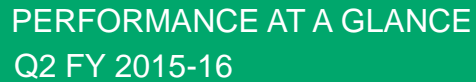


SHAREHOLDER INFORMATION



Savings & Investments

Q2 FY 2015 Summary

CONSOLIDATED RESULTS

Operating Income in Q2 FY 2015 was INR 65.88 Crs (down by 13% Vs Q2 FY 2014 & up by 8% Vs Q1 FY 2015)

Operating Profit in Q2 FY 2015 was INR 21.29 Crs (down by 31% Vs Q2 FY 2014 & up by 21% Vs Q1 FY 2015)

PAT in Q2 FY 2015 was INR12.42 Crs (down by 38% Vs Q2 FY 2014 & up by 18% Vs Q1FY 2015)

Diluted EPS was 0.53 compared to 0.86 in Q2 FY 2014 and 0.45 in Q1 2015

Net worth of the company as on 30th September 2015 is Rs 498.66 Crs

VOLUME & YIELD

Average daily turnover (without CDS) for Q2 FY 2016 was 10.40 bn INR Compared to 10.52 bn INR in previous quarter. (1% de growth QoQ)

Cash market Volume increased by 11% compared to previous quarter and FO Stable.

Brokerage Yield year on year decreased to 7.1 bps from 7.6.



Q2 FY 2015 SUMMARY

BUSINESS REACH

GBNPP network includes 471 offices in India and 9 offices in Abroad

GBNPP reaches clients in 20 states of India and 4 Gulf countries

Total client base rose to 7,76,000 which includes 6,49,900 equity clients.

ASSETS UNDER MANAGEMENT

Total AUH & AUM moved to 236 bn INR from 211 bn INR (Sep.14) (12% growth)

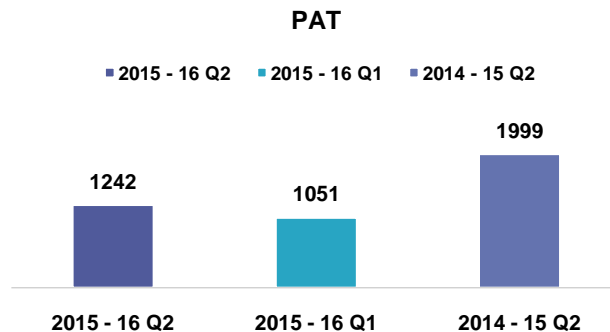
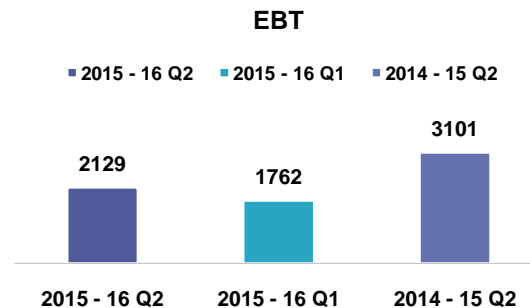
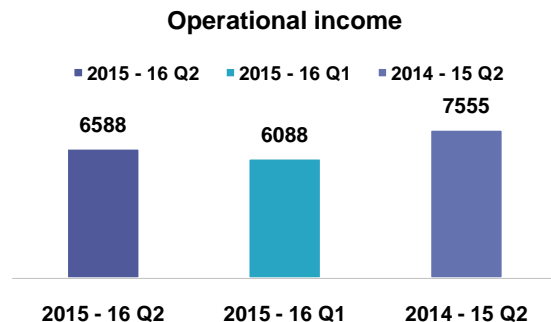
Out of total AUH and AUM, Depository assets (Asset under Holding) were 209 bn INR

11% Of Total assets contributed by Joint ventures abroad.



PERFORMANCE HIGHLIGHTS

Performance highlights



Amount: Rs. in Lakhs

Consolidated Financials

Particulars	2015-16 Q II	2014-15 Q II	Change % (Q to Q)	2015-16 Q I	Change % (Q to Q)
Operational income	6,588	7,555	-13%	6,088	8%
Other income	703	687	2%	507	39%
Total income	7,291	8,242	-12%	6,595	11%
Total Expenses	5,162	5,141	0%	4,833	7%
Profit before tax	2,129	3,101	-31%	1,762	21%
Profit after tax	1,242	1,999	-38%	1,051	18%
EPS - Basic	0.53	0.87		0.45	
EPS - Diluted	0.53	0.86		0.45	
Public shareholding	36.77%	35.93%		36.60%	

Amount: Rs. in Lakhs

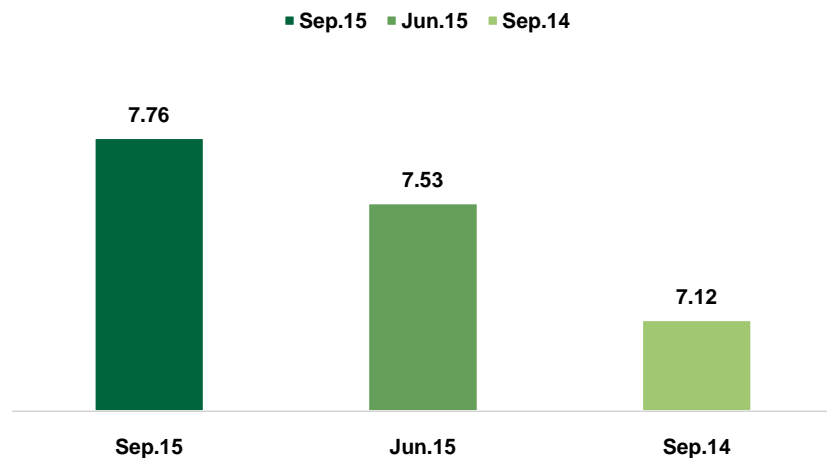
Geojit BNP Paribas Financial services (standalone)

Particulars	2015-16 Q II	2014-15 Q II	Change % (Q to Q)	2015-16 Q I	Change % (Q to Q)
Brokerage & related income	5,921	6,692	-12%	5,404	10%
Other income	685	643	7%	352	95%
Total Revenues	6,606	7,335	-10%	5,756	15%
Total Expenses	4,760	4,676	2%	4,302	11%
Profit before tax	1,846	2,659	-31%	1,454	27%
Profit/(Loss) for the Year	1,241	1,811	-31%	941	32%

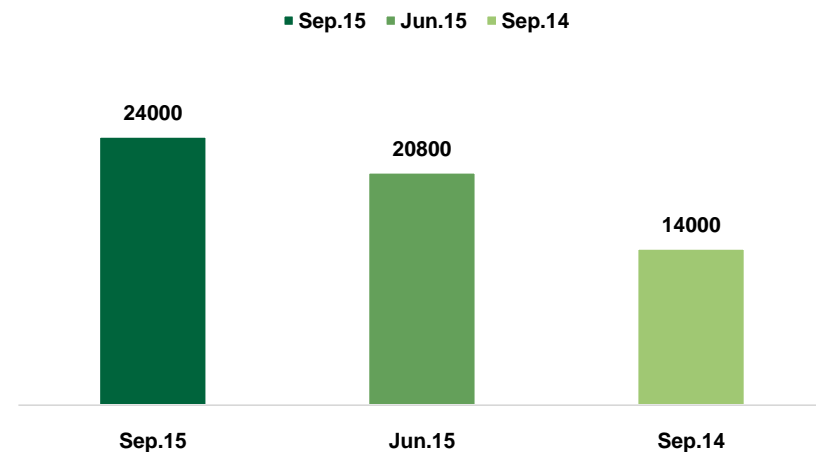
Amount: Rs. in Lakhs

BUSINESS POINTS

Business points...

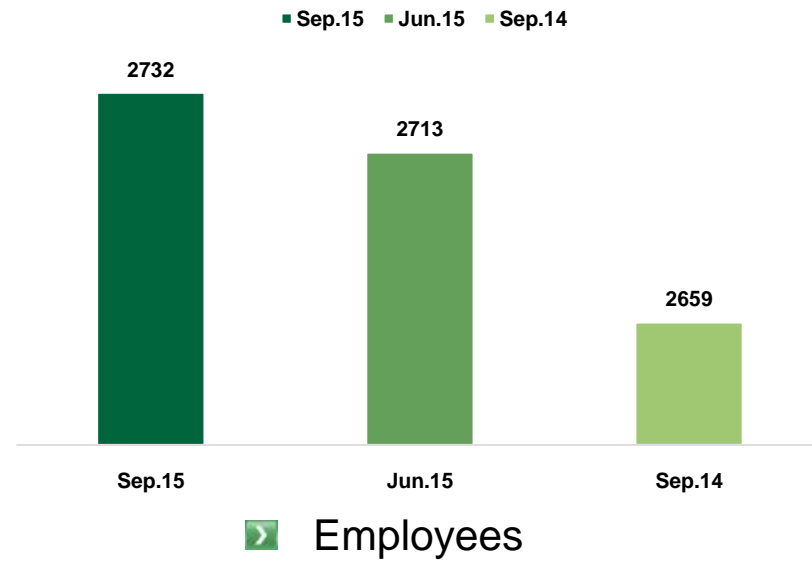
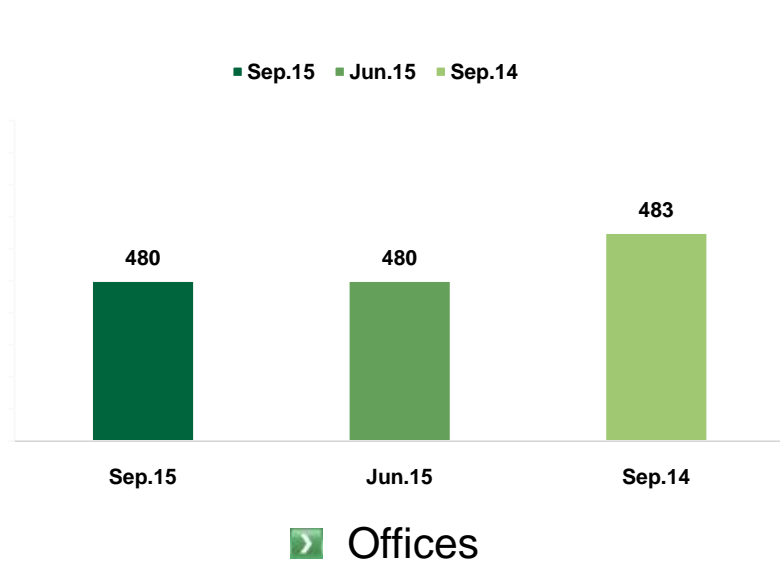


➤ Clients in lakhs



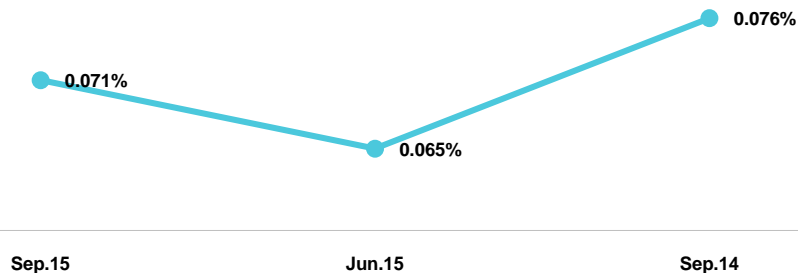
➤ New Clients

Business points...

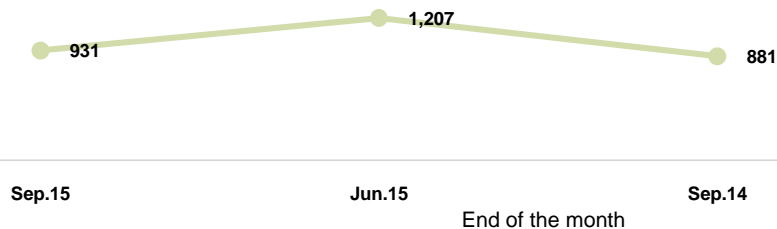


Business points...

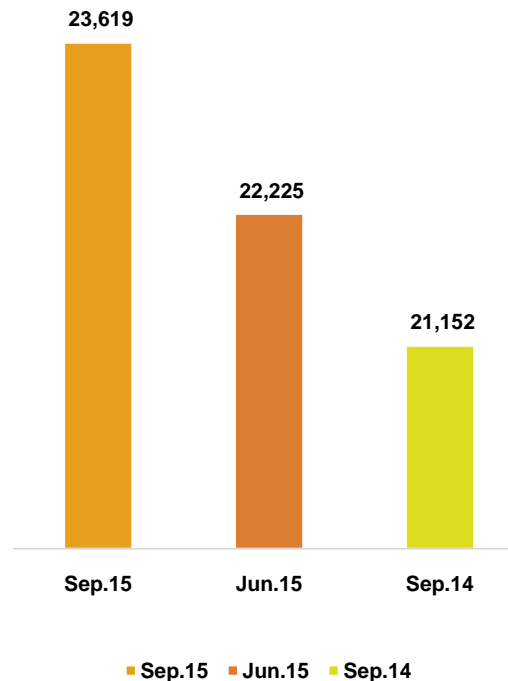
Total yield



Geojit Market Capitalisation Rs. in crores



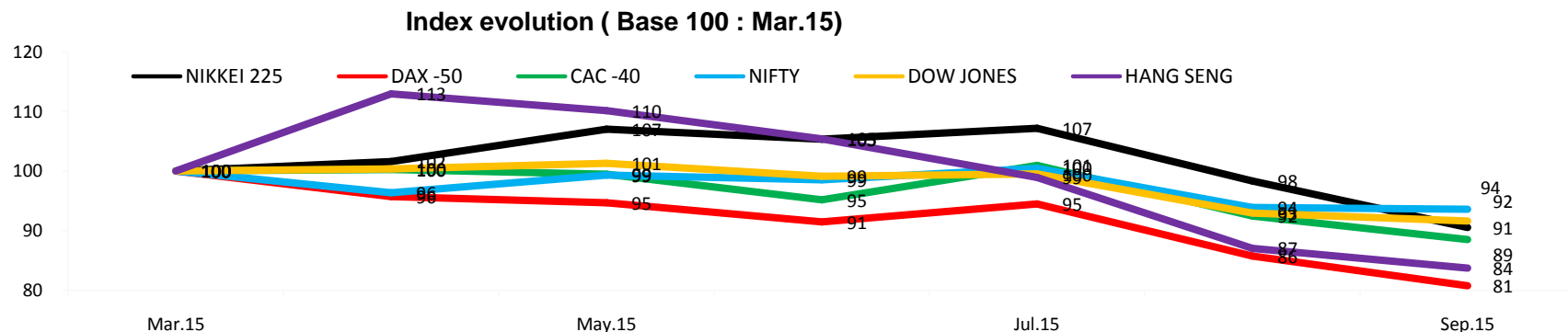
AUH/AUM Rs. In crores



MARKET STATISTICS



Market Statistics - Benchmark Index



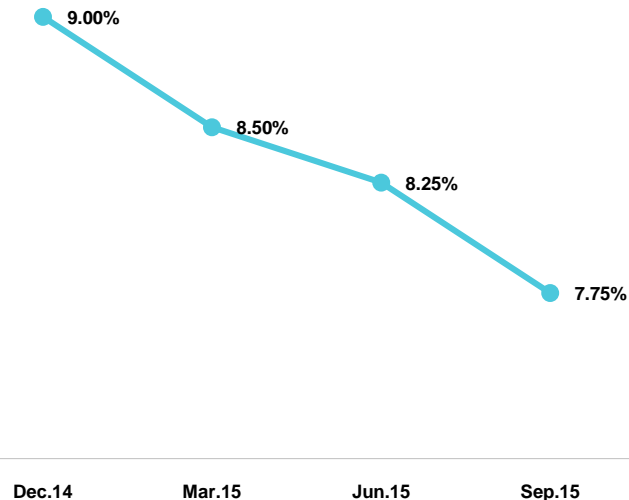
Market Statistics-Economic indicators

USD/INR



Bank rate

Bank rate



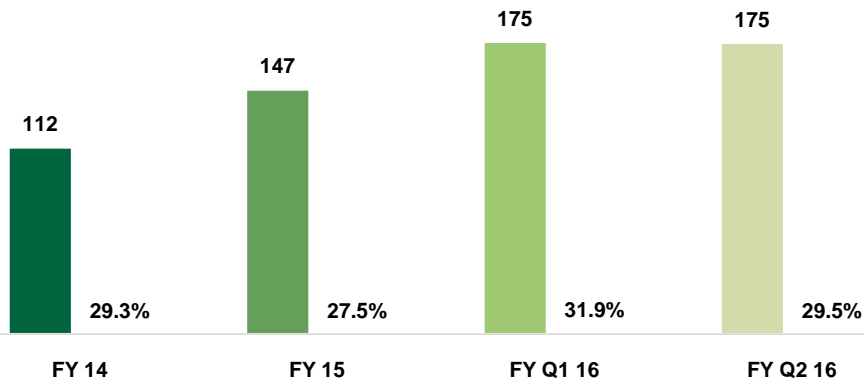
GEOJIT
BNP PARIBAS

Savings & Investments

Market Statistics-NSE Average daily turnover (ADTO)

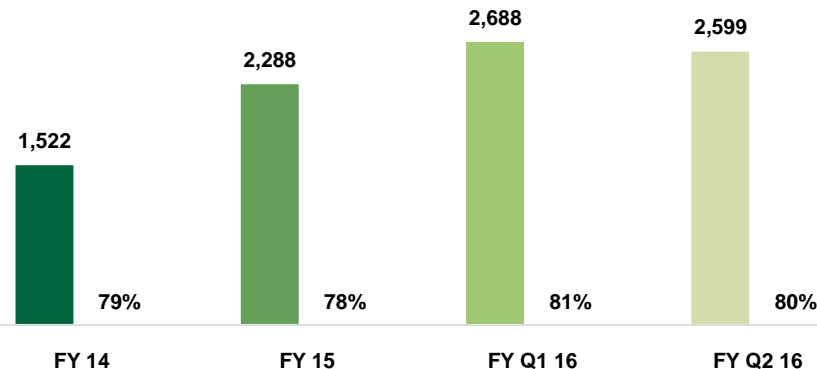
ADTO of NSE in Cash Market (in Bn INR).
(Total in Value and % shows Delivery turnover on total)
le

■ ADTO ■ Delivery %



ADTO of NSE in Futures & Option (in Bn INR).
(Total in Value and % shows Option turnover on total)

■ ADTO ■ Options



Average Daily Turnover (ADTO)

THANK YOU!

GEOJIT BNP PARIBAS FINANCIAL SERVICES LTD
34/659-P, Civil Line Road, Padivattom, Kochi-682024
Toll Free: 1800-425-5501 / 1800-103-5501
geojitbnpparibas.com

This report is for information purposes only and does not construe to be any investment, legal or taxation advice. It is not intended as an offer or solicitation for the purchase and sale of any financial instrument. Any action taken by you on the basis of the information contained herein is your responsibility alone and Geojit BNP Paribas Financial Services Ltd (herein after referred as GBNPP) and its subsidiaries or its employees or directors, associates will not be liable in any manner for the consequences of such action taken by you. We have exercised due diligence in checking the correctness and authenticity of the information contained herein, but do not represent that it is accurate or complete. GBNPP or any of its subsidiaries or associates or employees shall not be in any way responsible for any loss or damage that may arise to any person from any inadvertent error in the information contained in this publication. The recipients of this report should rely on their own investigations. GBNPP and/or its subsidiaries and/or directors, employees or associates may have interests or positions, financial or otherwise in the securities mentioned in this report