

GEOJIT BNP PARIBAS FINANCIAL SERVICES

SHAREHOLDER INFORMATION



PERFORMANCE AT A GLANCE
Q2 FY 2017



**GEOJIT
BNP PARIBAS**

Savings & Investments

PERFORMANCE HIGHLIGHTS

Financial Highlights

**Consolidated
revenues Rs 80.8
Crores in
Q2FY17. Growth of
11% YoY**

**PAT margin 17% in
Q2FY17 vs 17% in
Q2FY16**

**Networth at Rs 517
Crores Vs Rs 498
Crores at Sep.15**

**Consolidated PAT
Rs13.7 Crores in
Q2FY17. Growth of
10%YoY**



Business Highlights

Average daily
turnover in Cash
market Rs 440 Crores
in Q2FY17 .Growth of
15% YoY

Average daily
turnover in F&O
market Rs 925 Crores
in Q2FY17. Growth of
34% YoY

Mutual fund SIP
Booksize at Rs 41
crores. Growth of
140% YoY

Asset under holding
at Rs 266 bn.
Growth of 27% YoY.

Mutual Fund AUM
at Rs 34 bn. Growth
of 24% YoY

Mutual fund AUM includes MF AUM of our overseas ventures and Institutional client

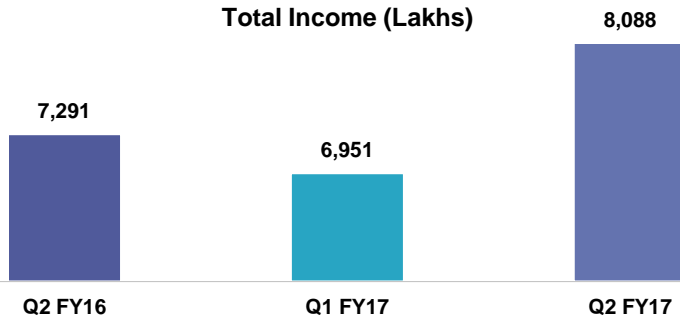


GEOJIT
BNP PARIBAS

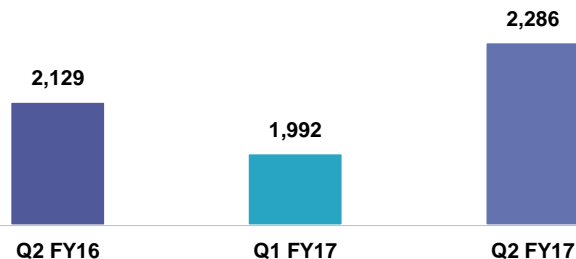
Savings & Investments

Financial Performance

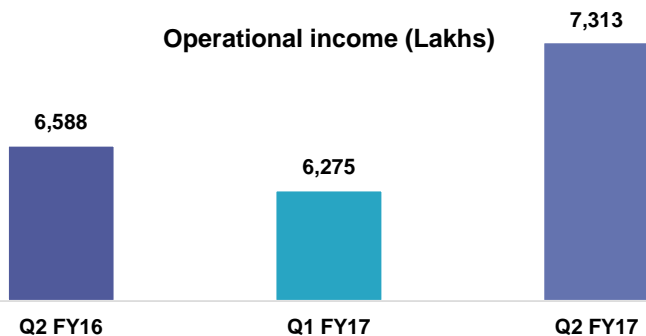
Total Income (Lakhs)



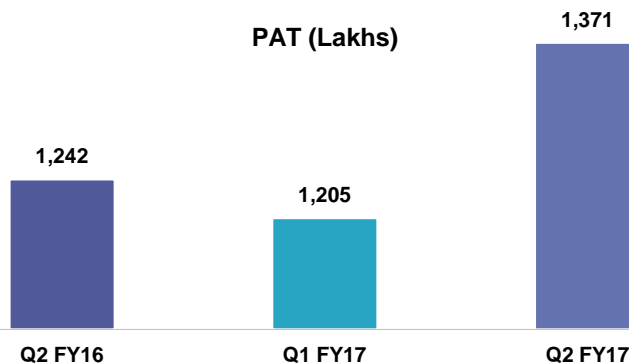
PBT (Lakhs)



Operational income (Lakhs)

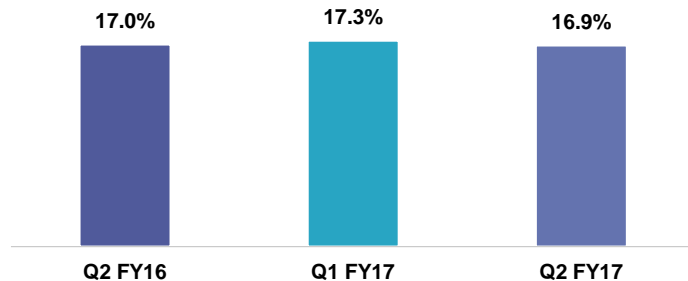


PAT (Lakhs)

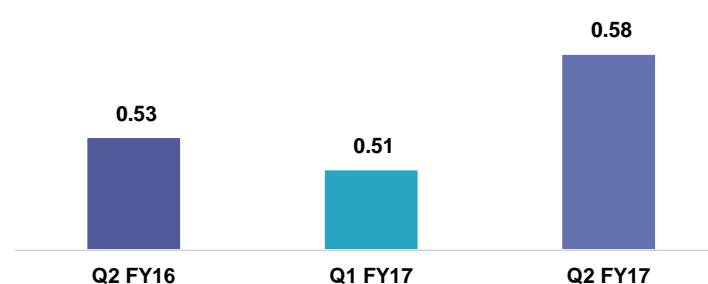


Key ratios

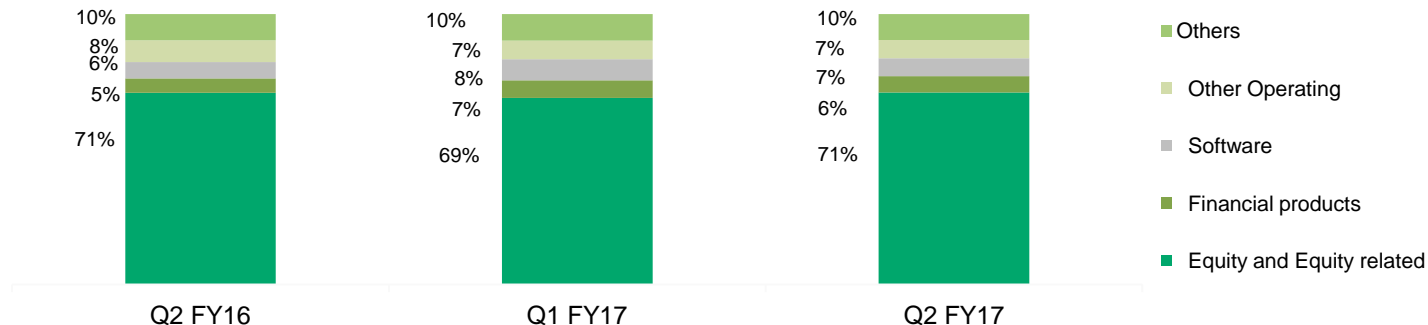
PAT margin



Earning per share

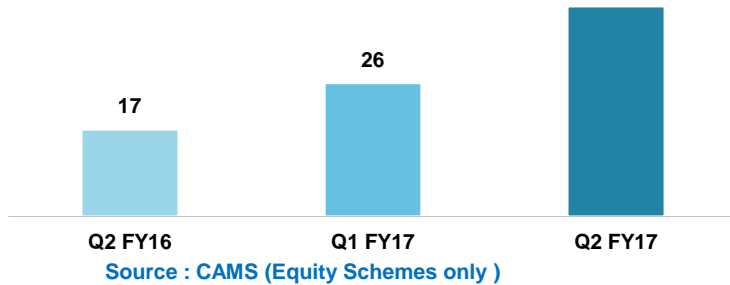


Income Mix

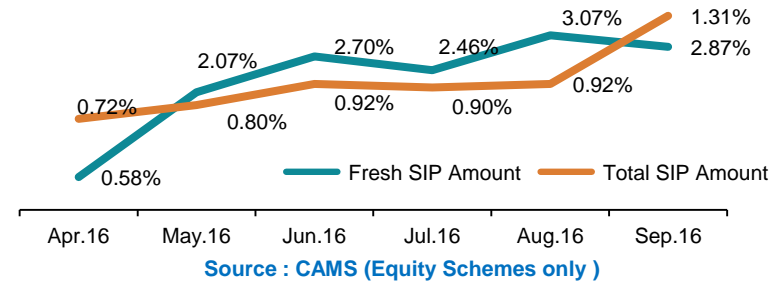


Key ratios Mutual fund distribution

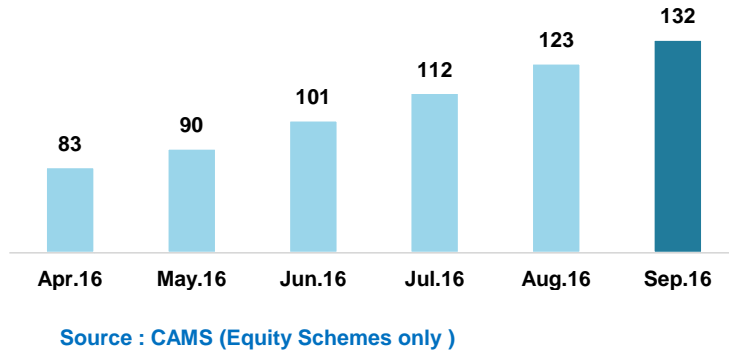
Mutual Fund SIP Book Size (Cr)



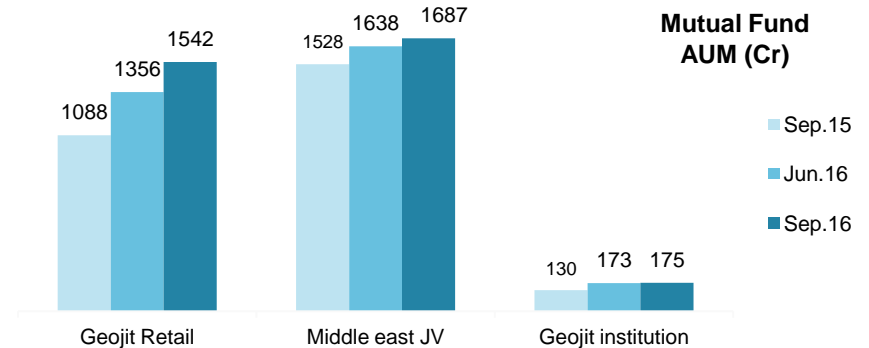
Mutual Fund SIP Market share



Total SIP count in "000"



Mutual Fund AUM (Cr)



GEOJIT
BNP PARIBAS

Savings & Investments

Consolidated Financials

Amount: Rs. in Lakhs									
Particulars	Q2 FY17	Q2 FY16	Change % YoY	Q1 FY17	Change % QoQ	H1 FY17	H1 FY16	Change % YoY	FY16
Operational income	7,313	6,588	11%	6,275	17%	13,588	12,676	7%	24,595
Other income	775	703	10%	676	15%	1,450	1,210	20%	2,601
Total income	8,088	7,291	11%	6,951	16%	15,039	13,886	8%	27,196
Total Expenses	5,801	5,162	12%	4,959	17%	10,760	9,995	8%	20,980
Profit before tax	2,286	2,129	7%	1,992	15%	4,278	3,891	10%	6,216
Profit after tax	1,371	1,242	10%	1,205	14%	2,576	2,293	12%	3,761
EPS - Basic	0.58	0.53		0.51		1.10	0.99		1.61
EPS - Diluted	0.58	0.53		0.51		1.09	0.98		1.61

In Q2 FY17, the company made a one-time incremental gratuity provision of Rs 3.37 crore on account of salary restructuring.

Consolidated Financials –Revenue split

Amount: Rs. in Lakhs

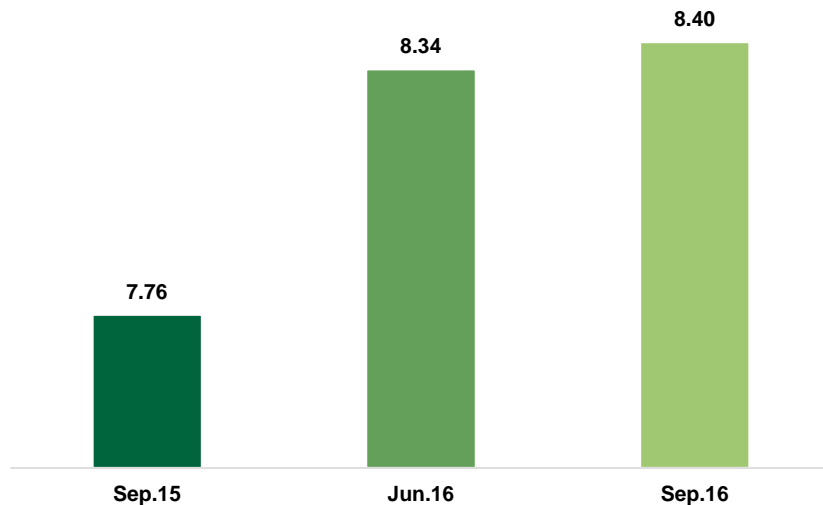
Particulars	Q2 FY17	Q2 FY16	Change % YoY	Q1 FY17	Change % QoQ	H1 FY17	H1 FY16	Change % YoY
Equity and Equity related	5,742	5,174	11%	4,796	20%	10,538	9,911	6%
Financial products income	488	384	27%	452	8%	940	726	30%
Software Income	544	440	24%	545	0%	1,089	859	27%
Other Operating Income	538	589	-9%	482	12%	1,021	1,180	-14%
Total Operational income	7,313	6,588	11%	6,275	17%	13,588	12,676	7%
Other non operational Income	775	703	10%	676	15%	1,450	1,210	20%
Total income	8,088	7,291	11%	6,951	16%	15,039	13,886	8%



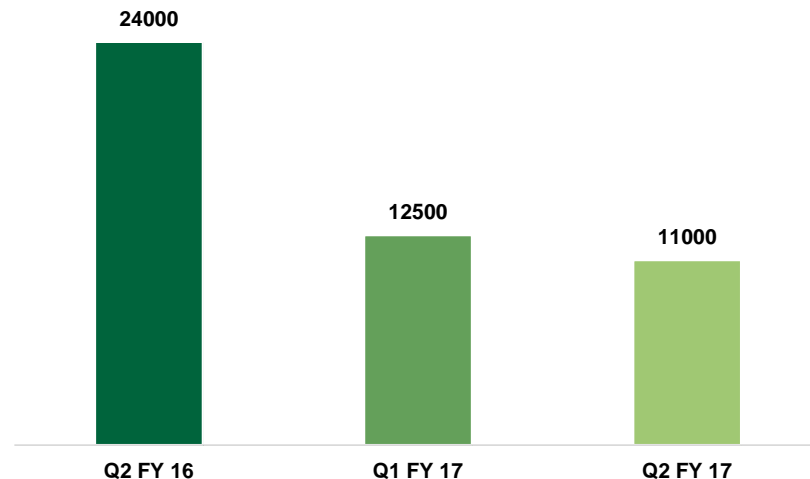
BUSINESS POINTS

Business points...

➤ Clients in lakhs



➤ New Clients



Business points...

> Offices

Offices

480

511

509

Sep.15

Jun.16

Sep.16

> Employees

2732

2548

2565

Sep.15

Jun.16

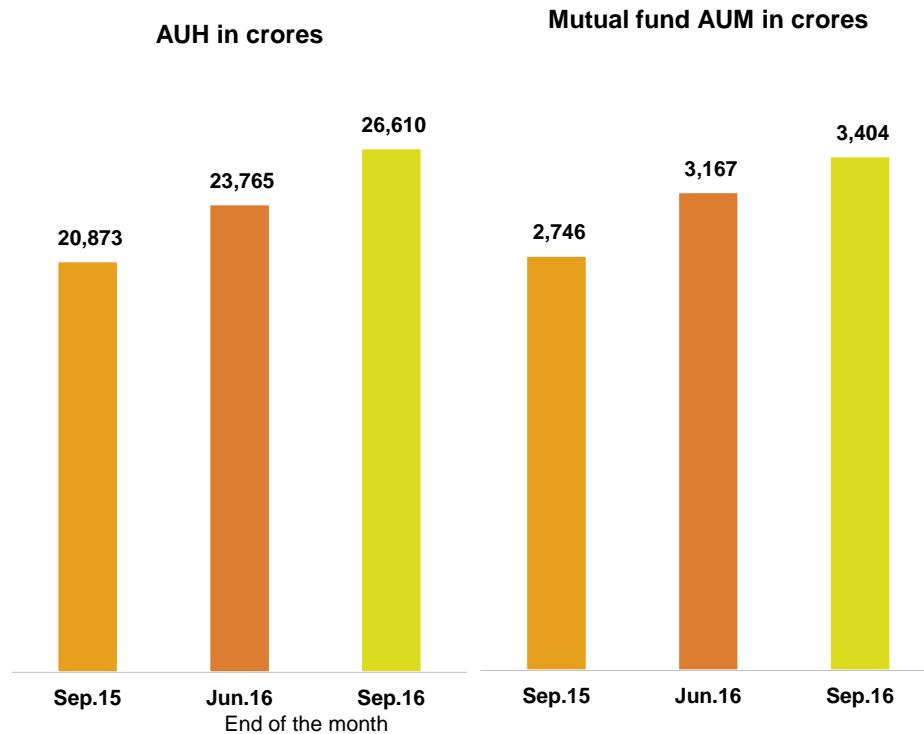
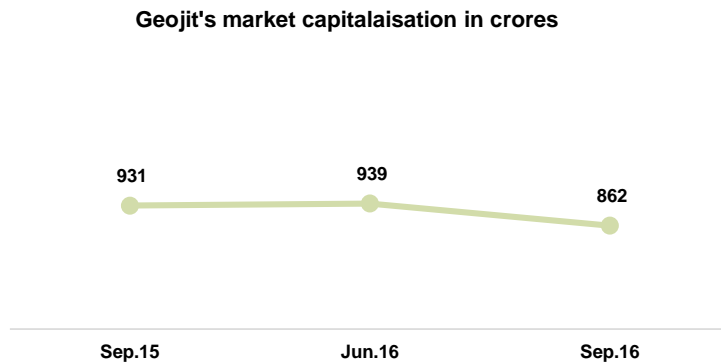
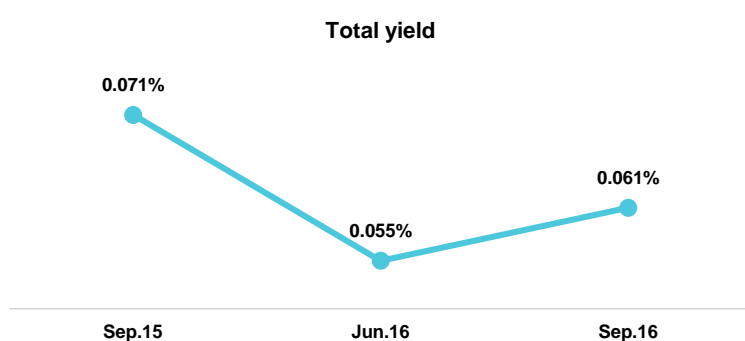
Sep.16



GEOJIT
BNP PARIBAS

Savings & Investments

Business points...



Mutual Fund AUM includes overseas ventures



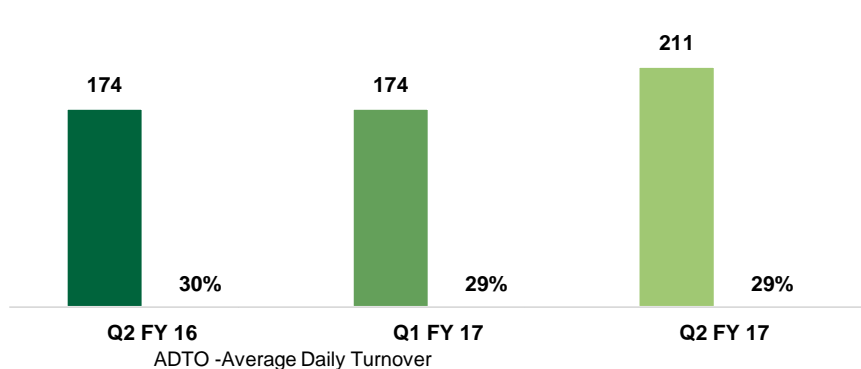
GEOJIT
BNP PARIBAS

Savings & Investments

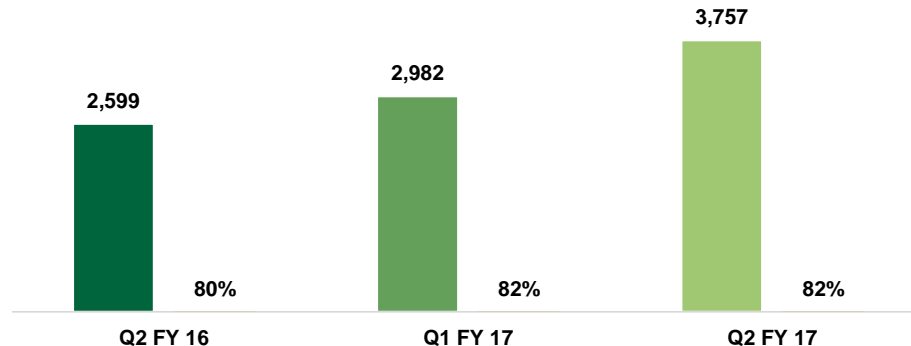
MARKET STATISTICS

Market Statistics

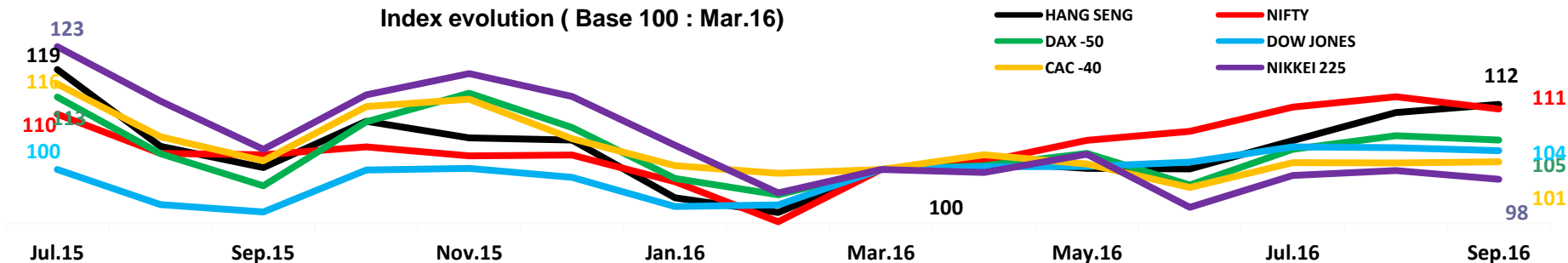
ADTO of NSE in Cash Market (in Rs Bn).
(Total in Value and % shows Delivery turnover on total)



ADTO of NSE in Futures & Option (in Rs Bn).
(Total in Value and % shows Option turnover on total)



Index evolution (Base 100 : Mar.16)



GEOJIT
BNP PARIBAS

Savings & Investments

THANK YOU!

GEOJIT BNP PARIBAS FINANCIAL SERVICES LTD
34/659-P, Civil Line Road, Padivattom, Kochi-682024
Toll Free: 1800-425-5501 / 1800-103-5501
geojitbnpparibas.com

This report is for information purposes only and does not construe to be any investment, legal or taxation advice. It is not intended as an offer or solicitation for the purchase and sale of any financial instrument. Any action taken by you on the basis of the information contained herein is your responsibility alone and Geojit BNP Paribas Financial Services Ltd (herein after referred as GBNPP) and its subsidiaries or its employees or directors, associates will not be liable in any manner for the consequences of such action taken by you. We have exercised due diligence in checking the correctness and authenticity of the information contained herein, but do not represent that it is accurate or complete. GBNPP or any of its subsidiaries or associates or employees shall not be in any way responsible for any loss or damage that may arise to any person from any inadvertent error in the information contained in this publication. The recipients of this report should rely on their own investigations. GBNPP and/or its subsidiaries and/or directors, employees or associates may have interests or positions, financial or otherwise in the securities mentioned in this report