

**SMEL/SE/2025-26/77**

**November 08, 2025**

**The Secretary, Listing Department  
BSE Limited**

Phiroze Jeejeebhoy Towers  
Dalal Street  
Mumbai 400 001  
Maharashtra, India  
Scrip Code: **543299**

**The Manager – Listing Department  
National Stock Exchange of India  
Limited** "Exchange Plaza", 5th Floor, Plot  
No. C/1, G Block, Bandra-Kurla Complex,  
Bandra (East), Mumbai 400 051  
Maharashtra, India  
Symbol: **SHYAMMETL**

**Sub: Press Release**

**Dear Sir/Madam,**


Pursuant to Regulation 30 of SEBI (LODR) Regulations 2015, we are pleased to inform you that a press release was issued **"Shyam Metalics reports strong Revenue & EBITDA growth in Q2 FY26."**

The same is enclosed herewith for your information and dissemination on your website.

Thanking you,

Yours faithfully,

**For Shyam Metalics and Energy Ltd.**

  
**Birendra Kumar Jain**  
Company Secretary  
Membership No. **F13320**



OUR BRANDS:



**SHYAM METALICS AND ENERGY LIMITED**

REG. OFFICE: Trinity Tower, 7th Floor, 83, Topsia Road, Kolkata - 700 046, West Bengal, CIN: L40101WB2002PLC095491 GSTIN: 19AAHCS5842A2ZD  
P-19, (Plate No.: D-403), Taratala Road, CPT Colony, Kolkata, West Bengal - 700088

T: +91 33 4016 4001 F: +91 33 4016 4025 Email: [contact@shyamgroup.com](mailto:contact@shyamgroup.com) Web: [www.shyammetalics.com](http://www.shyammetalics.com) Follow us on:    

## Shyam Metals reports strong Revenue & EBITDA growth in Q2 FY26

Revenues grew by 23% YoY, Volumes grew by 24% YoY

Operating EBITDA grew by 32% YoY

Long Term Credit rating upgraded to CRISIL AA+ (Stable)

Investor Release

**Kolkata, West Bengal, 08<sup>th</sup> November 2025** - Shyam Metals and Energy Limited (SMEL), a leading multi-metal conglomerate with footprints in carbon steel, stainless steel, specialty alloys and aluminum foil along with captive power plant announced its Financial Results for the quarter and half year ended 30<sup>th</sup> September 2025.

### Key Financial Highlights: Q2 FY26

Revenue

**Rs. 4,457 crores**

EBITDA

**Rs. 609 crores**

Operating EBITDA

**Rs. 539 crores**

Profit after Tax

**Rs. 260 crores**

### Key Consolidated Financial Highlights

Particulars (Rs. Crs.)	Q2 FY26	Q2 FY25	Y-o-Y	Q1 FY26	Q-o-Q	H1 FY26	H1 FY25	Y-o-Y
Revenue	<b>4,457</b>	3,634	<b>22.6%</b>	4,419	<b>0.9%</b>	<b>8,876</b>	7,246	22.5%
EBITDA	<b>609</b>	481	<b>26.5%</b>	633	<b>-3.9%</b>	<b>1,242</b>	1,020	21.8%
EBITDA Margins (%)	<b>13.7%</b>	13.2%		14.3%		<b>14.0%</b>	14.1%	
Operating EBITDA	<b>539</b>	409	<b>31.9%</b>	580	<b>-6.9%</b>	<b>1,119</b>	897	24.8%
Operating EBITDA Margins (%)	<b>12.1%</b>	11.3%		13.1%		<b>12.6%</b>	12.4%	
Profit After Tax	<b>260</b>	216	<b>20.8%</b>	291	<b>-10.4%</b>	<b>551</b>	492	12.1%
PAT Margins (%)	<b>5.8%</b>	5.9%		6.6%		<b>6.2%</b>	6.8%	

### Per Tonne Realizations (Product Wise Details)

Per Tonne Realizations (Rs.)	Q2 FY26	Q2 FY25	Y-o-Y	Q1 FY26	Q-o-Q	H1 FY26	H1 FY25	Y-o-Y
Speciality Alloys	<b>95,253</b>	99,851	-4.6%	87,715	8.6%	<b>91,401</b>	98,627	-7.3%
Carbon Steel	<b>41,510</b>	43,205	-3.9%	44,856	-7.5%	<b>43,144</b>	45,206	-4.6%
Sponge Iron	<b>23,394</b>	24,306	-3.8%	24,100	-2.9%	<b>23,804</b>	25,753	-7.6%
Iron Pellets	<b>9,079</b>	8,123	11.8%	8,608	5.5%	<b>8,842</b>	8,563	3.3%
Aluminium	<b>3,88,570</b>	3,46,886	12.0%	3,65,945	6.2%	<b>3,77,082</b>	3,37,295	11.8%
Stainless Steel	<b>1,31,029</b>	1,37,523	-4.7%	1,38,516	-5.4%	<b>1,34,360</b>	1,35,979	-1.2%

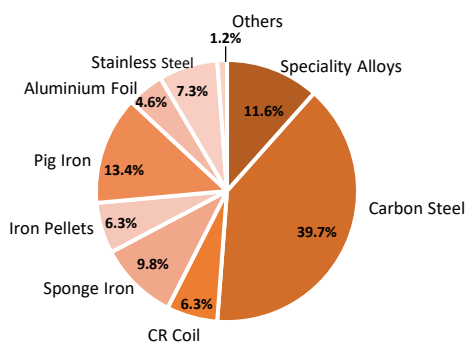
## Sales Volumes (in Tonnes)

Volumes (in tonnes)	Q2 FY26	Q2 FY25	Y-o-Y	Q1 FY26	Q-o-Q	H1 FY26	H1 FY25	Y-o-Y
Speciality Alloys	54,133	52,509	3.1%	56,576	-4.3%	1,10,709	99,123	11.7%
Iron Pellets	3,07,816	2,38,978	28.8%	3,12,151	-1.4%	6,19,967	4,48,013	38.4%
Carbon Steel	4,26,063	4,10,778	3.7%	4,06,771	4.7%	8,32,834	7,94,485	4.8%
CR Coil/ CR Sheet <sup>(1)</sup>	38,870	-	-	32,609	19.2%	71,479	-	-
Sponge Iron	1,85,873	2,56,931	-27.7%	2,56,956	-27.7%	4,42,829	5,12,711	-13.6%
Pig Iron <sup>(1)</sup>	1,83,735	-	-	1,21,722	50.9%	3,05,457	-	-
Aluminium	5,274	5,107	3.3%	5,440	-3.1%	10,714	9,678	10.7%
Stainless Steel	24,720	20,934	18.1%	19,813	24.8%	44,533	39,785	11.9%

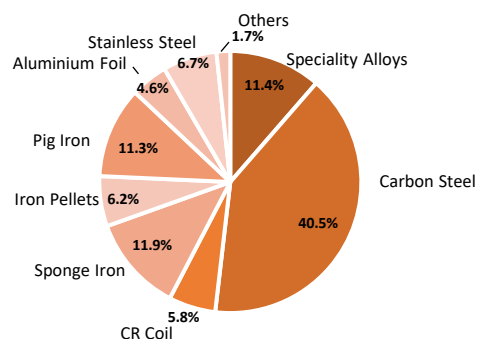
Note: (1) Sales volumes including volume of HR Tube/ Pipe

## Revenue Breakup

Q2 FY26



H1 FY26



### Commenting on the Results, Mr Brij Bhushan Agarwal, Chairman & Managing Director said

"We are pleased to share that Shyam Metalics has delivered a strong performance in the second quarter of FY26, reflecting the strength of our strategic vision and operational discipline. Revenue grew by **23% to ₹ 4,457 crores**, while Operating EBITDA rose by **32% to ₹539 crores**, reflecting the effectiveness of our strategic initiatives and our unwavering focus on operational excellence, even amidst a dynamic and evolving market landscape.

Our continued emphasis on expanding our share in value-added products has further reinforced our competitive positioning and enhanced profitability. This momentum is a testament to our ability to execute with precision and agility.

I am also proud to announce that CRISIL has upgraded our long-term credit rating to **AA+ (Stable)**. This upgrade is a significant endorsement of our robust financial health, disciplined capital management, and strong governance framework. It reflects our healthy scale of operations, diversified product portfolio, and consistent delivery against strategic objectives.

As we look ahead, we remain deeply committed to driving innovation, maintaining rigorous financial discipline, and creating enduring value for all our stakeholders. These guiding principles will continue to shape our sustainable growth trajectory and reinforce our leadership in the industry."

## About Shyam Metals And Energy Limited (SMEL)



Shyam Metals is a leading and fastest-growing integrated metal-producing company based in India primarily in the steel Industry in West Bengal, Odisha, Jharkhand and Madhya Pradesh with a focus on Long Steel Products, Ferro Alloys, Aluminum and Stainless Steel. The company got listed itself on the exchanges in 2021 and as on date of this press release possesses a market capitalization of **Rs. 24,145 crores**. Spearheaded by Mr. B. Bhushan, Chairman and Managing Director, the company strives to deliver unparalleled quality through their customized value-added solutions to meet business requirements. Headquartered in Kolkata, West Bengal, the company is amongst the largest producers of ferro alloys in terms of installed capacity in India. (Source: CRISIL Report)

The company has the ability to sell intermediate and final products across the steel value chain. Shyam Metals is one of the leading players in terms of pellet capacity and the largest coal fired player in the sponge iron industry in terms of sponge iron capacity in India.

## Safe Harbor Statement

Any forward-looking statements about expected future events, financial and operating results of the Company are based on certain assumptions which the Company does not guarantee the fulfilment of. These statements are subject to risks and uncertainties. Actual results might differ substantially or materially from those expressed or implied. Important developments that could affect the Company's operations include a downtrend in the industry, global or domestic or both, significant changes in political and economic environment in India or key markets abroad, tax laws, litigation, labour relations, exchange rate fluctuations, technological changes, investment and business income, cash flow projections, interest, and other costs. The Company does not undertake any obligation to update forward-looking statements to reflect events or circumstances after the date thereof.

## Contact Details

Company: Shyam Metals and Energy Ltd.	Investor Relations: MUFG Intime India Pvt Ltd.
	
Mr. Pankaj Harlalka	Mr. Sumeet Khaitan/ Mr. Omkar Bagwe
pankaj.harlalka@shyammetals.com	sumeet.khaitan@in.mpms.mufg.com / omkar.bagwe@in.mpms.mufg.com
CIN: L40101WB2002PLC095491	Tel: +91 7021320701/ +91 9987989229
<a href="http://www.shyammetals.com">www.shyammetals.com</a>	<a href="http://www.in.mpms.mufg.com">www.in.mpms.mufg.com</a>