



TVSM Results Q/E 31st March 2022



Highlights - Q/E March 2022

- Company revenue grew by 4% at Rs.5,530 Crores during Q4 of 2021-22 as against Rs. 5,322 Crores in Q4 of last year.
- EBITDA margin for the quarter improved to 10.1%.
- EBITDA is at Rs.557 Crores during Q4 of 2021-22 as against Rs.536 Crores during Q4 of last year.
- PBT is at Rs 373 Crores during Q4 of 2021-22 as against Rs 387 Crores during Q4 of last year.
- PAT is at Rs. 275 Crores during Q4 of 2021-22 as against Rs.289 Crores during Q4 of last year.



Sales – Q/E Mar 2022

Nos. in '000

Q4 2020-21	Particulars	Q4 2021-22
431	Motor cycles	442
157	Mopeds	111
299	Scooters	262
41	Three wheelers	42
928	Total	857



Sales – FY 2021-22

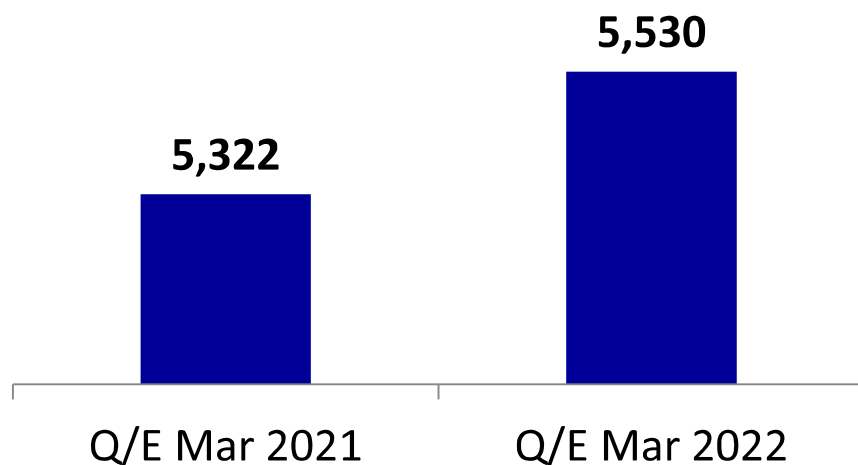
Nos. in '000

FY 2020-21	Particulars	FY 2021-22
1,342	Motor cycles	1,732
625	Mopeds	483
961	Scooters	923
124	Three wheelers	172
3,052	Total	3,310

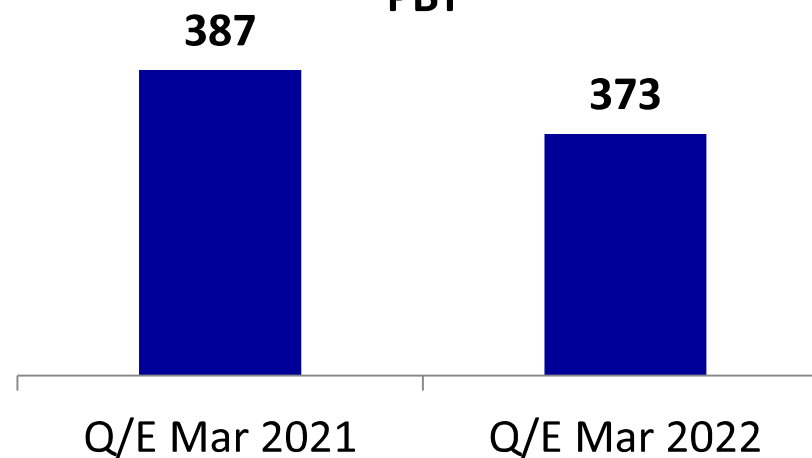


INR in Crores

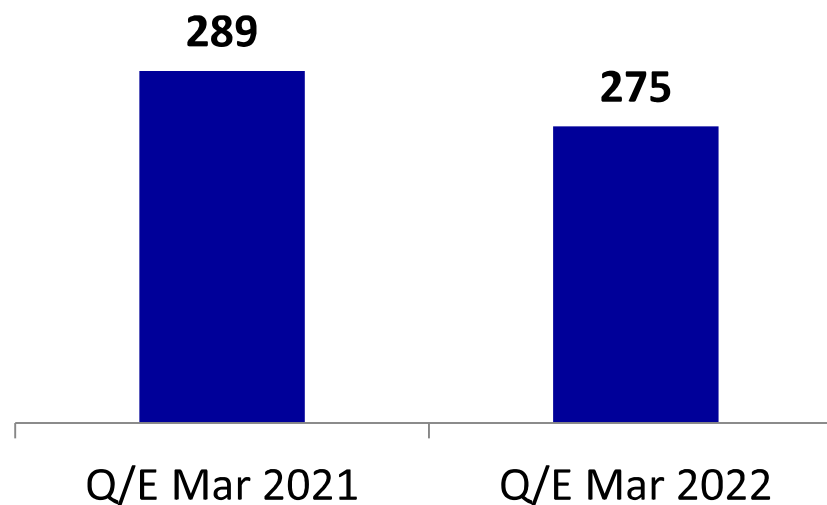
Revenue from Operations



PBT



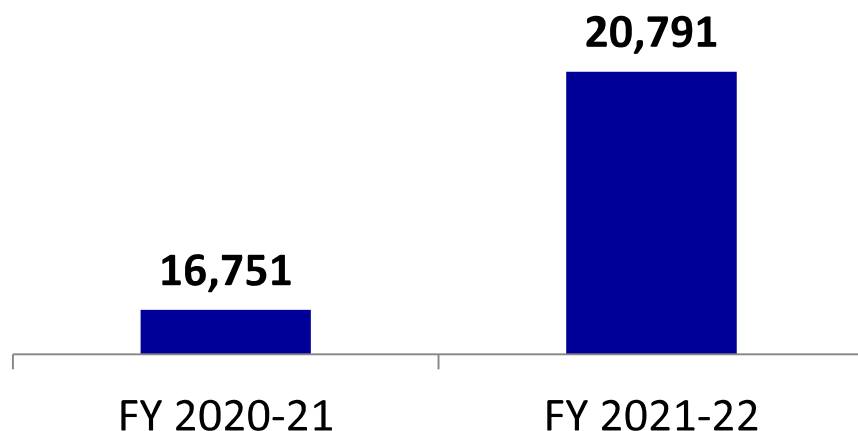
PAT



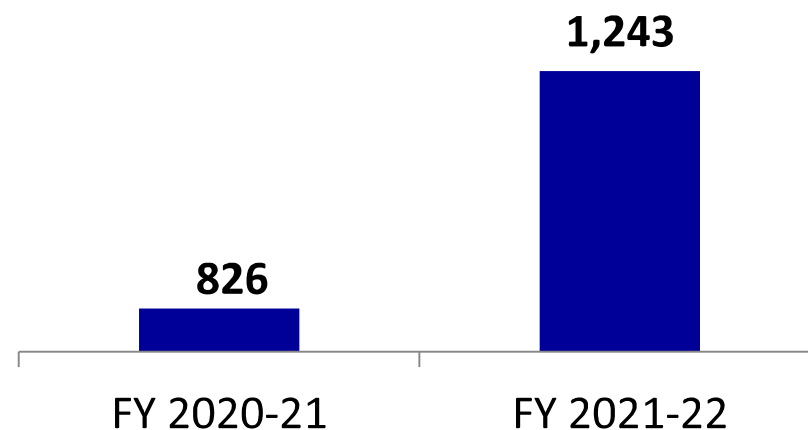


INR in Crores

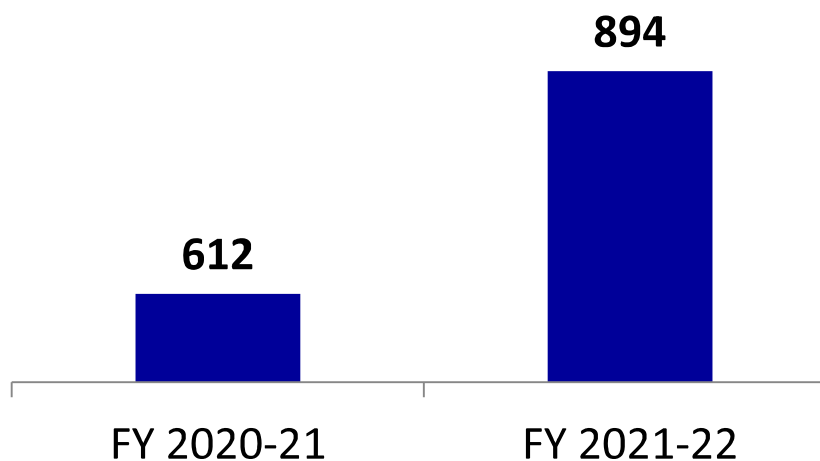
Revenue from Operations



PBT before exceptional items



PAT





TVS NTORQ XT Disc ISG Green+DD Blue







Thank you

No part of this presentation is to be circulated, quoted, or reproduced for any distribution without prior written approval from TVS Motor Company Limited, PB 4, Harita, Hosur-635109, Tamilnadu, India. Certain parts of this presentation may be “forward looking statements” within the meaning of applicable laws and regulations and actuals may differ from those either expressed or implied.