

Ref. No.: ABSLAMCL/PS/49/2025-26

July 24, 2025

BSE Limited

Phiroze Jeejeebhoy Towers
Dalal Street Mumbai-400 001
Scrip Code: 543374

National Stock Exchange of India Limited

Exchange Plaza, 5th Floor
Plot No. C/1, G Block,
Bandra Kurla Complex
Bandra (East), Mumbai - 400 051
Symbol: ABSLAMC

Dear Sir/Ma'am,

Sub: Intimation under Regulation 30 SEBI (Listing Obligations and Disclosure Requirements) Regulations, 2015 ('SEBI Listing Regulations') – Investor Presentation and Press Release

Pursuant to Regulation 30 of the SEBI Listing Regulations, please find attached copy of Investor Presentation along with Press Release on the Financial Results of the Company for the quarter ended June 30, 2025.

The above information is being hosted on the Company's website at <https://mutualfund.adityabirlacapital.com>.

This is for your information and dissemination.

Thanking you.

Yours sincerely,

For **Aditya Birla Sun Life AMC Limited**

Prateek Savla

Company Secretary & Compliance Officer
ACS 29500

Encl. As above

Aditya Birla Sun Life
AMC Ltd.



INVESTOR PRESENTATION

Q1 FY26



AUM growth



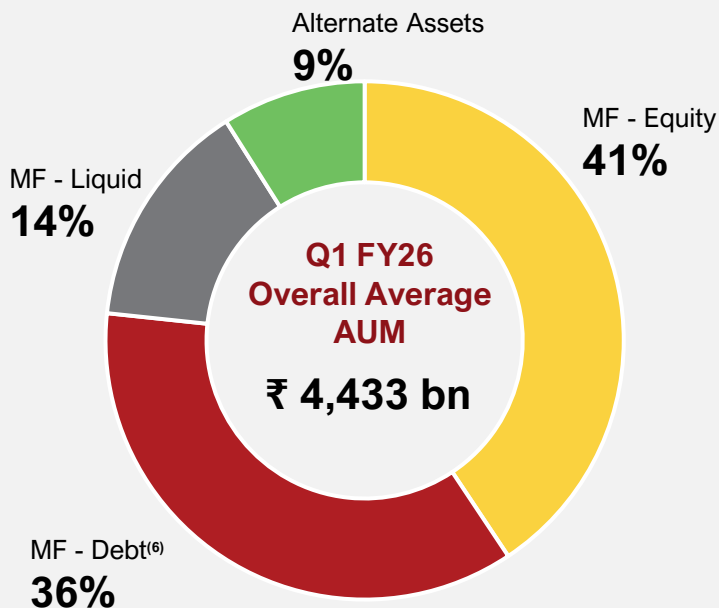
Accelerated growth in Passive & Alternative investments



Sustainable growth in SIPs

Driven by a strong and robust risk management and governance framework

AUM



Mutual Fund AUM⁽¹⁾

₹ 4,035 bn

Market share⁽²⁾ 6.24%

Equity AUM⁽¹⁾

₹ 1,802 bn

Market share 4.19%

Individual AUM⁽³⁾

₹ 2,038 bn

Passive AUM⁽⁴⁾

₹ 364 bn

Total Alternate AUM⁽¹⁾

₹ 398 bn

PMS/AIF AUM⁽¹⁾

₹ 287 bn[^]

Real Estate AUM⁽¹⁾

₹ 5 bn

Offshore AUM⁽¹⁾

₹ 106 bn

Financials (Q1 FY26)

Total Revenue⁽⁵⁾

₹ 5.7 bn

Profit Before Tax

₹ 3.7 bn

Profit After Tax

₹ 2.8 bn

Customer & Distribution

Investor Folios

10.7 mn

MF Distributors

89,000+

Locations

300+

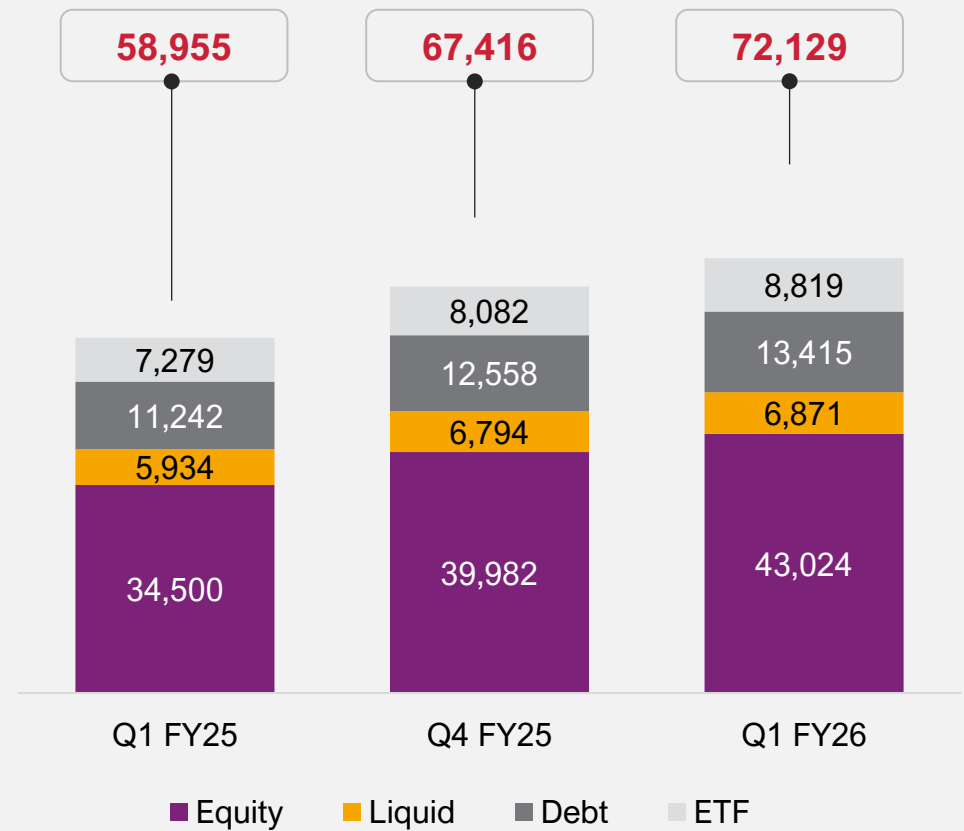
Digital Partners

115+

Industry Overview

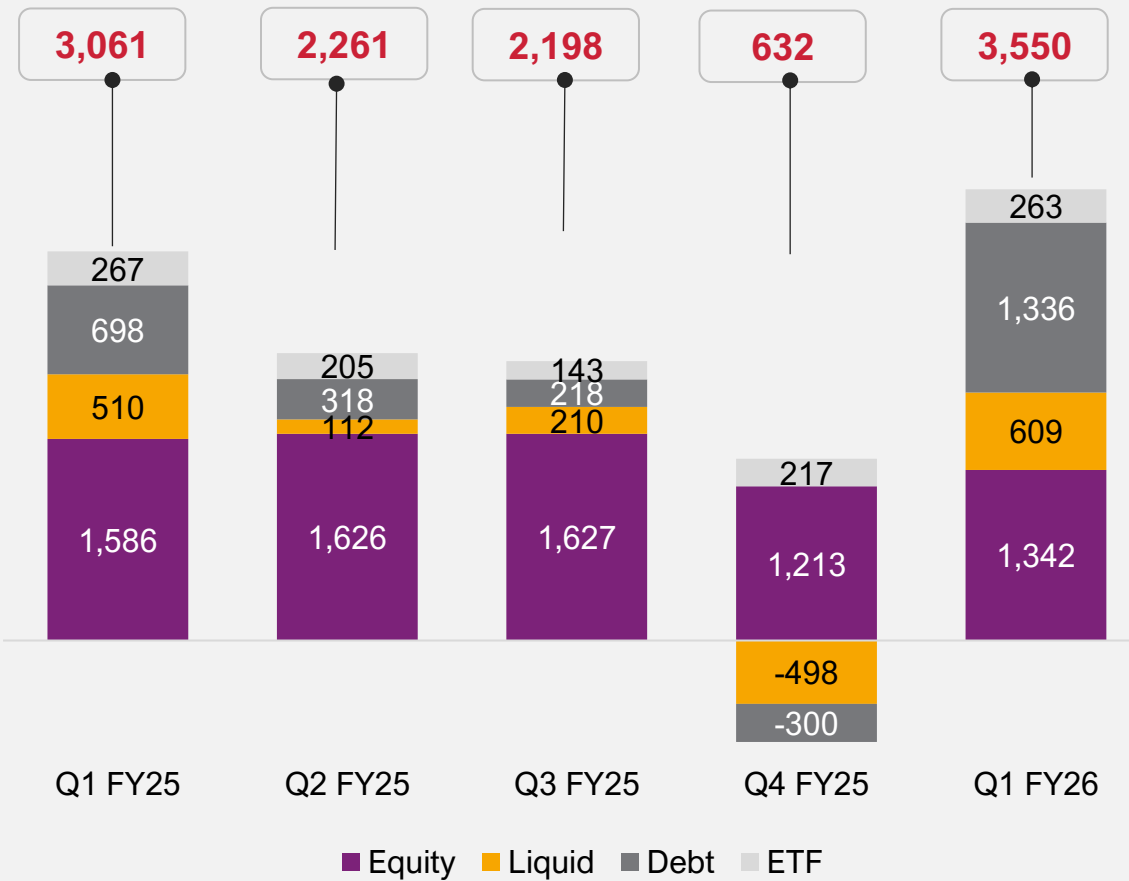
(INR billion unless otherwise stated)

QAAUM



Industry witnessed Y-o-Y AUM growth of 22% in Q1 FY26

Net Sales

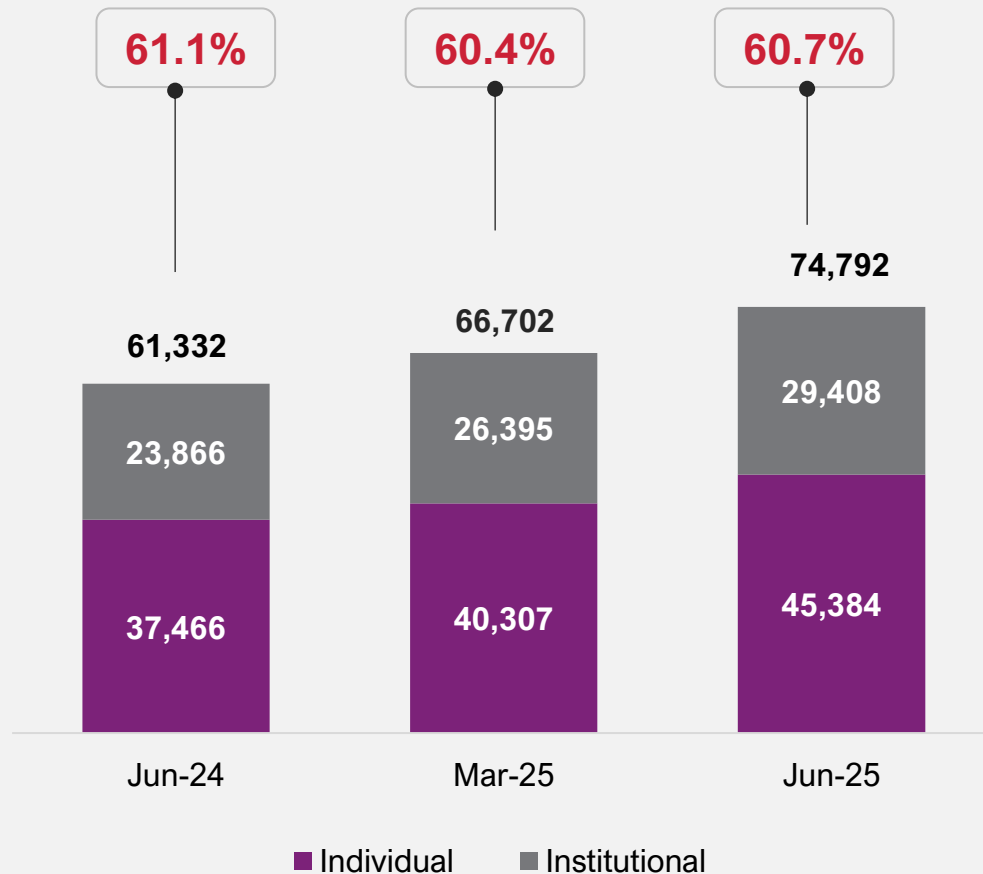


Industry witnessed strong inflows in Q1 FY26

(INR billion unless otherwise stated)

Individual MAAUM

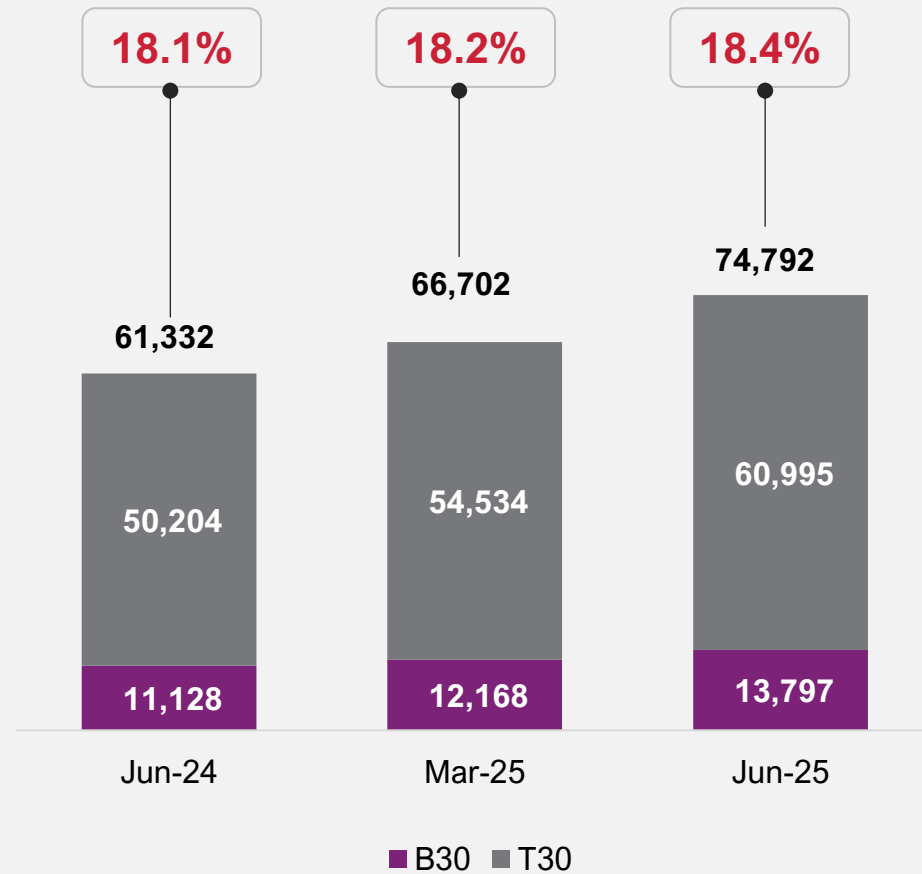
Individual Mix



Industry Individual AUM mix increased from 60.4% in Mar-25 to 60.7% in Jun-25

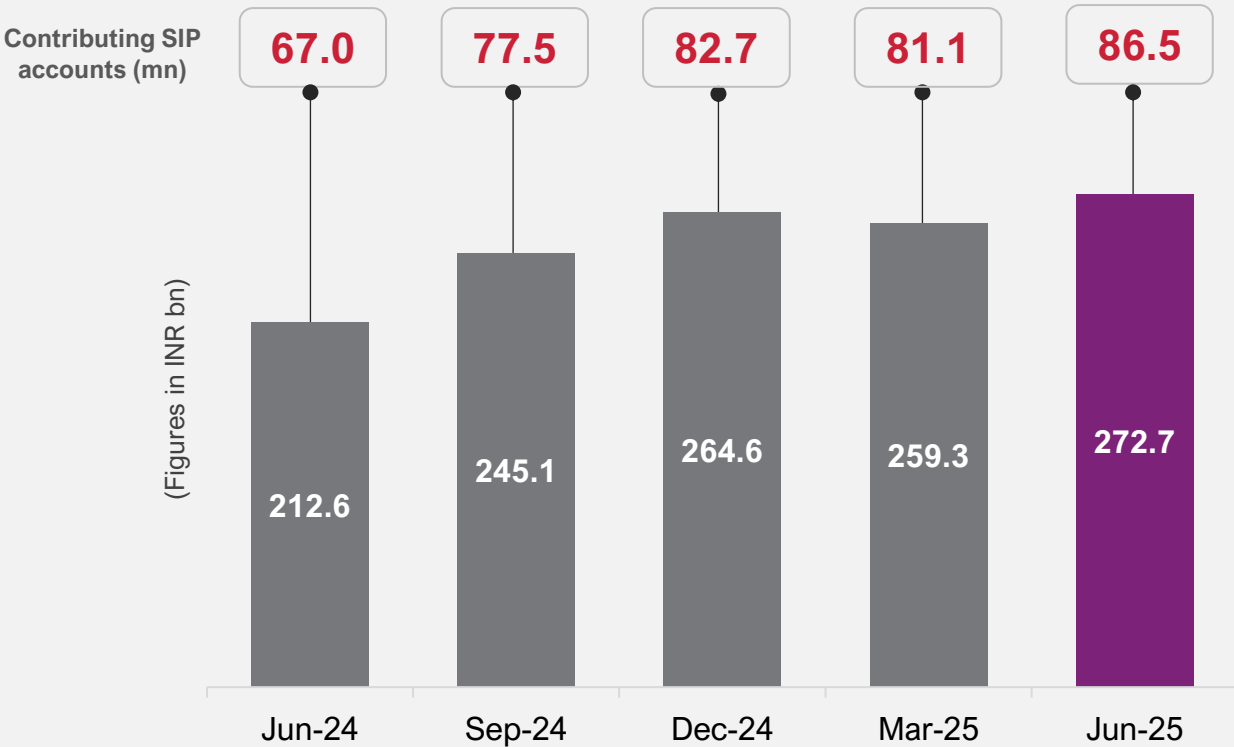
B30 MAAUM

B-30 Mix



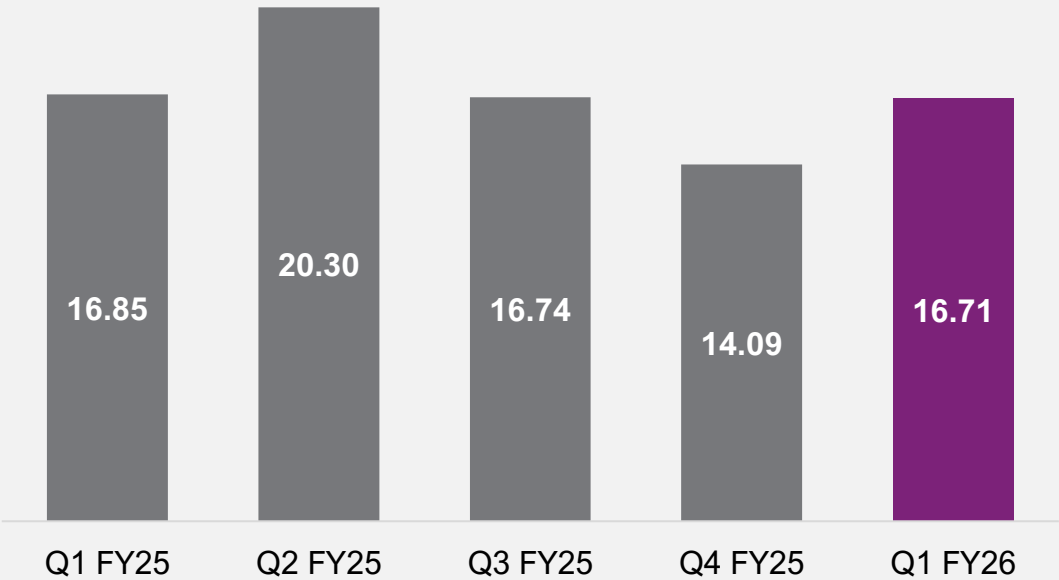
Industry B30 AUM mix increased to 18.4% in Jun-25

SIP Contribution



Industry SIP contribution increased to INR 272.7 bn in Jun-25

New SIP registrations Count (mn)

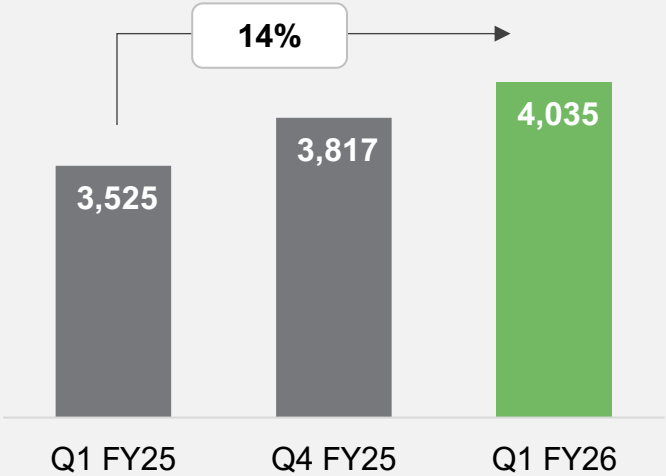


Industry new SIP registrations increased by 19% Q-o-Q and stood at 16.71 mn in Q1 FY26

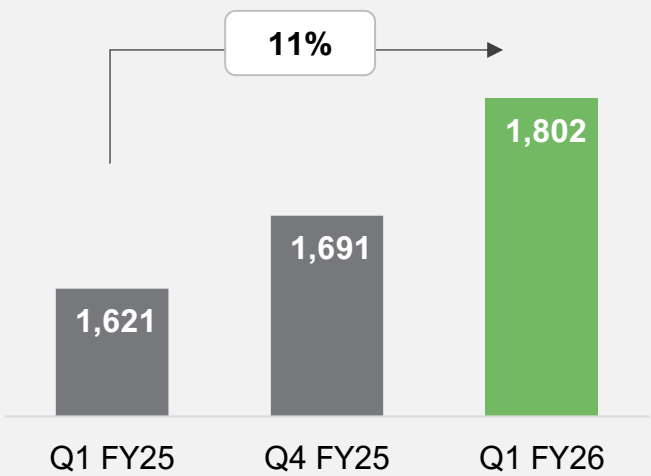
ABSLAMC Performance Overview

(INR billion unless otherwise stated)

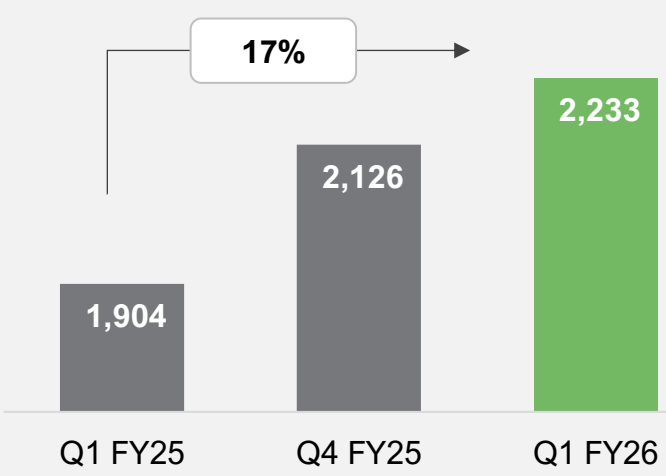
Mutual Fund QAAUM



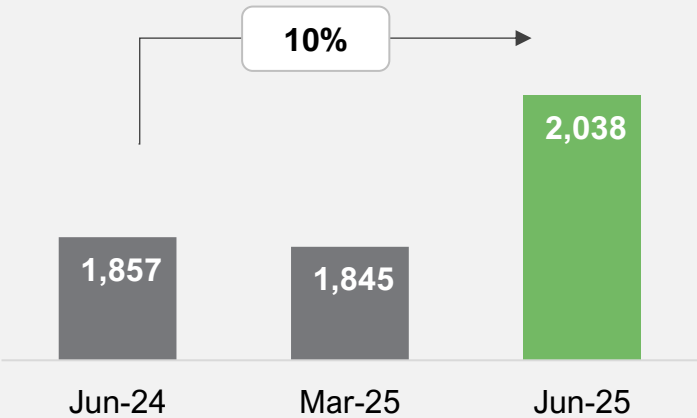
Equity QAAUM



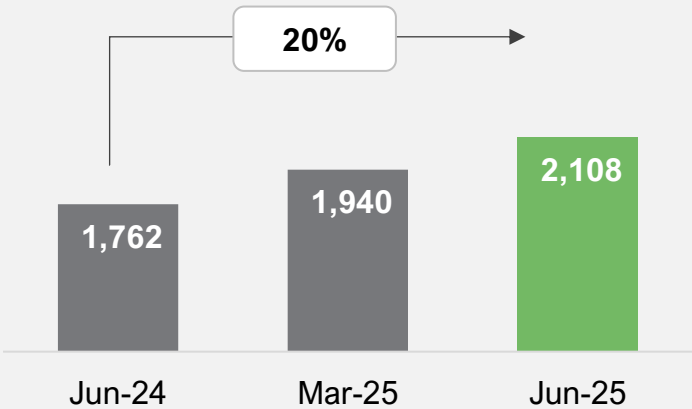
Fixed Income QAAUM¹



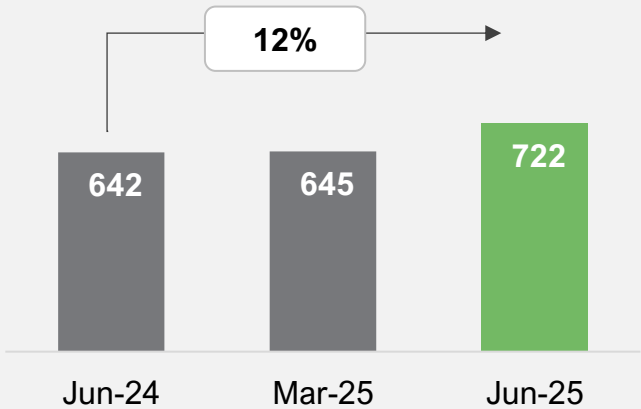
Individual MAAUM



Institutional MAAUM



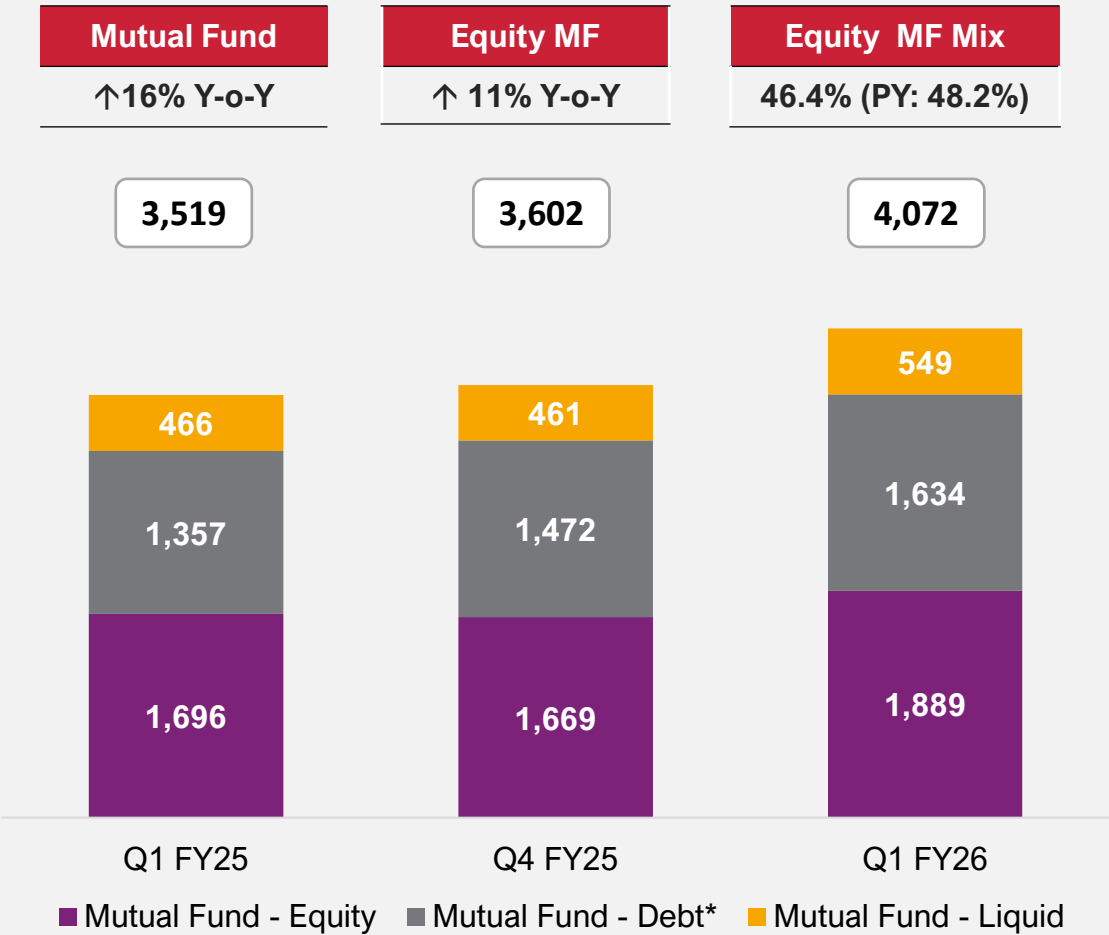
B-30 MAAUM



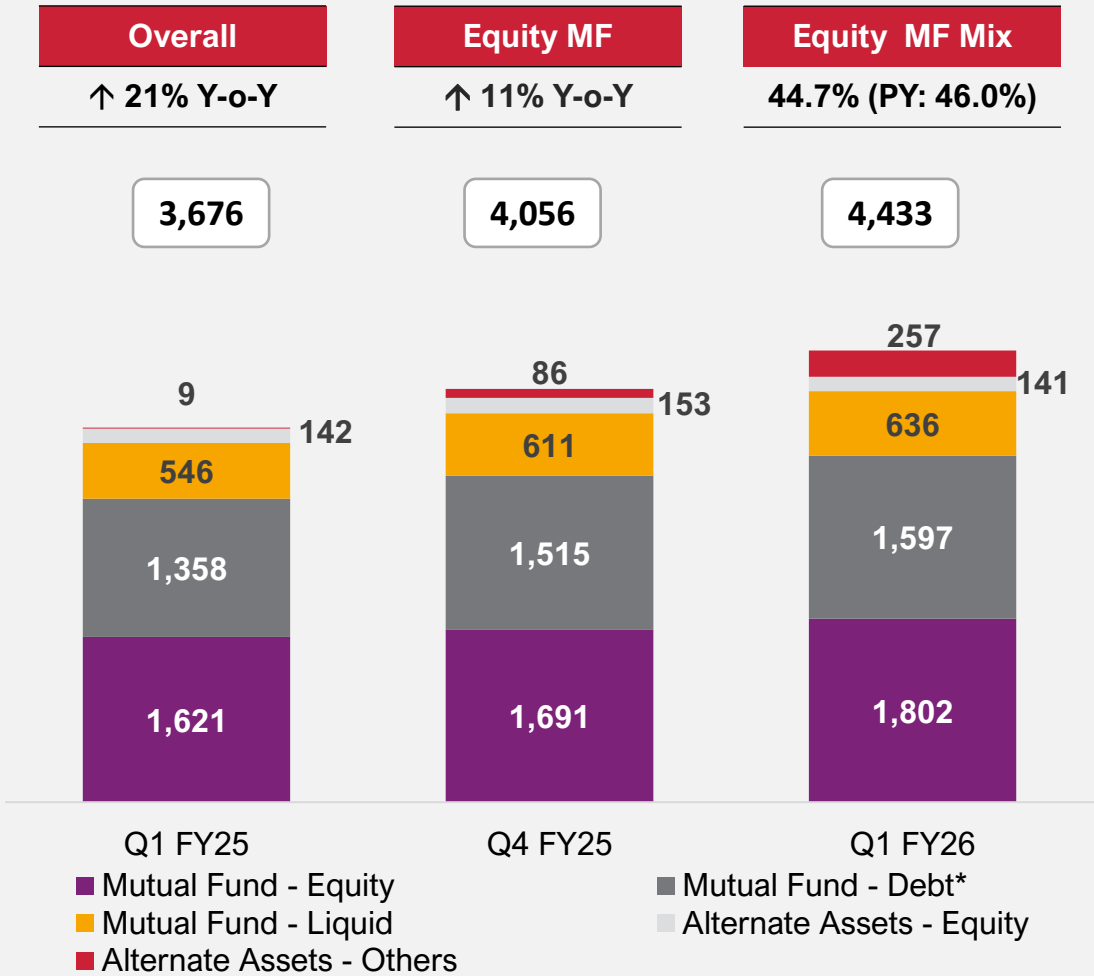
¹ Fixed Income QAAUM including ETF

(INR billion unless otherwise stated)

Mutual Fund Closing Assets under Management



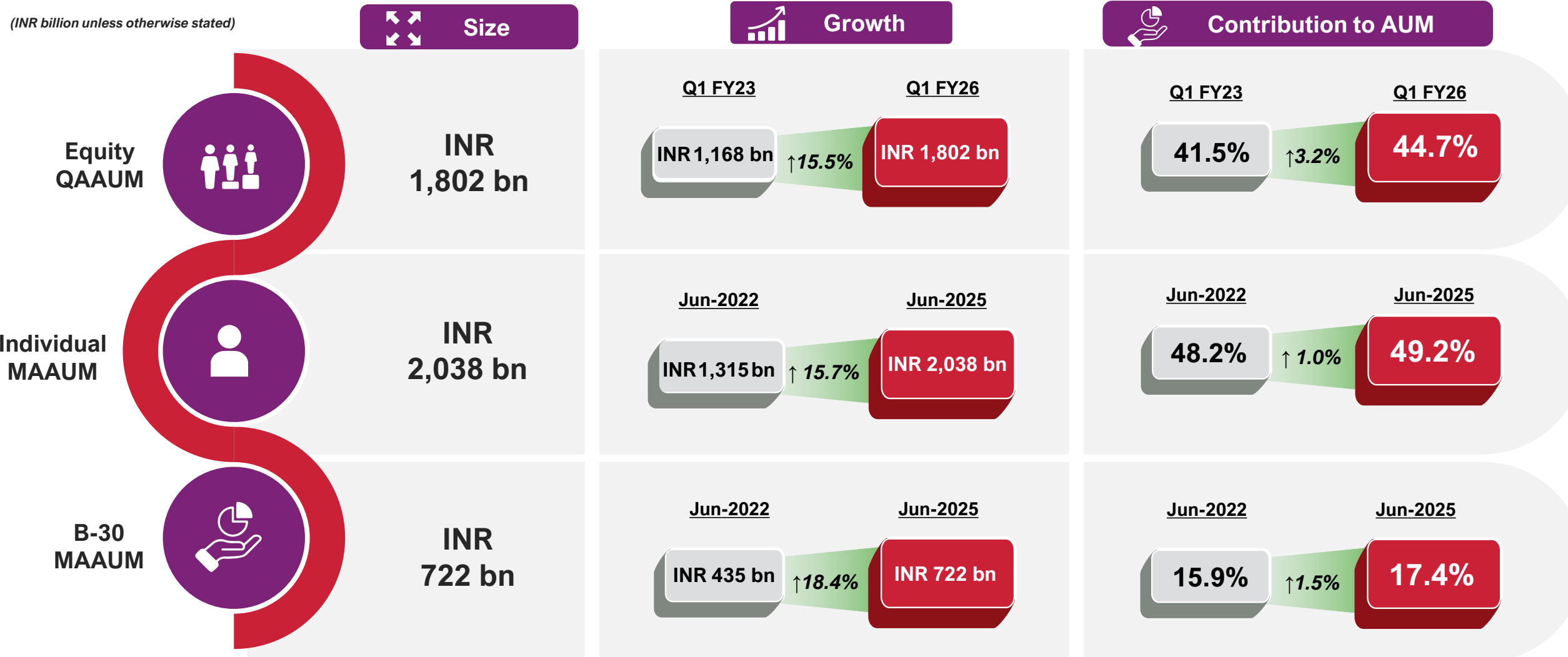
Overall Quarterly Average Assets under Management



*Mutual Fund-Debt including ETF

Strong retail franchise with **10.7 mn** folios¹

(INR billion unless otherwise stated)

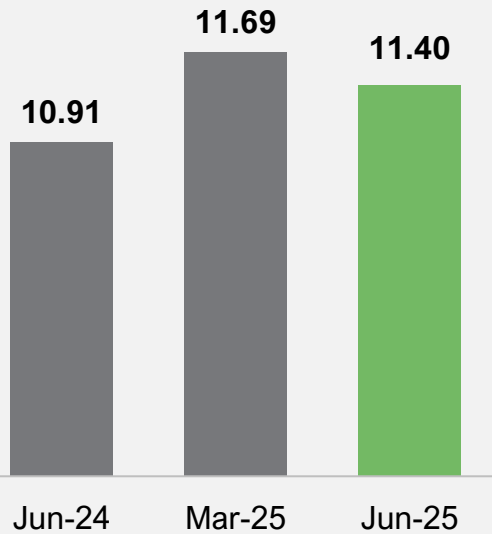


¹as of June 30, 2025

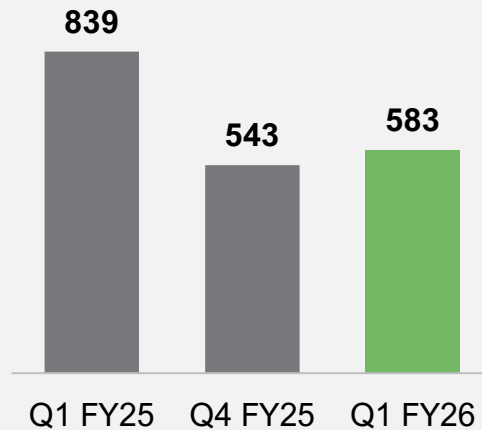
SIPs generates consistent inflows across market cycles

Building sustainable SIP Flows

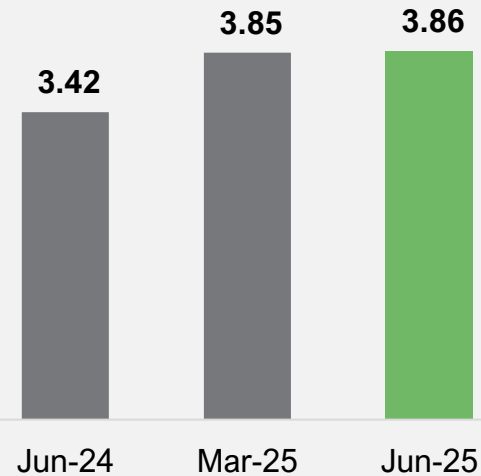
**SIP¹ Contribution
(in INR bn)***



**New SIP¹ Registrations
Count ('000)**

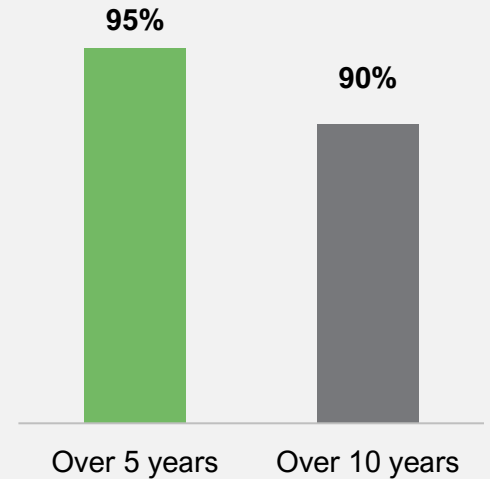


**Contributing SIP¹
accounts (mn)***



Long Tenure SIP Book²

% Count of Total SIPs



¹ Includes STP ; ² Based on tenure at the time of registration of all live SIPs as on June 30, 2025;

*Note : The figures for Mar-25 and June-24 have been revised to reflect SIP contributions in line with June-25 numbers according to change in AMFI methodology

One of the largest empaneled
distributor base Servicing Investors across

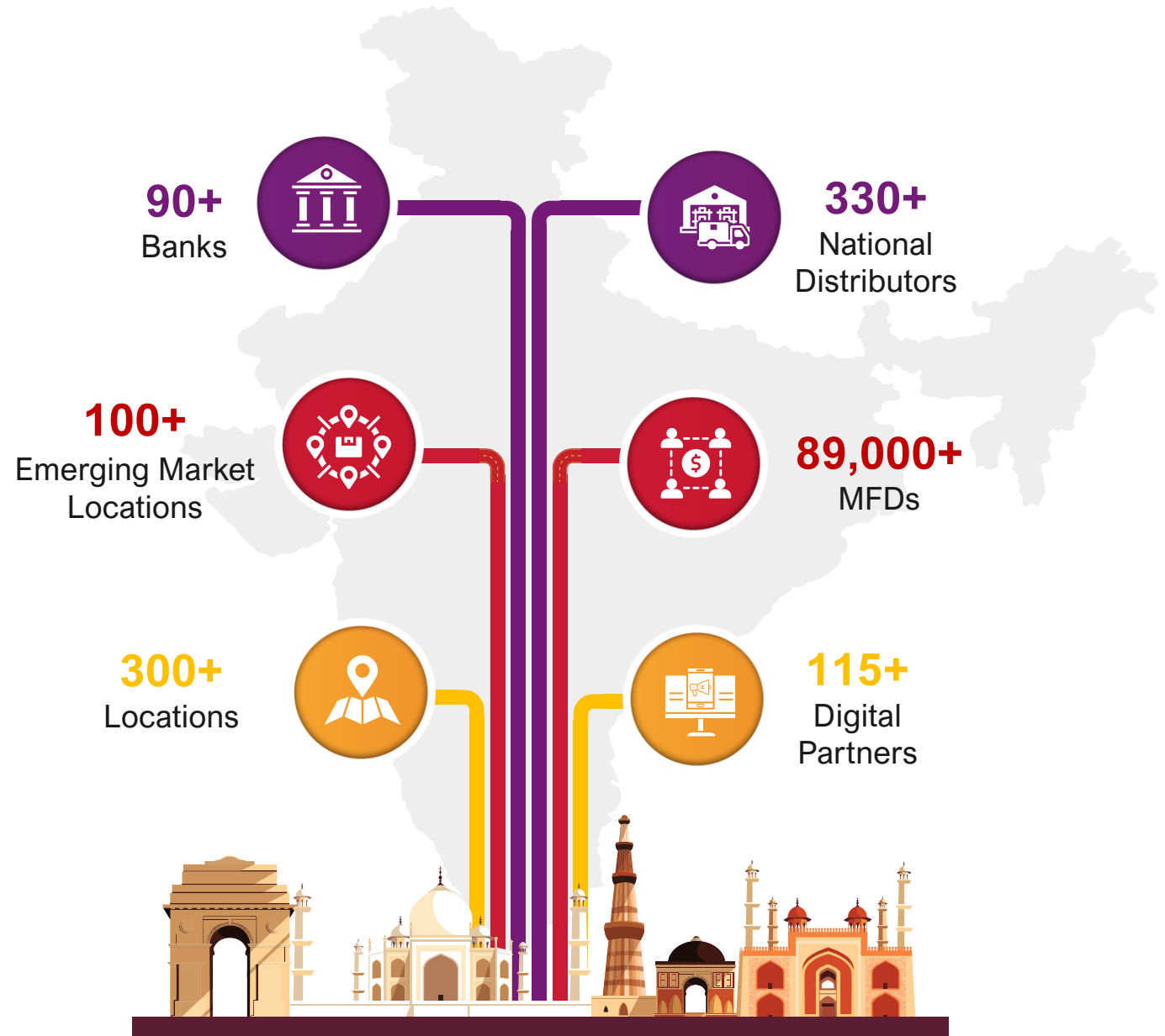
19,000+

Pan India pin codes

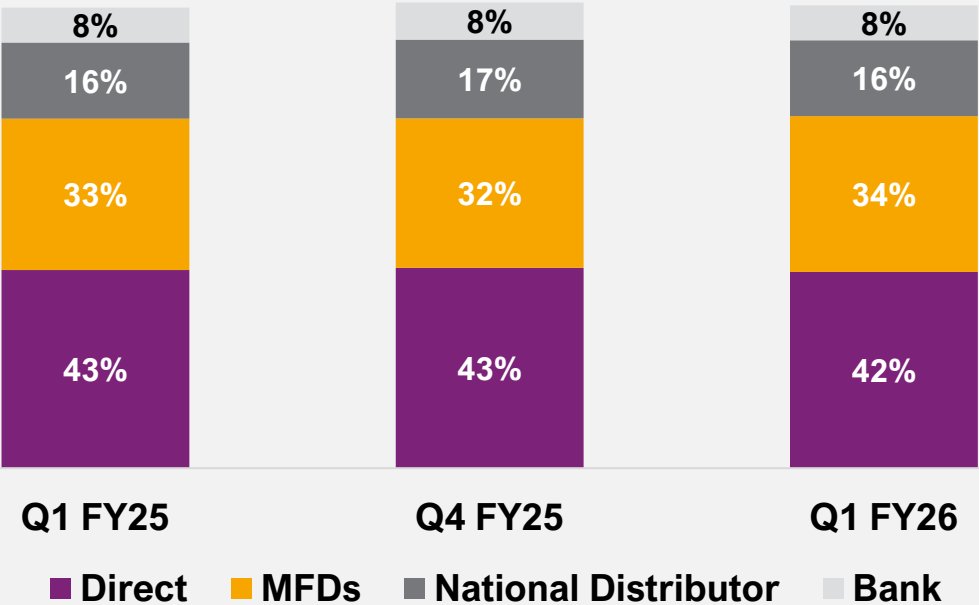


300+

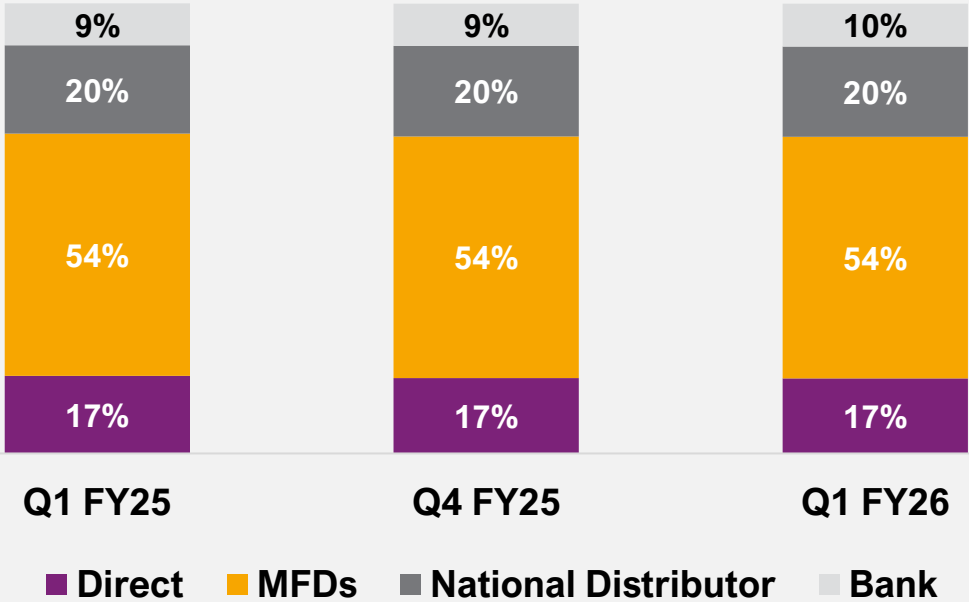
locations,
over 80% are in **B-30 cities**



Overall Asset Sourcing Mix¹



Broad-based sourcing of Equity Assets



Continue to expand distributor base and empaneled 2,200 + new MFDs in Q1 FY26

¹ Excludes ETF

Lean model to expand into deeper markets



Direct

65+

Dedicated Persons

Provide personalized attention and tailored solutions to meet the unique needs and preferences of high-net-worth

Expanding beyond Top 8 locations

Our service framework C.A.R.E (Customized, Analytics, Responsive, Effective) embodies personalized solutions, utilizing analytics and ensuring a responsive service experience for our esteemed customers.



Emerging Markets

100+

EM locations

Aim to tap into potential rural and emerging markets at an early stage to build early growth

Deepening product awareness through continuous engagement drives for both investors and distributors



Virtual Relationship Manager

3,500+

Distributors Activated¹

Upgrade MFDs to high potential business partners and transfer to mainstream Retail Sales

Provide seamless onboarding experience on empanelment, customized skill-building programs, early bird offers and cutting-edge digital tools



Service to Sales

240

Dedicated Service Persons

Service RMs engage effectively with investors and facilitate their investment decisions.

Identify opportunities for win back, retention and upsell



Sampark

2,200 +

Distributor Empaneled¹

Our distribution expansion initiative in empaneling and welcoming new distributors

Comprehensive distributor engagement plan is implemented, encompassing empanelment, activation, digital transactions and education.

 Size

 Growth

 Funds Launched/Pipeline

PMS/AIF



INR
287 bn[^]

([^]Include ESIC mandate)

Q1 FY25

INR 34

↑ 751%

Q1 FY26

INR 287 bn

Fund Raising underway
ABSL India Special Opportunities Fund
ABSL Structured Opportunities Fund II
ABSL Money Manager Fund

Product Pipeline
ABSL India Equity Innovation Fund

Offshore



INR
106 bn

Q1 FY25

INR 112 bn

↓ 6%

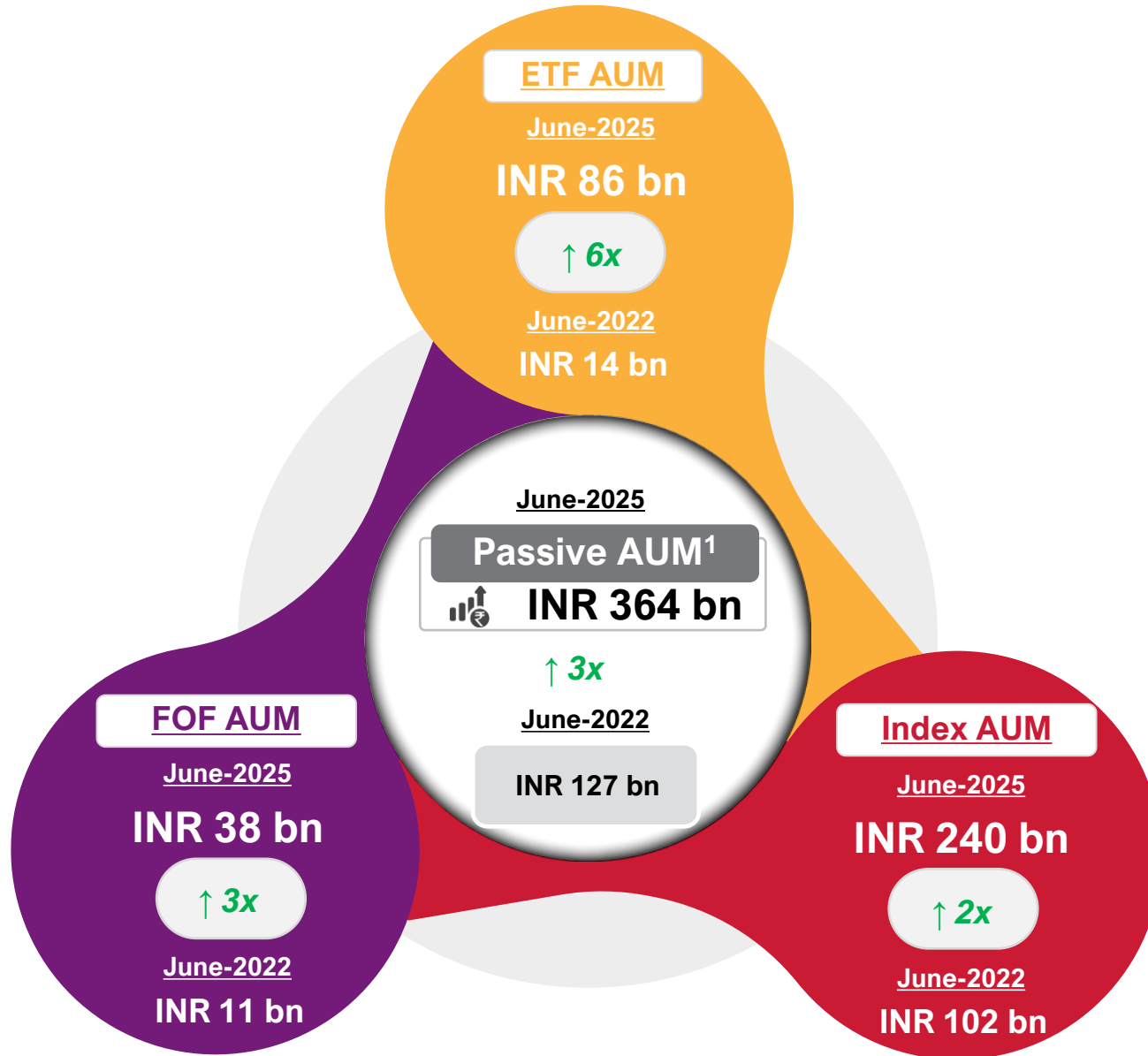
Q1 FY26

INR 106 bn

Fund Raising underway
India ESG Engagement Fund (IFSC)
ABSL Flexi Cap Fund (IFSC)
ABSL Global Bluechip Fund (IFSC)

Real Estate AUM¹ at INR 5 bn. Fund raising underway in Credit Opportunities Scheme

[^]Include ESIC mandate QAAUM of 243 bn as on June 2025; ¹QAAUM as on June 2025



~12,30,000

Investor Folios serviced **2X** growth since June 2022



Rank 1

In Debt Index²



52 Products

Extensive product bouquet



**ABSL MF
Web Platform**



**Investor
App**



**Active Savings
App**



**Lead and Drop
Cart nurturing**




**One click SIP Registration
via UPI auto pay**



E KYC



**Digitization &
Data Structuring**



**AI /ML assisted My Mutual
Fund GPT**




**Investor
Assets**



**Partner
Assets**



**Partner easy
Transaction Link**



**ARN hardcoded
Active Savings App**




Co-browsing services



**CAMS OTM for
SIP / Lumpsum**



Salary SIP



**ABSL MF
Partner Portal**



**Partner
App**



**API
Gateway**

Aim to educate existing and next generation of investors and distributors

Reached **12,67,500+ people** through conducting over **16,530+ training sessions**¹

SAMRIDDHI MAGAZINE



6.5 million+
passengers across 26 routes¹
Generated
61,79,915+
views on website

FIRST FINANCIAL LESSONS AND FIRST PAY CHEQUE



Partnered with
23 universities in association with
NISM². Reached over
45,460 students¹

NIVESH MAHAKUMBH PROGRAM



Viewership of
43,25,000+

INVESTORS HANGOUTS PROGRAM



178K active users¹ and over
34 million YouTube viewers¹

FOR HER - FINANCIAL EDUCATION



Customized engagements and
workshops to
**create women investors and
MFDs**

9 Million
Social Media Impressions¹

NIPUN LEARNING ACADEMY



**Offer customized
training modules**
and workshops to our channel
partners

Financial Performance

Statement of Profit & Loss Account

(INR million unless otherwise stated)

Particulars	Q1 FY26	Q4 FY25	Q1 FY25	Q-o-Q	Y-o-Y
Revenue from Operations	4,474	4,288	3,866	4%	16%
Employee Benefits Expense	926	988	892	-6%	4%
Fees and Commission Expense	135	122	105	11%	29%
Depreciation and Amortization	103	97	91	5%	12%
Other Expenses ¹	766	750	681	2%	12%
Total Expenses	1,930	1,957	1,769	-1%	9%
Operating Profit	2,544	2,331	2,097	9%	21%
Other Income	1,179	719	948	64%	24%
Profit Before Tax	3,723	3,050	3,045	22%	22%
Tax Expense	952	769	688	24%	38%
Profit After Tax	2,771	2,281	2,357	21%	18%

¹ Includes Finance Cost

Balance Sheet

(INR million unless otherwise stated)

Particulars	As at	
	30 th June 2025	31 st March 2025
Share Capital	1,443	1,442
Other Equity	38,657	35,826
Total Equity	40,100	37,268
Financial Liabilities	2,008	2,262
Non-financial Liabilities	2,118	1,614
Total Equity & Liabilities	44,226	41,144
Investments	37,373	36,917
Other Financial Assets	4,202	1,800
Non-financial Assets	2,651	2,427
Total Assets	44,226	41,144

1. The financial results have been prepared in accordance with the recognition and measurement principles laid down in Indian Accounting Standard 34 - Interim Financial Reporting, notified under Section 133 of the Companies Act, 2013 read with Companies (Indian Accounting Standards) Rules, 2015, as amended from time to time, and other accounting principles generally accepted in India and in compliance with Regulation 33 of the SEBI (Listing Obligations and Disclosure Requirements) Regulations, 2015, as amended.
2. The Group is in the business of providing asset management services to Aditya Birla Sun Life Mutual Fund and portfolio management & advisory services to clients. The primary segment is identified as asset management services. As such, the Groups's financial results are largely reflective of the asset management business and accordingly there are no separate reportable segments as per Ind AS 108 - Operating Segment
3. The Company, during the quarter ended 30th June, 2025 has allotted 77,275 Equity Shares face value of ₹ 5 each, fully paid up, on exercise of options by eligible grantees, in accordance with the Employee Stock Option Schemes approved by the Company. As at 30th June, 2025, there were application money received towards 12,291 Equity Shares of face value ₹ 5 each, applied pending allotment.
4. The Board of Directors has approved a final dividend of ₹24 per equity share (face value of ₹ 5 each) for the year ended March 31, 2025, subject to the approval of the shareholders at the ensuing Annual General Meeting
5. The above results have been reviewed by the Audit Committee and approved by the Board of Directors of the Company, at their meeting held on July 24, 2025. The results have been subjected to limited review by the statutory auditors of the Company.

Thank You

This presentation is for information purposes only and does not constitute a prospectus, an offering circular, an advertisement, a private placement offer letter or offer document or an offer or the recommendation or solicitation of an offer or invitation to purchase or sell any securities ("Securities") of Aditya Birla Sun Life AMC Limited or its subsidiaries or its associates (together, the "Company") under the Companies Act, 2013 and the rules made thereunder, the Securities and Exchange Board of India (Issue of Capital and Disclosure Requirements) Regulations, 2018, as amended, or any other applicable law in India, the United States, or any other jurisdiction. This presentation has not been and will not be reviewed or approved by a regulatory authority in India or by any stock exchange in India. This presentation is being given solely for your information and for your use and may not be retained by you and neither this presentation nor any part thereof shall be (i) used or relied upon by any other party or for any other purpose; (ii) copied, photocopied, duplicated or otherwise reproduced in any form or by any means; or (iii) re-circulated, redistributed, passed on, published in any media, website or otherwise disseminated, to any other person, in any form or manner, in part or as a whole, without the prior written consent of the Company. The Company has prepared this presentation based on information available to it, including information derived from public sources that have not been independently verified. Please note that for ease of understanding and calculations purposes, figures are rounded off to the nearest number while presenting figures in trillion, billion and million. In view of the rounding off, any calculations representing growth in % may not tally as it is derived from the underlying number. No representation, warranty, guarantee or undertaking, express or implied, is provided, or will be provided, in relation to, and no reliance shall be placed on, the fairness, accuracy, correctness, completeness or reliability of the information, estimates, projections, opinions or conclusions expressed herein. This presentation should not be used as a basis for any investment decision. The Company may alter, modify or otherwise change in any manner the contents of this presentation, without obligation to notify any person of such revision or changes.

The statements contained in this presentation speak only as at the date as of which they are made, and the Company expressly disclaims any obligation or undertaking to supplement, amend or disseminate any updates or revisions to any statements contained herein to reflect any change in events, conditions or circumstances on which any such statements are based. By preparing this presentation, none of the Company, its management, and the respective advisers undertakes any obligation to provide the recipient with access to any additional information or to update this presentation or any additional information or to correct any inaccuracies in any such information which may become apparent. Past performance may or may not be sustained in future and should not be considered as, indicative of future results. The presentation may contain information about Aditya Birla Sun Life Mutual Fund ("ABSLMF") which has to be read and understood in the context of the Company's business, its operations and performance, and should not be construed as any form of communication / advertisement of ABSLMF. The information contained in this presentation is strictly confidential and is intended solely for your reference and shall not be reproduced (in whole or in part), retransmitted, summarized or distributed to any other persons without the Company's prior written consent. Any extraneous or inconsistent information or representation, if given or made by any person, should not be relied upon as having been authorized by or on behalf of the Company.

This presentation contains statements that constitute forward-looking statements. These statements include descriptions regarding the intent, belief or current expectations of the Company or its directors and officers with respect to the results of operations and financial condition of the Company. It may contain, words or phrases like "will", "aim" "believe", "expect", "projects", "plans", "will continue", "anticipate", "intend", "estimate" and similar expressions or variations of these expressions, that are "forward-looking statements" that involve risks and uncertainties and are based on certain beliefs, plans and expectations of the Company and are not guarantees of future performance. Actual future performance, outcomes and results may differ materially from those expressed in forward-looking statements as a result of a number of risks, uncertainties and assumptions. Although the Company believes that such forward-looking statements are based on reasonable assumptions, it can give no assurance that such expectations will be met. Representative examples of factors that could affect the accuracy of forward-looking statements include (without limitation) the condition of, and changes in, India's political and economic status, government policies, applicable laws, global capital markets, the mutual fund industry in India, pandemic and international and domestic events having a bearing on the Company's business, and such other factors beyond the Company's control. You are cautioned not to place undue reliance on these forward-looking statements, which are based on current views of the Company's management on future events. Further, nothing in this presentation should be construed as constituting legal, business, tax or financial advice or a recommendation regarding the securities. None of the Company or any of its directors, officers, employees, affiliates, advisers or representatives accepts or assumes any responsibility or liability (in negligence, or otherwise) whatsoever for any loss or damage howsoever arising from any information presented or contained in this presentation. Any unauthorised use, disclosure or public dissemination of information contained herein is prohibited. The distribution of this presentation in certain jurisdictions may be restricted by law. Accordingly, any persons in possession of this presentation should inform themselves about and observe any such restrictions. The information contained herein does not constitute an offer of securities for sale in the United States or in any other jurisdiction. Securities may not be offered or sold in the United States absent registration or an exemption from registration under the U.S. Securities Act of 1933, as amended. Before acting on any information you should consider the appropriateness of the information having regard to these matters, and in particular, you should seek independent financial advice. This presentation is not an advertisement under the Securities and Exchange Board of India (Mutual Funds) Regulations, 1996, as amended from time to time and is not intended to influence investment decisions of any current or prospective investors of the schemes of ABSLMF.

PRESS RELEASE

Key Highlights – Q1 FY26

- Revenue from Operations at Rs. 4.5 bn; up 16% Y-o-Y
- Operating Profit at Rs. 2.5 bn; up 21% Y-o-Y
- Profit before Tax at Rs 3.7 bn up 22% Y-o-Y
- Profit after Tax at Rs 2.8 bn; up 18% Y-o-Y
- Overall QAAUM at Rs 4,433 bn; up 21% Y-o-Y
- MF QAAUM at Rs 4,035 bn; up 14% Y-o-Y
- Equity MF QAAUM at Rs 1,802 bn; up 11% Y-o-Y
- Serviced 10.7 million folios as of June 30, 2025; up 14% Y-o-Y

Mumbai, July 24, 2025: Aditya Birla Sun Life AMC Limited (ABSLAMC) announced its unaudited financial results for the quarter ending June 30, 2025.

Business Highlights:

- ABSLAMC's overall QAAUM including Alternate assets grew by 21% year-on-year to Rs. 4,433 billion for the quarter ending June 30, 2025. Mutual Fund QAAUM witnessed growth of 14% year-on-year to Rs. 4,035 billion.
- Equity Mutual Fund QAAUM increased by 11% year-on-year to Rs. 1,802 billion for quarter ending June 30, 2025. Equity Mutual Fund mix stood at 44.7% in Q1 FY26.
- Individual Monthly AAUM has increased by 10% year-on-year to Rs. 2,038 billion for June 2025. Individual mix is at 49% of Mutual Fund AUM.
- B-30 Monthly AAUM has increased by 12% year-on-year to Rs. 722 billion for June 2025. B-30 mix is at 17.4% of Mutual Fund AUM.
- Passive AUM stood at Rs. 364 billion as of June 30, 2025.
- ABSLAMC serviced 10.7 million folios as of June 30, 2025.
- Monthly SIP contribution (including STP) stood at Rs. 11.40 billion for June 2025 with 3.86 million SIP accounts.
- Registered around 5,83,000 new SIPs (including STP) for the quarter ending June 30, 2025.
- Over 89,000 KYD-compliant MFDs, 330+ National Distributors and 90+ Banks serviced through 300+ locations of which over 80% are in B-30 cities.

Financial Highlights:

- Q1 FY26 Revenue from Operations is at Rs. 4.5 billion; up 16% year-on-year.
- Q1 FY26 Operating Profit is at Rs 2.5 billion; up 21% year-on-year.
- Q1 FY26 Profit Before Tax is at Rs. 3.7 billion up 22% year-on-year
- Q1 FY26 Profit After Tax is at Rs 2.8 billion; up 18% year-on-year.

About Aditya Birla Sun Life AMC Limited

Aditya Birla Sun Life AMC Limited (ABSLAMC) was incorporated in the year 1994. Aditya Birla Capital Limited and Sun Life (India) AMC Investments Inc. are the promoters and major shareholders of the Company.

ABSLAMC is primarily the investment manager of Aditya Birla Sun Life Mutual Fund, a registered trust under the Indian Trusts Act, 1882. ABSLAMC also operates multiple alternate strategies including Portfolio Management Services, Real Estate Investments and Alternative Investment Funds. ABSLAMC is one of the leading asset managers in India, servicing around 10.7 million investor folios with a pan India presence across 300+ locations and overall AUM of Rs. 4,433 billion for the quarter ending June 30, 2025 under its suite of Mutual Fund (excluding domestic FoFs), Portfolio Management Services, Alternative Investment Funds, Offshore and Real Estate offerings.

For any media queries, please contact:

Mr. Jayesh Khilnani

Email: Jayesh.Khilnani@adityabirlacapital.com