

February 9, 2016

| | |
|--|--|
| National Stock Exchange of India Ltd Exchange Plaza, 5th Floor Plot No:C/1, G Block Bandra Kurla Complex, Bandra (E) Mumbai – 400 051 Fax Nos: 022-26598237/ 26598238/26598347/26598348 Email: cmlist@nse.co.in Scrip: RAMCOSYS | Corporate Relationship Department The Bombay Stock Exchange Limited Phiroze Jeejeebhoy Towers Dalal Street, Mumbai – 400 001 Fax Nos: 022-22723121/ 22723719/ 22722039 Email: 'corp.relations@bseindia.com' Scrip: 532370 |
|--|--|

Dear Sir,

Sub: Submission of Un-audited Financial Results for the Quarter ended 31st December, 2015 and Outcome of Board Meeting

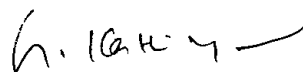
In continuation of our letter dated 29th January, 2016, please find enclosed the following:

- Un-audited (Provisional) Financial Results for the Quarter and Nine months ended 31st December, 2015, duly approved and taken on record by the Board of Directors at their meeting held today for the said results.
- Press release for the said results.
- Limited Review Report from the Statutory Auditors on the above Unaudited Financial Results of the Company.

We request you to kindly take the above on record as required under the provisions of **SEBI (LODR)** and acknowledge receipt.

Yours faithfully

For RAMCO SYSTEMS LIMITED



G KARTHIKEYAN
COMPANY SECRETARY

Encl: As above

Ramco Systems Limited

Registered Office : 47, PSK Nagar, Rajapalayam - 626 108.

Corporate Office : No. 64, Sardar Patel Road, Taramani, Chennai 600 113.

CIN: L72300TN1997PLC037550 www.ramco.com

Part I - Unaudited Consolidated Financial Results (under AS-21) for the Quarter Ended December 31, 2015

| Sl. No. | Particulars | Unaudited for the Quarter Ended | | | | | | Unaudited for the Nine months Ended | | | | Audited for the Year Ended | |
|---------|---|---------------------------------|------------------|------------------|------------------|------------------|------------------|-------------------------------------|------------------|------------------|------------------|----------------------------|-----------------|
| | | 31.12.2015 | | 30.09.2015 | | 31.12.2014 | | 31.12.2015 | | 31.12.2014 | | 31.03.2015 | |
| | | USD Min. | Rs. Min. | USD Min. | Rs. Min. | USD Min. | Rs. Min. | USD Min. | Rs. Min. | USD Min. | Rs. Min. | USD Min. | Rs. Min. |
| 1 | (a) Net Sales / Income from Operations | 17.64 | 1,156.73 | 16.52 | 1,061.40 | 15.66 | 959.28 | 50.53 | 3,244.65 | 43.09 | 2,594.74 | 59.47 | 3,604.86 |
| | (b) Other Operating Income | 0.30 | 19.79 | 0.25 | 16.11 | 0.36 | 22.29 | 0.82 | 52.71 | 0.64 | 38.62 | 0.79 | 47.89 |
| | Total Income from Operations | 17.94 | 1,176.52 | 16.77 | 1,077.51 | 16.02 | 981.57 | 51.35 | 3,297.36 | 43.73 | 2,633.36 | 60.26 | 3,652.75 |
| 2 | Expenditure: | | | | | | | | | | | | |
| | (a) Changes in inventories of finished goods, work-in-progress and stock-in-trade | - | (0.06) | - | - | - | 0.05 | - | (0.01) | - | 0.05 | - | 0.05 |
| | (b) Cost of materials consumed | - | - | - | - | - | - | - | - | - | - | - | - |
| | (c) Purchase of stock-in-trade | 0.06 | 3.67 | 0.04 | 2.69 | 0.02 | 1.48 | 0.13 | 8.68 | 0.34 | 20.48 | 0.34 | 20.39 |
| | (d) Employee benefits expense | 7.14 | 468.39 | 6.87 | 441.22 | 6.84 | 419.09 | 21.24 | 1,363.81 | 20.00 | 1,204.44 | 26.72 | 1,619.66 |
| | (e) Depreciation and amortisation expense | 1.78 | 116.83 | 1.79 | 115.01 | 1.83 | 112.36 | 5.39 | 345.80 | 5.60 | 337.25 | 7.41 | 449.40 |
| | (f) Other expenditure | 6.66 | 436.56 | 6.26 | 402.25 | 5.47 | 334.79 | 18.72 | 1,201.94 | 14.64 | 881.49 | 21.33 | 1,292.38 |
| | Total Expenditure | 15.64 | 1,025.39 | 14.96 | 961.17 | 14.16 | 867.77 | 45.48 | 2,920.22 | 40.58 | 2,443.71 | 55.80 | 3,381.88 |
| 3 | Profit / Loss from Operations before Other Income, Finance Costs & Exceptional Items (1-2) | 2.30 | 151.13 | 1.81 | 116.34 | 1.86 | 113.80 | 5.87 | 377.14 | 3.15 | 189.65 | 4.46 | 270.87 |
| 4 | Other Income | - | - | - | - | - | - | - | - | - | - | - | - |
| 5 | Profit / Loss from Ordinary Activities before Finance Costs and Exceptional Items (3+4) | 2.30 | 151.13 | 1.81 | 116.34 | 1.86 | 113.80 | 5.87 | 377.14 | 3.15 | 189.65 | 4.46 | 270.87 |
| 6 | Finance Costs | 0.01 | 0.79 | - | - | 0.45 | 27.28 | 0.55 | 35.21 | 1.56 | 94.13 | 1.98 | 120.07 |
| 7 | Profit / Loss from Ordinary Activities after Finance Costs but before Exceptional Items (5-6) | 2.29 | 150.34 | 1.81 | 116.34 | 1.41 | 86.52 | 5.32 | 341.93 | 1.59 | 95.52 | 2.48 | 150.80 |
| 8 | Exceptional Items | - | - | - | - | - | - | - | - | - | - | - | - |
| 9 | Profit / Loss from Ordinary Activities Before Tax (7-8) | 2.29 | 150.34 | 1.81 | 116.34 | 1.41 | 86.52 | 5.32 | 341.93 | 1.59 | 95.52 | 2.48 | 150.80 |
| 10 | Tax Expense: | | | | | | | | | | | | |
| | Current Taxation | 0.50 | 33.04 | 0.27 | 17.39 | 0.09 | 5.44 | 0.84 | 54.03 | 0.18 | 10.72 | 0.40 | 24.45 |
| | Deferred Taxation | - | - | - | - | - | - | - | - | - | - | - | - |
| 11 | Net Profit / Loss from Ordinary Activities After Tax (9-10) | 1.79 | 117.30 | 1.54 | 98.95 | 1.32 | 81.08 | 4.48 | 287.90 | 1.41 | 84.80 | 2.08 | 126.35 |
| 12 | Extraordinary Items (net of tax expenses) | - | - | - | - | - | - | - | - | - | - | - | - |
| 13 | Net Profit / Loss for the period (11-12) | 1.79 | 117.30 | 1.54 | 98.95 | 1.32 | 81.08 | 4.48 | 287.90 | 1.41 | 84.80 | 2.08 | 126.35 |
| 14 | Minority Interest | - | (0.23) | - | 0.19 | (0.01) | (0.80) | - | (0.26) | (0.03) | (1.62) | (0.02) | (1.44) |
| 15 | Share of Profit / (Loss) of Associates - net of Foreign Exchange Translation Adjustment | 0.01 | - | - | - | 0.02 | - | - | - | - | - | 0.03 | 1.81 |
| 16 | Net Profit / Loss After Taxes, Minority Interest and Share of Profit / (Loss) of Associates (13+14+15) | 1.80 | 117.07 | 1.54 | 99.14 | 1.33 | 80.28 | 4.48 | 287.64 | 1.38 | 83.18 | 2.09 | 126.72 |
| 17 | Paid - up Equity Share Capital - Face value of Rs.10/- each | 5.94 | 299.16 | 5.93 | 298.71 | 5.07 | 243.73 | 5.94 | 299.16 | 5.07 | 243.73 | 5.08 | 244.39 |
| 18 | Reserves excluding Revaluation Reserves | | | | | | | | | | | 45.93 | 2,179.73 |
| 19 | Earnings Per Share - before & after Extraordinary Items (in USD and in Rs.) | | | | | | | | | | | | |
| | Basic EPS | 0.06 | 4.01 | 0.05 | 3.44 | 0.06 | 3.58 | 0.15 | 9.85 | 0.06 | 3.71 | 0.09 | 5.53 |
| | Diluted EPS | 0.06 | 3.84 | 0.05 | 3.28 | 0.06 | 3.38 | 0.15 | 9.44 | 0.06 | 3.54 | 0.09 | 5.27 |
| | | (Not annualised) | (Not annualised) | (Not annualised) | (Not annualised) | (Not annualised) | (Not annualised) | (Not annualised) | (Not annualised) | (Not annualised) | (Not annualised) | (Annualised) | (Annualised) |

M. M. M. - Ky.


Notes: (The amounts in brackets in the notes denote the figures for the corresponding quarter of the previous year).

- 1 The above financial results of the Company were reviewed by the Audit Committee and approved by the Board of Directors in its meeting held on Feb 09, 2016.
- 2 Other Operating income for the quarter includes recovery of expenses from customers Rs.18.22 Mln. USD 0.28 Mln. (Rs.21.13 Mln. USD 0.35 Mln.).
- 3 Employee benefits expense for the quarter includes Rs.21.80 Mln. USD 0.33 Mln. (Rs.20.20 Mln. USD 0.33 Mln.) towards the proportionate intrinsic value of the stock options granted to various employees, amortised on a straight-line basis over the vesting period as prescribed by applicable SEBI guidelines.
- 4 During the Quarter, the company had allotted a total of 44,752 equity shares of Rs.10/- each under the Employees Stock Option Schemes of the Company on various dates. From April 01, 2015 to the date of reporting, the Company had allotted 5,570,972 equity shares under Qualified Institutional Placement and Employees Stock Option Schemes. Accordingly, the paid up capital of the Company increased to Rs. 300.10 Mln. USD 5.95 Mln. from Rs. 244.39 Mln. USD 5.08 Mln. as at March 31,2015.
- 5 The company currently operates only in one segment, viz., Software Solutions & Services and hence the segment reporting as required by AS-17, issued by the Institute of Chartered Accountants of India does not apply.
- 6 The standalone financial results are available on the Company's website - www.ramco.com, BSE website www.bseindia.com and NSE website www.nseindia.com. The details of turnover, profit before tax and profit after tax on a standalone basis are given below:

| Particulars | Unaudited for the Quarter Ended | | | Unaudited for the Nine months Ended | | Audited for the Year Ended |
|--|---------------------------------|------------|------------|-------------------------------------|------------|----------------------------|
| | 31.12.2015 | 30.09.2015 | 31.12.2014 | 31.12.2015 | 31.12.2014 | 31.03.2015 |
| Turnover (Operating income including other income) | 670.50 | 641.56 | 561.72 | 1,904.50 | 1,594.75 | 2,247.66 |
| Profit / (Loss) before tax | 96.86 | 63.43 | (19.19) | 145.00 | (32.43) | 19.32 |
| Profit / (Loss) after tax | 75.01 | 54.08 | (19.19) | 113.80 | (32.43) | 15.57 |

- 7 Figures for the previous periods have been regrouped / restated wherever necessary to make them comparable with the figures for the current period.

By order of the Board
For Ramco Systems Limited



P.R Venketrama Raja
Vice Chairman and Managing Director

Place : Chennai
Date : Feb 09, 2016

Ramco Systems Limited

Registered Office : 47, PSK Nagar, Rajapalayam - 626 108.

CIN: L72300TN1997PLC037550 www.ramco.com

Corporate Office : No. 64, Sardar Patel Road, Taramani, Chennai 600 113.

Rs. Min.


PART I - Unaudited Standalone Financial Results for the Quarter Ended December 31, 2015

| Sl. No. | Particulars | Unaudited for the Quarter Ended | | | Unaudited for the Nine months Ended | | Audited for the Year Ended |
|---------|---|---------------------------------|------------------|------------------|-------------------------------------|------------------|----------------------------|
| | | 31.12.2015 | 30.09.2015 | 31.12.2014 | 31.12.2015 | 31.12.2014 | 31.03.2015 |
| 1 | (a) Net Sales / Income from Operations | 657.94 | 629.49 | 556.89 | 1,868.75 | 1,580.75 | 2,229.72 |
| | (b) Other Operating Income | 12.56 | 12.07 | 4.83 | 35.75 | 14.00 | 17.94 |
| | Total Income from Operations | 670.50 | 641.56 | 561.72 | 1,904.50 | 1,594.75 | 2,247.66 |
| 2 | Expenditure: | | | | | | |
| | (a) Changes in inventories of finished goods, work-in-progress and stock-in-trade | (0.06) | - | 0.05 | (0.01) | 0.05 | 0.05 |
| | (b) Cost of materials consumed | - | - | - | - | - | - |
| | (c) Purchase of stock-in-trade | 3.22 | 2.12 | 1.50 | 7.66 | 9.50 | 9.58 |
| | (d) Employee benefits expense | 247.59 | 243.68 | 244.67 | 750.74 | 693.39 | 924.18 |
| | (e) Depreciation and amortisation expense | 115.05 | 113.54 | 111.11 | 341.01 | 334.27 | 444.49 |
| | (f) Other expenditure | 207.04 | 218.79 | 196.30 | 624.88 | 495.84 | 729.97 |
| | Total Expenditure | 572.84 | 578.13 | 553.63 | 1,724.28 | 1,533.05 | 2,108.27 |
| 3 | Profit / Loss from Operations before Other Income, Finance Costs & Exceptional Items (1-2) | 97.66 | 63.43 | 8.09 | 180.22 | 61.70 | 139.39 |
| 4 | Other Income | - | - | - | - | - | - |
| 5 | Profit / Loss from Ordinary Activities before Finance Costs and Exceptional Items (3+4) | 97.66 | 63.43 | 8.09 | 180.22 | 61.70 | 139.39 |
| 6 | Finance Costs | 0.80 | - | 27.28 | 35.22 | 94.13 | 120.07 |
| 7 | Profit / Loss from Ordinary Activities after Finance Costs but before Exceptional Items (5-6) | 96.86 | 63.43 | (19.19) | 145.00 | (32.43) | 19.32 |
| 8 | Exceptional Items | - | - | - | - | - | - |
| 9 | Profit / Loss from Ordinary Activities Before Tax (7-8) | 96.86 | 63.43 | (19.19) | 145.00 | (32.43) | 19.32 |
| 10 | Tax Expense: | | | | | | |
| | Current Taxation | 21.85 | 9.35 | - | 31.20 | - | 3.75 |
| | Deferred Taxation | - | - | - | - | - | - |
| 11 | Net Profit / Loss from Ordinary Activities After Tax (9-10) | 75.01 | 54.08 | (19.19) | 113.80 | (32.43) | 15.57 |
| 12 | Extraordinary Items (net of tax expenses) | - | - | - | - | - | - |
| 13 | Net Profit / Loss for the period (11-12) | 75.01 | 54.08 | (19.19) | 113.80 | (32.43) | 15.57 |
| 14 | Paid - up Equity Share Capital - Face value of Rs.10/- each | 299.16 | 298.71 | 243.73 | 299.16 | 243.73 | 244.39 |
| 15 | Reserves excluding Revaluation Reserves | | | | | | 2,402.64 |
| 16 | Earnings Per Share - before & after Extraordinary Items (in Rs.) | | | | | | |
| | Basic EPS | 2.57 | 1.87 | (0.86) | 3.90 | (1.45) | 0.68 |
| | Diluted EPS | 2.46 | 1.79 | (0.86) | 3.73 | (1.45) | 0.65 |
| | | (Not annualised) | (Not annualised) | (Not annualised) | (Not annualised) | (Not annualised) | (Annualised) |

Notes: (The amounts in brackets in the notes denote the figures for the corresponding quarter of the previous year).

- 1 The above financial results of the Company were reviewed by the Audit Committee and approved by the Board of Directors in its meeting held on Feb 09, 2016.
- 2 Other operating income for the quarter includes recovery of expenses from customers Rs.6.63 Mln. (Rs.3.41 Mln.).
- 3 Employee benefits expense for the quarter includes Rs.21.80 Mln. (Rs.20.20 Mln.) towards the proportionate intrinsic value of the stock options granted to various employees, amortised on a straight-line basis over the vesting period as prescribed by applicable SEBI guidelines.
- 4 During the Quarter, the company had allotted a total of 44,752 equity shares of Rs.10/- each under the Employees Stock Option Schemes of the Company on various dates. From April 01, 2015 to the date of reporting, the Company had allotted 5,570,972 equity shares under Qualified Institutional Placement and Employees Stock Option Schemes. Accordingly, the paid up capital of the Company increased to Rs. 300.10 Mln. from Rs. 244.39 Mln. as at March 31,2015.
- 5 The company currently operates only in one segment, viz., Software Solutions & Services and hence the segment reporting as required by AS-17, issued by the Institute of Chartered Accountants of India does not apply.
- 6 Figures for the previous periods have been regrouped / restated wherever necessary to make them comparable with the figures for the current period.

For Ramco Systems Limited



P.R. Venketrama Raja

Vice Chairman and Managing Director

Place : Chennai
Date : Feb 09, 2016

Dr. C.N. GANGADARAN
B.Com., FCA, MBIM (Lond.), Ph.d.

S. NEELAKANTAN
B.Com., FCA

R. THIRUMALMARUGAN
M.Com., FCA

G. CHELLA KRISHNA
M.Com., FCA, PGPM

CNGSN & ASSOCIATES LLP

CHARTERED ACCOUNTANTS

"Agastya Manor"

New No.20, Old No.13, Raja Street,
T.Nagar, Chennai - 600 017.

Tel. : 91-44-2431 1480. Fax : 91-44-2431 1485

Website : www.cngsn.com

D. KALAIALAGAN
B.Com., FCA

B. RAMAKRISHNAN
B.Com., FCA, Grad. CWA

V. VIVEK ANAND
B.Com., FCA

**The Board of Directors of
Ramco Systems Limited,
Chennai - 600 113**

LIMITED REVIEW REPORT ON THE UN-AUDITED CONSOLIDATED FINANCIAL RESULTS OF RAMCO SYSTEMS LIMITED, INDIA AND ITS SUBSIDIARIES / ASSOCIATE FOR THE QUARTER AND NINE MONTHS ENDED 31ST DECEMBER, 2015

1. We have reviewed the accompanying Statement of unaudited consolidated financial results of Ramco Systems Limited ("Company") and its Subsidiaries / Associate, for the quarter and nine months ended 31st December, 2015, being submitted by the Company pursuant to the requirement of Regulation 33 of the SEBI (Listing Obligations and Disclosure Requirements) Regulations, 2015. This statement is the responsibility of the Company's management and has been approved by the Board of Directors, has been prepared in accordance with the recognition and measurement principles laid down in Accounting Standard for Interim Financial Reporting AS 25, prescribed under Section 133 of the Companies Act, 2013 read with relevant rules issued thereunder and other accounting principles generally accepted in India. Our responsibility is to issue a report on these financial results based on our review.
2. We conducted our review in accordance with the Revised Standard on Review Engagements (SRE) 2410, "Review of Interim Financial Information Performed by the Independent Auditor of the Entity", issued by the Institute of Chartered Accountants of India (ICAI). This standard requires that we plan and perform the review to obtain moderate assurance as to whether the financial Statement is free of material misstatement. A review is limited primarily to inquiries of Company personnel and analytical procedures applied to financial data and thus provide less assurance than an audit. We have not performed an audit and accordingly, we do not express an audit opinion.
3. (i) The Statement includes the results of the following Subsidiaries / Associate:
 - a. Ramco Systems Corporation, USA
 - b. Ramco Systems Canada Inc, Canada.
 - c. Ramco Systems Ltd., Switzerland
 - d. Ramco Systems Sd. Bhd., Malaysia
 - e. Ramco Systems Pte Ltd., Singapore
 - f. RSL Enterprise Solutions (Pty) Ltd., S.Africa
 - g. Ramco Systems FZ LLC, Dubai
 - h. RSL Software Company Ltd., Sudan
 - i. Ramco Systems Australia Pty Ltd., Australia
 - j. Citiworks (Pty) Ltd., S.Africa - Associate



- (ii) We did not review the financial statements / financial information of seven Subsidiaries, whose financial statements / financial information reflect total revenues of Rs. 636.39 Million and Rs. 1,692.00 Million for the quarter and nine months ended 31st December, 2015 respectively and total profit after tax of Rs.33.18 Million and Rs. 164.89 Million for the quarter and nine months ended 31st December, 2015 respectively, and as considered in the unaudited consolidated financial results.

These unaudited financial statements-/ financial information have not been reviewed by their Auditors and our opinion on the Statement in so far as it relates to the amounts included in respect of these Subsidiaries, is based solely on the unaudited financial statements / financial information of these Subsidiaries, prepared by the management and furnished to us.

- (iii) The financial statements / financial information of the Associate have not been reviewed for the quarter ended 30th November, 2015 and our opinion, in so far as it relates to the amounts included in respect of that Associate, is solely based on the financial statements / financial information of that Associate prepared by the management and furnished to us.

- (iv) Our opinion is not modified in respect of these matters.

4. Based on our review conducted as above, nothing has come to our attention that causes us to believe that the accompanying statement of unaudited financial results prepared in accordance with applicable accounting standards and other recognized accounting practices and policies, has not disclosed the information required to be disclosed in terms of Regulation 33 of the SEBI (Listing Obligations and Disclosure Requirements) Regulations, 2015, including the manner in which it is to be disclosed, or that it contains any material misstatement.

For CNGSN & Associates LLP


Chartered Accountants

Registration No. 0049155


C N Gangadaran

Partner

Membership No. 11205



Place: Chennai

Date: February 09, 2016

Dr. C.N. GANGADARAN
B.Com., FCA, MBIM (Lond.), Ph.d.

S. NEELAKANTAN
B.Com., FCA

R. THIRUMALMARUGAN
M.Com., FCA

G. CHELLA KRISHNA
M.Com., FCA, PGPM

CNGSN & ASSOCIATES LLP

CHARTERED ACCOUNTANTS

"Agastyar Manor"

New No.20, Old No.13, Raja Street,
T.Nagar, Chennai - 600 017.

Tel. : 91-44-2431 1480. Fax : 91-44-2431 1485

Website : www.cngsn.com

D. KALAIALAGAN
B.Com., FCA

B. RAMAKRISHNAN
B.Com., FCA, Grad. CWA

V. VIVEK ANAND
B.Com., FCA

**The Board of Directors of
Ramco Systems Limited,
Chennai - 600 113**


LIMITED REVIEW REPORT ON THE UN-AUDITED STANDALONE FINANCIAL RESULTS OF THE COMPANY FOR THE QUARTER AND NINE MONTHS ENDED 31ST DECEMBER 2015


We have reviewed the accompanying statement of unaudited standalone financial results of M/s. Ramco Systems Limited for the quarter and nine months ended 31st December 2015, being submitted by the Company pursuant to the requirement of Regulation 33 of the SEBI (Listing Obligations and Disclosure Requirements) Regulations, 2015. This statement is the responsibility of the Company's management and has been approved by the Board of Directors, has been prepared in accordance with the recognition and measurement principles laid down in Accounting Standard for Interim Financial Reporting (AS 25), prescribed under Section 133 of the Companies Act, 2013 read with relevant rules issued thereunder and other accounting principles generally accepted in India. Our responsibility is to issue a report on these financial statements based on our review.

We conducted our review in accordance with the Revised Standard on Review Engagements (SRE) 2410, "Review of Interim Financial Information Performed by the Independent Auditor of the Entity", issued by the Institute of Chartered Accountants of India (ICAI). This standard requires that we plan and perform the review to obtain moderate assurance as to whether the financial statements are free of material misstatement. A review is limited primarily to inquiries of company personnel and analytical procedures applied to financial data and thus provide less assurance than an audit. We have not performed an audit and accordingly, we do not express an audit opinion.

Based on our review conducted as above, nothing has come to our attention that causes us to believe that the accompanying statement of unaudited financial results prepared in accordance with applicable accounting standards and other recognized accounting practices and policies, has not disclosed the information required to be disclosed in terms of Regulation 33 of the SEBI (Listing Obligations and Disclosure Requirements) Regulations, 2015, including the manner in which it is to be disclosed, or that it contains any material misstatement.

For CNGSN & ASSOCIATES LLP,
Chartered Accountants,
Registration No. 081915S


C N GANGADARAN,
Partner,
Membership No. 11205



Place: Chennai
Date: February 09, 2016

RAMCO Q3: FY 15 - 16

Ramco Systems topline grows 7% QoQ on USD, 8.3% in constant currency; Q3 YTD profit grows 225% on USD

Ramco ERP for Logistics takes off; Focus on Innovation and Culture pays off

Chennai, India – February 9, 2016: Ramco Systems (BSE - 532370, NSE – RAMCOSYS); a global enterprise software company focusing on enterprise cloud platform, products and services, today announced the results for the third quarter of 2015-16.

For the quarter ended December 31, 2015 (Q3:15-16), global consolidated revenue of Ramco Systems Limited grew by 7% from USD 16.52m (Rs.106 cr) to USD 17.64m (Rs 116 cr). The growth was 8.3% in constant currency basis, as measured by applying the exchange rates of the corresponding periods of the last financial year. The net profit after tax for the quarter, amounted to USD 1.80m (Rs 11.7cr) as compared to USD 1.54m (Rs 9.9cr) the previous quarter.

Highlights:

- Revenue from markets outside India stood at 76% as compared to 71% in Q2
- Q3 YTD profit after tax was USD 4.48 mn (28.8 cr), registering a growth of 225% YoY
- ASEAN and Australia led the growth with healthy order book and revenue share
- Strategy to focus on niche vertical and strengthen overall offering begins to pay off – Ramco Logistics Software gains global clientele;
- Ramco HCM continues its growth momentum clocking 2 new wins every week; Ramco's Global Payroll with Time & Attendance has been gaining traction with its statutory coverage of 40+ countries which extends to 108 countries through partners
 - Wins CIO Choice Honor & Recognition 2016 award for HR & Global Payroll in India. Chosen by CIOs, Vendors were ranked on performance, customer satisfaction and continued customer service.
 - Wins HR Vendor of the Year recognition in Malaysia, Singapore and Hong Kong for Best HR Management, Talent Management and Payroll Software
- Ramco Aviation goes mobile with AnywhereApps - aims to address critical Aviation users on the move
- Reaffirms commitment to Channel strategy. Buys 18.93% stake in cloud startup SmartMegh (a boutique cloud firm with operations in India, ASEAN and Middle East) to further cement relationship

Commenting on the results, **P.R. Venketrama Raja, Vice Chairman and Managing Director, Ramco Systems, said,** "It is very encouraging to see an Indian product firm gaining wide acceptance globally from notable brands. We clocked 76% of the revenue from markets outside India. This has been possible because of our steadfast focus on innovation and culture. The investment in hiring the best talent and giving them a platform to build future technologies has helped carve a niche position for Ramco in the Global IT space. We will continue to invest in these two avenues as they are the pillars on which our success resides."

Ramco has been investing in transforming the organization to attract and retain the brightest of the talent. This includes, designing workspaces which foster innovation, promoting a flat hierarchy, to focusing on building a healthy work atmosphere from offering subsidized food and snacks to laundry services. Some of the new initiatives launched include offering Cross-fit training to backrub at the desk for employees. The company also initiated an Ideation platform titled – GreyMatters to identify and nurture the big ideas at work.





RAMCO Q3: FY 15 - 16

On the sidelines of announcing the Q3 results, the company announced the roll out of a niche ERP offering for Logistics - **Ramco Logistics Software**, an integrated Cloud-based platform for Third Party Logistics, Freight Forwarders, and Parcel/ Courier service providers.

Commenting on the Logistics focus, **Virender Aggarwal, CEO – Ramco Systems**, said, "ERP is a cluttered market with limited room for differentiation. While Cloud and Mobility gave us a lead, we wanted to find a niche and strengthen our portfolio. The growth of e-Commerce and Uberization of the Logistics sector have triggered a renewed interest for innovative technology offerings in the industry. Ramco is well positioned to address this market need with an end-to-end integrated and cloud based ERP for Logistics. We are glad the initial uptake has been promising with key strategic wins in ASEAN, Australia and Middle East."

About Ramco Systems:

Ramco is a fast growing enterprise software player disrupting the market with its multi-tenanted cloud and mobile-based enterprise software in the area of HCM and Global Payroll, ERP and M&E MRO for Aviation. Part of the USD 1 billion Ramco Group, Ramco Systems focuses on Innovation and Culture to differentiate itself in the marketplace. On Innovation front, Ramco has been focusing on moving towards Cognitive and Robotic ERP with features such as Mail It – a feature which enables users to transact with the application by just sending an email; HUB It - a one screen does it all concept built to address all activities of a user; Thumb It – mobility where the system presents users with option to choose rather than type values and Prompt It – a cognitive ability which will let the system complete the transaction and prompts the user for approval.

With 1600+ employees spread across 20 offices, globally, Ramco follows a flat and open culture where employees are encouraged to share knowledge and grow. No Hierarchies, Cabin-less Offices, Respect work and not titles, among others are what makes the team say, Thank God it's Monday!

Winner of ISG Award for Innovation; Chosen as Preferred Next-Gen MRO IT Vendor by ARSA; Winner of HR Vendors on the Year Award 2015; Winner of CIO Choice Honor & Recognition 2016

For more information, please visit <http://www.ramco.com/>

Follow Ramco on Twitter @ramcosystems or read latest updates on <http://blogs.ramco.com/>

For further information please contact:

Vinitha Ramani

+91 - 9840368048

vinitharamani@ramco.com

Safe Harbor

Certain statements in this release concerning our future growth prospects are forward looking statements which involve a number of risks and uncertainties that could cause actual results to differ materially from those in such forward looking statements. The risks and uncertainties relating to these statements include, but are not limited to risks and uncertainties regarding fluctuations in earnings, our ability to manage growth, intense competition in IT business including those factors which may affect our cost advantage, wage increases in India, our ability to attract and retain highly skilled professionals, time and cost overruns on fixed-price, fixed-time frame contracts, client concentration, restrictions on immigration, our ability to manage our international operations, reduced demand for technology in our key focus areas, disruptions in telecommunication networks, our ability to successfully complete and integrate potential acquisitions, liability for damages on our service contracts, withdrawal of governmental fiscal incentives, political instability, and unauthorized use of our intellectual property and general economic conditions affecting our industry. Ramco Systems may, from time to time, make additional written and oral forward-looking statements, including statements contained in our reports to shareholders. The company does not undertake to update any forward-looking statement that may be made from time to time by or on behalf of the company.--

A handwritten signature in black ink, appearing to be "V. Aggarwal".