

**August 04, 2025**

**To,**  
**Corporate Relations Department**  
**BSE Limited**  
2<sup>nd</sup> Floor, P.J. Towers,  
Dalal Street,  
Mumbai – 400 001  
**SCRIP CODE : 543288**

**To,**  
**Corporate Relations Department**  
**National Stock Exchange of India Ltd**  
Exchange Plaza, Plot No. C/1, G-Block,  
Bandra Kurla Complex, Bandra (E),  
Mumbai – 400 051.  
**SYMBOL : DEEPINDS**

**Sub: Investors/ Analysts Presentation for the First Quarter ended on 30<sup>th</sup> June, 2025**

---

Respected Sir/ Ma'am,

Pursuant to Regulation 30 of Securities and Exchange Board of India (Listing Obligations and Disclosure Requirements) Regulations 2015, please find enclosed herewith Investors/ Analysts presentation on Un-audited Financial Results for the first quarter ended on 30<sup>th</sup> June, 2025.

You are requested to take the same on your records.

Thanking you,  
**For, Deep Industries Limited**

**Shilpa Sharma**  
**Company Secretary & Compliance Officer**  
**M. No.: A34516**

Encl: a/a

# CREATING VALUE FOR OIL & GAS INDUSTRY

Investor Presentation – Q1 FY26





# Starting FY26 with Strategic Execution and Delivery

I am delighted to share that Deep Industries Ltd has begun FY26 with remarkable momentum, building on our strategic achievements and operational excellence. This quarter, we successfully took charge of the Rajahmundry field for production enhancement operations, initiating baseline production that promises significant output growth in the coming quarters. We have secured key contracts from Oil India for the deployment of mobile workover rigs in Rajasthan, along with a recent charter hire order in Assam and Arunachal Pradesh, strengthening our diversified portfolio.

These milestones, combined with robust activity across our core segments, underscore our commitment to deliver innovative, value-driven solutions. With a strong order book, efficient execution, favorable policy environment and rising energy demand, we are well-positioned to drive sustainable growth and create long-term value for our stakeholders.

Thank you for your continued trust and support.

**PARAS SAVLA**

Chairman and Managing Director



- 1. Quarterly Highlights**
- 2. Industry Overview/Update**
- 3. Company Overview**
- 4. Stakeholders' Value Creation**
- 5. Way Forward**
- 6. Annexure**

## Quarterly Highlights



# Consolidated Highlights

<b>FY25</b>	<b>₹ 576.1 Cr.</b>	<b>₹ 263.8 Cr.</b>	<b>₹ 210.8 Cr.</b>	<b>₹ 161.0 Cr.</b>	<b>43.4%</b>	<b>26.5 %</b>
	Op. Revenue	EBITDA*	PBT	PAT@	EBITDA	PAT
	34.5% YoY	35.3% YoY	38.5% YoY	31.6% YoY	Margin*	Margin@
<b>Q1 FY26</b>	<b>₹ 199.5 Cr.</b>	<b>₹ 95.0 Cr.</b>	<b>₹ 77.9 Cr.</b>	<b>₹ 61.7 Cr.</b>	<b>44.6%</b>	<b>29.0%</b>
	Op. Revenue	EBITDA*	PBT	PAT	EBITDA	PAT
	61.6% YoY	54.7% YoY	58.6% YoY	59.3% YoY	Margin*	Margin

## Operational Highlights

- Successfully taken over charge of Rajahmundry asset under a Production Enhancement Contract; infill drilling and stimulation underway targeting 15–20% productivity improvement over 12 months.
- New Contract Win:
  - Secured a ₹45.33 crore Letter of Award from Oil India Ltd for a 3 year deployment of a workover rig package in Rajasthan.
  - Secured a ₹96.72 crore contract from Oil India Ltd for 7-year charter hire of workover rig in Assam & Arunachal Pradesh.

# Consolidated P&L: Q1 FY26

Particulars (₹ Cr)	Q1 FY26	Q1 FY25	% YoY	Q4 FY25	% QoQ
<b>Revenues</b>	<b>199.5</b>	<b>123.5</b>	<b>61.6%</b>	<b>167.2</b>	<b>19.3%</b>
Other Income	13.4	10.8	-	5.8	-
<b>Total Income</b>	<b>212.9</b>	<b>134.3</b>	<b>58.5%</b>	<b>173.1</b>	<b>23.0%</b>
Operating Expenses	117.9	72.9	-	110.6	-
<b>EBITDA*</b>	<b>95.0</b>	<b>61.4</b>	<b>54.7%</b>	<b>62.5</b>	<b>52.1</b>
<b>EBITDA Margin (%)</b>	<b>44.6%</b>	<b>45.7%</b>	<b>(112) bps</b>	<b>36.1%</b>	<b>852 bps</b>
Depreciation	13.0	9.8	-	10.7	-
Finance Cost	4.1	2.5	-	3.0	-
<b>Profit Before Exceptional Items</b>	<b>77.9</b>	<b>49.1</b>	<b>58.6%</b>	<b>48.8</b>	<b>59.6%</b>
Exceptional items (Expense) / Income	-	-	-	(251.1)	-
<b>Profit Before Tax</b>	<b>77.9</b>	<b>49.1</b>	<b>-</b>	<b>(202.3)</b>	<b>-</b>
Tax	16.2	10.4	-	4.4	-
<b>Profit After Tax (incl. exceptional item)</b>	<b>61.7</b>	<b>38.7</b>	<b>-</b>	<b>(206.7)</b>	<b>-</b>
<b>Profit After Tax (excl. exceptional item)</b>	<b>61.7</b>	<b>38.7</b>	<b>59.3%</b>	<b>44.4</b>	<b>39.0%</b>
<b>PAT Margin (%)@</b>	<b>29.0%</b>	<b>28.8%</b>	<b>13 bps</b>	<b>25.6%</b>	<b>333 bps</b>
Basic & Diluted EPS (INR)@	<b>9.19</b>	<b>5.79</b>	<b>-</b>	<b>6.54</b>	<b>-</b>

\*Includes Other Income; @Excluding Exceptional Item

# Consolidated P&L: FY25

Particulars (₹ Cr)	FY25	FY24	% YoY
<b>Revenues</b>	<b>576.1</b>	<b>427.0</b>	<b>34.9%</b>
Other Income	32.3	35.6	
<b>Total Income</b>	<b>608.4</b>	<b>462.6</b>	<b>31.5%</b>
Operating Expenses	344.6	267.6	
<b>EBITDA*</b>	<b>263.8</b>	<b>195.0</b>	<b>35.3%</b>
<b>EBITDA Margin (%)</b>	<b>43.4%</b>	<b>42.2%</b>	<b>120 bps</b>
Depreciation	41.2	34.4	
Finance Cost	11.8	8.5	
<b>Profit Before Exceptional Items</b>	<b>210.8</b>	<b>152.2</b>	<b>38.5%</b>
Exceptional items (Expense) / Income	(251.0)	0.0	
<b>Profit Before Tax</b>	<b>(40.2)</b>	<b>152.2</b>	
Tax	38.5	28.6	34.4%
<b>Profit After Tax (incl. exceptional item)</b>	<b>(78.7)</b>	<b>123.6</b>	
<b>Profit After Tax (excl. exceptional item)</b>	<b>160.9</b>	<b>122.3</b>	<b>31.6%</b>
<b>PAT Margin (%) @</b>	<b>26.5%</b>	<b>26.4%</b>	<b>10 bps</b>
Basic & Diluted EPS (INR)@	<b>25.15</b>	<b>19.11</b>	

\*Includes Other Income; @Excluding Exceptional Item



# Industry Overview

# Domestic Oilfield Services Sector Poised for Resurgence

## Drivers of Oil & Gas Equipment Service Market Growth



### Enhanced Oil Recovery Techniques

Advanced methods to increase oil production



### Unconventional Resource Extraction

Extraction from non-traditional sources like shale



### Digitalization

Integration of AI and IoT for efficiency

## Energy Security Strategy



### Energy Security

Reduce 85% import dependence



### Investment Target



US\$100 Billion in E&P by 2030



### Policy Simplification


Streamlined approvals HELP OALP for energy projects

## India's Energy Sector Projections

	 Crude Oil	 Natural Gas
<b>Import Dependence (2025)</b>	82.8%	45.3%
<b>Share in Energy Mix (2030)</b>	N/A	15%
<b>Impact of Domestic Support</b>	15-20% boost by 2030	N/A
<b>Infrastructure Expansion</b>	N/A	22,306 km pipeline network
<b>Refining Capacity (2030)</b>	300 MMTPA	8,228 km pipeline network
<b>Domestic Investment (2030)</b>	N/A	\$150B

DIL is strategically placed with unique capabilities to achieve sustainable growth in the oil & gas services industry





## Company Overview





# A pioneer in Oil & Gas support services...



Experience of  
more than  
30 years in Oil &  
Gas support  
services



One-stop  
solutions  
provider for  
Oil & Gas field  
operations &  
services



Comprehensive  
service portfolio  
with skilled  
manpower



Pioneer in  
converting EPC  
of entire Gas  
Processing  
facilities into  
charter hiring

# ...Deep Industries covers 70% of post exploration value chain...

## Natural Gas

- Charter hire of entire Natural Gas processing facility
- Natural Gas Compression
- Natural Gas Dehydration

## Integrated Project Management

- Drilling services
- Work-over services
- Integrated Project Management Services
- Cementing
- Geo physical logging
- Hydrofracking and coiled tubing

## Production Enhancement Contracts

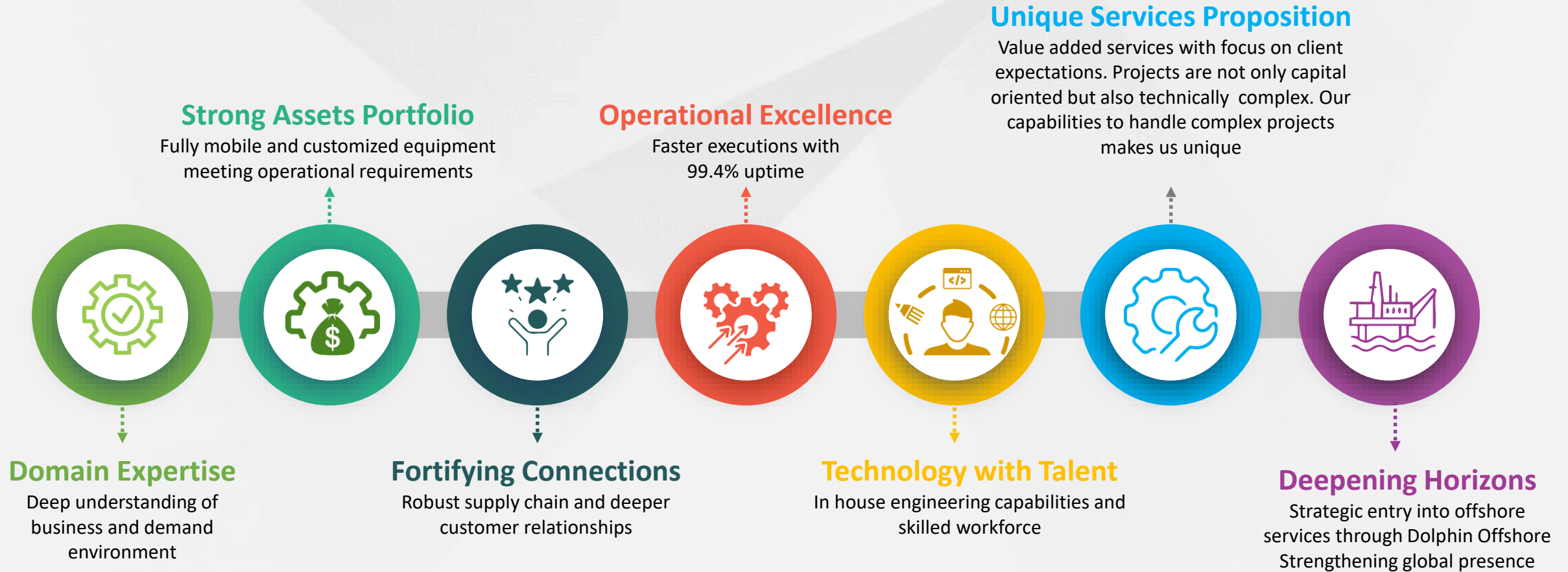
- Comprehensive services to enhance production of matured fields

## Offshore services

- Prabha – DP2 Accommodation Barge
- Platform Support Vehicles (PSV), Anchor Handling Tugs Supply Vessel(AHTS)
- Marine operations and management services


With its diversified oil & gas services portfolio, Deep Industries Limited now covers more than 70% of Post Exploration Value chain Services in the entire value chain of Oil & Gas Services Industry

# ...with domain expertise, skilled manpower...





## ...and global presence...



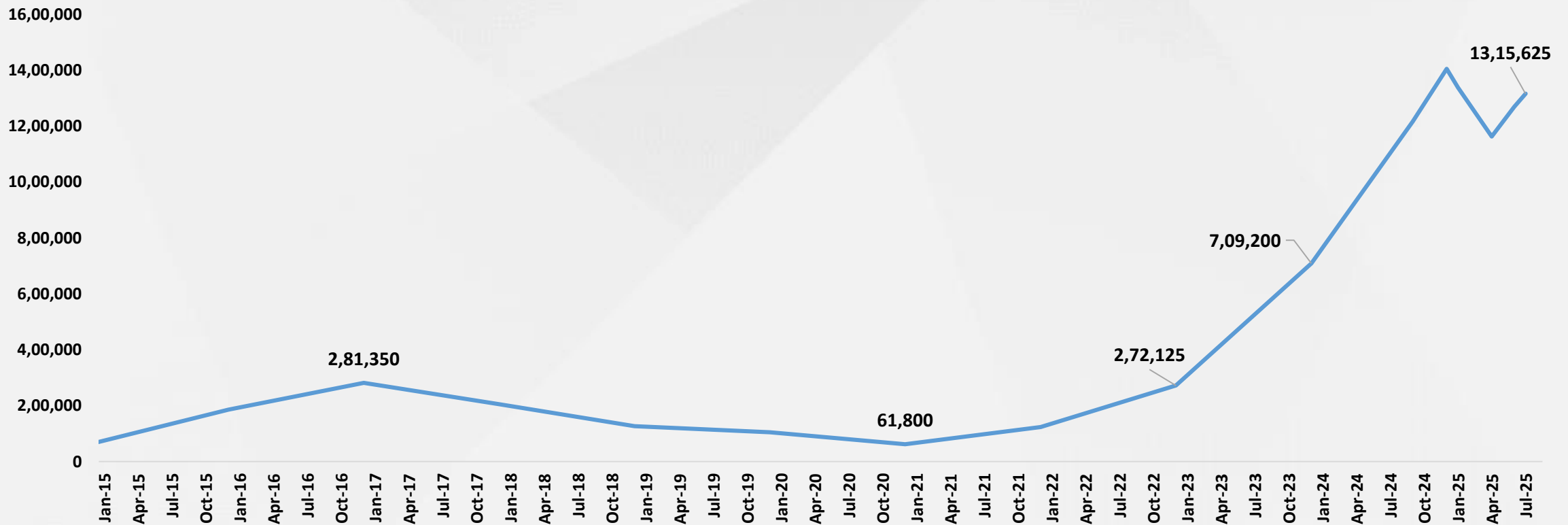


## Stakeholder's Value Creation

# Stakeholder value generation in last one decade...

CAGR of 35% in 10 years

## Stakeholder Value Creation

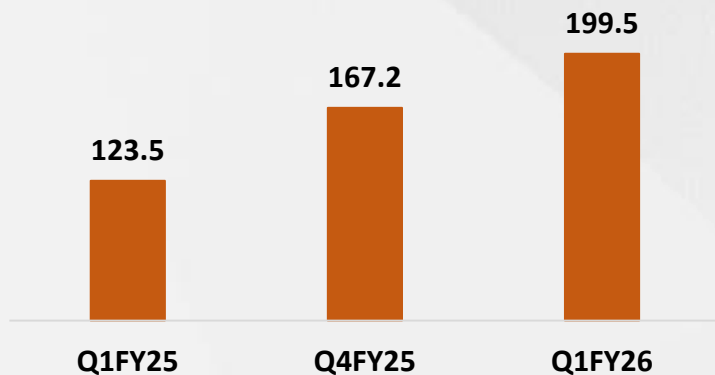


\*Investment value for 1,000 shares; Price as on Apr 30, 2025; Adjusted for de-merger and split, excluding Dividend



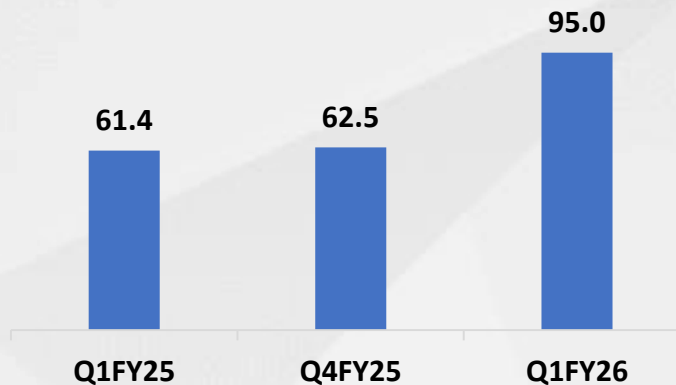
# ...through robust financial growth...

Revenue



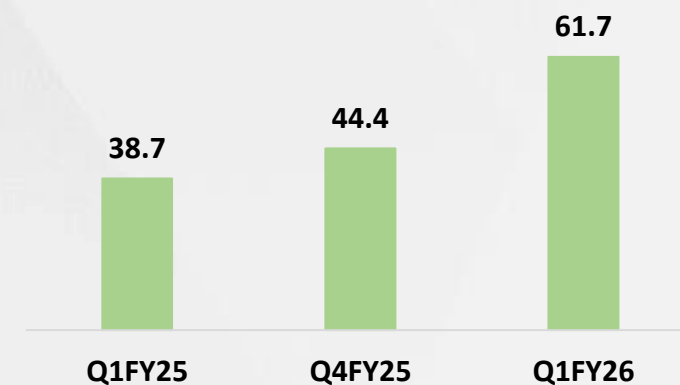
61.6% YoY; 19.3% QoQ

EBITDA



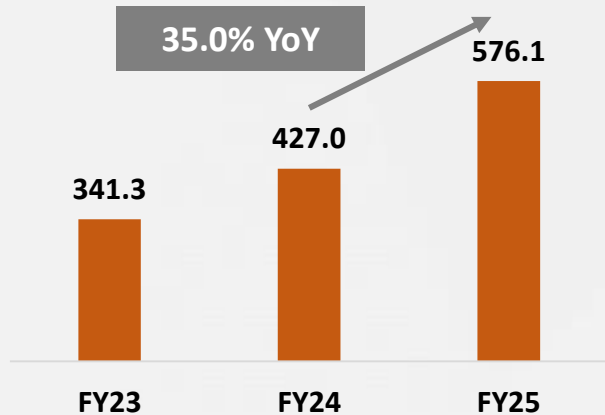
54.7% YoY; 52.1% QoQ

PAT



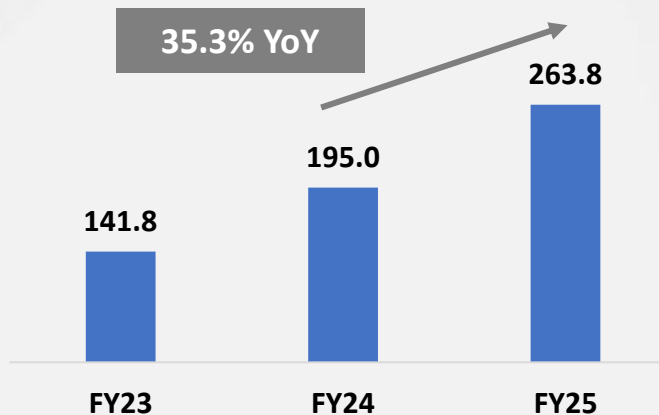
59.3% YoY; 39.0% QoQ

Revenue



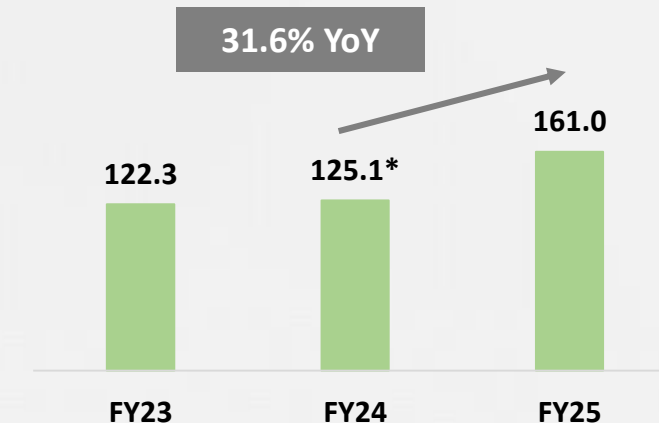
35.0% YoY

EBITDA



35.3% YoY

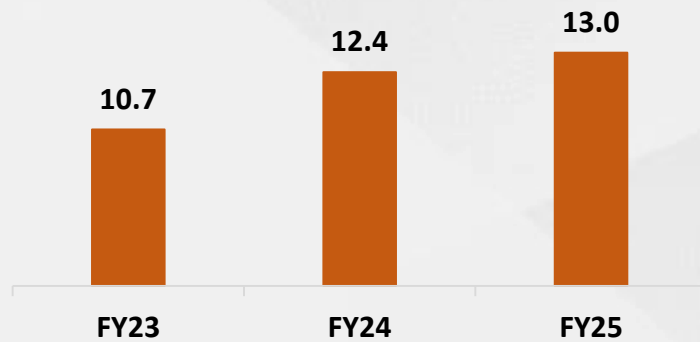
PAT



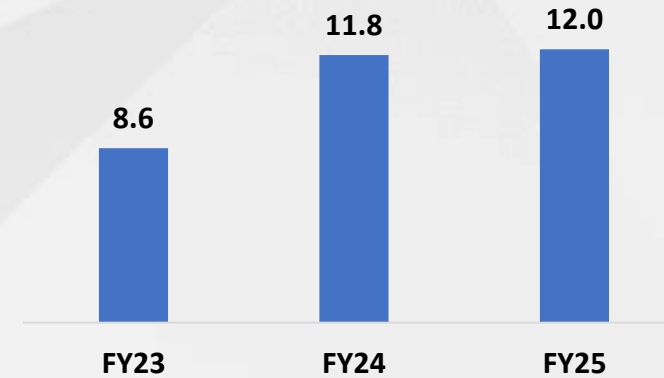
31.6% YoY

## ...healthy balance sheet...

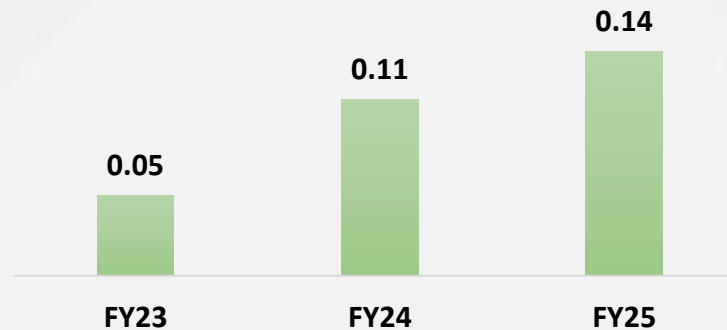
ROCE (%)



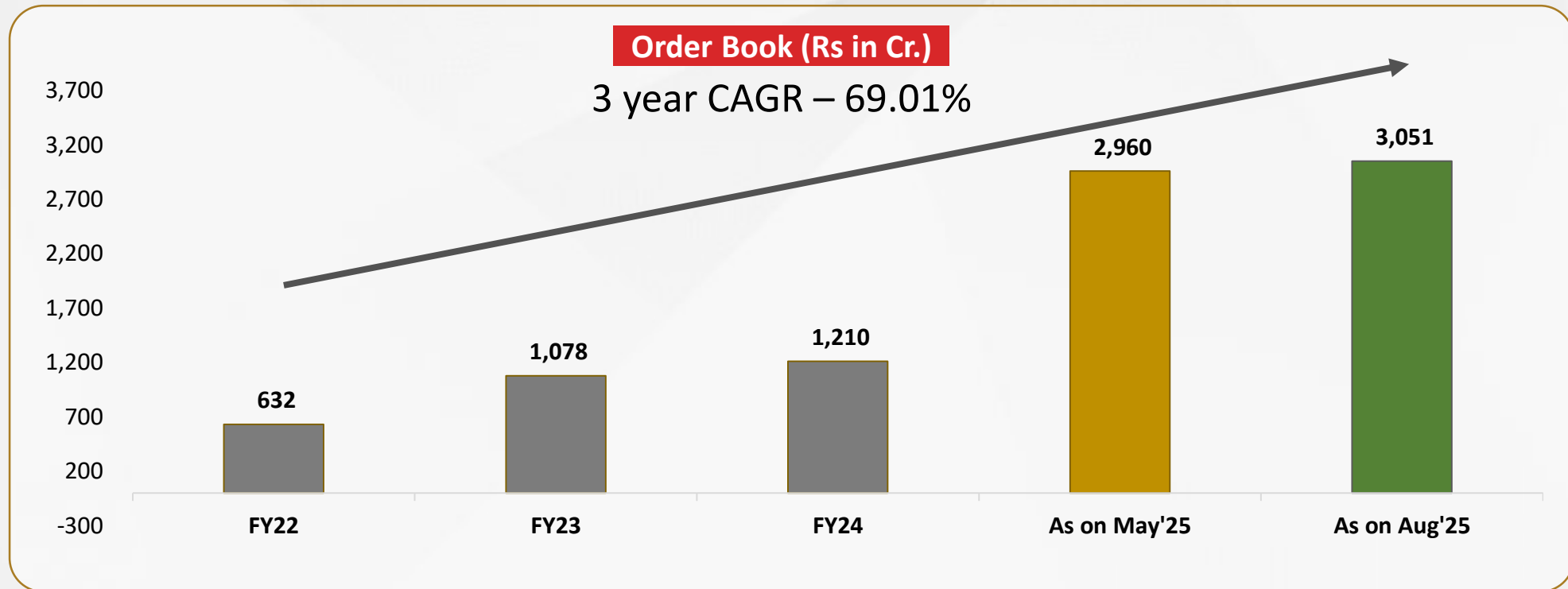
ROE (%)



Debt to Equity (x)



...and consistent order flow...





## ...offering distinctive value proposition...



### **Operational Efficiency**

Completes tasks faster than competitors due to skilled workforce



### **Market Expansion**

Poised for expansion in offshore marine services market



### **Charter hiring of entire gas processing facility**

Capitalizing on converting EPC in to charter hire



### **Mobile Units**

Quickly deploys resources nationwide within a few months



### **Strong Liquidity**

Well-positioned for seamless expansion with balanced debt.



### **Value-Added Services**

Enhances client revenue, profitability, and diversifies product portfolio

...to long-standing loyal customer-base



...a testimony of our capabilities





**Way-Forward**



# Key Growth Drivers

**Charter hire of entire Gas Processing facilities**

**Production Enhancement Contract (PEC)**

**Integrated Project Management**

**Offshore Services**





# Production Enhancement Contract

- The Company has secured a 1,402 crore contract from ONGC for 15 years. The said contract offers comprehensive services to boost production from one of the Matured Fields of ONGC. The Company is backed by 3 decades of experience.
- Ground-level operations has been started in April 2025; majority of revenue is expected to be generated in first 10 years
- The expected EBITDA margins from this contract are exceptional



# Tapping offshore services market

## Target Industry Segments and Potential Clientele

- The Offshore Services business has following target market / industries
  - Offshore oil & gas industry - Energy producers with shallow water and deep water platforms
  - Offshore renewable energy industry – Offshore wind platforms
  - Communication Industry - Trans-country and Trans-continental networks with under sea data cables
  - Transmission & Transportation - under sea gas transportation pipelines and under sea power cables
- Additionally offshore services can be provided to domestic and international offshore Oil & Gas producers



...provided by Dolphin Offshore...

## Prabha-DP2

- The dynamically positioned DP2 barge, owned by Beluga International DMCC, Dubai a wholly owned subsidiary of Dolphin Offshore Enterprises (India) Limited has commenced revenue generation from April 2025.
- DP2 barge like Prabha are in heavy demand due to its features and capabilities
- It has potential to generate excellent daily rental revenues with EBITDA margin in the range of ~ 60%,

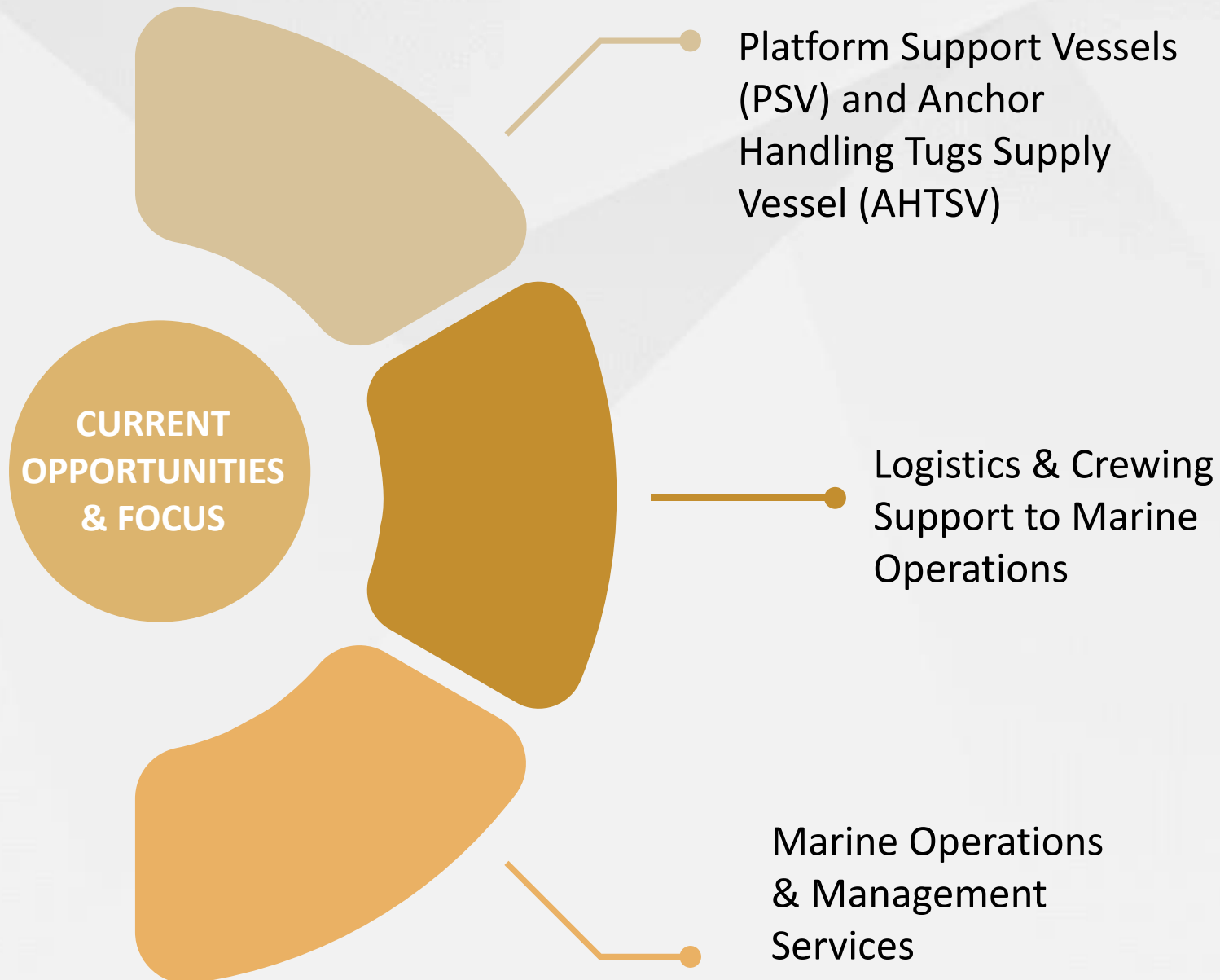
## Update

- Signed a lease agreement with a Mexican Company **Ballast Shipping S.A. DE C.V.** for 3 years
- Estimated contract value is US\$ 32.85 million (~ ₹ 281 Cr)





## ...that offers other growth-supporting services







**Annexure**



# Onshore & Offshore Oil and Gas Services



- Under Onshore Oil and Gas services, the operations are performed onshore, i.e. on Land
- Onshore drilling rigs use surveys and drilling techniques to extract hydrocarbons
- It reduces transport and logistical costs compared to offshore drilling
- Proximity to infrastructure makes it a cost-effective energy production method

- Under Offshore Oil and Gas services, the operations are performed in deep sea.
- Offshore drilling rigs use advanced tech to extract hydrocarbons beneath the seabed
- It faces environmental risks but has strict safety measures
- It meets energy needs and produces in larger quantity in comparison to onshore fields



**Deep Industries has been engaged in the Onshore Services segment for more than 3 decades and is now entering into Offshore Services by acquiring Dolphin Offshore**



# Natural Gas – Charter Hire of Gas Processing facility

- Offers Design, Supply, Installation, Commissioning, and O&M of hydrocarbon production systems
- Facility reflects commitment to value-added services
- Enhances client offerings through end-to-end services
- Forays in to converting EPC into Charter Hire

## ***Project Jaya***

Delivered **Entire Surface Facility** and produced fluid processing network from wellhead to the transportation point on Charter Hire basis

Two more similar facilities have been provided to ONGC assets — Bokaro and Kakinada.

**End to End Integrated Oil & Gas facility operation placed in single well pad**



# Natural Gas - Compression

## Artificial Gas Lift

### Enhanced Oil Recovery

- Gas compression injects gas into wells to boost production
- Artificial gas lift enhances oil production in mature, depleted fields where natural reservoir energy is insufficient

## Gas Transportation

### Distribution

- Pressure loss during transportation of Gas through pipeline
- Compression is required to boost the pressure for smooth flow

## Boil of Gas

### Reduce Loss of Evaporation

- Heat during storage and transportation evaporates LNG creating Boil-Off Gas (BOG)
- Compression ensures recovery of such Gas

## Gas Based Power Plant

### Power Generation


- Compression used to boost pressure of natural gas used as a fuel to generate electricity through turbines





# Natural Gas - Dehydration

- Blast at the GAIL site increased scrutiny on the processes followed by the producers and transporters of Gas and resulted in regulations being made more stringent
- This necessitated Gas Producers to get a dehydration units installed at the site before selling Gas through pipeline, as needed by the stricter implementation of regulations
- Gas Dehydration is a process to remove water moisture and heavy hydrocarbons out of natural gas before putting the same in pipeline so to ensure safety of National Grid
- We are one of the first companies in India who qualifies to provide Gas Dehydration on charter hire basis



# Integrated Project Management Services (IPMS)



## Services included under IPM are:

- Surface Hole Drilling
- Air Drilling
- Cementing
- Geophysical Logging, wire line service
- Hydro Fracturing & Coiled tubing
- Well Completion Services-Work over operations to Production

IPM is a turnkey solution to drill and complete a well or a number of wells under single contract

Under IPM, we are focusing on complete project, using in-house expertise as well as third party services.



# IPMS - Workover and Drilling Rig Services



**Leading Solution provider for Coring, Air Drilling, Work over and Drilling Rig Services to Oil & Gas companies in India**

## Assets & Capacities

- Owns & operates 12 Workover Rigs with capacity ranging from 30T to 150T, 6 Drilling Rigs with capacity of 1000Hp.

## Expertise

- Provided complete solutions related to Exploration & Production of hydrocarbons
- Developed cost effective solutions which result in substantial savings to Clients

## Clients

- Successfully served long term contracts with PSUs & MNCs since last two decades

## Focus

- Focus will be to expand in Onshore Drilling Business as there is a significant opportunity in the Industry.

## Assets & Capacities

- Build a diversified team which has required skill set to carry out planning and execution of large size project.



# Management Team



## PARAS SAVLA

**Chairman and Managing Director**

With over three decades of expertise, he graduated in Commerce from Gujarat University. Under his leadership, the organization has experienced exponential growth. Guided by his vision, the company has evolved from a mere transportation service entity to a comprehensive provider of energy infrastructure equipment solutions.



## RUPESH SAVLA

**Managing Director**

Possessing over 29 years of experience in the energy sector, he has steered the organization towards extensive operational expansion. He completed his Masters in Business Administration from Bentley College, USA, and holds a degree in Commerce from Gujarat University. His responsibilities include supervising the coordination and implementation of various projects.



## ROHAN SHAH

**Director Finance & CFO**

A Chartered Accountant with over 19 years of expertise in Finance, Accounts, Audit, and Statutory Compliances, he has dedicated more than 15 years to Deep, assuming several high-ranking financial roles, including Chief Financial Officer. In 2019, he was honored with the "Financial Express CFO of the year award" in the category of Small Enterprises - Services Industry.

# Corporate Social Responsibility



Deep Industries has launched **Blended Interactive Learning**, a technology-driven approach to enhance primary education in Gujarat, aligned with government curriculum.


The flagship product, **Smart Class**, integrates tools like **sLate** (schoolsLENS Advanced Technology for Education), which delivers interactive content via mobile devices, tablets, and computers, making teaching and learning more effective.

The initiative also includes the **K-Class** with:

- **K-Yan**: Integrated community projector.
- **Interactive Multimedia Content**.
- **Virtual Science Experiments**.
- **Teacher Capacity Building**.



# THANK YOU



CIN: L14292GJ2006PLC049371

**Mr. Rohan Shah, CFO**

[rohan@deepindustries.com](mailto:rohan@deepindustries.com)



Ashith Salian / Rohit Rokade

93241 71767 / 96643 55458

[ashith.salian@adfactorspr.com](mailto:ashith.salian@adfactorspr.com) /

[rohit.rokade@adfactorspr.com](mailto:rohit.rokade@adfactorspr.com)