

Date: August 11, 2025

Ref. No.: KDL/SE/041/2024-25

To, BSE Limited Corporate Relationship Department 25th Floor, Phiroze Jeejeebhoy Towers Dalal Street, Mumbai- 400001 Scrip Code: 543328	To, National Stock Exchange of India Limited Exchange Plaza, Plot No. C-1, Block G, Bandra Kurla Complex, Bandra (East) Mumbai – 400051 NSE Symbol: KRSNAA
------------------------------------------------------------------------------------------------------------------------------------------------------------------------------------	------------------------------------------------------------------------------------------------------------------------------------------------------------------------------------------------

Dear Sir/Madam,

Sub: Intimation under Regulation 30 of the SEBI (Listing Obligations & Disclosure Requirements), 2015 for Investor Presentation.

Pursuant to the Regulation 30 of the Securities and Exchange Board of India (Listing Obligations and Disclosure Requirements) Regulations, 2015, we are enclosing herewith a copy of the presentation for the Investors/Analysts on Unaudited Financial Results (Standalone and Consolidated) of the Company for the quarter ended June 30, 2025.

Request you to take the same on your records.

Thanking you,
Yours sincerely,

For **Krsnaa Diagnostics Limited**



Sujoy Sudipta Bose
Company Secretary & Compliance Officer
Encl: as above



Krsnaa Diagnostics Ltd.

S.No. 243/A, Hissa No. 6, CTS No. 4519, 4519/1, Near Chinchwad Station,
Chinchwad, Taluka - Haveli, Pune, MH - 411019 (India)
020 27402400 | info@krsnaa.in





Q1 FY2026 Result Presentation

One of INDIA'S LARGEST Integrated
Diagnostic Service Provider



Disclaimer

This presentation contains statements that are “forward-looking statements”, including, but without limitation, statements relating to the implementation of strategic initiatives, and other statements pertaining to Krsnaa Diagnostics’ future business developments and economic performance. While these forward-looking statements indicate our assessment and future expectations concerning the development of our business, a number of risks, uncertainties and other unknown factors could cause actual developments and results to differ materially from our expectations.

These factors include, but are not limited to, general market, macroeconomic, governmental and regulatory trends, movements in currency exchange and interest rates, competitive pressures, technological developments, changes in the financial conditions of third parties dealing with us, legislative developments, and other key factors that could affect our business and financial performance.

Krsnaa Diagnostics undertakes no obligation to publicly revise any forward-looking statements to reflect future/ likely events or circumstances.

Krsnaa Diagnostics Limited



Krsnaa Diagnostics At a Glance

185

CT/ MRI Centres

3,500+

Patient Collectionn
Centres

70

Million+

Patients Served
Since Inception

120

Pathology Labs

18

States/UT

Presence in India



Krsnaa Diagnostics is one of the **fastest growing and Integrated diagnostic service provider** which includes radiology, pathology and tele-radiology



Provides **quality** and inclusive diagnostic services at **affordable rates** across various segments with a focus on Public Private Partnership model



One of India's largest NABH accredited **tele-radiology reporting hub** with inherent capability & capacity to process X-rays, CT scans and MRI scans, serving patients at remotest locations



The workforce comprises **350+ radiologists, 100+ pathologists, and 3,000+ qualified professionals**, including clinicians, technicians and operators

Our Strengths

The only listed company in PPP (Public Private Partnership) space with bid win ratio of 75%+

18 states and union territories with penetration till tier-II and tier-III towns

~70 Mn+ patients served since inception

Integrated diagnostic services available for 24/7 and 365 days, Radiology, Pathology, and Teleradiology

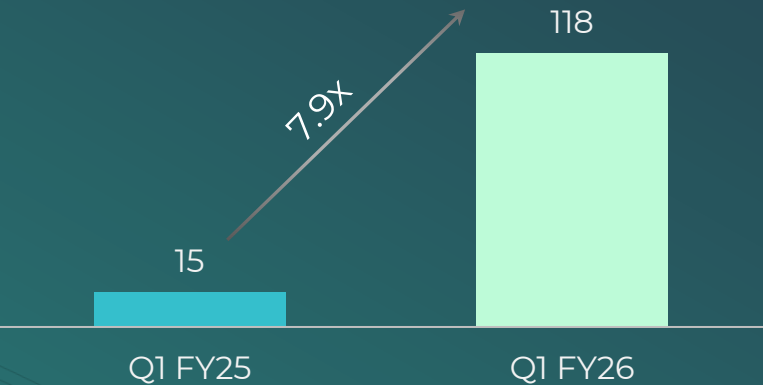
Quality diagnostic services at most affordable prices (~70% lower than the peers)

Operationalizing retail presence in 4 states

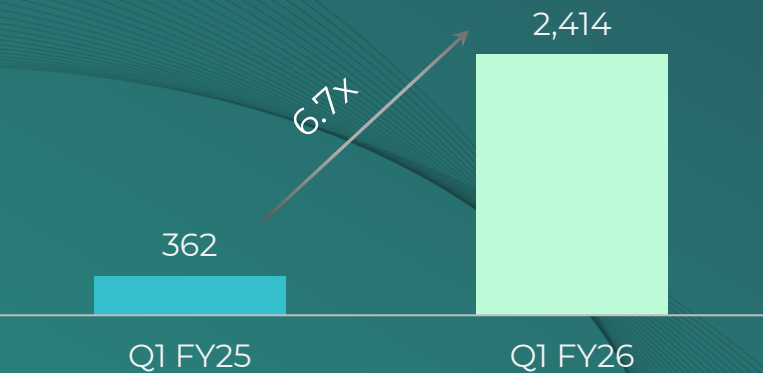
Krsnaa has redefined what's possible in diagnostics — proving that we can deliver radiology services at prices up to 70% lower than market, in a **capital-intensive business, and still generate margins** on par with the industry's best. **This isn't a low-price government contract story — it's a high-efficiency, high-impact model built to scale.**

Retail Expansion

Retail Revenue (mn)



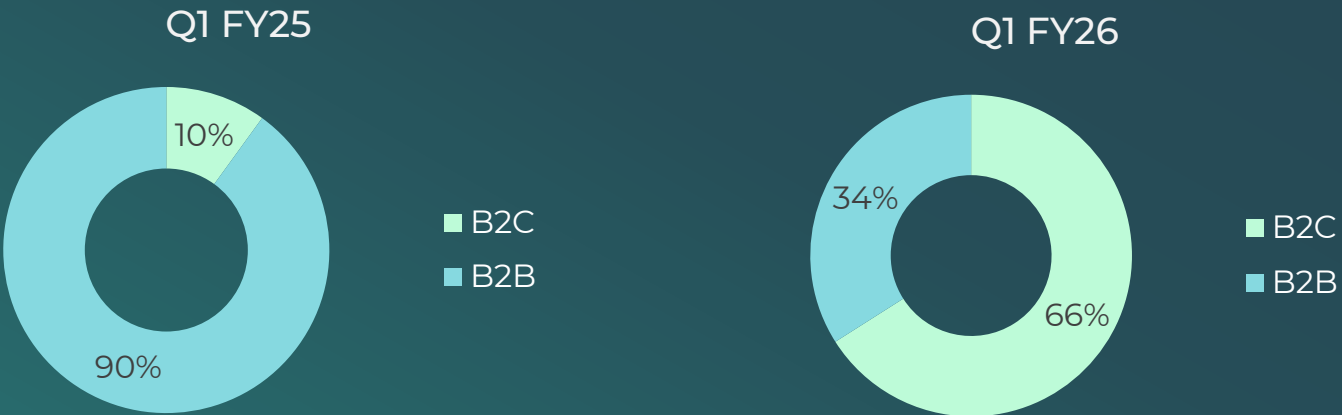
No. of Touch Points








Retail Revenue Contribution to Group Revenue








Segment Retail Revenue Mix



Q1 FY26 Financial Performance

Particulars	Q1 FY26	Q1 FY25	Growth
Revenue	1,930	1,702	13% 
EBIDTA	524	442	19% 
EBIDTA Margin	27%	26%	120 bps 
PAT	205	179	15% 
PAT Margin	11%	11%	10 bps 

Particulars	Q1 FY26	Q1 FY25	Growth
EPS	6.3	5.5	14% 
No. of Patient Served	5.0	4.8	4% 
No. of Test performed	15.8	15.3	3% 
NABL Accreditation (Pathology lab)	54	23	134% 
NABH Accreditation (Radiology Centre)	31	22	41% 

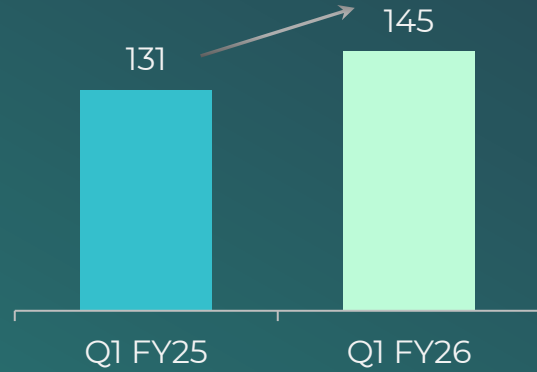
- Achieving **13% YoY** Revenue Growth, **19% YoY** EBITDA Strengthening & **15% YoY** improvement in PAT, on account of operationalization of new centres, improved footfalls across our centers and enhanced operational efficiency
- In Q1 FY26, ~ **5 million** patients were served and ~**16 million** no of tests were performed

INR in mn except EPS, NABL & NABH

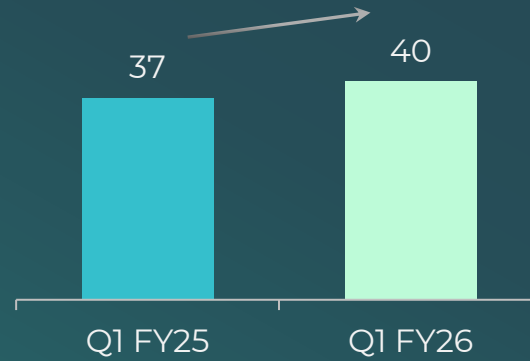
Q1 FY26 – Centre Growth

Radiology

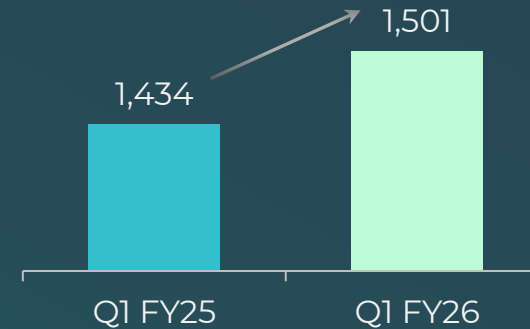
CT Centre



MRI Centre



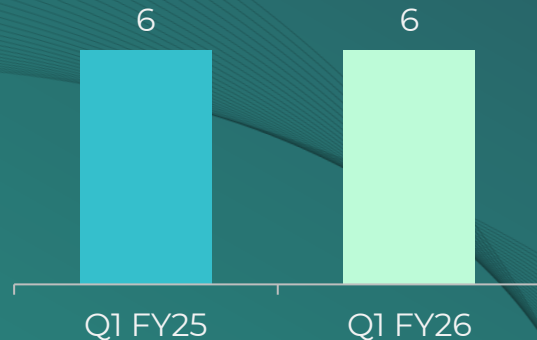
Tele- Radiology Centre



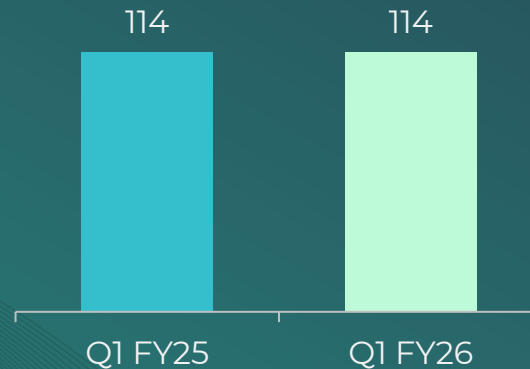
Upon completion of our existing order book, we will have **200+ CT/MRI** centres, cementing our position as one of **Asia's Largest Radiology Players.**

Pathology

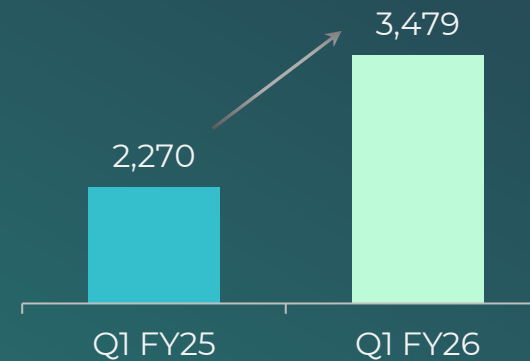
Reference Lab



Satellite Lab



Collection Centres



The Rajasthan project will grow our network to **7** Reference Labs, **41** Mother Labs, **249** Satellite Labs & **5,000+** Collection Centres — making us **India's Deeply Rooted** and **Widely Accessible** Pathology Service Provider.



Competitive Advantages

Driving Excellence Through Quality



India's 1st CAP Accredited Lab
at Government Facility



India's 1st NABH Accredited
Tele-Radiology Hub



54



National Accreditation Board of
testing's & Calibration Laboratories

31



National Accreditation Board for
Hospitals & Healthcare Providers

We are committed to delivering superior quality as our benchmark and proudly served
~5 mn patients in Q1 FY26, driven by our continuous focus on excellence.

Our Pricing - “Everyone Can Afford”

Segment	Test	Competition 1	Competition 2	Competition 3	Krsnaa	% lower from competitors
Radiology	CT Brain	4,500	4,500	3,500	880	(75)%
Radiology	MRI Brain	8,000	8,250	7,000	1,340	(81)%
Pathology	CBC	250	250	200	37	(82)%
Pathology	Blood Sugar	85	80	70	20	(71)%
Pathology	Thyroid	500	550	550	55	(90)%
Pathology	Vitamin D	1,500	1,250	1,450	153	(89)%
Pathology	Vitamin B12	1,000	1,100	1,300	69	(95)%
Pathology	HbA1C	550	440	400	49	(88)%

By offering services at **over 70% below** market rates, Krsnaa Diagnostics is expanding access to millions across India — and still growing faster than the industry, proving that **scale, efficiency, and impact can go hand in hand.**

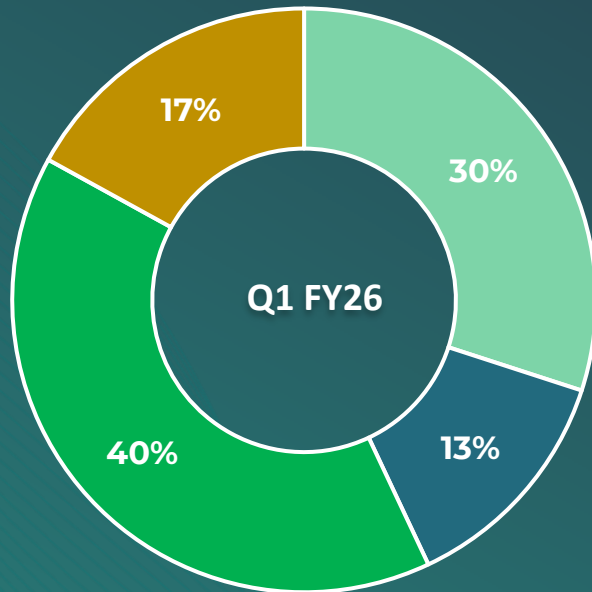
Note:

Amounts are in INR.

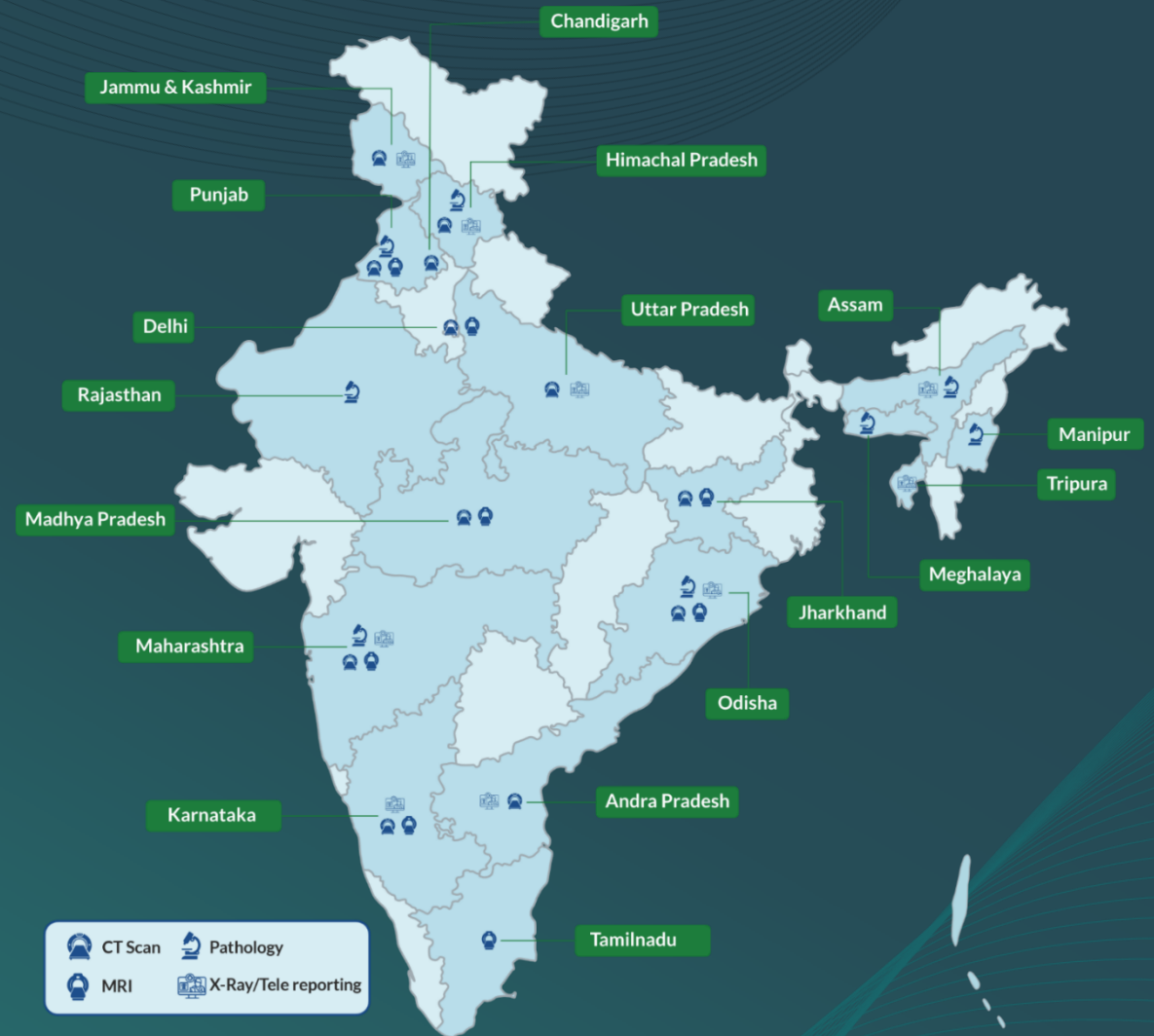
Above mentioned examples from our comprehensive test lists for illustration purpose only and referenced from publicly available information

Presence - PAN India

Well Diversified Regional Revenue Mix



■ West ■ South ■ North ■ East



India map for representation only, not to scale

Growth Levers





New Centres

State-Of-Art Infrastructure **Enabling Reliable Diagnostics**



MRI- Gwalior, Madhya Pradesh



CT- Murtizapur, Maharashtra

Actual centre images

State-Of-Art Infrastructure **Enabling Reliable Diagnostics**



CT- Ranchi, Jharkhand



Ranchi Centre, Jharkhand

Actual centre images

State-Of-Art Infrastructure **Enabling Reliable Diagnostics**



CT/ MRI Centre- Indira Gandhi Hospital, Delhi

Actual centre images



ESG Initiatives

ESG Initiatives



Solar system capable of generating 80 KW of green energy



~20,000 hours Learning and development programs for employees



Using Biodegradable bags for BMW



Workflow digitization eliminated the monthly need for 10,000+ paper



Effluent treatment plants for wastewater reduction



2,500+ Lives touched through CSR Initiatives



Krsnaa Retail - RPL



Krsnaa Retail – RPL

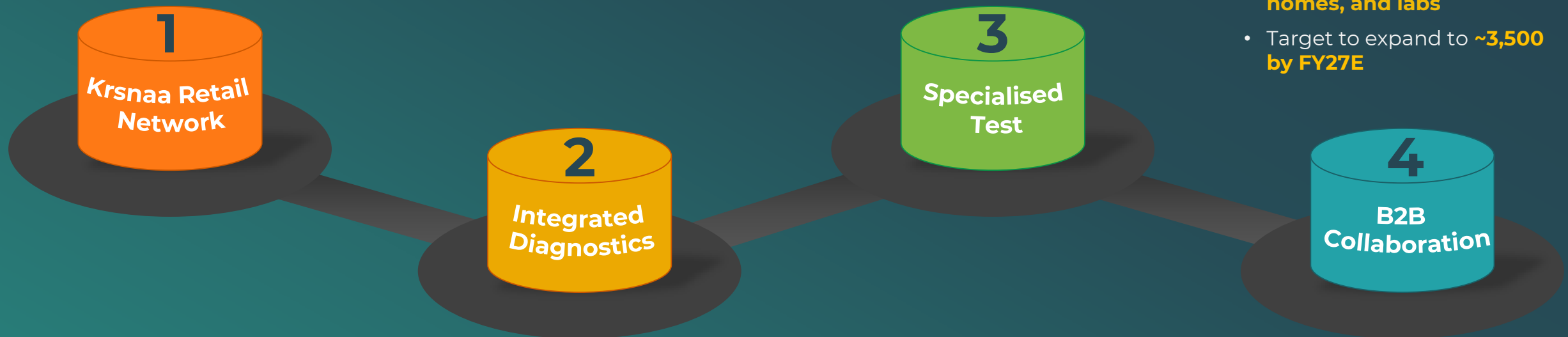
- Focused Expansion: Strengthening presence in 4 high-potential states – Maharashtra, Assam, Odisha, Punjab
- Retail Network: 300 exclusive centres today

→ **700 by FY27E** for **unmatched density and accessibility.**

- Leveraging existing infrastructure for **Radiology & Pathology**, both for better patient care and strategic growth
- Focusing on states where we are largely present due to our PPP Projects

- Integrated Services: Adding pathology to radiology footprint; expanding to **3,200+ diagnostic tests** including advanced genomics.

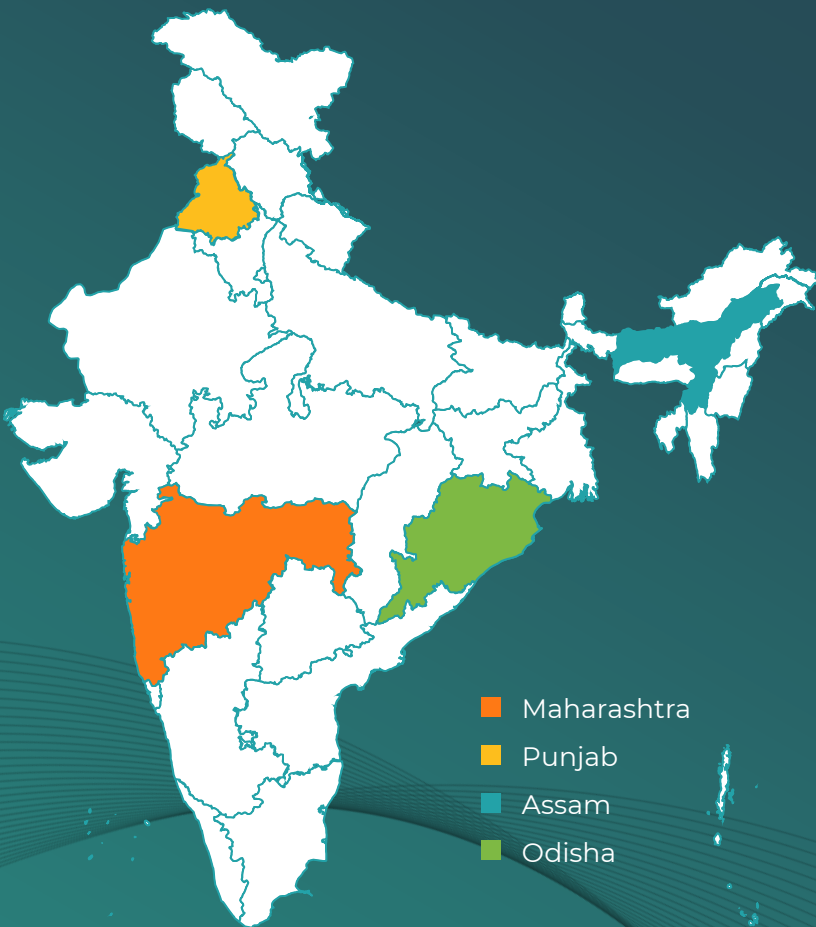
- Partnership with Hospitals, nursing homes and laboratories.
- B2B Growth: Partnering with **850+ hospitals, nursing homes, and labs**
- Target to expand to **~3,500 by FY27E**



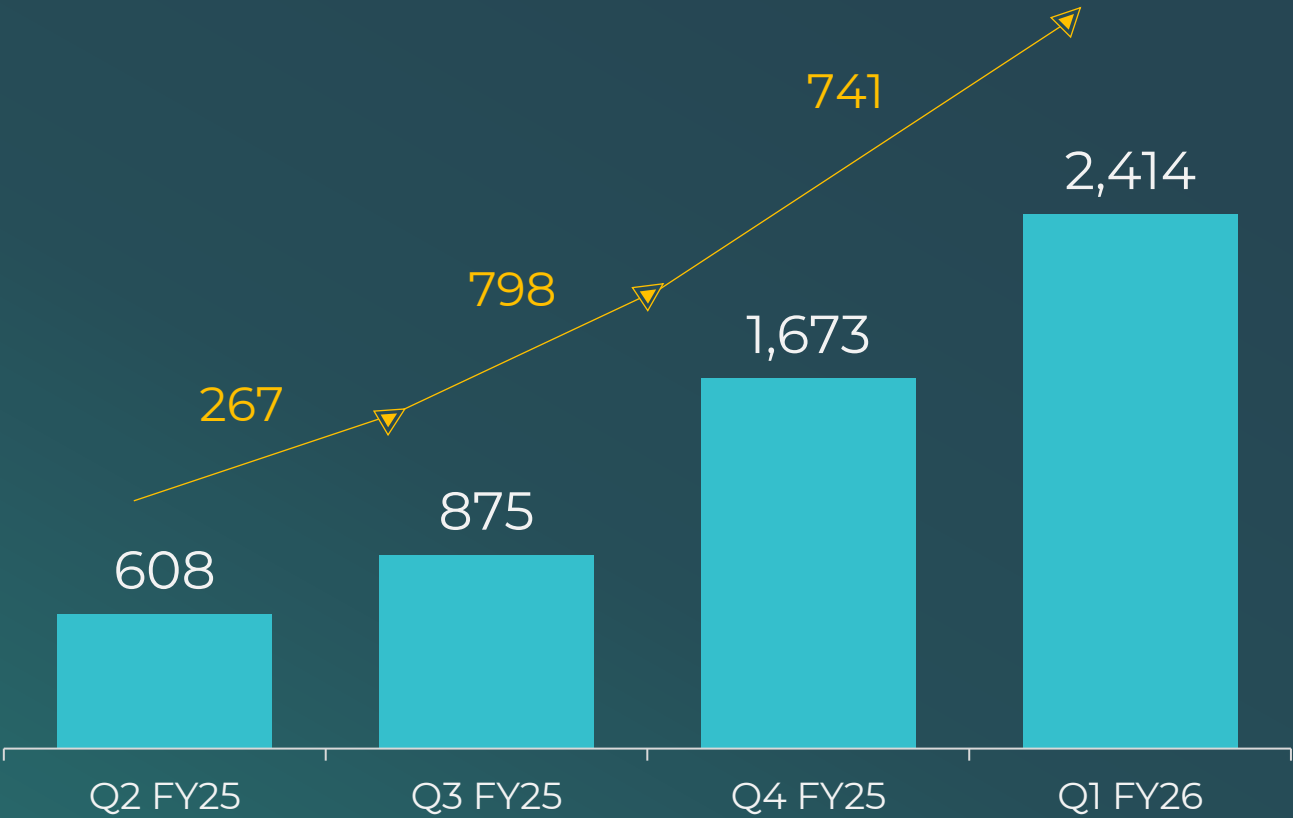
Krsnaa is well-positioned to continue offering highly competitive pricing, reinforcing its leadership as one of the most value-driven service providers in the industry

Growth in Retail Business

Retail Network Key Geographies



India map for representation only, not to scale



“Touch points increased by 741 across 4 states in Q1 FY26”

Foray into Retail

In-shop Branding



Preventive Healthcare - Wellness Packages For All

AYAKSHAM Affordable Packages

Ayaksham Basic 74 Parameters CBC Lipid profile Thyroid Profile LFT KFT Glucose (Fasting) 2220/- ₹799/-	Ayaksham Diabetes 30 Parameters CBC Glucose (Fasting) HbA1c Cholesterol Triglycerides BUN Creatinine Uric Acid 1490/- ₹699/-
Ayaksham Healthy Heart 55 Parameters CBC Lipid Profile HS - CRP Apolipoprotein Profile (Apo A-1, Apo B, Apo A-1/B Ratio) HbA1c BUN Creatinine Electrolyte Urine routine 1490/- ₹1299/-	Ayaksham-Fever Profile-Basic CBC ESR MP Antigen Typhidot IgM Urine Routine 1320/- ₹599/-
Ayaksham Senior Citizen Male 62 Parameters CBC ESR Glucose (Fasting) HbA1c Lipid Profile SGPT Urea Vitamin D Creatinine Uric Acid Calcium Thyroid Profile Vitamin B12 PSA Total Urine Routine 5020/- ₹1849/-	Ayaksham Senior Citizen Female 62 Parameters CBC ESR Glucose (Fasting) HbA1c Lipid Profile SGPT Urea Calcium Vitamin D Creatinine Uric Acid Vitamin B12 Thyroid Profile Urine Routine 5120/- ₹1599/-
Ayaksham Vitamin & Mineral Check Profile 32 Parameters CBC Electrolyte Magnesium Calcium Vitamin D Phosphorus Iron Vitamin B12 3070/- ₹1499/-	Ayaksham - Fever Profile - Advance CBC ESR MP Antigen MP SMEAR Typhidot IgM SGPT Blood Culture Urine Routine 2220/- ₹1649/-
Ayaksham Total 78 Parameters CBC Urine Routine Glucose (Fasting) HbA1c Vitamin D Calcium Vitamin B12 Magnesium Iron Deficiency Profile Thyroid Profile Lipid Profile LFT Electrolyte KFT 7220/- ₹3599/-	Ayaksham - Bone Health - Basic 41 Parameters CBC ESR Glucose (Fasting) SGOT SGPT Urea Calcium Creatinine Uric Acid Lipid Profile Vitamin B12 Vitamin D ALK PO4 4240/- ₹1599/-

Book Now: 020 6814 6815
Website: www.krsnaarpl.com
Email: info@krsnaa.in

Get Tested for Vitamin B-12 Today!

**@ ₹850/-
₹250/-**

Vitamin B-12

Why Vitamin B-12 Testing Is Important?

**A Vitamin B12
Deficiency
Can Cause**

- Anemia
- Weakness
- Nerve Damage
- Depression
- Numbness

Book Your Home Collection Today!
Offer valid from 24th - 31st January 2025

020-6814 6815 **96233 96233**
Website: www.krsnaarpl.com | Email: info@krsnaa.in

Ayaksham
Good Health

Health Check-Up Packages
Preventive Health check Packages

Ayaksham-Basic
74 Parameters
CBC, Lipid profile, Thyroid Profile, LFT, KFT, Glucose (Fasting)
Market Price ₹2220
Offer Price ₹799

Ayaksham-Diabetes
30 Parameters
CBC, Glucose (Fasting), HbA1c, Cholesterol, Triglycerides,
BUN (Blood Urea Nitrogen), Creatinine, Uric Acid
Market Price ₹1490
Offer Price ₹699

Ayaksham-Senior Citizen(Male)
62 Parameters
CBC, ESR, Glucose(Fasting), HbA1c, Lipid Profile, SGPT, Urea, Vitamin D, Creatinine,
Uric Acid, Calcium, Thyroid Profile, Vitamin B12, PSA Total, Urine Routine
Market Price ₹5880
Offer Price ₹1849

Ayaksham-Senior Citizen(Female)
62 Parameters
CBC, ESR, Glucose(Fasting), HbA1c, Lipid Profile, SGPT, Urea, Vitamin D, Creatinine,
Uric Acid, Calcium, Thyroid Profile, Vitamin B12, Urine Routine
Market Price ₹5180
Offer Price ₹1599

Ayaksham-Vitamin & Mineral Check
32 Parameters
CBC, Electrolyte, Magnesium, Calcium, Vitamin D, Phosphorus,
Iron, Vitamin B12
Market Price ₹3870
Offer Price ₹1499

Ayaksham-Fever Profile-Advance
CBC, ESR, MP Antigen, MP SMEAR, Typhidot IgM,
SGPT, Blood Culture, Urine Routine
Market Price ₹2530
Offer Price ₹1649

Ayaksham-Healthy Heart
55 Parameters
CBC, Lipid Profile, HS-CRP, Apolipoprotein Profile(Apo A-1, Apo B, Apo A-1/B Ratio),
HbA1c, BUN (Blood Urea Nitrogen), Creatinine, Electrolyte, Urine Routine
Market Price ₹3960
Offer Price ₹1299

Ayaksham-Fever Profile-Basic
CBC, ESR, MP Antigen, Typhidot IgM, Urine Routine
Market Price ₹1330
Offer Price ₹599

Ayaksham-Bone Health-Basic
41 Parameters
CBC, ESR, Glucose (Fasting), SGOT, SGPT, Urea, Calcium, Creatinine,
Uric Acid, Lipid Profile, Vitamin B12, Vitamin D, ALK PO4
Market Price ₹4440
Offer Price ₹1599

Call Now | To book a test call: 020 6814 6815
Email: info@krsnaa.in | www.krsnaarpl.in | Follow Us

Foray into Retail

Health Checkup Camp/Awareness



Awards & Accolades



Best Diagnostic Lab Chain of the year (West)



Leading HR Transformation Award





Financial Performance

Consolidated Financial Performance

Particulars	Q1 FY 26		Q1 FY 25		Q4 FY 25		FY 25		FY 24	
	Amount	%	Amount	%	Amount	%	Amount	%	Amount	%
Revenue from operations	1,930		1,702		1,861		7,172		6,196	
Expenses										
Cost of Material Consumed	474	25%	429	25%	415	22%	1,693	24%	1,410	23%
Employee benefits expense	350	18%	320	19%	320	17%	1,327	19%	1,105	18%
Fees to hospitals and others	154	8%	123	7%	174	9%	607	9%	654	11%
Other expenses	428	22%	388	23%	410	22%	1,587	22%	1,560	25%
Total Expenses	1,406	73%	1,260	74%	1,319	71%	5,214	73%	4,730	76%
EBITDA Before CSR & ESOP	524	27%	442	26%	542	29%	1,958	27%	1,466	24%
CSR and ESOP	10	1%	15	1%	12	1%	57	1%	24	0%
EBITDA	514	27%	427	25%	530	29%	1,901	27%	1,442	23%
Less: Finance costs	63	3%	53	3%	68	4%	247	3%	165	3%
Less: Depreciation	216	11%	215	13%	220	12%	883	12%	745	12%
Add: Other income	40	2%	73	4%	44	2%	255	4%	168	3%
PBT	275	14%	232	14%	286	15%	1,027	14%	700	11%
Tax	69	4%	53	3%	79	4%	251	4%	132	2%
PAT	205	11%	179	11%	207	11%	776	11%	568	9%

In mn



For further information please contact

Krsnaa Diagnostics

Vivek Jain, Head- Investor Relations



head.investor@krsnaa.in



[Contact: +91 74107 00645](tel:+917410700645)



<https://krsnaadiagnostics.com>