



**MEGASOFT LIMITED**

CIN : L72200TN1999PLC042730

My Home Hub, 1st Floor, Block-3,

Madhapur, Hyderabad - 500081,

Telangana, India.

Tel : +91 (40) 4033 0000; Fax : +91 (40) 4013 3555

website : www.megasoft.com

05<sup>th</sup> June 2021

To,

**BSE Limited**

Phiroze JeeJeeBhoy Towers

Dalal Street, Fort

Mumbai 400001

Scrip Code: 532408

**National Stock Exchange of India Limited**

Exchange Plaza

Bandra-Kurla Complex, Bandra(E)

Mumbai 400051

Symbol: MEGASOFT

Dear Sir/ Madam,

**Sub: Notice of 21st Annual General Meeting (AGM), Annual Report for the financial year 2020-21 & Book Closure for AGM.**

This is to inform you that the 21st AGM of the Members of Megasoft Limited ("**Company**") will be held on Monday, the 28<sup>th</sup> day of June, 2021 at 10.00 A.M. IST through Video Conferencing ("**VC**")/ Other Audio-Visual Means ("**OAVM**") in accordance with the relevant circulars issued by the Ministry of Corporate Affairs and the Securities and Exchange Board of India, from time to time.

In compliance with the relevant circulars, the Annual Report for the financial year 2020-21, comprising the Notice of the AGM and the Standalone and Consolidated Financial Statements for the financial year 2020-21, along with Auditors' Report, Board's Report, and other documents required to be attached thereto, is being sent to all the Members of the Company whose email addresses are registered with the Company/ Depository Participant(s).

The details such as (i) registering/ updating email addresses, (ii) casting vote through e-voting and (iii) attending the AGM through VC/ OAVM has been set out in the Notice of the AGM.

Pursuant to Regulation 42 of SEBI Listing Regulations, Register of Members and Share Transfer Books will remain closed from Tuesday, June 22, 2021 to Monday June 28, 2021 (both days inclusive) for the purpose of Annual General Meeting and the cut-off date shall be Monday, June 21, 2021 to determine the members eligible to vote on the resolutions set out in the Notice of the AGM or to attend the AGM.

This is for your information and records.

Thanking You,

For Megasoft Limited

Shridhar Thathachary  
Chief Financial Officer





**ANNUAL REPORT  
2020-2021**

**MEGASOFT LIMITED**



### Quality Policy

Company is committed to create & deliver innovative products, solutions and services that are consistently of **high quality, delivered on time, at optimum cost.**

### Focus Areas



*G.V. Kumar*  
**G V Kumar**  
 Managing Director &  
 Chief Executive Officer



### Information Security Policy

We will implement adequate security framework with robust controls to ensure **integrity, confidentiality & availability** of information assets and continuously improve by incorporating best practices from the industry.

### Focus Areas



*G.V. Kumar*  
**G V Kumar**  
 Managing Director &  
 Chief Executive Officer



## Certificate of Registration

QUALITY MANAGEMENT SYSTEM - ISO 9001:2015

This is to certify that:  
**Megasoft Ltd.**  
 XIUS (Megasoft Division)  
 My Home Hub, 1st Floor, Block 3  
 Madhapur, Hitech City  
 Hyderabad 500 081  
 Telangana  
 India

Holds Certificate No: **FM 633409**

and operates a Quality Management System which complies with the requirements of ISO 9001:2015 for the following scope:

The Design, Development, Delivery and Support Services for Mobile Enabled Software Products and Solutions.

For and on behalf of BSI:

*Chris Cheung*  
 Chris Cheung, Head of Compliance & Risk - Asia Pacific

Original Registration Date: 2012-04-24  
Latest Revision Date: 2021-04-16

Effective Date: 2021-04-25  
Expiry Date: 2024-04-24

Page: 1 of 1



...making excellence a habit.™

This certificate was issued electronically and remains the property of BSI and is loaned by the conditions of contract.  
 For electronic certificate can be downloaded from [www.bsi.org.uk](http://www.bsi.org.uk)  
 Printed copies can be ordered at [www.bsi.org.uk/bsi/customer-service](http://www.bsi.org.uk/bsi/customer-service) or telephone +44 (0) 300 890000.  
 Further clarifications regarding the scope of this certificate and the applicability of ISO 9001:2015 requirements may be obtained by consulting the organization.  
 This certificate is valid only if provided original copies are in complete set.

Information and Contact: BSI, Queen's Road, Dorset Avenue, Knebworth, Herts, SG5 2EU, UK. Tel: +44 (0) 300 890000  
 BSI is a registered charity, registered in England under number 2905271 and in Scotland under number SC045398. It is a member of the BSI Group of Companies.



# CERTIFICATE

The Certification Body  
of TÜV SÜD South Asia Private Limited

certifies that



**MEGASOFT LIMITED**  
 Block A, Wing 1, Level 5 & 6, Cyber Gateway,  
 Madhapur, Hyderabad - 500 081, Telangana, INDIA

has implemented an Information Security Management System  
 in accordance with **ISO/IEC 27001:2013**  
 For Scope of

**Management of Information Security Applies to  
 Design, Development, Delivery, and Support service of  
 Mobile Enabled Software Products and Solutions**

The certificate is valid From **2020-03-11** until **2023-03-10**  
 Subject to successful completion of annual periodic audits.  
 The present status of this Certificate can be obtained on [www.tuv-sud.com](http://www.tuv-sud.com)  
 Further clarifications regarding the scope of this certificate may be obtained by consulting the certification body.

Certificate Registration No. **99 310 00180**

Version of the statement of applicability:

SoA version: 4.0 dated 03-Feb-2020

Date of Initial certification : **2014-03-11**



Certification Body  
 of TÜV SÜD South Asia Private Limited, Mumbai  
 Member of TÜV SÜD Group





## Corporate Information:

### Board of Directors

GV Kumar, Managing Director  
Anil Kumar Sood  
Anish Mathew  
Leona Ambuja (Ms.)  
Kalyan Vijay Sivalenka  
Upendar Mekala Reddy

### Chief Financial Officer

Shridhar Thathachary

### Company Secretary and Compliance Officer

Srivalli Susarla

### Auditors

M/s. N. C. Rajagopal & Co., Chartered Accountants  
Office No.22, Krishnaswamy Avenue  
Mylapore Road, Opposite Mylapore Club  
Chennai 600 004, Tamil Nadu, India

### Bankers

Axis Bank Limited

### Registered Office

85, Kutchery Road, Mylapore  
Chennai 600004, Tamil Nadu, India

### Corporate Office

01<sup>st</sup> Floor, Block-3, My Home Hub,  
Madhapur, Hyderabad – 500081,  
Telangana, India

### Registrars and Share Transfer Agents

Cameo Corporate Services Limited  
Subramanian Building 1, Club house Road  
Chennai 600004, Tamil Nadu, India

Contents	Page No.
<b>Statutory Reports</b>	
Directors' Report	02
Corporate Governance Report	27
Management's discussion and analysis	38
Auditor's Certificate on Corporate Governance	50
<b>Financial Statements - Consolidated</b>	
Auditor's Report	53
Balance Sheet	59
Statement of Profit and Loss	60
Cash Flow Statement	62
Notes to the consolidated financial statements	63
<b>Financial statement - Standalone</b>	
Auditors' Report	82
Balance Sheet	90
Statement of Profit and Loss	91
Cash Flow Statement	93
Notes to the financial statements	94
Notice of the AGM	113

## MEGASOFT LIMITED

CIN: L72200TN1999PLC042730

21st ANNUAL REPORT

## DIRECTORS' REPORT

To The Members

Your Directors have pleasure to present their Report of your Company on the business and operations for the year ended 31 March 2021.

### Financial Highlights

(₹ in Lakhs)

Particulars	Standalone		Consolidated	
	For the year ended 31 March 2021	For the year ended 31 March 2020	For the year ended 31 March 2021	For the year ended 31 March 2020
Revenues	1646.60	2034.40	5940.22	5673.26
Expenditure	1577.99	1921.32	5530.07	5136.21
Finance cost	273.69	366.67	548.96	682.82
Depreciation	343.30	344.73	363.04	437.58
Operating profit/(loss)	(548.38)	(598.33)	(501.85)	(583.35)
Profit before tax	138.03	51.94	184.55	66.93
Less: Taxes	(0.85)	(3.78)	(0.26)	(3.78)
Profit after tax	138.88	55.73	184.81	70.71
Other Comprehensive Income/(Loss)	(6.66)	(0.10)	(6.66)	(0.10)
Total Comprehensive Income	132.22	55.63	178.15	70.61
Earnings per share				
(equity shares, par value Rs. 10 each)				
Basic (Rs.)	0.31	0.13	0.42	0.16
Diluted (Rs.)	0.31	0.13	0.42	0.16

### Overview

During the financial year ended 31 March 2021, your company recorded consolidated revenues of ₹ 5940.22 lakhs as compared to ₹5673.26 lakhs for the financial year ended 31 March 2020. The consolidated profit was ₹ 178.15 lakhs during the current year as compared to ₹70.61 lakhs in the previous year.

Further, during the year under review there were no changes in nature of business of the company.

### Transfer to Reserves in terms of Section 134(3) (j) of the Companies Act, 2013

For the financial year ended on 31<sup>st</sup> March 2021, the Company transferred Rs.1, 38, 87,732/- to Reserves & Surplus.

### Dividend

On account of inadequacy of profits during the financial year ended 31 March 2021, the Board of Directors of the company have not recommended dividend.

### Transfer of Unclaimed Dividend to Investor Education and Protection Fund

The provisions of Section 125(2) of the Companies Act, 2013 do not apply as there was no dividend declared and paid last year.

## Share Capital

The paid-up equity share capital as on 31 March 2021 was ₹ 4,426.73 lakhs comprising of 4,42,67,293 equity shares of ₹ 10 each. During the year under review, the company has not issued shares with differential voting rights nor granted stock options or sweat equity or bonus shares. The Company has not bought back any of its securities during the year under review.

## Directors and Key Managerial Personnel

The company has received declarations from all the independent directors of the company confirming that they meet the criteria of independence as prescribed under section 149(6) of the Companies Act, 2013 and Schedule IV of the Companies Act, 2013 and Regulation 16(1)(b) of the SEBI (Listing Obligations & Disclosure Requirements) Regulations, 2015.

During the year under review, Mr. Kalyan Vijay Sivalenka has been appointed as an Additional Director of the Company with effect from 29<sup>th</sup> September, 2020.

During the year under review, Mr. Upendar Mekala Reddy has been appointed as an Additional Director of the Company with effect from 29<sup>th</sup> September, 2020.

In accordance with the provisions of the Companies Act, 2013 and in terms of the Memorandum and Articles of Association of the Company, Mr. GV Kumar [DIN-00059107] Director of your Company, retire by rotation at the ensuing AGM and being eligible offers for reappointment.

In accordance with the provisions of the Companies Act, 2013 approval of the Members is being sought at the ensuing Annual General Meeting ('AGM') of your Company for appointment of Mr. Kalyan Vijay Sivalenka [DIN-06404449] and Mr. Upendar Mekala Reddy [DIN-08898174] as Independent Director (Non-Executive) of the Company.

## Board Meetings

The Board of Directors met five (5) times during the financial year. The provisions of Companies Act, 2013 and Regulation 17(2) of SEBI (Listing Obligations & Disclosure Requirements) Regulations, 2015, Secretarial Standard - 1 issued by The Institute of Company Secretaries of India were adhered to in respect of meeting of Board of Directors of the company.

## Compliance with Secretarial Standards

During the year under review, the provisions of Secretarial Standard – 1 (Board Meetings) and 2 (General Meetings) issued by the Institute of Company Secretaries of India (ICSI) were adhered to while conducting the respective Meetings.

## Nomination & Remuneration Policy

The Board has, on the recommendation of the Nomination & Remuneration Committee framed a policy for selection and appointment of Directors, Senior Management and their remuneration. The Remuneration Policy is available on the website of the company and the terms of reference are given separately in the Corporate Governance Report.

## Board Evaluation

Pursuant to the provisions of the Companies Act, 2013 and SEBI (Listing Obligations & Disclosure Requirements) Regulations, 2015, the Board has carried out an annual performance evaluation of its own performance, the directors individually as well as the evaluation of the working of its committees. The manner in which the evaluation has been carried out has been detailed out in the Corporate Governance Report.

## Performance Evaluation Criteria for Independent Directors

The performance evaluation criteria for independent directors are determined by the Nomination and Remuneration Committee. An indicative list of factors on which evaluation was carried out includes participation and contribution by a director, commitment, effective deployment of knowledge and expertise, integrity, experience (including the proficiency) and maintenance of confidentiality and independence of behavior and judgment.

## Directors' Responsibility Statement

To the best of their knowledge and belief and according to the information and explanations obtained by them, your Directors make the following statements in terms of section 134(3)(c) of the Companies Act, 2013:

- (i) in the preparation of the annual financial statements for the year ended 31 March 2021, the applicable accounting standards had been followed along with proper explanations relating to material departures;
- (ii) the directors had selected such accounting policies and applied them consistently and made judgments and estimates that are reasonable and prudent so as to give a true and fair view of the state of affairs of the company as at the end of the financial year and of the profit of the company for the year;
- (iii) the directors had taken proper and sufficient care for the maintenance of adequate accounting records in accordance with the provisions of this Act for safeguarding the assets of the company and for preventing and detecting fraud and other irregularities;
- (iv) the directors had prepared the annual accounts on a "going concern basis";
- (v) the directors, had laid down internal financial controls to be followed by the Company and that such internal financial controls are adequate and were operating effectively; and
- (vi) the directors had devised proper systems to ensure compliance with the provisions of all applicable laws and that such systems were adequate and operating effectively.

## Significant Transactions

During the previous financial year, Block 2 of your Company's IT facility at Nanakramguda, (Hyderabad) was leased out and your company started receiving rentals for the same from the last quarter of this financial year. (Completion of the same as per Joint Development Agreement with M/S Darshita Infrastructure Pvt. Ltd (A Salarpuria Sattva Group Company) as declared by the company vide its disclosure to the Stock Exchanges on 5 February 2020).

## Outlook

A detailed discussion on the performance of the company, industry structure, threats, opportunities, risks, future outlook and strategy is given separately in the Management's Discussion and Analysis section, which forms a part of this annual report.

## Energy Conservation, Technology Absorption and Foreign Exchange Earnings and Outgo

In terms of Section 134(3)(m) of the Companies Act, 2013 and the rules framed thereunder, your Directors furnish the required details below:

**(a) Conservation of Energy:** Your Company uses electric energy for all its equipment's such as air conditioners, computer terminals, lighting and utilities in the work premises. All possible measures have been taken to conserve energy:

- ❖ through periodic energy audits to identify potential areas for saving
- ❖ by incorporating energy-efficient equipment
- ❖ through automation i.e. using timers, automatic level controllers, etc.

**(b) Research and Development (R&D):** At the end of each year, management and the Board jointly develop a list of major risks that the company plans to prioritize in the next year. Key areas of Risk management for the year 2021-22 include Data Security and privacy, Technology obsolescence, Service delivery, retention and development of Human resources, Business competition, Delayed payments from key customers & resultant Cash flow problems and Foreign exchange fluctuations .

**(c) Technology Absorption:** In our quest to offer all our products in a cloud environment, Your Company re-architected and designed multiple components and technologies to enable porting of the services on to the cloud. With our intent to offer all flagship products in cloud, our products require higher configurability, auto scaling and data security frameworks. Your company has made significant progress in this regard during last year.

**(d) Foreign exchange earnings and outgo:**The details of foreign exchange earnings and outgo are given in note no. 28 and 29 of the Notes forming part of the standalone financial statements of the company.

### **Particulars of Contracts or Arrangements made with Related Parties under section 188**

All related party transactions that were entered into during the financial year were on an arm's length basis and were in the ordinary course of business. There are no materially significant related party transactions made by the Company with the promoters, directors, key managerial personnel or other designated persons which may have a potential conflict with the interest of the company at large.

All related party transactions are placed before the Audit/Risk Compliance Committee as also the Board for approval.

The Board of Directors of the company has, on the recommendation of the Audit/Risk Compliance Committee, adopted a policy to regulate transactions between the company and its related parties, in compliance with the applicable provisions of the Companies Act, 2013, the Rules framed thereunder and Regulation 23 of SEBI (Listing Obligations & Disclosure Requirements) Regulations, 2015. This Policy was considered and approved by the Board and has been uploaded on the website of the company.

The details of the Related Party transactions on arm's length basis has been provided in **Annexure -1** appended hereto and forms part of this report.

### **Particulars of Loans, Guarantees & Investments**

Details of Loans, Guarantees and Investments covered under the provisions of Section 186 of the Companies Act, 2013 are given in note no. 3, 5 and 26 of the Notes forming part of the standalone financial statements of the company.

### **Quality certifications**

Your company's quality management system (QMS) has its foundation on decades of experience and industry best practices that are aligned with international standard quality models and certifications. This assures that the company maintains confidentiality, integrity, availability of corporate, and client information.

#### **ISO 9001:2015 – Quality Management System**

QMS enhancing customer satisfaction.

Your company is certified for ISO 9001:2015 by BSI, India. Our products & solutions therefore ensure customer satisfaction.

#### **ISO 27001:2013 – Information Security Management System**

Information security management system enhancing Confidentiality, Availability and Integrity.

### **Risk Management**

Although the company has long been following the principle of risk minimization as is the norm in every industry, it has now become a compulsion.

Therefore, in accordance with Section 134(3)(n) of the Companies Act, 2013 and Regulation 17(9) SEBI (Listing Obligations & Disclosure Requirements) Regulations, 2015 the Board members formally adopted steps for framing, implementing and monitoring the risk management policy for the company.

A disciplined approach to risk is important in a diversified organization like ours in order to ensure that we are executing according to our strategic objectives and that we only accept risk for which we are adequately compensated. We evaluate risk at the individual transaction level, and evaluate aggregated risk at the customer, industry, geographic and collateral-type levels, where appropriate.

At the end of each year, management and the Board jointly develop a list of major risks that company plans to prioritize in the next year. Key areas of Risk Management for the year 2020-21 include Data Security and Privacy, Technology obsolescence, Service Delivery, retention and development of Human Resources, Business competition, Delayed payments from key customers & resultant cash flow problems and Foreign Exchange fluctuations.



The main objective of Your Company's risk management policy is to ensure sustainable business growth with stability and to promote a pro-active approach in reporting, evaluating and resolving risks associated with the business. In order to achieve the key objective, the policy establishes a structured and disciplined approach to Risk Management, in order to guide decisions on risk related issues. The risk governance structure is led by the Audit/Risk Compliance Committee, chaired by Mr. Anil Kumar Sood.

This committee is responsible for the effective management of the risks facing the Company. The Committee meets on a quarterly basis and reports to the Board. As a matter of policy, these risks are assessed and steps as appropriate are taken to mitigate the same.

### **Internal Control Systems and Their Adequacy**

The Company has an Internal Control System, commensurate with the size, scale and complexity of its operations. The scope and authority of the Internal Audit (IA) function is defined in the Internal Audit Charter. To maintain its objectivity and independence, the Internal Audit function reports to the Chairman of the Audit/Risk Compliance Committee of the Board.

The Internal Audit monitors and evaluates the efficacy and adequacy of internal control system in the company, its compliance with operating systems, accounting procedures and policies at all locations of the company and its subsidiaries. Based on the report of internal audit function, process owners undertake corrective action in their respective areas and thereby strengthen the controls. Significant audit observations and corrective actions thereon are presented to the Audit/Risk Compliance Committee of the Board.

### **Internal financial control with reference to the financial statements**

The Company has in place adequate internal financial controls with reference to financial statements. During the year no material weakness in the design or operation was observed.

### **Vigil Mechanism / Whistle Blower Policy**

In order to ensure that the activities of the company and its employees are conducted in a fair and transparent manner by adoption of highest standards of professionalism, honesty, integrity and ethical behavior, the company has adopted a vigil mechanism policy. This policy is explained in corporate governance report and also posted on the website of the company.

### **Enhancing Shareholder Value**

Enhancing Shareholder Value is the common thread that runs through everything we do as a company from innovating new products and broadening our existing portfolio, to successful restructuring efforts and improving our working capital.

Throughout our history, delivering value to our shareholders has been and will continue to be uppermost in our minds as we manage our business. However, in the last few years, due to declining revenues and performance, the company has been unable to declare dividends. Your company is also committed to creating value for all its stakeholders by ensuring that its corporate actions positively impact the stock price and creation of Shareholder Value.

### **Corporate Social Responsibility**

The provisions for corporate social responsibility ("CSR") under the Companies Act, 2013, are not applicable to the company for the current financial year. However, your company has been, over the years, pursuing as part of its corporate philosophy, an unwritten CSR policy voluntarily which goes much beyond mere philanthropic gestures and integrates interest, welfare and aspirations of the community with those of the company itself in an environment of partnership for inclusive development.

### **Corporate Governance**

A report on Corporate Governance including the relevant Auditors' Certificate regarding compliance with the conditions of Corporate Governance as stipulated in Regulation 34(3) and Schedule V of SEBI (Listing Obligations & Disclosure Requirements) Regulations, 2015, is annexed. Management's Discussion and Analysis is also annexed.

## Performance and Financial Position of each of the Subsidiaries, Associates and Joint Venture Companies included in the Consolidated Financial Statement

The Consolidated Financial Statements relates to the Company, XIUS Holding Corp ( including XIUS Corp & XIUS S DE RL DE CV) and Megasoft Consultants Sdn Bhd. The Financial Statements of the Subsidiaries covered in the Consolidation process are drawn upto the same reporting date as that of the Company i.e., 31<sup>st</sup> March 2021. The Financial Statements of the Company and its Subsidiaries have been combined on a line-by-line basis by adding together like-items of assets, liabilities, income and expenses, after eliminating intra-group balances, intra-group transactions and resulting unrealized profits or losses, unless cost cannot be recovered. The statement pursuant to Section 129 of the Companies Act, 2013 in respect of subsidiaries is attached as **Annexure-2**.

### Deposits

The Company has neither raised nor renewed any Deposits as on March 31, 2021 so as to attract the provisions of Section 73 of the Companies Act, 2013 read with the Companies (Acceptance of Deposits) Rules, 2014 as amended from time to time.

### Extract of Annual Return

The details forming part of the extract of the Annual Return in form MGT-9 has been given in the **Annexure-3** appended hereto and forms part of this report.

### Auditors' Report

Except as specified and explained below, there are no other qualifications, reservations, or adverse remarks or disclaimers in the Auditors' Report. Observations made in the Auditors' Report are self-explanatory and therefore do not call for any further comments under Section 134(1) of the Companies Act, 2013.

### Auditors

#### Statutory Auditors

Members at its 17<sup>th</sup> Annual General Meeting held on July 28, 2017 Appointed M/s. N. C. Rajagopal & Co., [Firm Registration No.003398S], Chartered Accountants to hold office as auditors of the company till the conclusion of the 22<sup>nd</sup> Annual General Meeting to be held in the year 2022. The requirement of annual ratification of auditor's appointment at the AGM has been omitted pursuant to Companies (Amendment ) Act, 2017 notified on May 7, 2018

The Statutory Auditors have confirmed that they satisfy the independence criteria required under Companies Act, 2013 Code of Ethics issued by institute of Chartered Accountants of India.

#### Internal Auditor

Mr. R Balasubramanian (FCA-220677), Chartered Accountants, perform the duties of Internal Auditors of the Company and their reports are reviewed by the audit committee from time to time.

#### Secretarial Auditor

Pursuant to the provisions of Sections 204 of the Companies Act, 2013 and the rules framed thereunder, the company has appointed M/s. M Damodaran & Associates LLP, (COP-5081/FCS-5837), to undertake the Secretarial Audit of the company. The Secretarial Auditors' Report, in the prescribed format, for the year ended 31 March 2021 is annexed to this Directors' Report and forms part of the Annual Report (**Annexure-4**). Following are the qualification and observations made by the Secretarial Auditor:

Sr No.	Observations made by the Secretarial Auditors	Comments by the Board of Directors
1.	The Company has complied with the Regulation 17(1)(C) of SEBI (LODR), 2015 with some delay	The Board of Directors of the Company instructed the Company Secretary to ensure that the Company complies with the regulation in time.

## **Details in respect of frauds reported by Auditors other than those which are reportable to the Central Government**

During the year under review, the Statutory Auditors of the Company have not reported any frauds to the Audit Committee or to the Board of Directors as prescribed under Section 143(12) of the Companies Act, 2013 and rules made thereunder.

## **Details of Significant & material orders passed by the Regulators or Courts or Tribunal impacting the going concern status and company's operations in future**

During the financial year under review, there were no significant or material orders issued, impacting the going concern status of the Company.

## **COVID-19 Impact**

The detailed note on the impact of the outbreak of COVID-19 pandemic on the areas of business has been provided in note number 35 to notes to the consolidated financial statements.

## **Material changes from end of financial year to date of this report**

Except as disclosed elsewhere in this report, there have been no other material changes and commitments, which can affect the financial position of the Company occurred between the end of the financial year of the Company and date of this report.

## **Human Resources Development**

Your Company is committed to provide a holistic experience to employees that fosters a culture of high performance led by innovation. Your Company believes that while Technology can enable processes but it is People who lead the company towards its goals and successes. There is a significant focus on creating a fun-filled, high-energy work environment where personal milestones, organizational successes and special occasions are celebrated with fervor and enthusiasm.

## **Particulars of Employees**

There are no employees falling within the provisions of section 134(3)(q) of the Companies Act, 2013 read with Rule 5(2) and 5(3) of The Companies (Appointment and Remuneration of Managerial Personnel) Rules, 2014.

## **Employee Stock Option Scheme**

The company has not issued any employee stock option during the year under review.

## **Disclosure ad per Sexual Harassment of Women at Workplace (Prevention, Prohibition and Redressal) Act, 2013**

Your company has in place an Anti-Sexual Harassment Policy in line with the requirements of the Sexual Harassment of Women at Workplace (Prevention, Prohibition and Redressal) Act, 2013. The Internal Complaints Committee ("ICC") has been set up to redress the complaints received regarding sexual harassment. All employees are covered under this policy. During the year under review the ICC has not received any complaints.

## Corporate Social Responsibility

The Company is not required to constitute a Corporate Social Responsibility Committee as it does not fall within purview of Section 135(1) of the Companies Act, 2013 and hence it is not required to formulate policy on corporate social responsibility.

## Listing with Stock Exchanges

Your company's equity shares are listed on BSE [532408] and NSE [MEGASOFT]. Necessary stock exchange regulations are complied with from time to time.

## Acknowledgments

Your directors place on record their appreciation of the customers, bankers, Government of India and of other countries, Government of Telangana, Government of Tamil Nadu, Registrar and Share Transfer Agent, vendors and technology partners for the support extended. Your directors also wish to place on record their appreciation of the contribution made by employees at all levels without whom the growth of the company is unattainable. Your directors seek and look forward to the same support during future years of growth.

For and on behalf of the Board of Directors of  
Megasoft Limited

.....  
**GV Kumar**  
Managing Director

.....  
**Anil Kumar Sood**  
Director

Place: Hyderabad  
Date: 05th May 2021

**Particulars of contracts/arrangements entered with Related Parties**

(Pursuant to clause (h) of sub-section (3) of section 134 of the Companies Act, 2013, read with Rule 8(2) of the Companies (Accounts) Rules, 2014 – in Form AOC-2)

Particulars of contracts/arrangements entered into by the company with related parties referred to in sub-section (1) of section 188 of the Companies Act, 2013 including certain arm's length transactions under third proviso thereto.

**1. Details of contracts or arrangements or transactions not at arm's length basis: NIL**

During the year ended 31st March 2021, no contracts or arrangements or transaction were entered with Related Parties, which are not at arm's length basis.

**2. Details of material contracts or arrangement or transactions at arm's length basis:**

SI. No.	Name of the Related Party (Nature of relationship)	Nature of Contracts	Duration of contract	Terms of the contract	Amount (₹)
1.	Xius Corp, USA	Sales Services	NA	NA	7,41,02,709.00
2.	Megasoft Consultants Sdn Bhd	Sales Services	NA	NA	4,18,84,053.00
3.	Megasoft Consultants Sdn Bhd	Trade Receivables	NA	NA	3,49,21,051.00
4.	Xius Corp, USA	Trade Receivables	NA	NA	3,42,82,275.19

**Notes:** No advance was paid in respect of the above contracts/ arrangement/ transactions.

For and on behalf of the Board of Directors of  
Megasoft Limited

.....  
**GV Kumar**  
Managing Director

.....  
**Anil Kumar Sood**  
Director

Place: Hyderabad  
Date: 05th May 2021

## Form AOC-1

(Pursuant to first proviso to sub-section (3) of Section 129 read with rule 5 of Companies (Accounts) Rules, 2014)

Statement containing salient features of the Financial Statements or Associate Companies or Joint Ventures

## Part "A": Subsidiaries

Name of the subsidiary	XIUS Holding Corp (includes XIUS Corp & XIUS S DE RL DE CV)	Megasoft Consultants Sdn Bhd
Country	USA & Mexico	Malaysia
Reporting period	31-Mar-21	31-Mar-21
Reporting Currency	USD	MR
Exchange rate (₹)	73.2361	17.6433
	₹ in lakhs	₹ in lakhs
Share Capital	9,261.47	88.22
Reserves	(14,791.60)	(641.06)
Total Assets	6,585.14	197.88
Total Liabilities	12,115.27	750.72
Investments	-	-
Turnover	4,682.31	895.23
Profit / (Loss) before taxation	39.76	6.77
Provision for taxation	-	0.59
Profit / (Loss) after taxation	39.76	6.18
Proposed Dividend	-	0
% of Shareholding	100.00%	100.00%

Names of Subsidiaries which are yet to commence operations: **NIL**

Names of Subsidiaries which have been liquidated or sold during the Year: **NIL**

## Part "B": Associates and Joint Ventures

Statement pursuant to Section 129(3) of the Companies Act, 2013 related to Associate Companies and Joint ventures

There are no associate companies and joint ventures during the current financial year.

Names of Associates which are yet to commence operations: **NIL**

Names of Associates or joint ventures which have been liquidated or sold during the year: **NIL**

For and on behalf of the Board of Directors of  
Megasoft Limited

Place: Hyderabad  
Date: 05th May 2021

.....  
**GV Kumar**  
Managing Director

.....  
**Anil Kumar Sood**  
Director

## Annexure-3

**Form No.MGT-9-Extracts of Annual Return**  
AS ON THE FINANCIAL YEAR ENDED 31.03.2021

[Pursuant to section 92 (3) of the Companies Act, 2013 and rule 12 (1) of the Companies (Management and Administration) Rules, 2014]

**I. REGISTRATION AND OTHER DETAILS:**

1	CIN	L72200TN1999PLC042730
2	Registration Date	29/06/1999
3	Name of the Company	Megasoft Limited
4	Category/Sub-Category of the Company	Company limited by Shares / Non-Govt Company
5	Address of the Registered office and contact details	No. 85, Kutchery Road, Mylapore, Chennai 600004, Tamil Nadu, India.
6	Whether listed company	Yes
7	Name, Address and Contact details of Registrar and Transfer Agent, if any	Cameo Corporate Services Limited, Subramanian Buildings 1, Club House Road, Chennai 600004, Tamil Nadu, India.

**II. PRINCIPAL BUSINESS ACTIVITIES OF THE COMPANY**

All the business activities contributing 10% or more of the total turnover of the company shall be stated:-

Sl.No.	Name and Description of main products/services	NIC Code of the Product/services	%to total turnover of the company
1	Computer programming, consultancy and related activities	620	100%

**III. PARTICULARS OF HOLDING, SUBSIDIARY AND ASSOCIATE COMPANIES**

Sl.No.	Name and Address of the Company	CIN/GLN	Holding/Subsidiary/Associate	%of shares held	Applicable Section
1	<b>Megasoft Consultants Sdn Bhd</b> Suite18-3, D' Wangsa,Jalan Wangsa Delima 11,53300 Kuala Lumpur, Malaysia	Foreign Company	Subsidiary	100%	2(87)
2	<b>XIUS Holding Corp</b> 15 Tyngsboro Road,Unit 8C, North Chelmsford, MA 01863, USA	Foreign Company	Subsidiary	100%	2(87)
3	<b>XIUS Corp</b> 15TyngsboroRoad,Unit8C, North Chelmsford, MA 01863, USA	Foreign Company	Subsidiary	100%	2(87)
4	<b>XIUS S DE RL DE CV</b> Paseo de la Reforma 505 piso 32 Col Cuauhtemoc CP 06500, Ciudad de Mexico, Mexico	Foreign Company	Subsidiary	100%	2(87)

#### IV. SHARE HOLDING PATTERN

(Equity Share Capital Break up as percentage of Total Equity)

##### i. Category-wise Share Holding

Sl No.	Category of Shareholders	No. of Shares held at the beginning of the year				No. of Shares held at the end of the year				%Change during the year
		Demat	Physical	Total	% of Total Shares	Demat	Physical	Total	% of Total Shares	
<b>A</b>	<b>Promoter</b>									
1	<b>Indian</b>									
A	Individual / HUF	3203956	--	3203956	7.24	--	--	--	--	-7.24
B	Central Govt	--	--	--	--	--	--	--	--	--
C	State Govt(s)	--	--	--	--	--	--	--	--	--
D	Bodies Corp	--	--	--	--	--	--	--	--	--
E	Banks / FI	--	--	--	--	--	--	--	--	--
F	Any Other	--	--	--	--	--	--	--	--	--
	<b>Sub-total (A)(1):-</b>	<b>3203956</b>	<b>--</b>	<b>3203956</b>	<b>7.24</b>	<b>--</b>	<b>--</b>	<b>--</b>	<b>--</b>	<b>-7.24</b>
2	<b>Foreign</b>									
A	NRIs-Individuals	--	--	--	--	--	--	--	--	--
B	Other-Individuals	--	--	--	--	--	--	--	--	--
C	Bodies Corp.	--	--	--	--	--	--	--	--	--
D	Banks / FI	--	--	--	--	--	--	--	--	--
E	Any Other	--	--	--	--	--	--	--	--	--
	<b>Sub-total (A)(2):-</b>	<b>--</b>	<b>--</b>	<b>--</b>	<b>--</b>	<b>--</b>	<b>--</b>	<b>--</b>	<b>--</b>	<b>--</b>
	<b>Total Shareholding of Promoters (A)=(A)(1)+(A)(2)</b>	<b>3203956</b>	<b>--</b>	<b>3203956</b>	<b>7.24</b>	<b>--</b>	<b>--</b>	<b>--</b>	<b>--</b>	<b>-7.24</b>
<b>B</b>	<b>Public Shareholding</b>									
1	<b>Institutions</b>									
A	Mutual Funds	--	--	--	--	--	--	--	--	--
B	Banks / FI	2605	--	2605	0.0058	212	--	212	0.0004	-0.0054
C	Central Govt	--	--	--	--	--	--	--	--	--
D	State Govt(s)	--	--	--	--	--	--	--	--	--
E	Venture Capital Funds	3762375	--	3762375	8.4992	3762375	--	3762375	8.4992	--
F	Insurance Companies	30478	--	30478	0.0688	30478	--	30478	0.0688	--
G	FIs	--	--	--	--	--	--	--	--	--
H	Foreign Venture Capital Funds	--	--	--	--	--	--	--	--	--
I	Others (specify)									
	<b>Sub-total (B)(1):-</b>	<b>3795458</b>	<b>--</b>	<b>3795458</b>	<b>8.5738</b>	<b>3793065</b>	<b>--</b>	<b>3793065</b>	<b>8.5685</b>	<b>-0.0054</b>



Sl No.	Category of Shareholders	No. of Shares held at the beginning of the year				No. of Shares held at the end of the year				%Change during the year
2.	<b>Non Institutions</b>									
A	Bodies Corp.									
I	Indian	3214894	2052562	5267456	11.8992	6453799	1187	6454986	14.5818	2.6826
li	Overseas	--	--	--	--	--	--	--	--	--
B	Individuals									
I	Individual shareholders holding nominal share capital upto `1 lakh	9899106	320174	10219280	23.0862	9478477	320174	9798651	22.1351	-0.9511
li	Individual shareholders holding nominal share capital in excess of `1 lakh	15049272	1914400	16963672	38.3210	17327086	1914400	19241486	43.4665	5.1455
C	Others (Specify)									
	Clearing Members	40953	--	40953	0.0925	228769	--	228679	0.5167	0.4242
	Directors and their relatives	2367323	--	2367323	5.35	2263932	--	2263932	5.1142	-0.2358
	Hindu Undivided Family	979410	--	979410	2.2124	942507	--	942507	2.1291	-0.0833
	Non Resident Indians	1407619	22061	1429680	3.2296	1521731	22061	1543792	3.4874	0.2578
	Trusts	105	--	105	0.0002	105	--	105	0.0002	--
		4795410	22061	4817471	10.8826	4957044	22061	4979105	11.2478	0.3652
	<b>Sub-total (B)(2):-</b>	<b>32958682</b>	<b>4309197</b>	<b>37267879</b>	<b>84.1882</b>	<b>38216406</b>	<b>2257822</b>	<b>40474228</b>	<b>91.4314</b>	<b>7.2432</b>
	<b>"Total Public Shareholding(B) = (B)(1)+(B)(2)"</b>	<b>36754140</b>	<b>4309197</b>	<b>41063337</b>	<b>92.7622</b>	<b>42009471</b>	<b>2257822</b>	<b>44267293</b>	<b>100</b>	<b>7.2378</b>
	<b>TOTAL (A)+(B)</b>	<b>39958096</b>	<b>4309197</b>	<b>44267293</b>	<b>100.00</b>	<b>42009471</b>	<b>2257822</b>	<b>44267293</b>	<b>100.00</b>	<b>--</b>
C	Shares held by Custodian	--	--	--	--	--	--	--	--	--
	<b>GRAND TOTAL (A+B+C)</b>	<b>39958096</b>	<b>4309197</b>	<b>44267293</b>	<b>100.00</b>	<b>42009471</b>	<b>2257822</b>	<b>44267293</b>	<b>100.00</b>	<b>--</b>

ii. \*Shareholding of Promoters

Sl. No	Shareholder's Name	Shareholding at the beginning of the year			Shareholding at the end of the year			%change in shareholding during the year
		No. of Shares	% of total Shares of the company	% of Shares Pledged/encumbered to total shares	No. of Shares	% of total Shares Of the company	% of Shares Pledged/encumbered to total shares	
1	RavindraBabu S.	2688768	6.07	--	--	--	--	-6.07
2	S Ravindra Babu(HUF)	512126	1.16	--	--	--	--	-1.16

3	S Rajagopal Reddy	3062	0.01	--	--	--	--	-0.01
	<b>Total</b>	3203956	7.24	--	--	--	--	--

\* During the year the National Stock Exchange of India Limited vide letter dated 18.02.2021 and BSE Limited vide letter dated 18.02.2021 have approved the applications made by the Company in respect of reclassification of Mr. Ravindra Babu S, S. Ravindra Babu (HUF) and Mr. S. Rajagopal Reddy from "Promoter and Promoter group" category to "Public Category" due to reclassification under regulation 31A of the SEBI (Listing Obligations and Disclosure Requirements) Regulations, 2015. The above disclosure reflects the change in the shareholding of promoters accordingly.

**iii. Change in Promoters' Shareholding (please specify, if there is no change)**

Sl. No	Particulars	Shareholding at the beginning of the year		Cumulative Shareholding during the year	
		No. of shares	% of total shares of the company	No. of shares	% of total shares of the company
1.	Ravindra Babu S.				
	At the beginning of the year	2688768	6.07	2688768	6.07
	Decrease in Promoters Shareholding during the year due to re-classification of Promoter & Promoter Group Category to Public Category on 18.02.2021	-2688768	-6.07	0	0
	<b>At the end of the year</b>	<b>0</b>	<b>0</b>	<b>0</b>	<b>0</b>
2.	S Ravindra Babu (HUF)				
	At the beginning of the year	512126	1.16	512126	1.16
	Decrease in Promoters Shareholding during the year due to re-classification of Promoter & Promoter Group Category to Public Category on 18.02.2021	512126	0	0	0
	<b>At the end of the year</b>	<b>0</b>	<b>0</b>	<b>0</b>	<b>0</b>
3.	Rajagopal Reddy S				
	At the beginning of the year	3062	0.01	3062	0.01
	Decrease in Promoters Shareholding during the year due re-classification of Promoter & Promoter Group Category to Public Category on 18.02.2021	-3062	-0-01	0	0
	<b>At the end of the year</b>	<b>0</b>	<b>0</b>	<b>0</b>	<b>0</b>

**iv. Shareholding Pattern of top ten Shareholders:**

(Other than Directors, Promoters and Holders of GDRs and ADRs):

Sl. No	For each of the top 10 Shareholders	Shareholding at the beginning of the year		Date of Purchase/ Sale	Increase/ Decrease in Shareholding	Reason	Cumulative Shareholding during the Year	
		No.of shares	% of total shares of the company				No.of shares	%of total shares of the company
1	ILabs Venture Capital Fund	3762375	8.50	NA	No change	NA	3762375	8.50
2	Ravindra Babu S	*NA	*NA	*NA	No Change	NA	2688768	6.07
3	Sri Power Generation (India) Private Limited	1769822	4.00	NA	No change	NA	1769822	4.00
4	Godavari Greenlands Pvt Ltd	1343750	3.04	NA	No change	NA	1343750	3.04
5	Krishna Prasad Tumuluri	878067	1.9835					
				03/04/2020	9270	Market Purchase	887337	2.0044
				17/04/2020	2853	Market Purchase	890190	2.0109
				24/04/2020	1881	Market Purchase	892071	2.0151
				01/05/2020	3247	Market Purchase	895318	2.0225
				08/05/2020	38123	Market Purchase	933441	2.1086
				15/05/2020	57293	Market Purchase	990734	2.2380
				22/05/2020	27656	Market Purchase	1018390	2.3005
				29/05/2020	14611	Market Purchase	1033001	2.3335
				At the end of the year		1033001	2.3335	
6	Satyavathi Dendukuri	835500	1.89	NA	No change	NA	835500	1.89

Sl. No	For each of the top 10 Shareholders	Shareholding at the beginning of the year		Date of Purchase/ Sale	Increase/ Decrease in Shareholding	Reason	Cumulative Shareholding during the year	
		No. of Shares	% of total shares of the Comp				No. of Shares	% of total shares of the Compan
7	Srinivas Raju D	747600	1.69	NA	No change	NA	747600	1.69
8	Saudamini Thakkala	593392	1.3404					
				03/04/2020	5505	Market Purchase	598897	1.3529
				10/04/2020	2177	Market Purchase	601074	1.3578
				At the end of the year			601074	1.3578
9	S Ravindra Babu (HUF)	*NA	*NA	*NA	No Change	NA	512126	1.1568
10	Veena A	0	0					
				21/08/2020	20290	Market Purchase	20290	0.0458
				28/08/2020	159436	Market Purchase	179726	0.4060
				04/09/2020	22407	Market Purchase	202133	0.4566
				11/09/2020	27816	Market Purchase	229949	0.5194
				18/09/2020	13799	Market Purchase	243748	0.5506
				25/09/2020	-3922	Market Sale	239826	0.5417
				09/10/2020	5426	Market Purchase	245252	0.5540
				16/10/2020	4819	Market Purchase	250071	0.5649
				23/10/2020	4138	Market Purchase	254209	0.5742
				30/10/2020	11026	Market Purchase	265235	0.5991

		13/11/2020	2480	Market Purchase	267715	0.6047
		20/11/2020	6672	Market Purchase	274387	0.6198
		27/11/2020	12182	Market Purchase	286569	0.6473
		11/12/2020	73926	Market Purchase	360495	0.8143
		18/12/2020	11245	Market Purchase	371740	0.8397
		31/12/2020	3600	Market Purchase	375340	0.8478
		01/01/2021	35903	Market Purchase	411243	0.9289
		08/01/2021	53394	Market Purchase	464637	1.0496
		15/01/2021	6298	Market Purchase	470935	1.0638
		22/01/2021	8344	Market Purchase	479279	1.0826
		05/02/2021	-1780	Market Sale	477499	1.0786
		12/02/2021	5131	Market Purchase	482630	1.0902
		19/02/2021	4218	Market Purchase	486848	1.0997
		26/02/2021	15452	Market Purchase	502300	1.1346
		12/03/2021	-1932	Market Sale	500368	1.1303
		At the end of the year			500368	1.1303

\*NA in the beginning since Mr. Ravindra Babu S & Ravindra Babu S (HUF) were promoter at the beginning of the year and pursuant to approval received from the stock exchanges on 18.02.2021 for re-classification of shareholding from promoter to public category, they were re-classified under public category during the year and hence at the end of the year their shareholding is shown under top 10 shareholders of the Company.

**(v) Shareholding of Directors and Key Managerial Personnel:**

Sl. No	Name of the Shareholder	Shareholding at the beginning of the year		Cumulative Shareholding During the year	
		No.of shares	%of total shares of the company	No.of shares	%of total shares of the company
<b>1</b>	<b>GV Kumar, Managing Director</b>				
	At the beginning of the year	2226911	5.0306	2226911	5.0306

Sl. No	Name of the Shareholder	Shareholding at the beginning of the year		Cumulative Shareholding During the year	
	Date wise Increase / Decrease in Promoters Shareholding during the year specifying the reasons for increase / decrease (e.g. allotment / transfer / bonus / sweat equity etc.):	-	-	-	-
	At the end of the year	2226911	5.0306	2226911	5.0306
<b>3</b>	<b>Anil Kumar Sood</b>				
	At the beginning of the year	-	-	-	-
	Date wise Increase / Decrease in Promoters Shareholding during the year specifying the reasons for increase / decrease (e.g. allotment / transfer / bonus / sweat equity etc.):	-	-	-	-
	At the end of the year	-	-	-	-
<b>4</b>	<b>Anish Mathew</b>				
	At the beginning of the year	97570	0.22	97570	0.22
	Date wise Increase / Decrease in Promoters Shareholding during the year specifying the reasons for increase / decrease (e.g. allotment / transfer / bonus / sweat equity etc.):	-	-	-	-
	At the end of the year	97570	0.22	97570	0.22
<b>5</b>	<b>Leona Ambuja (Ms.)</b>				
	At the beginning of the year	-	-	-	-
	Date wise Increase / Decrease in Promoters Shareholding during the year specifying the reasons for increase / decrease (e.g. allotment / transfer / bonus / sweat equity etc.):	-	-	-	-
	At the end of the year	-	-	-	-
<b>6</b>	<b>Kalyan Vijay Sivalenka</b>				
	At the beginning of the year	-	-	-	-
	Date wise Increase / Decrease in Promoters Shareholding during the year specifying the reasons for increase / decrease (e.g. allotment / transfer / bonus / sweat equity etc.):	-	-	-	-
	At the end of the year	-	-	-	-
<b>7</b>	<b>Upendar Mekala Reddy</b>				
	At the beginning of the year	-	-	-	-
	Date wise Increase / Decrease in Promoters Shareholding during the year specifying the reasons for increase / decrease (e.g. allotment / transfer / bonus / sweat equity etc.):	-	-	-	-
	At the end of the year	-	-	-	-
<b>8</b>	<b>Shridhar Thathachary, KMP</b>				
	At the beginning of the year	-	-	-	-

Sl. No	Name of the Shareholder	Shareholding at the beginning of the year		Cumulative Shareholding During the year	
	Date wise Increase / Decrease in Promoters Shareholding during the year specifying the reasons for increase / decrease (e.g. allotment / transfer / bonus / sweat equity etc.):	-	-	-	-
	At the end of the year	-	-	-	-
9	<b>Srivalli Susarla, KMP</b>	-	-	-	-
	At the beginning of the year				
	Date wise Increase / Decrease in Promoters Shareholding during the year specifying the reasons for increase / decrease (e.g. allotment / transfer / bonus / sweat equity etc.):	-	-	-	-
	At the end of the year	-	-	-	-

#### V. INDEBTEDNESS

Indebtedness of the Company on Standalone basis including interest out-standing/accrued but not due for payment

Sl. No.	Particulars	Secured Loans excluding deposits	Unsecured Loans	Deposits	Total Indebtedness
		₹ in lakhs	₹ in lakhs	₹ in lakhs	₹ in lakhs
	<b>Indebtedness at the beginning of the financial year</b>				
I	Principal Amount	847.92			847.92
ii	Interest due but not paid		68.86		68.86
iii	Interest accrued but not due				
	<b>Total (i+ii+iii)</b>	<b>847.92</b>	<b>68.86</b>	<b>0</b>	<b>916.78</b>
	<b>Change in Indebtedness during the financial year</b>				
	*Addition	0	0		0
	*Reduction	735.57			735.57
	<b>Net Change</b>	<b>735.57</b>	<b>0</b>		<b>735.57</b>
	<b>Indebtedness at the end of the financial year</b>				
i	<b>Principal Amount</b>	<b>112.35</b>			<b>112.35</b>
ii	<b>Interest due but not paid</b>		<b>68.86</b>		<b>68.86</b>
iii	<b>Interest accrued but not due</b>				
	<b>Total (i+ii+iii)</b>	<b>112.35</b>	<b>68.86</b>	<b>0</b>	<b>181.21</b>

#### Note: SBLC

Issuance of Stand-by Letter of credit by the company's bankers for USD 4.15 Mn in respect of working capital loan taken by the wholly owned subsidiary. The said loan taken by the subsidiary is further secured by way of a corporate guarantee of the company.

## VI.REMUNERATION OF DIRECTORS AND KEY-MANAGERIAL PERSONNEL

### A. Remuneration to Managing Director, Whole-time Directors and/or Manager

Sl. No.	Particulars of Remuneration	Name of MD/WTD/ Manager	Total Amount
		GV Kumar, MD	
		₹ in lakhs	₹ in lakhs
1	Gross Salary		
(a)	Salary as per provisions contained in section 17(1) of the Income-tax Act, 1961	38.98	38.98
(b)	Value of perquisites u/s 17(2) Income-tax Act, 1961	--	--
(c)	Profits in lieu of salary u/s17(3) Income-tax Act, 1961	--	--
2	Stock Option	No stock options were granted during the year under review	--
3	Sweat Equity	--	--
4	Commission	--	--
	- as % of profit	--	--
	- other, specify...	--	--
5	Others, please specify	--	--
	Total (A)	<b>38.98</b>	<b>38.98</b>
	Ceiling as per the Act	It is in accordance with the provisions of the Companies Act, 2013	

### B. REMUNERATION TO OTHER DIRECTORS:

Sl. No.	Particulars of Remuneration	Name of Directors					Total Amount
		Anil Kumar Sood	Anish Mathew	Leona Ambuja (Ms.)	Kalyan Vijay Sivalenka	Upendar Mekala Reddy	
		₹ in lakhs	₹ in lakhs	₹ in lakhs	₹ in lakhs	₹ in lakhs	₹ in lakhs
1	Independent Directors						
	Fee for attending board / committee meetings	1.80	1.80	1.80	0	0	5.40
	Commission						
	Others, please specify						
	Total (1)	1.80	1.80	1.80	0	0	5.40
2	Other Non-Executive Directors						



	Fee for attending board / committee meetings				0.15	0.45	0.60
	Commission						
	Others, please specify						
	Total (2)						
	Total (B) = (1+2)	1.80	1.80	1.80	0.15	0.45	6.00
	Total Managerial Remuneration						
	Overall ceiling as per the Act						It is in accordance with the provisions of the Companies Act, 2013

**C. REMUNERATION TO KEY MANAGERIAL PERSONNEL OTHER THAN MD/MANAGER/WTD**

Sl. No.	Particulars of Remuneration	SHRIDHAR THATHACHARY, CFO	SRIVALLI SUSARLA CS	Total amount
		₹ in lakhs	₹ in lakhs	₹ in lakhs
1	Gross Salary			
(a)	Salary as per provisions contained in section 17(1) of the Income-tax Act, 1961	38.23	3.14	41.37
(b)	Value of perquisites u/s 17(2) Income-tax Act, 1961			
(c)	Profits in lieu of salary u/s17(3) Income-tax Act, 1961	--	--	--
2	Stock Option	No stock options were granted during the year under review	No stock options were granted during the year under review	
3	Sweat Equity	--	--	--
4	Commission	--	--	--
	- as % of profit	--	--	--
	- other, specify...	--	--	--
5	Others, please specify	--	--	--
	<b>Total</b>	<b>38.23</b>	<b>3.14</b>	<b>41.37</b>

**VII. PENALTIES/PUNISHMENT/COMPOUNDING OF OFFENCES :**

	Type	Section of the Companies Act	Brief Description	Details of Penalty/Punishment/Compounding fees imposed	Authority[R D/ NCLT /Court]	Appeal made. If any(give details)
<b>A.</b>	<b>A. Company</b>					
	Penalty					
	Punishment					
	Compounding					
<b>B.</b>	<b>B. Directors</b>					
	Penalty					
	Punishment					
	Compounding					
<b>C.</b>	<b>C. Other Officers In Default</b>					
	Penalty					
	Punishment					
	Compounding					

For and on behalf of the Board of Directors of  
**Megasoft Limited**

Place: Hyderabad  
Date: 05th May 2021

.....  
**GV Kumar**  
Managing Director

.....  
**Anil Kumar Sood**  
Director

**Form No. MR-3**

**SECRETARIAL AUDIT REPORT**

FOR THE FINANCIAL YEAR ENDED 31st March, 2021

[Pursuant to section 204(1) of the Companies Act, 2013 and

Rule No.9 of the Companies (Appointment and Remuneration of Managerial Personnel) Rules, 2014]

To

The Members

**Megasoft Limited**

CIN: L72200TN1999PLC042730

No.85, Kutcheri Road,

Mylapore, Chennai – 600 004.

I, M. Damodaran, Managing Partner of M Damodaran & Associates LLP, Practicing Company Secretaries have conducted the secretarial audit of the compliance of applicable statutory provisions and the adherence to good corporate practices by **M/s. MEGASOFT LIMITED** (herein after called the “Company”). Secretarial Audit was conducted in a manner that provided me a reasonable basis for evaluating the corporate conducts/statutory compliances and expressing my opinion thereon.

Based on my verification of **M/s. MEGASOFT LIMITED’s** books, papers, minute books, forms and returns filed and other records maintained by the Company and also the information provided by the Company, its officers, agents and authorised representatives during the conduct of secretarial audit, I hereby report that in my opinion, the company has during the audit period covering the financial year ended on **31st March, 2021** complied with the statutory provisions listed here under and also that the Company has proper Board-processes and compliance-mechanism in place to the extent, in the manner and subject to the reporting made herein after:

I have examined the books, papers, minute books, forms and returns filed and other records maintained by M/s. MEGASOFT LIMITED for the financial year ended on **31st March, 2021** according to the provisions of:

- (i) The Companies Act, 2013 (the Act) and the rules made there under;
- (ii) The Securities Contracts (Regulation) Act, 1956 (‘SCRA’) and the rules made there under;
- (iii) Foreign Exchange Management Act, 1999 and the rules and regulations made there under to the extent of Foreign Direct Investment and Overseas Direct Investment;
- (iv) The Depositories Act, 1996 and the Regulations and Bye-laws framed thereunder;
- (v) The following Regulations and Guidelines prescribed under the Securities and Exchange Board of India Act, 1992 (‘SEBI Act’):- (to the extent applicable)
  - (a) The Securities and Exchange Board of India (Substantial Acquisition of Shares and Takeovers) Regulations, 2011;
  - (b) The Securities and Exchange Board of India (Prohibition of Insider Trading) Regulations, 2015;

- (c) The Securities and Exchange Board of India (Issue of Capital and Disclosure Requirements) Regulations, 2018;
- (d) The Securities and Exchange Board of India (Employee Stock Option Scheme and Employee Stock Purchase Scheme) Guidelines, 1999; and
- (e) The Securities and Exchange Board of India (Registrars to an Issue and Share Transfer Agents) Regulations, 1993 regarding the Companies Act and dealing with client.
- (vi) Other laws as may be applicable specifically to the company – NIL

I have also examined compliance with the applicable Regulations and Standards of the following:

- (a) The Listing Agreements entered into by the Company with the National Stock Exchange of India Limited and BSE Limited under The Securities and Exchange Board of India (Listing Obligations and Disclosure Requirements) Regulations, 2015 and
- (b) The Secretarial Standards issued by the Institute of Company Secretaries of India.

During the period under review the Company has complied with the provisions of the Act, Rules, Regulations, Guidelines, Standards, etc. mentioned above subject to the following observations:

1. The Company has complied with the Regulation 17(1)(C) of SEBI (LODR), 2015 with some delay.

**I further report** that the Board of Directors of the Company is constituted with Executive Director, Non-Executive Directors and Independent Directors. The change in the composition of the Board of Directors that took place during the period under review was carried out in compliance with the provisions of the Act. Notice is given to all directors to schedule the Board Meetings, agenda and detailed notes on agenda were sent at least seven days in advance, and a system exists for seeking and obtaining further information and clarifications on the agenda items before the meeting and for meaningful participation at the meeting.

**I further report that** there are adequate systems and processes in the company commensurate with the size and operations of the company to monitor and ensure compliance with applicable laws, rules, regulations and guidelines.

**I further report that** during the audit period there was no specific/major events in the Company.

Place: Chennai

For M DAMODARAN & ASSOCIATES LLP

Date: 04.05.2021

M. DAMODARAN  
Managing Partner  
Membership No.: 5837  
COP. No.: 5081  
ICSI UDIN No.: F005837C000235385

(This report is to be read with my letter of even date which is annexed as Annexure 1 and forms an integral part of this report)

To,  
The Members,  
**Megasoft Limited**  
CIN: L72200TN1999PLC042730  
NO.85, Kutchery Road, Mylapore,  
Chennai – 600 004.

My report of even date is to be read along with this letter.

1. Maintenance of secretarial record is the responsibility of the management of the company. My responsibility is to express an opinion on these secretarial records based on my audit.
2. I have followed the audit practices and processes as were appropriate to obtain reasonable assurance about the correctness of the contents of the Secretarial records. The verification was done on test basis to ensure that correct facts are reflected in secretarial records. I believe that the processes and practices, I followed provide a reasonable basis for my opinion.
3. I have not verified the correctness and appropriateness of financial records and Books of Accounts of the company.
4. Where ever required, I have obtained the Management representation about the compliance of laws, rules and regulations and happening of events etc.
5. The compliance of the provisions of Corporate and other applicable laws, rules, regulations, standards is the responsibility of management. My examination was limited to the verification of procedures on test basis.
6. The Secretarial Audit report is neither an assurance as to the future viability of the company nor of the efficacy or effectiveness with which the management has conducted the affairs of the company.
7. I have conducted online verification & examination of records, as facilitated by the Company, due to Covid 19 and subsequent lockdown situation for the purpose of issuing this Report.

Place: Chennai  
Date: 04.05.2021

For **M DAMODARAN & ASSOCIATES LLP**

M. DAMODARAN  
Managing Partner  
Membership No.: 5837  
COP. No.: 5081  
ICSI UDIN No.: F005837C000235385

## Corporate Governance Report

The SEBI (Listing Obligations and Disclosure Requirements) Regulations, 2015 have incorporated the principles for corporate governance in line with the Organisation for Economic Co-operation and development (OECD) principles and provide board principles for periodic disclosures by listed entities in line with the International Organization of Securities Commissions (IOSCO) principles.

### 1 COMPANY'S PHILOSOPHY ON CODE OF GOVERNANCE

The company believes in adapting and adhering globally recognized standards of corporate conduct towards its employees, clients and society. Corporate Governance is an on-going process ensuring integrity, transparency and accountability in dealing with employees, shareholders, customers and the community at large. The company has benchmarked its practices with the prevailing guidelines by upholding the core values across all aspects of its operations. The company's Board is fully aware of its fiduciary responsibilities in the widest sense of the term. The company's disclosures match, if not go beyond, the best practices recommended by all international corporate governance codes.

### 2 BOARD OF DIRECTORS

The composition and category of the Directors on the Board of the Company are given below:

Name of Director	Category of director	DIN No./ Date of Appointment	Committee memberships (excluding in the company) #		Name of other Listed Entity(ies) along with Designation held	No of Directorship (s) held in Indian Public Limited Companies (excluding in the Company)*	No. of shares held in the company	
			Member	Chairman			No. of shares	%
GV Kumar	Managing Director	00059107 01/09/2004	--	--	--	--	22,26,911	5.03 %
Anil Kumar Sood	Independent Non-Executive	00086577 28/04/2007	--	--	--	--	--	--
Anish Mathew	Independent Non-Executive	02545538 31/01/2009	--	--	--	--	97,570	0.22 %
Leona Ambuja (Ms.)	Independent Non-Executive	07138817 31/03/2015	--	--	--	--	--	--
Kalyan Vijay Sivalenka	Additional Non-Independent Non-Executive	06404449 29/09/2020	--	--	--	--	--	--
Upendar Mekala Reddy	Additional Non-Independent Non-Executive	08898174 29/09/2020	--	---	--	--	--	--

\* Excludes directorships held in Private Limited Companies, Foreign Companies and Section 8 Companies.

# Disclosure of Chairmanship & Membership includes only two committees viz. Audit Committee and Stakeholders' Relationship Committee.

The Board of Directors of the company met five times during the financial year 2020-21:

Director	Board meetings held on				
	April 17, 2020	July 30,2020	September 12,2020	October 30,2020	February 12,2021
GV Kumar	✓	✓	✓	✓	✓
Anil Kumar Sood	✓	✓	✓	✓	✓
Anish Mathew	✓	✓	✓	✓	✓
Ms Leona Ambuja	✓	✓	✓	✓	✓
Kalyan Vijay Sivalenka	NA*	NA*	NA*	Leave of Absence	✓
Upendar Mekala Reddy	NA**	NA**	NA**	✓	✓

\*Kalyan Vijay Sivalenka was appointed as an Additional Director on 29.09.2020

\*\*Upendar Mekala Reddy was appointed as an Additional Director on 29.09.2020

The Board periodically reviews the items required to be placed before it in terms of the Companies Act, 2013 and SEBI (Listing Obligations and Disclosure Requirements) Regulations, 2015 (LODR), in particular reviews and approves quarterly/ half yearly unaudited financial statements and the audited annual accounts, corporate strategies, business plans, annual budgets, projects and capital expenditure. It monitors overall operating performance, progress of major projects and reviews such other items which require Board's attention. It directs and guides the activities of the Management towards the set goals and seeks accountability. It also sets standards of corporate behaviour, ensures transparency in corporate dealings and compliance with laws and regulations. The Agenda for the Board Meeting covers items prescribed under the Companies Act, 2013 and SEBI (Listing Obligations and Disclosure Requirements) Regulations, 2015 the extent these are relevant and applicable. All agenda items are supported by relevant information, documents and presentations to enable the Board to take informed decisions.

#### Board Training and Induction

At the time of appointing a Director, a formal letter of appointment is given to him/ her, which inter alia explains the role, function, duties and responsibilities expected of him / her as a director of the company. The Director is also explained in detail the compliances required from him / her under the Companies Act, 2013, SEBI (Listing Obligations and Disclosure Requirements) Regulations, 2015 and other relevant regulations and his / her affirmation taken with respect to the same.

#### Independent Directors' Meeting

During the financial year under review, the Independent Directors met on July 30, 2020 to discuss:

- Review the performance of the Directors.
- Review the performance of the Executive Directors of the company.
- Assess the quality, quantity and timeliness of flow of information between the Management and the Board that is necessary for the Board to effectively and reasonably perform their duties.

All the Independent Directors were present at the meeting.

### 3 AUDIT/ RISK & COMPLIANCE COMMITTEE

The primary objective of the Committee is to monitor and provide effective supervision of the management's financial reporting process with a view to ensuring accurate, timely and proper disclosure and transparency, integrity and quality of financial reporting. The Committee adheres to the Regulation 18 & 21 of SEBI (Listing Obligations and Disclosure Requirements) Regulations, 2015 in terms of quorum for its meetings, functioning, role and powers as also those set out in the Companies Act, 2013. The functions of the committee include:

- overseeing the company's financial reporting process and disclosure of its financial information to ensure that the financial statements are correct, sufficient and credible;
- recommendation of appointment and removal of external auditor, fixation of audit fee and also approval for payment for any other services;
- review of adequacy of internal audit function, including the reporting structure, coverage and frequency of internal audit;
- review of the company's financial and risk management policies;
- review of the financial reporting system and internal control systems;
- approve quarterly, half yearly and annual financial results including major accounting entries involving exercise of judgments by the management;
- representation by the Statutory Auditors to the management in regard to any internal control weaknesses observed by them during the course of their audit and the action taken by the management thereon;
- discussions with Statutory and Internal Auditors on matters related to their area of audit;
- management Discussion & Analysis of the company's operations;
- review of significant related party transactions;

- review of implementation of the Fraud Risk Management Policy and the Fraud Risk Assessment Reports;
- recommendation for appointment of Statutory Auditors and their remuneration;

The Committee consists of qualified and Independent Non-Executive Directors. All the Members on the Committee have the requisite qualification for appointment on the Committee and possess sound knowledge of finance, accounting practices and internal controls.

The Committee members met four times during the financial year 2020-21:

The Company Secretary is the Secretary of the Audit/Risk & Compliance Committee. The Managing Director and Executive Directors of the company as well as the Internal and Statutory Auditors of the company, attend Committee meetings to brief the Members. The Committee also invites Business and Departmental Heads, to discuss matters concerning their business / departments, as and when it deems necessary.

The Committee members met four times during the financial year 2020-21:

Members	Audit/ Risk & Compliance Committee Meetings held on			
	July 30,2020	September 12, 2020	October 30,2020	February 12,2021
Anil Kumar Sood – Chairperson	✓	✓	✓	✓
Anish Mathew	✓	✓	✓	✓
Leona Ambuja	✓	✓	✓	✓
Upendar Mekala Reddy	NA*	NA*	NA*	✓

\*Upendar Mekala Reddy was appointed as an Additional Director on 29.09.2020 and was appointed as Member of Committee by the Board at its Meeting held on 30.10.2020.

The Company Secretary is the Secretary of the Audit/ Risk & Compliance Committee. The Managing Director and Executive Directors of the company as well as the Internal and Statutory Auditors of the company, attend Committee meetings to brief the Members. The Committee also invites Business and Departmental Heads, to discuss matters concerning their business/ departments, as and when it deems necessary.

#### 4 NOMINATION & REMUNERATION COMMITTEE

The “Nomination and Remuneration committee” is governed by a Charter duly approved by the Board of Directors of the company and in compliance with Section 178 of Companies Act, 2013, and the SEBI (Listing Obligations and Disclosure Requirements) Regulations, 2015.

The remuneration policy as adopted by the company envisages payment of remuneration according to qualification, experience and performance at different levels of the organization. The software engineers as well as those rendering clerical, administrative and professional services are suitably remunerated according to the industry norms.

The terms of reference of the Committee inter alia, include the following:

- Succession planning of the Board of Directors and Senior Management Employees;
- Identifying and selection of candidates for appointment as Directors / Independent Directors based on certain laid down criteria;
- Identifying potential individuals for appointment as Key Managerial Personnel and to other Senior Management positions;
- Formulate and review from time to time the policy for selection and appointment of Directors, Key Managerial Personnel and senior management employees and their remuneration;
- Review the performance of the Board of Directors and Senior Management Employees based on certain criteria as approved by the Board. In reviewing the overall remuneration of the Board of Directors and Senior Management, the Committee ensures that the remuneration is reasonable and sufficient to attract, retain and motivate the best managerial talent, the relationship of remuneration to performance is clear and meets appropriate performance benchmarks and that the remuneration involves a balance between fixed and incentive pay reflecting short term and long term objectives of the Company.

The Committee also approves, allocates and administers the Employee Stock Option Plans delegated by the Board / Shareholders of the company subject to the SEBI Regulations and other statutory regulations from time to time.

The Committee members met two times during the financial year 2020-21:

Director	Nomination & Remuneration Committee Meetings held on	
	July 30,2020	October 30,2020
Anish Mathew - Chairperson	✓	✓
Anil Kumar Sood	✓	✓
Leona Ambuja	✓	✓
Kalyan Vijay Sivalenka	NA*	NA*



\*\*Kalyan Vijay Sivalenka was appointed as an Additional Director on 29.09.2020 and was appointed as Member of Committee by the Board at its Meeting held on 30.10.2020.

The company pays sitting fees of Rs 15,000 per meeting to its non-executive directors for attending the board and committee meetings. The company also reimburses the out-of-pocket expenses incurred by the directors for attending meetings.

The members at the 12th Annual General Meeting held on June 29, 2012 had approved payment of commission to the Non-Executive Directors (NED) within the ceiling of 1% of the net profits of the company as computed under the applicable provisions of the Companies Act, 1956. The said commission subject to the available profits as computed in terms of the Act, is decided each year by the Board of Directors and distributed amongst the NEDs based on their contribution at Board and Committee meetings, as well as the time spent on operational matters other than at meetings.

The details of remuneration paid to directors of the company during the year are given below:

Director	Salary / perquisites	Commission	Sitting fees	Total
	₹ in Lakhs	₹ in Lakhs	₹ in Lakhs	₹ in Lakhs
GV Kumar	38.98	--	--	38.98
Anil Kumar Sood	--	--	1.80	1.80
Anish Mathew	--	--	1.80	1.80
Leona Ambuja	--	--	1.80	1.80
Kalyan Vijay Sivalenka	--	--	0.15	0.15
Upendar Mekala Reddy	--	--	0.45	0.45

The remuneration paid to executive directors exclude contribution to gratuity fund and provision for leave encashment on retirement payable to them since the same is provided on actuarial basis (non-funded) for the company as a whole.

The severance payment to executive directors is in terms of the provisions of Section 202 of the Companies Act, 2013. Notice period of executive directors is as per the company's rules.

## 5 STAKEHOLDERS RELATIONSHIP COMMITTEE

The Stakeholders Relationship Committee of the company is in compliance with Section 178 of the Companies Act, 2013 and the SEBI (Listing Obligations and disclosure Requirements) Regulations, 2015 comprising of Anil Kumar Sood, GV Kumar and Leona Ambuja and Kalyan Vijay Sivalenka\* to deal with various matters relating to:

- approve / refuse / reject registration of transfer / transmission / transposition of shares.
- allot shares on exercise of stock options and to authorize issue of Share Certificates.
- authorise:
  - (i) Issue of duplicate share certificates and issue of share certificates after split / consolidation / re-materialization of shareholding.
  - (ii) Printing of Share Certificates.
  - (iii) Affixation of Common Seal of the Company on Share Certificates.
  - (iv) Directors / Managers / Officers / Signatories for signing / endorsing Share Certificates.
  - (v) Necessary applications / corporate actions to Stock Exchanges and Depositories arising out of and incidental to the exercise of options by the employees.
- monitoring expeditious redressal of investors' grievances.
- non-receipt of Annual Report and declared dividend.
- all other matters related to shares.

The process of share transfer is assigned to Cameo Corporate Services Limited, the Registrar & Share Transfer Agent of the company, for taking care of share transfer formalities on an on-going basis.

There were no pending complaints at the beginning or end of the year. There were no transfers pending at the end of the year. All the investor grievance have been resolved to the satisfaction of the investors.

The Committee met two times during the financial year 2020-21

Members	Stakeholders' Relationship Committee Meetings held on	
	July 30,2020	October 30,2020
Anil Kumar Sood- Chairperson	✓	✓
G V Kumar	✓	✓
Leona Ambuja	✓	✓
Kalyan Vijay Sivalenka	NA*	NA*

\*Kalyan Vijay Sivalenka was appointed as an Additional Director on 29.09.2020 and was appointed as Member of Committee by the Board at its Meeting held on 30.10.2020.

The Company Secretary also functions as the Compliance Officer.

#### 6 CERTIFICATION FROM COMPANY SECRETARY IN PRACTICE

Practicing Company Secretaries, has issued a certificate as required under the Listing Regulations, confirming that none of the directors on the Board of the Company has been debarred or disqualified from being appointed or continuing as director of companies by the SEBI/ Ministry of Corporate Affairs or any such statutory authority. The certificate is enclosed with this section as Annexure A

#### 7 KEY BOARD QUALIFICATIONS, EXPERTISE AND ATTRIBUTES

The Company's Board comprises of qualified members who bring in the required skills, competence and expertise that allow them to make effective contributions to the Board and its committees. The Board members are committed to ensuring that the Company's Board is in compliance with the highest standards of corporate governance.

The table below summarizes the key qualifications, skills, and attributes which are taken into consideration while nominating candidates to serve on the Board.

Definition of Directors Qualifications	
Financial	Leadership of a financial firm or management of the finance function of an enterprise, resulting in proficiency in complex financial management, capital allocation, and financial reporting processes, or experience in actively supervising a principal financial officer, principal accounting officer, controller, public accountant, auditor or person performing similar functions
Gender, ethnic, national, or other diversity	Representation of gender, ethnic, geographic, cultural, or other perspectives that expand the Board's understanding of the needs and viewpoints of our customers, partners, employees, governments, and other stakeholders worldwide
Global business	Experience in driving business success in markets around the world, with an understanding of diverse business environments, economic conditions, cultures, and regulatory frameworks, and a broad perspective on global market opportunities
Leadership	Extended leadership experience for a significant enterprise, resulting in a practical understanding of organizations, processes, strategic planning, and risk management. Demonstrated strengths in developing talent, planning succession, and driving change and long-term growth
Technology	A significant background in technology, resulting in knowledge of how to anticipate technological trends, generate disruptive innovation, and extend or create new business models
Board service and governance	Service on a public company board to develop insights about maintaining board and management accountability, protecting shareholder interests, and observing appropriate governance practices
Sales and marketing	Experience in developing strategies to grow sales and market share, build brand awareness and equity, and enhance enterprise reputation

In the table below, the specific areas of focus or expertise of individual Board members have been highlighted. However, the absence of a mark against a member's name does not necessarily mean the member does not possess the corresponding qualification or skill.

Director	Area of Expertise						
	Financial	Diversity	Global business	Leadership	Technology	Board service and governance	Sales and marketing
GV Kumar	√	√	√	√	√	√	√
Anil Kumar Sood	√	√	√	√	√	√	x
Anish Mathew	√	√	√	√	x	√	√
Leona Ambuja	√	√	√	√	x	√	√
Kalyan Vijay Sivalenka	√	√	√	√	x	√	√
Upendar Mekala Reddy	√	√	√	√	x	√	√

## 8 GENERAL BODY MEETINGS

Annual General Meetings (AGM)

Year	AGM	Location	Date	Time	Special Resolutions passed
2020	20 <sup>th</sup>	AGM through VC/OAVM	22 <sup>nd</sup> September, 2020	10.00 AM	Nil
2019	19 <sup>th</sup>	Gayatri Hall, Hotel Gokulam Park, 67, 1st Avenue, Ashok Nagar, Chennai – 600083	13 <sup>th</sup> August, 2019	9.00 AM	5
2018	18 <sup>th</sup>	Gayatri Hall, Hotel Gokulam Park, 67, 1st Avenue, Ashok Nagar, Chennai – 600083	27 <sup>th</sup> September, 2018	9.00 AM	Nil

The resolutions at the last AGM were passed by e-voting and e-voting at the AGM ballot as prescribed under the Companies Act, 2013.

### Extra-ordinary General Meetings (EGM)

During the year, no extra-ordinary general meeting was held.

### Postal Ballot

During the year, no resolutions were passed by means of Postal Ballot process.

## 9 PERFORMANCE EVALUATION

Pursuant to the provisions of the Companies Act, 2013 and the SEBI (Listing Obligations and Disclosure Requirements) Regulations, 2015, the Board has carried out the annual performance evaluation of its own performance, the Directors individually as well as the evaluation of the working of the Board Committees. A structured performance evaluation was done after taking into consideration inputs received from the Directors, covering various aspects of the Board's functioning such as adequacy of the composition of the Board and its Committees, Board culture, execution and performance of specific duties, obligations and governance.

A separate exercise was carried out to evaluate the performance of individual Directors, who were evaluated on parameters such as level of engagement and contribution, independence of judgement, safeguarding the interest of the company and its minority shareholders etc. The performance evaluation of the Independent Directors was carried out by the entire Board. The performance evaluation of the Non-Independent Directors was carried out by the Independent Directors who also reviewed the performance of the Secretarial Department. The Directors expressed their satisfaction with the evaluation process.

## 10 SUBSIDIARY COMPANIES

The company does not have any Indian subsidiary.

The financial statements of the foreign subsidiary companies were / are placed before and reviewed by the Audit/Risk & Compliance Committee.

## 11 DETAILS OF TOTAL FEES PAID TO STATUTORY AUDITORS

The details of total fees for all services paid by the Company and its subsidiaries, on a consolidated basis, to the statutory auditor and all entities in the network firm / network entity of which the statutory auditor is a part, are as follows:

(₹ in Lakhs)

Type of Service	FY 2020-21	FY 2019-20
Audit Fee	21.32	26.95
Tax Fee	-	-
Others	5.85	-

## 12 CODE OF CONDUCT

The Board of Directors has approved a Code of Business Conduct which is applicable to the Members of the Board and all employees of the company and its subsidiaries. The Code has been posted on the website of the company.

The Code lays down the standard of conduct which is expected to be followed by the Directors and the designated employees in their business dealings and in particular on matters relating to integrity in the work place, in business practices and in dealing with stakeholders. The Code gives guidance through examples on the expected behaviour from an employee in a given situation and the reporting structure.

All the Board Members and the Senior Management personnel have confirmed compliance with the Code. All Management Staff were required to complete an e-learning module in this regard.

## 13 DISCLOSURES

There were no materially significant related party transactions, pecuniary transaction or relationships between the company and its directors during the year ended 31 March 2021 that may have a potential conflict with the interests of the company at large.

All details relating to financial and commercial transactions where directors may have a pecuniary interest are provided to the Board, and the interested directors neither participated in the discussion, nor voted on such matters.

Transactions with related parties, as per requirements of Accounting Standard 18, are disclosed elsewhere in this Annual Report and they are not in conflict with the interest of the company at large.

Business risk evaluation and managing such risks is an on-going process within the organisation. The Board is regularly briefed of risks assessed and the measures adopted by the company to mitigate the risks.

No strictures / penalties have been imposed on the company by the Stock Exchanges or SEBI or any statutory authority on any matters related to the capital market during the last three years.

The company's code of conduct has clearly laid down procedures for reporting unethical behaviour, actual or suspected fraud or violation of the ethics policies. No employee of the company is / was denied access to the Audit/Risk & Compliance Committee.

Adoption of non-mandatory requirements under SEBI (Listing Obligations and Disclosure Requirements) Regulations, 2015, is being reviewed by the Board from time to time.

### Internal Controls

The company has a formal system of internal control testing which examines both the design effectiveness and operational effectiveness to ensure reliability of financial and operational information and all statutory / regulatory compliances. The company's business process has a strong monitoring and reporting process resulting in financial discipline and accountability.

### CEO & CFO Certification

The certificate pursuant to the provisions of Regulation 17(8) of the SEBI (Listing Obligations and Disclosure Requirements) Regulations, 2015 certifying that the financial statements do not contain any untrue statement and these statements represent a true and fair view of the company's affairs is annexed and forms part of the Annual Report.

### Vigil Mechanism / Whistle Blower Policy

The company is committed to the high standards of Corporate Governance and stakeholder responsibility. The company has a whistle blower policy to deal with instances of fraud and mismanagement, if any. The said policy ensures that strict confidentiality is maintained whilst dealing with concerns and also that no discrimination will be meted out to any person for a genuinely raised concern. The said policy is posted on the website of the company.

### Credit ratings

During the year the Company had obtained a credit rating from India Ratings & Research Private Limited dated 22 June,2020 wherein the ratings has been upgraded to 'IND BBB-' from IND BB+' for long term issuer rating.

## 14 MEANS OF COMMUNICATION

The unaudited quarterly / half yearly financial results are announced within the stipulated time frame in terms of the Regulation 33(3) of SEBI (Listing Obligations and Disclosure Requirements) Regulations, 2015 with the Stock Exchanges.

The audited annual financial results are announced within the stipulated time frame in terms of Regulation 33 (3) of SEBI (Listing Obligations and Disclosure Requirements) Regulations, 2015 with the Stock Exchanges. For the financial year ended 31 March 2021, the company announced the Audited annual financial results on 05.05.2021.

The above mentioned results are being taken on record by the Board of Directors with due review by the Audit / Risk & Compliance

Committee and communicated to the Stock Exchanges where the company's securities are listed. The Stock Exchanges are intimated about these results and published within 48 hours in English (Business Standard) and Tamil (Makkal Kural) daily newspapers.

The quarterly / half-yearly and the annual financial results are placed on the website of the company.

## 15 GENERAL SHAREHOLDER INFORMATION

### ● Annual General Meeting

Pursuant to the General Circular No. 14/2020 dated April 8, 2020, General Circular No. 17/2020 dated April 13, 2020 and General Circular No. 20/2020 dated May 5, 2020, issued by the Ministry of Corporate Affairs, the 21<sup>ST</sup> Annual General Meeting (AGM) of the members of the Company for the year ended March 31, 2021 is scheduled to be held on Monday, June 28, 2021 at 10.00 AM IST through Video Conferencing/OAVM. The Members may attend the 21<sup>ST</sup> AGM scheduled to be held on Monday, June 28, 2021, 10:00 AM IST onwards, through VC/OAVM or watch the live web-cast at [www.evotingindia.com](http://www.evotingindia.com). Detailed instructions for participation are provided in the Notice of the 21<sup>ST</sup> AGM. The proceedings of the 21<sup>ST</sup> AGM will be available through VC/OAVM and live web-cast to the shareholders as on the cut-off date i.e. June 21, 2021

### ▪ Calendar for Financial Results 2021-22

1 April to 31 March

- Unaudited quarterly results- First quarter – July to first half of August 2021
- Unaudited quarterly results-Second quarter / half yearly – October to first half of November 2021
- Unaudited quarterly results-Third quarter – January to first half of February 2022
- Annual results for the year ending 31 March 2022 – April to May 2022

Annual General Meeting for the year ending 31 March 2022 – May to September 2022

### ▪ Date of book closure

June 22, 2021 to June 28, 2021 (both days inclusive)

### ▪ Listing on Stock Exchanges

The company's equity shares are listed in India:

#### BSE Limited

Phiroze JeeJee Bhoy Towers  
Dalal Street, Fort Mumbai 400001

#### National Stock Exchange of India Limited

Exchange Plaza  
Bandra-Kurla Complex, Bandra (E) Mumbai 400051

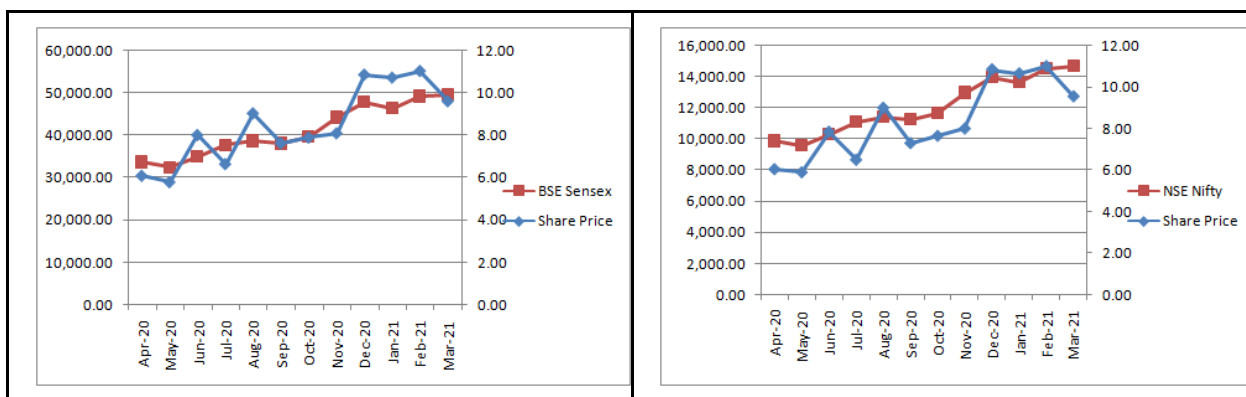
The company has paid the listing fees to the stock exchanges where its securities are listed.

### ▪ Stock Code

Stock Exchange	Code
BSE Limited	532408
National Stock Exchange of India Limited	MEGASOFT
ISIN number for equity shares	INE933B01012

### ▪ Stock market data

Months	BSE				NSE			
	High	Low	Close	Volume	High	Low	Close	Volume
	₹	₹	₹	Nos	₹	₹	₹	Nos
April	6.49	5.00	6.1	44,723	6.5	4.9	6.05	2,42,442
May	6.14	5.61	5.8	77,222	6.15	5.6	5.9	3,12,012
June	8.78	5.52	8.02	5,43,286	8.65	5.55	7.85	15,17,154
July	7.62	6.3	6.65	2,20,812	7.5	6.25	6.5	9,69,889
August	10.45	6.3	9.04	7,40,733	10.5	6.35	9	26,71,337
September	9.5	7.25	7.63	2,53,855	9.4	6.8	7.3	7,69,801
October	8.28	7.36	7.9	2,47,011	8.5	7.3	7.65	2,65,031
November	8.35	7.3	8.1	2,40,847	8.45	7.1	8.0	4,21,600
December	10.86	8.02	10.86	5,78,287	10.85	8	10.85	17,41,988
January	13.45	10.36	10.72	15,25,022	13.6	10.3	10.65	35,18,209
February	12.03	9.65	11.03	8,39,578	11.95	9.5	11	20,46,276
March	11.36	9.42	9.61	4,30,480	11.6	9.05	9.55	15,85,042



▪ **Distribution of shareholding as on 31 March 2021**

No of Shares held	No of Shareholders	% of Shareholders	No of Shares	% of Shareholding
10-5000	18670	80.8120	21297500	4.8111
5001-10000	1839	7.9600	15412720	3.4817
10001-20000	1069	4.6271	16774380	3.7893
20001-30000	410	1.7746	10664000	2.4090
30001-40000	212	0.9176	7537520	1.7027
40001-50000	202	0.8743	9736740	2.1995
50001-100000	333	1.4413	25458220	5.7510
100001 & Above	368	1.5982	335791850	75.8555
<b>Total</b>	<b>23103</b>	<b>100.0000</b>	<b>442672930</b>	<b>100.0000</b>

▪ **Dematerialisation of shares**

The company's equity shares are tradable compulsorily in electronic form. The company has established connectivity with both the depositories, that is, National Securities Depository Limited (NSDL) and Central Depository Services (India) Limited (CDSL) through Cameo Corporate Services Limited, Registrar and Share Transfer Agents. The International Securities Identification Number (ISIN) allotted to our shares under the Depository System is INE933B01012. Over 90.26% of outstanding equity shares of the company have been dematerialised as on 31 March 2021.

Category	Number of shareholders	Number of shares	% to total equity
Demat mode			
NSDL	13,484	2,52,83,856	57.12
CDSL	8,790	1,67,25,615	37.78
Physical mode	829	22,57,822	5.10
<b>Total</b>	<b>23,103</b>	<b>44,267,293</b>	<b>100.00</b>

▪ **Categories of shareholders**

	Category of shareholder	No. of shareholders	Total No. of shares	% of shareholding
<b>A</b>	<b>Shareholding of Promoter and Promoter Group</b>			
	Indian Promoters	0	0	0
	<b>Total Shareholding of Promoter Group</b>	<b>0</b>	<b>0</b>	<b>0</b>
<b>B</b>	<b>Public Shareholding</b>			

1	Institutions			
	Mutual Funds / UTI	0	0	0.00
	Financial Institutions / Banks	2	212	0.00
	Venture Capital Funds	1	37,62,375	8.50
	Insurance Companies	1	30,478	0.07
	Foreign Institutional Investors	0	0	0.00
	Others-Foreign Portfolio Investors	0	0	0.00
	<b>Sub Total B(1)</b>	<b>4</b>	<b>37,93,065</b>	<b>8.57</b>
2	<b>Non-institutions</b>			
	Bodies Corporate	250	64,54,986	14.58
	Individuals			
	Individual shareholders holding nominal share capital up to Rs. 2 lakh	20,968	1,16,42,850	26.30
	Individual shareholders holding nominal share capital in excess of Rs. 2 lakh	155	1,73,97,287	39.30
	Others:			
	Directors & their Relatives	2	22,63,932	5.11
	HUF	574	9,42,507	2.13
	Trusts	2	105	0.00
	NRI	240	15,43,792	3.49
	Clearing Members	34	2,28,769	0.52
	<b>Sub Total B(2)</b>	<b>22,225</b>	<b>4,04,74,228</b>	<b>91.43</b>
	<b>Total Public Shareholding (B)=B(1)+B(2)</b>	<b>22,229</b>	<b>4,42,67,293</b>	<b>100.00</b>
	<b>Total (A+B)</b>	<b>22,229</b>	<b>4,42,67,293</b>	<b>100.00</b>

▪ Shareholders holding more than 1% of the equity share capital

	Name of the shareholder	No. of shares	% of shareholding
1.	I Labs Venture Capital Fund	37,62,375	8.50
2.	Ravindra Babu S	26,88,768	6.07
3.	Venkataraman Kumar Gandaravakottai Gandaravakottai	22,26,911	5.03
4.	Sri Power Generation (India) Private Limited	17,69,822	4.00
5.	Godavari Greenlands Pvt Ltd	13,43,750	3.04
6.	Krishna Prasad Tumuluri	10,33,001	2.33
7.	Satyavathi Denukuri	8,35,500	1.89
8.	Srinivas Raju D	7,47,600	1.69
9.	Saudamini Thakkala	6,01,074	1.36
10.	S Ravindra Babu (HUF)	5,12,126	1.16
11.	Veena A	5,00,368	1.13
12.	Rajagopalan Shyamsunder	4,46,936	1.01
	<b>Total</b>	<b>16468231</b>	<b>37.21</b>

▪ Registrar and Share Transfer Agents

Cameo Corporate Services Limited

## Share Transfer System and other related matters

### (i) Share transfers

The share transfers in physical form are presently processed and the share certificates are generally returned within a period of 15 days from the date of receipt.

### (ii) Nomination facility for shareholding

As per the provisions of the Companies Act 2013, facility for making nomination is available for shareholders in respect of shares held by them. Those shareholders who hold shares in physical form may obtain nomination forms from the company.

### (iii) Payment of dividend through Electronic Clearing Service

The Securities and Exchange Board of India (SEBI) has made it mandatory for all companies to use the bank account details furnished by the depositories for depositing dividends through Electronic Clearing Service (ECS) to the investors wherever ECS and Bank details are available. In the absence of ECS facility the company is required to print the Bank account details, if available, on payment instruments for distribution of dividend to the shareholders. The company is complying with SEBI's directive in this regard.

### (iv) Transfer to Investor Education and Protection Fund

The Company was not required to transfer any sums to Investor Education and Protection Fund (IEPF) established by the Central Government during the financial year.

### (v) Correspondence regarding Change of Address, etc.

Shareholders are requested to ensure that any correspondence for change of address, change in Bank Mandates, etc. should be signed by the first named shareholder. The company is now also requesting for supporting documents such as proof of residence and proof of identification whenever a letter requesting for change of address is received. This is being done in the interest of shareholders as there are cases in the corporate world where attempts are made to fraudulently change the registered address of shareholders by unscrupulous parties. Shareholders are requested to kindly co-operate and submit the necessary documents / evidence while sending the letters for change of address. Shareholders who hold shares in dematerialised form should correspond with the Depository Participant with whom they have opened Demat Account/s.

### (vi) Pending Investors' Grievances'

Any shareholder whose grievance has not been resolved to his / her satisfaction may kindly write to the Company Secretary at the Registered Office with a copy of the earlier correspondence.

## ▪ Go Green initiative

In order to protect the environment and as a Go Green initiative, the company has taken an initiative of sending documents like Notice calling the Annual General Meeting, Directors' Report, Audited Financial Statements, Auditors' Report, dividend intimations(if any), etc. by e-mail. Physical copies shall be sent only to those shareholders whose e-mail addresses are not registered with the company. Shareholders are requested to register / update their e-mail id with RTA/ Depository to enable the company to send the documents in electronic form or inform the company in case they wish to receive the above documents in paper mode.

## ▪ Plant locations

In view of the nature of the company's business viz. Information Technology (IT) services, the company operates from various offices in India and abroad and does not have any manufacturing plant.

## ▪ Address for correspondence

Company Secretary & Compliance Officer Megasoft Limited  
85, Kutchery Road, Mylapore, Chennai 600004  
Tel: +91.44.24616768, Fax: +91.44.24617810, email: investors@megasoft.com

For and on behalf of the Board of Directors

Place: Hyderabad  
Date: 05<sup>th</sup> May 2021

.....  
GV Kumar  
Managing Director

.....  
Anil Kumar Sood  
Director



# Management's Discussion and Analysis

## (1) Background and Overview

Your Company's core business is that of a technology platforms & solutions provider to the global telecoms industry, especially mobile telecom service providers. Mobile services market is a constantly changing (market, regulatory technology, and customer expectation changes) dynamic industry and service providers need to continuously innovate, introduce new services and solutions, and time and again develop new market segments to preserve and grow their revenues. Hence their need for key & new technologies is a constant and remains a big driver for your company's growth opportunities. Mobile enablement of many traditional industries is further driving growth in new enterprise segments for the company. Emerging and fast-growing Technology areas like 5-G, Internet of Things (IoT) and Mobile Digital Payments are opening up wholly new business segments, as the mobile technology industry continues its expansion. Digital transformation platforms and solutions are a big need to address all these areas for the mobile carriers and Your company is well positioned to take advantage of these segments.

2020-21 saw the COVID-19 Pandemic ravaging the world, disrupting economic cycles and saw a huge decline in Capital spending by many mobile operators including your company's customers, even though, during the lock down in 2020 operators saw an increase in mobile usage by customers in many regions, which boosted ARPU's for mobile operators. The impact of COVID 19 was acutely felt on new project on-site implementation, customer business development visits etc. Yet, your company managed to off-set the loss of revenue and expansion from some of the existing clients by winning new contracts and expanding into new countries, thus managing to register a marginal increase in revenues during this tough year.

Your company sees new opportunities emerging from the delayed rollouts of 5G networks, which are expected to create significant business opportunities for tech. companies like yours especially from year 2021-22 onwards. Roll out of 5G networks requires core changes including in OSS / BSS & support technologies (Your company's product areas traditionally) which can present good opportunities for your company.

The Latin American Market, where your company has a strong presence, continues to present greater opportunities for your company's growth and consumers fast adapting new telco and mobile based services, new digital money transactions etc.

Your Company will continue to rely on its agile innovation adoption, democratized customer Strategies and Strategic partnerships.

## (2) Financial results

Your company reported a consolidated turnover of ₹ 5940.22 lakhs in 2021 as against ₹ 5673.26 lakhs in 2020. Profit after tax for the financial year under review is ₹ 178.15 lakhs

### (A) Sources of Revenue

The company derives revenues through the following revenue models:

- Hosted Managed Services (Annuity)

The company operates its platform end-to-end in datacenters and gets paid monthly, based on a revenue-share or per-subscriber transaction fee model, around a multi-year contract. The company also normally charges an upfront technology implementation fee from these customers.

- Software Licensing and Customization

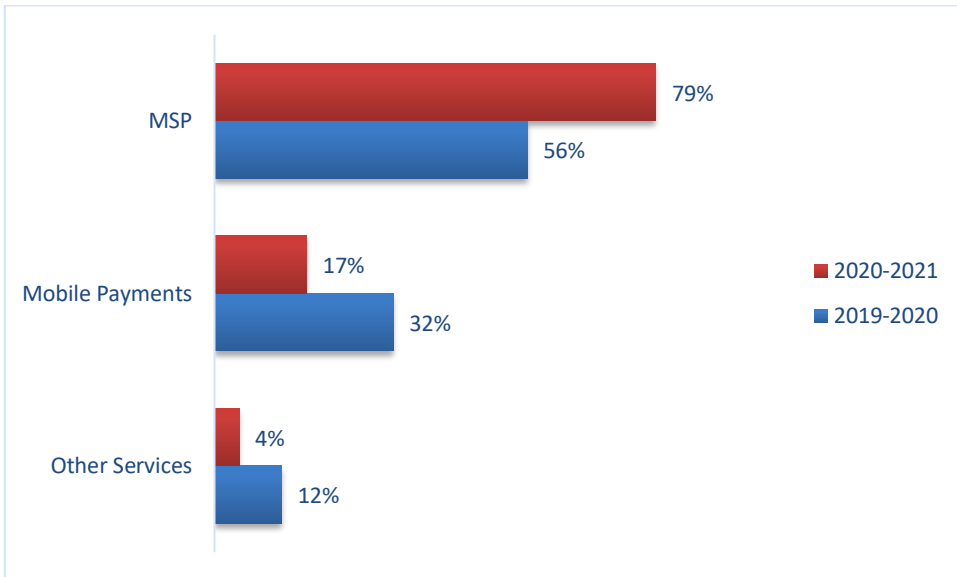
The company also offers its platforms on a capacity licensing basis to mobile operators, wherein its platforms are installed in the carrier's premises in return for a one-time license fee for a stated limited capacity (subscriber, throughput, or other appropriate metric).

- Services and Maintenance

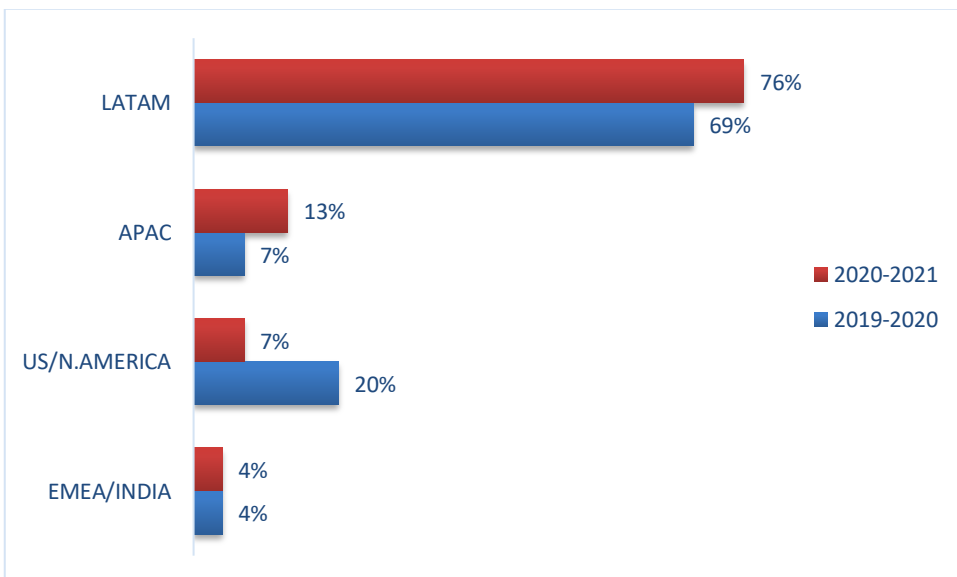
The company also realizes revenues derived from customizing its platforms to suit specific service needs of carrier customers. This is a steady revenue source along with AMCs (Annual Maintenance Contracts).

**(B) Segment-wise Performance**

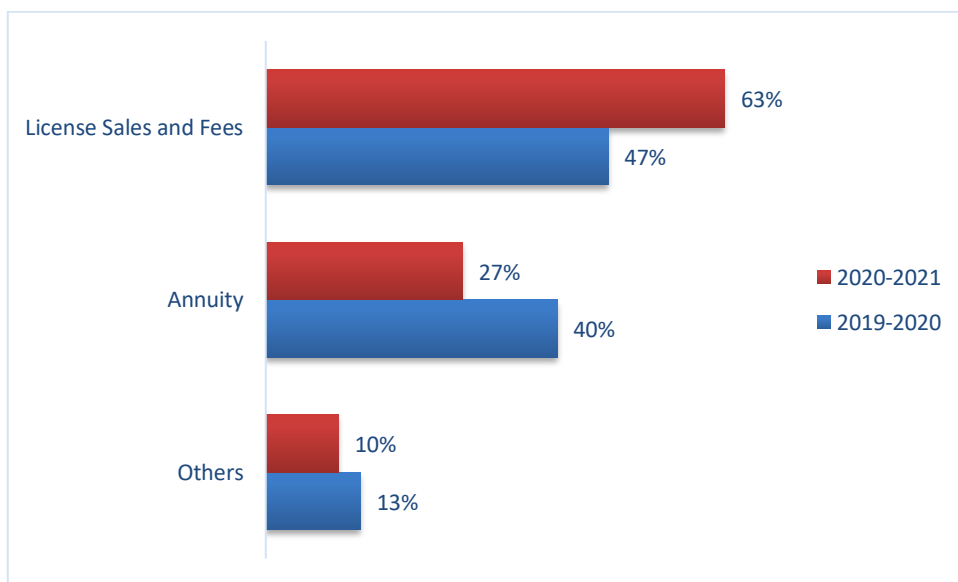
**Product Wise**



**Geography Wise**



### Business Model-Wise



### (C) Significant Transactions during the period under review

During the previous financial year, Block 2 of your Company's IT facility at Nanakramguda, (Hyderabad) was leased out and your company started receiving rentals for the same from the last quarter of this financial year. (Completion of the same as per Joint Development Agreement with M/S Darshita Infrastructure Pvt. Ltd (A Salarpuria Sattva Group Company) as declared by the company vide its disclosure to the Stock Exchanges on 5 February 2020).

### (3) Industry Outlook

The COVID-19 Pandemic continues to infect the global population even after more than a year of its outbreak, resulting in continued un-certainties in the global economic and the telecom market scenario. During such a situation, predicting the industry is difficult and hence need to be viewed in that context. Assessing the extent of delays and slowdown in the projected Market growth is currently not feasible and hence what is presented here is an Industry outlook at a steady state.

#### (A) MVNO market: expansion into new markets and specialized segments

MVNO (Mobile Virtual Network Operators – Your Company's important customer segment) market is witnessing more new launches in South & Central America, Middle East and Africa and a general increase in Market Share of MVNOs, which is a good sign for your company.

While the effect of economic recession and de-growth due to the COVID-19 Pandemic is yet to be assessed, previously, 'Research and Markets' estimates the global MVNO market size to reach USD 94.82 billion by 2025. This can be attributed to growing demand for data services, increasing number of services such as Mobile enablement; Internet of Things (IoT) and mobile money are expected to drive MVNO demand further.

LATAM & African MVNO markets present a significant opportunity that is yet to be effectively realized with further growth and new launches in Peru, Colombia, Central America, and Chile.

In addition, several MVNOs are planning to enter the market as specialist providers, combining mobile services with another core service (example financial services) and this trend is expected to drive the market expansion more and more in coming years.

#### (B) OSS/BSS Platforms and Internet of Things (IoT)

5G roll out is expected to create a new range of services and opportunities for technology company like yours as it envisages significant changes / upgrade to a Mobile Operators core OSS (Operations Support Systems – Core Network elements) and BSS (Business Support systems – Like billing etc.) and this presents a good opportunity for your company to focus on many large and medium mobile carriers as potential customers for its OSS/ BSS suite of products and platforms. Digital transformation is a major

driver across the globe for many carriers.

Additionally, 5G also is expected to create new demand for your company's platforms for smart cities, Fixed Wireless Mobile, fleet management, etc. – as well as making Mobile operators primary OTT providers in their own right. As per Research done by Markets & Markets, The 5G-infrastructure market is estimated to be valued at USD 784 million in 2020 and is projected to reach USD 47,775 million by 2027. As per the report, the major driving factors are, growing adoption of virtual networking architecture in telecommunications, and growth in mobile data traffic is driving the market. Increasing M2M connections across various industries are also expected to drive the 5G-infrastructure growth during the forecast period. Enterprises and Industrial end users will offer a significant new market segment for technology vendors in the 5G space.

According to a report by Zion Market Research, the global IoT in smart cities market was valued at around USD 79.3 billion in 2018 and is expected to reach approximately USD 330.1 billion by 2025, at a CAGR of slightly above 22.6 percent between 2019 and 2025.

### **(C) Mobile & Digital Payments**

Your Company's other major technology segment is that of Mobile payments, where it offers a range of solutions and platforms to enable mobile money transactions. In several countries, especially among emerging high growth economies in LatAM, Africa & Middle east, there is a growing trend of moving to mobile-based digital payments. India's huge success with UPI and digital payments is spurring new demands for such technologies across the globe.

According to Allied Market Research, global mobile payment transactions will be worth more than \$3.5 trillion by 2023, Mobile payments have been gaining popularity, as more people now have a mobile device than a bank account.

As more countries develop single digital payment environments like the Indian UPI, Innovations in the mobile payments space are likely to continue and holds large potential for driving growth in the mobile-based financial services.

India and the Asia Pacific are ahead in adoption of such technologies, while regions characterized by mature economies like Europe and North America lag behind. This is rooted in the differing financial infrastructures within both developing and developed markets. South American and African countries provide a big growth opportunity for mobile payments due to their rapid transition from cash-driven economies to digital payment ones.

Previously under-served customers in lower economic strata as well as in remote areas, are now being given an opportunity to use mobile payments resulting in their financial and commercial inclusion. These newly connected cashless consumers carry enormous growth potential in developing economies, benefitting technology vendors in this area, like your company.

### **(4) Business Strategy and Focus for 2021-2022**

As outlined earlier, going forward, Your Company's Strategic Business Units (SBUs) will continue to focus on

1. Mobile Services Platform (MSP) for MVNOs in Americas and Africa
2. OSS/BSS Platforms to Large Mobile Carriers.
3. Payment systems for LATAM in specific as well as other regions and
4. Internet of Things (IoT) for the US market.

Your Company is poised to roll out its 5G ready platforms for the above technology & market segments early this financial year which will be a key business driver for future years to come. Your Company's New Product Group (NPG) is focused on this as well as expanding the Mobile Payments capabilities with a view to cater to the fast expanding digital payment space.

For 2021 and beyond, the company will execute on the following approach to growing the business:

#### **A.MVNOs in Latin America and Africa**

In Latin America, MVNO offerings are rapidly expanding, and new launches are happening all the major countries, Mexico, Colombia, Peru, Chile, Ecuador etc. In Colombia, MVNOs now have double-digit market share with more than 5 million subscribers. Mexico, being the largest Market, is also witnessing a rapid growth of MVNO services with large brands from other industries moving to

provide Virtual Mobile services. Your company has vast operational experience of having deployed its Mobile Services Platform (MSP) for many MVNE/O clients and in this region and is fast emerging as the Market Leader in Latin America.

Your Company intends to grow the MSP Platform business for MVNOs in the African and Middle Markets as well.

## **B. OSS/BSS Platforms to Large Mobile Carriers.**

Your Company has a comprehensive portfolio of OSS & BSS Solutions as part of its Technology Solutions and intend to pursue the OSS / BSS market with renewed vigor during this financial year and beyond.

## **C. Mobile Based Digital Payments, Mobile Wallet and Digital financial services**

Your Company, with its most comprehensive end-to-end mobile payment platforms and over 10 years of extensive experience, is well poised to target for a good share of Mobile based digital payment processing and Digital financial market as a technology vendor of choice to financial service providers, old and new in this vast market.

India is now acknowledged across the world as the biggest success story in adapting digital payments as well as use of mobile connectivity to provide financial inclusivity to all sections of the population. In January 2020, over 97% of payments by volume in India was digital. This phenomenal growth has been achieved through home grown solutions and technology. Thus globally your company has an image advantage in this area.

Designed and developed to address a large variety of payment needs, our Payment Manager system also provides a comprehensive settlement infrastructure connections between payment service providers including banks, channel partners, mobile network operators and electronic money institutions to create a central payment clearing for instant domestic and international transactions across multiple currencies including digital ones.

## **D. Internet of Things (IoT) Market**

IOT is fast emerging as a key growth driver for mobile connectivity and globally, a lot of technological innovation is being focused on this high growth area. With billions of connected devices predicted to come to market by 2024, IoT will transform usage of telecom networks from being consumer centric to devices & Enterprise centric. 5G is often referred to as a "Network for Networks" and roll out of 5G is expected to exponentially growth the IOT market globally.

For global mobile service providers who seek to deliver a growing bouquet of services, our XIUS suite of IoT platform's end-to-end management capability and the ability to integrate into an operator's service management systems makes it an ideal choice for them.

Your Company is gaining good traction in USA, the world's largest IOT market and has partnered with leading mobile operators and IOT device providers there with a view to deploy its end- to-end IOT solution and platform for key industries like healthcare, logistics, agriculture & education, in the coming months / years.

## **E. Continued Innovation and R&D Efforts**

Your Company's ability to ideate, innovate and successfully launch new technology platforms and services has always been the corner stone for its continued success, survival and growth all these years and your Company will continue this tradition of innovation in this year as well. New Product teams are working on building cutting edge technologies and new offerings to be launched in the coming years and Your Company accordingly expects to launch many new products & services.

## **(5) Our Offering**

### **(a) Mobile Services Platform (MSP)**

XIUS Mobile Infrastructure Solutions and Services enhance the way service providers across an array of industries deliver and capitalize upon next-generation mobile services.

- XIUS MSP provides end-to-end infrastructure for 3G, 4G, (soon full 5G) Mobile Operators, MVNE/MVNOs, Converged Broadband 4G (LTE) Service Providers, Mobile Operator Wholesale Departments, and M2M, IoT Service Providers
- XIUS MSP offers a complete suite of cost-competitive and reliable infrastructure options that enable mobile services delivery along with real-time rating and billing.
- MSP's comprehensive Billing Module (Real-time Postpaid & prepaid, Inter-connect & Roaming) combined with its vast CRM capabilities offer Mobile operators a comprehensive platform to offer a wide range of services to their subscribers.

Your Company has already successfully upgraded MSP into a fully Cloud enabled Platform to host state-of-the-art features and capabilities on the Cloud – private, hybrid and public cloud networks.

#### **(b) OSS / BSS Platforms**

Real time Rating & Charging, Comprehensive Customer, Interconnect & Wholesale billing, Provisioning and Mediation, Integrated Messaging Solutions, are just some of the key OSS/BSS platforms that your company has developed and deployed over several years. These highly scalable, flexible and modular platforms are ideal for any large and small medium telecom carriers who wish to address many of the above fast emerging customer segments, as well as enhancing customer experience for their traditional subscriber base.

#### **(c) XIUS Internet of Things (IoT) SUITE**

XIUS IoT Platform is software-based and unique in the IoT market in being a truly horizontal, end-to-end services delivery framework built for the new mobile world of connected devices and emerging services across a disparate array of devices in a secure and cost-effective manner.

Leveraging hybrid cloud architecture to resolve one of the most challenging issues facing IoT services, security is assured by distributing data and making any potential system-wide breach of security unlikely with least amount of potential exposure. Operational simplicity is achieved through seamless integration with mobile operators' existing back-office systems allowing them to rapidly and cost effectively, deploy, and manage multi-service solutions without requiring any major investments in new operations systems.

Being seamlessly integrated with the BSS/ Billing / Support modules of our MSP Platform, Enterprise customers including universities, Fleet operators, Healthcare service providers, large corporates, can additionally avail these systems as well when opting for XIUS IOT Suite.

#### **(d) Mobile Payments Manager (PM)**

Your Company's XIUS PM is one of the most comprehensive Digital Mobile payment platforms available in the world today. A large highly scalable transaction engine at its core, XIUS PM offers, channel management, Banking & Payment Gateways, Digital wallet and loyalty systems, P-2-P payments, settlements and a fully regulatory compliant reporting system. That makes XIUS PM an ideal choice for a variety of financial service's needs.

### **(6) Risks and Concerns**

The company's management embarked on a number of initiatives to manage business risks (given below):

#### **Market Risk**

Your company's growth is dependent on mobile telecom industry growth. The telecom industry has historically suffered from an extended sales cycle and high debtors' position, detrimental to cash flows. With the macroeconomic situation still fluid and the Telco industry facing falling ARPUs worldwide, sustained capital expenditure in the mobile industry remains uncertain and this may affect your company's performance.

Additionally, the continued presence of the CoVID-19 pandemic and the resultant economic slowdown can severely affect new project roll outs, the effect of which is hard to assess at this moment.

Megasoft is also aiming at non-telco customers for its mobile platforms. While this reduces the company's sole dependence on mobile telcos for its revenues, it may also pose unknown challenges and risks due to the company's lack of experience in these segments.

With Megasoft exploring new geographies, new products & services we anticipate new known and unknown competition and market risk.

Additionally, with rapid technological changes that too with the onset of 5G, the Company's ability to invest in R&D and technology upgrade is a key factor in determining its market access capabilities and any inability to incur new investments may impact the company's ability to continue to be relevant in the markets that it currently operates.

### **Revenue Risk**

The past few years have seen mobile telcos grapple with rapid financial, operational and market changes. We are helping our clients to navigate through this period of uncertainty but your Company foresees the likelihood of reduced revenues from customers in certain cases, there may be incremental costs to acquire a contract and certain costs to fulfill a contract. With continued presence of COVID-19 affecting all customers in various ways, some Customers may wish to reconsider current contract terms and business practices. Additionally there can be delays in implementation of projects and roll out of services in new segments, which can delay your company's revenues.

### **Protection of Intellectual Property Rights**

In a knowledge-driven business, the primary responsibility is to safeguard intellectual property. The company encourages employees to ideate and file patents to protect intellectual property. Megasoftware continues to hold 35 patents awarded to it out of 120 applications being filed by the company. The award of patents only reiterates our strong belief and commitment to continue innovating and contributing to the industry.

### **Litigation**

There is an increasing trend towards litigation regarding intellectual property rights, patents and trademarks in the software and telecom industry. There are also other corporate legal risks including contractual performance and product performance. The company has an insurance policy in place to mitigate these risks.

### **Foreign Currency Fluctuation**

With major revenues coming from overseas markets, The Company has a substantial exposure to foreign exchange-related risks on account of earnings denominated in foreign currencies by exporting software, products and solutions. A majority of the company's revenues are US\$ denominated; the continued depreciation of the Indian rupee vis-à-vis the US\$ can result in much higher interest and capital repayment outflows for the company. Also, such huge fluctuations make revenue and profit projections more unpredictable.

### **Client Concentration**

Your Company's Revenue is distributed across all clients and not dependent on any one company. The company expanded its sales focus on new customers and market segments and will expand its revenue base and achieve a better spread in revenues and clients.

## **(7) Internal Controls**

The company possesses an adequate system of internal controls to safeguard assets. Checks and balances were in place and reviewed at regular intervals to ensure that transactions were properly authorized and reported correctly. The Audit Committee, in consultation with Internal Auditors, reviewed the internal control systems at regular intervals and initiated corrective action(s) wherever deemed necessary.

Additionally, the company has already initiated a corporate management initiative to define best practices in processes, methodologies, systems and metrics with a specific focus on customer interaction and service delivery. The company commissioned a new research and development organization with supporting processes, customer support, managed services processes, Management Reporting and Control Systems (MRCS) and automation. The company regularly assesses risks and controls for existing and new process flows.

The continuance of the company's 'cash and caution' policy enabled the company to remain profitable at the end of the financial year. The company continues its tight cost controls, debt reduction and repayment.

## **(8) Human Assets**

The company enjoys cordial relationship with employees as it endeavors to provide them with a professionally rewarding and enriching work environment. The company possesses an effective performance management system that focuses on employee development, measuring key result areas, competencies and training needs.

Your Company provides training resources accordingly to meet the technological and operational demands that new products may necessarily require.

The company advocates work-life balance and welfare activities that enhance team cohesiveness. F5, a welfare activity, continues to be of a great success and has brought tremendous enthusiasm and motivation among the employees. The company gives high importance

to the health and safety of the employee and has health awareness program and webinar for the wellbeing of the employee. The company has career progression policy for employee growth. Also to keep the skill set honed and up to date, the employees are professionally trained in technologies like LTE, cyber security, IoT and cloud. To ensure profitable contract closure the company has revised the sales incentive plan to motivate the sales organization with more closures.

## **(9) Quality Certifications**

Our Quality Management System (QMS) has its foundation on decades of experience and industry best practices that are aligned with international standard quality models and certifications.

### **ISO 9001:2015 – Quality Management System**

The company's products & solutions ensure customer satisfaction.

### **ISO 27001:2013 – Information Security Management System**

The certification assures that we maintain confidentiality, integrity and availability of corporate and client information.

## **(10) Property**

During the 2017-18, after the Shareholders' approval through the postal ballot dated 22nd March 2016 for the same, the company entered into a Joint Development Agreement with M/S Darshita Infrastructure Ltd (A Salarpuria Sattva Group Company) & obtained necessary Statutory approvals from TSIC and other regulatory authorities for setting up a large IT facility at its property at Nanakramguda Hyderabad, consisting of 3 blocks. Block 1 of the said IT facility was completed in 2018-19 and block 2 was completed during fiscal (2019-20) and the same was rented out as announced by the company in its disclosure on 5 February 2020. Your company started receiving rentals for Block 2, from the last month of financial year 2020-21. Your company expects completion and closure of the whole project, including construction of the last Block (Block 3) during this financial year.

## **(11) Financial results review**

The financial statements complied with the requirements of the Companies Act, 2013, and the Generally Accepted Accounting Principles (GAAP) in India.

### **FINANCIAL PERFORMANCE (CONSOLIDATED)**

#### **Share capital**

There is no change in the company's equity share capital during the financial year under review.

#### **Reserves and surplus**

The movement in Foreign Currency Translation Reserve during the financial year under review was due to fluctuation in foreign currency rate.

The profit earned during the year has been carried forward in full

#### **Borrowings**

The total debt in the current year Decreased to Rs.2,950.47 lakhs from Rs. 3,964.65 lakhs in the previous year. The changes are due to part payment of loans and fluctuations in foreign currency rate.

#### **Deferred tax liability / asset**

The deferred tax asset is Rs.61.66 lakhs at the end of the financial year as against deferred tax asset of Rs.60.75 lakhs in the previous year.



## Trade Payables & Other current liabilities

The trade payables and other current liabilities decreased to Rs.14,617.34 lakhs in 2021 from Rs. 15,124.66 lakhs in 2020. The decrease is in the normal course of business.

## Provisions

As at	Short term		Long term		Total	
	31-Mar-2021	31-Mar-2020	31-Mar-2021	31-Mar-2020	31-Mar-2021	31-Mar-2020
	Rs lakhs	Rs lakhs	Rs lakhs	Rs lakhs	Rs lakhs	Rs lakhs
Provision for retirement benefits	13.53	16.52	136.25	129.94	149.78	146.46

The movement in the provisions is in the normal course of business.

## Fixed assets

The fixed assets increased to Rs.16,861.57 lakhs in the current year from Rs.16,339.29 lakhs in the previous year.

## Goodwill on consolidation

Goodwill on consolidation was on account of accumulated losses in the overseas companies on the date of their acquisition and the excess consideration paid over and above their respective capital.

## Investments

No additional investments were made during the financial year under review.

## Trade receivables

The Decrease in trade receivables (net of provisions) stood at Rs.3, 114.32 lakhs as against Rs.5, 933.22 lakhs in the previous year.

## Cash and bank balances

The current year cash and bank balances is Rs.679.09 lakhs. The previous year-end balance was Rs. 583.57 lakhs.

## Short term loans and advances

The short term loans and advances decreased to Rs.1,504.18 lakhs in 2021 from Rs.1,530.09 lakhs in 2020

## Results of operations (consolidated)

For the period / year ended	31-Mar-2021	31-Mar-2020
	Rs lakhs	Rs lakhs
Revenues	5940.22	5673.26
EBIDTA	1096.55	1187.33
Finance cost	548.96	682.82
Depreciation	363.04	437.58
Profit before tax	184.55	66.93
Less: Taxes	(0.26)	(3.78)
Profit after tax	184.81	70.71

## Revenues

The consolidated revenues increased to 5,940.22 lakhs in 2021 from Rs.5,673.26 lakhs in 2020.

### **Other Income / (Expenses)**

The foreign exchange loss (net) is Rs. 29.63 lakhs in current year 2021 as against Rs.86.30 lakhs profit (net) in the previous financial year. This movement was on account of foreign currency rate fluctuation.

### **Software, hardware and material costs**

The Software, hardware and material costs of Rs.1,937.60 lakhs in 2021 and Rs.1,644.82 lakhs in 2020 are on account of project supplies at the customer site through execution of the project contracts.

### **Employee cost**

The increase in employee cost to Rs.1,311.84 lakhs in 2021 from Rs.1,246.41 lakhs in 2020 is in the normal course of business.

### **Other expenses**

The increase in other expenses to Rs.2,280.63 lakhs in 2021 from Rs.2,244.98 lakhs in 2020 is in the normal course of business.

### **Finance cost**

The finance cost decreased to Rs.548.96 lakhs in 2021 from Rs.682.82 lakhs in 2020 due to part payment of loan.

### **Depreciation**

Depreciation was charged on a pro-rata basis on fixed assets purchased / sold during the year. Depreciation on assets acquired under finance lease / hire purchase was provided using the straight-line method over the shorter of the lease / hire purchase term and useful life of the asset. The movement in depreciation charge from Rs 437.58 lakhs in the previous financial year to Rs 363.04 lakhs in 2021 is in the normal course of business.

## **FINANCIAL PERFORMANCE (STANDALONE)**

### **Share capital**

There is no change in the company's equity share capital during the financial year under review.

### **Reserves and surplus**

The profit earned by the company during the year has been carried forward in full and hence there is an increase in closing balance in Statement of Profit & Loss.

### **Borrowings**

The total debt in the current year decreased to Rs.112.35 lakhs from Rs.847.92 lakhs in the previous year due to part payment of loan.

### **Deferred tax liability/asset**

The deferred tax asset was Rs. 62.14 lakhs at the end of the financial year as against deferred tax asset of Rs 61.28 lakhs in the previous year.

### **Trade Payables & Other current liabilities**

The Trade payables and other current liabilities Decreased to Rs.12,751.11 lakhs from Rs.13,397.47 Lakhs in 2020.

### **Provisions**

The movement in the provisions was in the normal course of business.

As at	Short term		Long term		Total	
	31-Mar-2021	31-Mar-2020	31-Mar-2021	31-Mar-2020	31-Mar-2021	31-Mar-2020
	Rs lakhs	Rs lakhs	Rs lakhs	Rs lakhs	Rs lakhs	Rs lakhs
Provision for retirement benefits	13.53	16.52	136.25	126.94	149.78	146.46

#### Fixed assets

The fixed asset was Rs. 13,752.19 Lakhs as against Rs.13,468.80 lakhs in the previous year in the normal course of the business.

#### Investments

No additional investments were made during the financial year under review.

#### Trade Receivables

The trade receivables stood at Rs.2,822.74 lakhs for the current year as against Rs. 4,456.14 lakhs in the previous year.

#### Cash and bank balances

The cash and bank balance was Rs 20.78 lakhs in 2021 as against Rs 11.71 lakhs in 2020.

#### Short term loans and advances

The increase in short term loans and advances to Rs 7,720.17 lakhs in 2021 from Rs. 7,641.65 lakhs in 2020.

#### Result of Operations (Standalone)

For the period / year ended	31-Mar-2021	31-Mar-2020
	Rs lakhs	Rs lakhs
Revenues	1646.60	2034.40
EBIDTA	755.02	763.35
Finance cost	273.69	366.67
Depreciation	343.30	344.73
Profit before tax	138.03	51.94
Less: Taxes	-0.85	-3.78
Profit after tax	138.88	55.73

#### Revenues

Revenues were Rs 1646.60 lakhs in 2021 as against Rs 2034.40 lakhs in 2020.

#### Other Income / (Expenses)

The foreign exchange loss (net) was Rs 29.63 lakhs in 2021 as against profit of Rs.86.30 lakhs in 2020. The foreign exchange movement was on account of foreign currency rate fluctuation.

#### Software, hardware and material costs

The Software, hardware and material costs was Rs.45.95 lakhs in 2021 as against Rs.102.33 lakhs in 2020.

#### Employee cost

The increase in employee cost to Rs 857.27 lakhs in 2021 from Rs 775.73 lakhs in 2020 in the normal course of the business.

#### **Other expenses**

There is decrease in other expenses from Rs. 1,043.26 lakhs in 2020 to Rs. 674.77 lakhs in 2021.

#### **Finance cost**

The decrease in finance cost from Rs 366.67 lakhs in 2020 to Rs 273.69 lakhs in 2021 due to part payment of loan.

#### **Depreciation**

Depreciation was charged on a pro-rata basis on fixed assets purchased / sold during the year. Depreciation on assets acquired under finance lease / hire purchase is provided using the straight-line method over the shorter of the lease / hire purchase term and useful life of the asset. The depreciation charge was Rs 343.30 lakhs in 2021 as against Rs 344.73 lakhs in 2020.

## **Auditors' Certificate on Corporate Governance**

To  
The Members of Megasoft Limited,

We have examined the compliance of conditions of Corporate Governance by Megasoft Limited for the year ended 31st March 2021, as stipulated in terms of Regulation 34(3) and Schedule V of SEBI (Listing Obligations and Disclosure Requirements) Regulations 2015.

The compliance of conditions of Corporate Governance is the responsibility of the management. Our examination was limited to the procedures and implementation thereof, adopted by the company for ensuring the compliance of the conditions of the Corporate Governance. It is neither an audit nor an expression of opinion on the financial statements of the Company.

In our opinion and to the best of our information and according to the explanation given to us, we certify that the Company has complied in all material respect with conditions of Corporate Governance as stipulated in SEBI (Listing Obligations and Disclosure Requirements) Regulations 2015.

We further state that such compliance in neither an assurance as to the future viability of the Company nor the efficiency or effectiveness with which the management has conducted the affairs of the Company.

**For N.C. Rajagopal & Co.**  
**Chartered Accountants.,**  
Firm Reg No : 003398S

Place: Chennai  
Date: 05-05-2021

**Arjun S**  
(Partner)  
Membership No. 230448  
UDIN:21230448AAAACS3842

## Chief Executive Officer (CEO) and Chief Financial Officer (CFO) Certificate

We the undersigned, in our respective capacities as Chief Executive Officer and Chief Financial Officer (CFO) of Megasoft Limited ("the Company"), to the best of our Knowledge and belief certify that:

1. We have reviewed the financial statements and the cash flow statement for the financial year ended 31 March 2021 and based on our knowledge and belief, we state that:
  - i. These statements do not contain any materially untrue statements or omit any material fact or contain statements that might be misleading; and
  - ii. These statements together present a true and fair view of Company's affairs and are in compliance with existing accounting standards, applicable laws and regulations.
2. there are no transactions entered into by the company during the year which are fraudulent, illegal or violative of the company's code of conduct;
3. we are responsible for establishing and maintaining internal controls and for evaluating the effectiveness of the same over the financial reporting of the company and have disclosed to the Auditors and the Audit Committee deficiencies in the design or operation of internal controls, if any, of which we are aware and the steps we have taken or propose to take to rectify these deficiencies;
4. we have indicated, based on our most recent evaluation, wherever applicable, to Auditors and Audit Committee:
  - i. Significant changes, if any, in the internal control over financial reporting during the year;
  - ii. Significant changes, if any, in the accounting policies made during the year and that the same has been disclosed in the notes to the financial statements; and
  - iii. Instances of significant fraud of which we have become aware and the involvement therein, if any, of the management or an employee having significant role in the company's internal control system over financial reporting.

Place: Hyderabad  
Date : 05<sup>th</sup> May 2021

.....  
GV Kumar  
MD & CEO

.....  
ShridharThathachary  
CFO

---

### Declaration regarding compliance by Board members and senior management personnel with the company's code of conduct

This is to confirm that the company has adopted a Code of Conduct for the Board of Directors and senior management of the company. The same is available on website of the company at [www.megasoft.com](http://www.megasoft.com). As Managing Director of Megasoft Limited and as required by Regulation 31 and Schedule V of SEBI (Listing Obligations and Disclosure Requirements) Regulations 2015, I hereby declare that all the Board members and senior management personnel of the company have affirmed compliance with the Code of Conduct for the financial year 2020-21.

Place: Hyderabad  
Date : 05th May 2021

.....  
GV Kumar  
Managing Director

## CERTIFICATE OF NON-DISQUALIFICATION OF DIRECTORS

(Pursuant to Regulation 34(3) and Schedule V Para C clause (10)(i) of the SEBI (Listing Obligations and Disclosure Requirements) Regulations, 2015)

To,

The Members of MEGASOFT LIMITED,

No.85, Kutchery Road, Mylapore,  
Chennai – 600 004.

I, M. Damodaran, Managing Partner of M Damodaran & Associates LLP, Practicing Company Secretaries have examined the relevant registers, records, forms, returns and disclosures received from the Directors of MEGASOFT LIMITED having CIN - L72200TN1999PLC042730 and having registered office at No. 85, Kutchery Road, Mylapore, Chennai - 600 004 (hereinafter referred to as 'the Company'), produced before me by the Company for the purpose of issuing this Certificate, in accordance with Regulation 34(3) read with Schedule V Para-C Sub clause 10(i) of the Securities Exchange Board of India (Listing Obligations and Disclosure Requirements) Regulations, 2015.

In my opinion and to the best of my information and according to the verifications (including Directors Identification Number (DIN) status at the portal [www.mca.gov.in](http://www.mca.gov.in)) as considered necessary and explanations furnished to me by the Company & its officers, I hereby certify that none of the Directors on the Board of the Company as stated below for the Financial Year ending on 31st March, 2021 have been debarred or disqualified from being appointed or continuing as Directors of companies by the Securities and Exchange Board of India, Ministry of Corporate Affairs or any such other Statutory Authority.

Sr. No.	Name of Director	DIN	Date of appointment in Company
1.	Mr. Kumar Venkataraman Gandarvakottai	00059107	01/09/2004
2.	Mr. Anil Kumar Sood	00086577	28/04/2007
3.	Mr. Anish Mathew	02545538	31/01/2009
4.	Ms. Leona Ambuja	07138817	31/03/2015
5.	Mr. Sivalenka Kalyan Vijay	06404449	29/09/2020
6.	Mr. Upendar Mekala Reddy	08898174	29/09/2020

Ensuring the eligibility of for the appointment / continuity of every Director on the Board is the responsibility of the management of the Company. My responsibility is to express an opinion on these based on my verification. This certificate is neither an assurance as to the future viability of the Company nor of the efficiency or effectiveness with which the management has conducted the affairs of the Company.

For **M DAMODARAN & ASSOCIATES LLP**

Place: Chennai

Date : 20.04.2021

M. DAMODARAN  
Managing Partner  
Membership No.: 5837  
COP. No.: 5081  
ICSI UDIN No.: F005837C000138475

# INDEPENDENT AUDITOR'S REPORT

To the Members of Megasoft Limited

## Report on the Audit of the Consolidated Financial Statements

### 1. Opinion

We have audited the Consolidated Ind AS Financial Statements of **MEGASOFT LIMITED** and its Subsidiaries Megasoft Consultants Sdn Bhd, XIUS Holding Corp, XIUS Corp and XIUS S DE RL DE CV (collectively called as "the Group) which comprise the Consolidated Balance Sheet as at 31st March 2021, and Consolidated Statement of Profit and Loss, (including the statement of Other Comprehensive Income), the Consolidated Cash flow Statement, notes to Consolidated Ind AS Financial Statements and the Statement of Changes in Equity for the year then ended, and a summary of significant accounting policies and other explanatory information.

In our opinion and to the best of our information and according to the explanations given to us, the aforesaid Consolidated Ind AS Financial Statements give the information required by the Act in the manner so required and give a true and fair view in conformity with the accounting principles generally accepted in India, of the state of affairs of the Company as at March 31, 2021, and profit, (changes in equity) and its cash flows for the year ended on that date.

### 2. Basis for Opinion

We conducted our audit in accordance with the Standards on Auditing (SAs) specified under section 143(10) of the Companies Act, 2013. Our responsibilities under those Standards are further described in the Auditor's Responsibilities for the Audit of the Consolidated Ind AS Financial Statements section of our report. We are independent of the Company in accordance with the Code of Ethics issued by the Institute of Chartered Accountants of India together with the ethical requirements that are relevant to our audit of the Consolidated Ind AS Financial Statements under the provisions of the Companies Act, 2013 and the Rules thereunder, and we have fulfilled our other ethical responsibilities in accordance with these requirements and the Code of Ethics. We believe that the audit evidence we have obtained is sufficient and appropriate to provide a basis for our opinion.

### 3. Key Audit Matters

Key audit matters are those matters that, in our professional judgment, were of most significance in our audit of the Consolidated Ind AS Financial Statements of the current period. These matters were addressed in the context of our audit of the Consolidated Ind AS Financial Statements as a whole, and in forming our opinion thereon, and we do not provide a separate opinion on these matters. We have determined the matters described below to be the key audit matters to be communicated in our report.

S.No.	Key Audit Matter	Auditor's Response
1	<p><b>Accuracy of recognition, measurement, presentation and disclosures of revenues and other related balances in view of adoption of Ind AS 115 "Revenue from Contracts with Customers":</b></p> <p>The application of the Ind AS 115 involves certain key judgements relating to identification of distinct performance obligations, determination of transaction price of the identified performance obligations, the appropriateness of the basis used to measure revenue recognized over a period. Hence, under Ind AS 115 revenue should be recognized when an entity transfers control of a goods or services to a customer. A customer obtains control when it has the ability</p>	<p>We assessed the Company's process and policy to identify the impact of adoption of Ind AS 115. Our audit approach consisted testing of the design and operative effectiveness of internal controls and substantive testing as follows:</p> <ul style="list-style-type: none"><li>➤ Evaluated the process relating to implementation of the new revenue accounting standard.</li><li>➤ Selected a sample of continuing and new contracts relating to identification of the distinct performance obligations and we carried out a combination of procedures involving observation and inspection of evidence in this regard.</li><li>➤ Identified the distinct performance obligations in these contracts.</li></ul>



	<p>to direct the use of and obtain the benefits from the good or service. Accordingly, the Company has not recognized revenue for sales initiated in the current year for which physical delivery of goods has happened in the next financial year.</p>	<ul style="list-style-type: none"> <li>➤ Compared these performance obligations with that identified and recorded by the Company.</li> <li>➤ Performed analytical procedures for reasonableness of revenues disclosed by type and service offerings.</li> </ul>
<b>2</b>	<p><b>Evaluation of uncertain tax positions:</b></p> <p>The Company has uncertain tax and legal positions including matters under dispute which involves significant judgment to determine the possible outcome of these disputes. Refer “Contingent Liability and Data for Notes on accounts” annexure.</p>	<ul style="list-style-type: none"> <li>➤ We obtained the list of legal cases filed by and on the Company.</li> <li>➤ We Obtained details of completed tax assessments and demands for the year ended March 31, 2021 from management.</li> <li>➤ We also reviewed Company’s correspondences and appeal documents.</li> <li>➤ We obtained status reports from the existing counsels handling each case.</li> <li>➤ Ascertained whether the chances of crystallization of liability are probable/ possible/ remote.</li> <li>➤ Ensured appropriate disclosure under Notes on accounts.</li> </ul>

#### 4. Information Other than the Financial Statements and Auditor’s Report thereon

The Company’s Board of Directors is responsible for the other information. The other information comprises the information included in the Board’s report, including Annexure to Board’s Report, Business Responsibility Report, Corporate Governance and Shareholder’s Information but doesn’t include the Consolidated Ind AS Financial Statements and our auditor’s report thereon.

Our opinion on the Consolidated Ind AS Financial Statements does not cover the other information and we do not express any form of assurance conclusion thereon.

In connection with our audit of the Consolidated Ind AS Financial Statements, our responsibility is to read the other information and, in doing so, consider whether the other information is materially inconsistent with the Consolidated Ind AS Financial Statements or our knowledge obtained in the course of our audit or otherwise appears to be materially misstated. If, based on the work we have performed, we conclude that there is a material misstatement of this other information; we are required to report that fact. We have nothing to report in this regard.

#### 5. Management’s Responsibility for the Consolidated Ind AS Financial Statements

The Company’s Board of Directors is responsible for the matters stated in section 134(5) of the Companies Act, 2013 (“the Act”) with respect to the preparation of these Consolidated Ind AS Financial Statements that give a true and fair view of the financial position, financial performance, (changes in equity) and cash flows of the Company in accordance with the accounting principles generally accepted in India, including the accounting Standards specified under section 133 of the Act. This responsibility also includes maintenance of adequate accounting records in accordance with the provisions of the Act for safeguarding of the assets of the Company and for preventing and detecting frauds and other irregularities; selection and application of appropriate accounting policies; making judgments and estimates that are reasonable and prudent; and design, implementation and maintenance of adequate internal financial controls, that were operating effectively for ensuring the accuracy and completeness of the accounting records, relevant to the preparation and presentation of the financial statement that give a true and fair view and are free from material misstatement, whether due to fraud or error.

In preparing the Consolidated Ind AS Financial Statements, management is responsible for assessing the Company’s ability to continue as a going concern, disclosing, as applicable, matters related to going concern and using the going concern basis of accounting unless management either intends to liquidate the Company or to cease operations, or has no realistic alternative but to do so.

The Board of Directors are also responsible for overseeing the Company’s financial reporting process.

## 6. Auditor's Responsibilities for the Audit of the Consolidated Ind AS Financial Statements

Our objectives are to obtain reasonable assurance about whether the Consolidated Ind AS Financial Statements as a whole are free from material misstatement, whether due to fraud or error, and to issue an auditor's report that includes our opinion. Reasonable assurance is a high level of assurance, but is not a guarantee that an audit conducted in accordance with SAs will always detect a material misstatement when it exists. Misstatements can arise from fraud or error and are considered material if, individually or in the aggregate, they could reasonably be expected to influence the economic decisions of users taken on the basis of these Consolidated Ind AS Financial Statements.

As part of an audit in accordance with SAs, we exercise professional judgment and maintain professional skepticism throughout the audit. We also:

- Identify and assess the risks of material misstatement of the Consolidated Ind AS Financial Statements, whether due to fraud or error, design and perform audit procedures responsive to those risks, and obtain audit evidence that is sufficient and appropriate to provide a basis for our opinion. The risk of not detecting a material misstatement resulting from fraud is higher than for one resulting from error, as fraud may involve collusion, forgery, intentional omissions, misrepresentations, or the override of internal control.
- Obtain an understanding of internal control relevant to the audit in order to design audit procedures that are appropriate in the circumstances. Under section 143(3)(i) of the Companies Act, 2013, we are also responsible for expressing our opinion on whether the company has adequate internal financial controls system in place and the operating effectiveness of such controls.
- Evaluate the appropriateness of accounting policies used and the reasonableness of accounting estimates and related disclosures made by management.
- Conclude on the appropriateness of management's use of the going concern basis of accounting and, based on the audit evidence obtained, whether a material uncertainty exists related to events or conditions that may cast significant doubt on the Company's ability to continue as a going concern. If we conclude that a material uncertainty exists, we are required to draw attention in our auditor's report to the related disclosures in the Consolidated Ind AS Financial Statements or, if such disclosures are inadequate, to modify our opinion. Our conclusions are based on the audit evidence obtained up to the date of our auditor's report. However, future events or conditions may cause the Company to cease to continue as a going concern.
- Evaluate the overall presentation, structure and content of the Consolidated Ind AS Financial Statements, including the disclosures, and whether the Consolidated Ind AS Financial Statements represent the underlying transactions and events in a manner that achieves fair presentation.

We communicate with those charged with governance regarding, among other matters, the planned scope and timing of the audit and significant audit findings, including any significant deficiencies in internal control that we identify during our audit.

We also provide those charged with governance with a statement that we have complied with relevant ethical requirements regarding independence, and to communicate with them all relationships and other matters that may reasonably be thought to bear on our independence, and where applicable, related safeguards.

From the matters communicated with those charged with governance, we determine those matters that were of most significance in the audit of the Consolidated Ind AS Financial Statements of the current period and are therefore the key audit matters. We describe these matters in our auditor's report unless law or regulation precludes public disclosure about the matter or when, in extremely rare circumstances, we determine that a matter should not be communicated in our report because the adverse consequences of doing so would reasonably be expected to outweigh the public interest benefits of such communication.

## 7. Other Matters

We did not audit the financial statements / financial information of 4 subsidiaries, whose financial statements / financial information reflect total assets of Rs. 67,83.01 lakhs as at 31st March, 2021, total revenues of Rs. 5,577.54 and net cash flows amounting to Rs. 86.46 lakhs for the year ended on that date, as considered in the consolidated financial statements. The consolidated financial statements also include the Group's share of net profit of Rs.177.42 lakhs for the year ended 31st March, 2021, as considered in the consolidated financial statements, whose financial statements / financial information have not been audited by us. These financial statements / financial information have been audited by other auditors whose reports have been furnished to us by the Management and our opinion on the

consolidated financial statements, in so far as it relates to the amounts and disclosures included in respect of these subsidiaries, and associates, and our report in terms of sub-section (3) of Section 143 of the Act, in so far as it relates to the aforesaid subsidiaries, jointly controlled entities and associates, is based solely on the reports of the other auditors.

Our opinion on the consolidated financial statements, and our report on Other Legal and Regulatory Requirements below, is not modified in respect of the above matters with respect to our reliance on the work done and the reports of the other auditors and the financial statements / financial information certified by the Management.

## 8. Report on Other Legal and Regulatory Requirements

As required by Section 143(3) of the Act, we report that:

(a) We have sought and obtained all the information and explanations which to the best of our knowledge and belief were necessary for the purposes of our audit.

(b) In our opinion, proper books of account as required by law have been kept by the Company so far as it appears from our examination of those books.

(c) The Balance Sheet, the Statement of Profit and Loss (including the statement of Other Comprehensive Income), the Cash flow Statement, notes to Consolidated Ind AS Financial Statements and the Statement of Changes in Equity dealt with by this Report are in agreement with the books of account.

(d) In our opinion, the aforesaid Consolidated Ind AS Financial Statements comply with the Indian Accounting Standards specified under Section 133 of the Act, read with Companies (Indian Accounting Standards) Rules, 2015 as amended.

(e) On the basis of the written representations received from the directors as on 31st March, 2021 taken on record by the Board of Directors, none of the directors is disqualified as on 31st March, 2021 from being appointed as a director in terms of Section 164 (2) of the Act.

(f) With respect to the adequacy of the internal financial controls over financial reporting of the Company and the operating effectiveness of such controls, refer to our separate Report in "Annexure A".

(g) With respect to the other matters to be included in the Auditor's Report in accordance with Rule 11 of the Companies (Audit and Auditors) Rules, 2014, in our opinion and to the best of our information and according to the explanations given to us:

- i. The Company has disclosed the impact of pending litigation on its financial position in its Consolidated Ind AS Financial Statements.
- ii. The Company did not have any long-term contracts including derivative contracts for which there were any material foreseeable losses.
- iii. There has been no delay in transferring amounts, required to be transferred, to Investor Education and Protection Fund by the Company.

For N.C. Rajagopal & Co.  
Chartered Accountants  
Firm Reg No : 003398S

Place: Chennai  
Date : 05.05.2021

ArjunS  
(Partner)  
Membership No. 230448  
UDIN: 21230448AAAACP3639

## **ANNEXURE - A TO THE AUDITORS' REPORT ON THE INTERNAL FINANCIAL CONTROLS UNDER CLAUSE (I) OF SUB-SECTION 3 OF SECTION 143 OF THE COMPANIES ACT, 2013 ("THE ACT")**

In conjunction with our audit of the consolidated financial statements of the Company as of and for the year ended March 31, 2021, we have audited the internal financial controls over financial reporting of Megasoft Limited (hereinafter referred to as "the Holding Company") and its subsidiary companies, which are companies incorporated in outside India, as of that date.

### **Management's Responsibility for Internal Financial Controls**

The respective Board of Directors of the of the Holding company, its subsidiary companies, which are companies incorporated in outside India, are responsible for establishing and maintaining internal financial controls based on, "the internal control over financial reporting criteria established by the Company considering the essential components of internal control stated in the Guidance Note on Audit of Internal Financial Controls Over Financial Reporting issued by the Institute of Chartered Accountants of India (ICAI)". These responsibilities include the design, implementation and maintenance of adequate internal financial controls that were operating effectively for ensuring the orderly and efficient conduct of its business, including adherence to the respective company's policies, the safeguarding of its assets, the prevention and detection of frauds and errors, the accuracy and completeness of the accounting records, and the timely preparation of reliable financial information, as required under the Companies Act, 2013.

### **Auditors' Responsibility**

Our responsibility is to express an opinion on the Company's internal financial controls over financial reporting based on our audit. We conducted our audit in accordance with the Guidance Note on Audit of Internal Financial Controls Over Financial Reporting (the "Guidance Note") and the Standards on Auditing, issued by ICAI and deemed to be prescribed under section 143(10) of the Companies Act, 2013, to the extent applicable to an audit of internal financial controls, both applicable to an audit of Internal Financial Controls and, both issued by the Institute of Chartered Accountants of India. Those Standards and the Guidance Note require that we comply with ethical requirements and plan and perform the audit to obtain reasonable assurance about whether adequate internal financial controls over financial reporting was established and maintained and if such controls operated effectively in all material respects.

Our audit involves performing procedures to obtain audit evidence about the adequacy of the internal financial control system over financial reporting and their operating effectiveness.

Our audit of internal financial controls over financial reporting included obtaining an understanding of internal financial controls over financial reporting, assessing the risk that a material weakness exists, and testing and evaluating the design and operating effectiveness of internal control based on the assessed risk. The procedures selected depend on the auditor's judgment, including the assessment of the risks of material misstatement of the Consolidated Ind AS financial statements, whether due to fraud or error.

We believe that the audit evidence we have obtained and the audit evidence obtained by the other auditors in terms of their reports referred to in the Other Matters paragraph below, is sufficient and appropriate to provide a basis for our audit opinion on the Company's internal financial controls system over financial reporting.

### **Meaning of Internal Financial Controls over Financial Reporting**

A company's internal financial control over financial reporting is a process designed to provide reasonable assurance regarding the reliability of financial reporting and the preparation of Ind AS financial statements for external purposes in accordance with generally accepted accounting principles. A company's internal financial control over financial reporting includes those policies and procedures that

- (1) Pertain to the maintenance of records that, in reasonable detail, accurately and fairly reflect the transactions and dispositions of the assets of the company;
- (2) Provide reasonable assurance that transactions are recorded as necessary to permit preparation of Ind AS financial statements in accordance with generally accepted accounting principles, and that receipts and expenditures of the company are being made only in accordance with authorizations of management and directors of the company; and
- (3) Provide reasonable assurance regarding prevention or timely detection of unauthorized acquisition, use, or disposition of the company's assets that could have a material effect on the Ind AS financial statements.

## **Inherent Limitations of Internal Financial Controls over Financial Reporting**

Because of the inherent limitations of internal financial controls over financial reporting, including the possibility of collusion or improper management override of controls, material misstatements due to error or fraud may occur and not be detected. Also, projections of any evaluation of the internal financial controls over financial reporting to future periods are subject to the risk that the internal financial control over financial reporting may become inadequate because of changes in conditions, or that the degree of compliance with the policies or procedures may deteriorate.

### **Opinion**

In our opinion, the Holding Company has, in all material respects, an adequate internal financial controls system over financial reporting and such internal financial controls over financial reporting were operating effectively as at March 31, 2021, based on “the internal control over financial reporting criteria established by the Company considering the essential components of internal control stated in the Guidance Note on Audit of Internal Financial Controls Over Financial Reporting issued by the Institute of Chartered Accountants of India”.

### **Other Matters**

Our aforesaid reports under Section 143(3)(i) of the Act on the adequacy and operating effectiveness of the internal financial controls over financial reporting insofar as it relates to 4 subsidiary companies, which are companies incorporated in outside India, is based on the corresponding reports of the auditors of such companies incorporated in outside India.

For N.C. Rajagopal & Co.  
Chartered Accountants  
Firm Reg No : 003398S

ArjunS  
(Partner)  
Membership No. 230448  
UDIN: 21230448AAAACP3639

Place: Chennai  
Date : 05.05.2021

## Consolidated Balance Sheet

	Note	As at 31-Mar-2021 ₹ in lakhs	As at 31-Mar-2020 ₹ in lakhs
<b>ASSETS</b>			
<b>Non-Current assets</b>			
Non-Financial Assets			
Property, Plant and Equipment	2	16,861.57	16,339.29
Capital WIP		-	-
Goodwill		7,936.12	7,936.12
Financial Assets			
Investments			
Other Financial Assets	3	127.66	137.39
Deferred Tax Assets	4	61.66	60.75
Other Non Current Assets	5	15.84	-
<b>Current Assets</b>			
Financial Assets			
Trade Receivables	6	3,114.32	5,933.22
Cash And Bank Balances	7	679.09	583.57
Other Balances with Bank	8	44.90	33.05
Current Tax Assets (Net)	9	1,387.46	572.81
Other Current Assets	10	1,504.18	1,530.09
<b>TOTAL ASSETS</b>		<b>31,732.80</b>	<b>33,126.29</b>
<b>EQUITY AND LIABILITIES</b>			
<b>Equity</b>			
Equity Share Capital	11 A	4,426.73	4,426.73
Other Equity	11 B	9,738.26	9,610.25
<b>Total Equity</b>		<b>14,164.99</b>	<b>14,036.97</b>
<b>Non-Current Liabilities</b>			
Financial Liabilities			
Other Financial Liabilities	12	1,970.62	1,432.04
Provisions	13	136.25	129.94
<b>Current Liabilities</b>			
Financial Liabilities			
Borrowings	14	2,950.47	3,964.65
Trade payables	15	943.77	1,210.62
Other financial liabilities	16	1,943.92	1,833.78
Provisions-Current	17	794.84	860.35
Other current liabilities	18	8,827.95	9,657.93
<b>TOTAL EQUITY &amp; LIABILITIES</b>		<b>31,732.80</b>	<b>33,126.29</b>
Significant Accounting Policies	1		
Other Notes to Financial Statements	2-36		

The notes referred to above form integral part of these financial statements

As per our Report of even date attached

For and on behalf of the Board of Megasoft Limited

for **N.C.Rajagopal & Co.**

Chartered Accountants  
Firm Registration No: 003398 S

**G V Kumar**  
Managing Director

**Anil Kumar Sood**  
Director

**Anish Mathew**  
Director

Arjun S.  
Membership No: 230448

**Shridhar Thathachary**  
Chief Financial Officer

**Srivalli Susarla**  
Company Secretary

Place: Hyderabad  
Date: 05th May, 2021

## Consolidated Statement of Profit & Loss

	Note	For the year ended 31-Mar-2021 ₹ in lakhs	For the year ended 31-Mar-2020 ₹ in lakhs
<b>Revenue from Operations</b>			
Revenue from sale of services	19	5,940.22	5,673.26
Other Income	20	686.40	650.28
		<b>6,626.62</b>	<b>6,323.54</b>
<b>Expenses</b>			
Software, hardware and material cost		1,937.60	1,644.82
Employee benefits expense	21	1,311.84	1,246.41
Finance costs	22	548.96	682.82
Depreciation and amortization expense	2	363.04	437.58
Other expenses	23	2,280.62	2,244.98
<b>TOTAL EXPENSES</b>		<b>6,442.07</b>	<b>6,256.61</b>
Profit/(Loss) Before tax		184.55	66.93
<b>Tax expense</b>			
Current tax		0.67	-
Deferred tax		(0.93)	(3.78)
Total tax expense		<b>(0.26)</b>	<b>(3.78)</b>
<b>Profit/(Loss) for the year</b>		<b>184.81</b>	<b>70.71</b>
<b>Other Comprehensive Income/(Loss)</b>			
<b>A Items that will not be reclassified to profit and loss</b>			
i) Remeasurements of post employment benefit obligations		(6.66)	(0.10)
ii) Changes in Revaluation Surplus		-	-
<b>B Items that will be reclassified to profit and loss</b>			
i) Fair Value Changes in Equity Instruments through OCI		-	-
<b>Other Comprehensive Income for the year</b>		<b>(6.66)</b>	<b>(0.10)</b>
<b>Total Comprehensive Income for the year</b>		<b>178.15</b>	<b>70.61</b>
<b>Earnings per equity share (in ₹)</b>			
(1) Basic		0.42	0.16
(2) Diluted		0.42	0.16
Significant Accounting Policies	1		
Other Notes to Financial Statements	2-36		

The notes referred to above form integral part of these financial statements

As per our Report of even date attached

For and on behalf of the Board of Megasoft Limited

for **N.C.Rajagopal & Co.**

Chartered Accountants  
Firm Registration No: 003398 S

**G V Kumar**  
Managing Director

**Anil Kumar Sood**  
Director

**Anish Mathew**  
Director

Arjun S.  
Membership No: 230448

**Shridhar Thathachary**  
Chief Financial Officer

**Srivalli Susarla**  
Company Secretary

Place: Hyderabad  
Date: 05th May, 2021

## Statement of changes in equity

A Equity Share Capital								(Amounts in Lakhs)	
Equity shares of ₹10 each, Issued, Subscribed and Paid up				Balance as at 31st March 2020	Changes in equity share capital		Balance as at 31st March, 2021		
Equity shares with voting rights				4,426.73			4,426.73		
<b>Total</b>				<b>4,426.73</b>			<b>4,426.73</b>		
B Other Equity									
Particulars	Securities Premium Reserve						Retained Earnings	Other Comprehensive Income	Total
		Capital Reserve	Foreign Currency Translation Reserve	General Reserve	Business Reconstruction Reserve	Revaluation Reserve			
<b>Balance as at 1st April 2020</b>	250.66	5.59	(2,249.74)	2,546.71	21.38	2,773.73	8,442.80	(2180.78)	9,610.25
Addition during the current year	-	-	(50.13)	-	-	-	-	(6.66)	(56.79)
Profit for the year	-	-	-	-	-	-	184.81	-	184.81
<b>Balance as at 31st March 2021</b>	250.66	5.59	(2,299.87)	2,546.71	21.38	2,773.73	8,627.61	(2,187.55)	9,738.26

As per our Report of even date attached

For and on behalf of the Board of Megasoft Limited

for **N.C.Rajagopal & Co.**  
Chartered Accountants  
Firm Registration No: 003398 S

**G V Kumar**  
Managing Director

**Anil Kumar Sood**  
Director

**Anish Mathew**  
Director

Arjun S.  
Membership No: 230448

**Shridhar Thathachary**  
Chief Financial Officer

**Srivalli Susarla**  
Company Secretary

Place: Hyderabad  
Date: 05th May, 2021



## Consolidated Cash Flow Statement

	For the year ended 31-Mar-2021	For the year ended 31-Mar-2020
	₹ in lakhs	₹ in lakhs
<b>A. Cash flow from Operating Activities</b>		
Net Profit Before Tax	184.55	66.93
Adjusted for:		
Bad Debts	99.82	340.00
Provision for bad and doubtful debts	100.00	-
Depreciation	363.04	437.58
Adjustment arising out of ROU Assets	(57.48)	(165.11)
Gratuity- Actuarial (Losses) / Gains	(6.66)	(0.10)
Interest Income	(17.50)	(13.68)
Interest & Bank Charges	548.96	682.82
Sundry Credit balance written back	-	-
Unrealised Foreign Exchange Fluctuation	(50.13)	234.31
<b>Operating Profit Before Working Capital Changes</b>	<b>1,164.59</b>	<b>1,582.74</b>
Adjusted for:		
Trade and other Receivables	2618.17	(429.90)
Trade and other payables	(1002.44)	714.40
Other non-current assets	(15.84)	11.49
Other Financial Assets	(779.01)	(139.56)
<b>Cash Generated from operations</b>	<b>1,985.47</b>	<b>1,739.17</b>
Net prior year adjustments	-	-
Current Tax (Current and relating to Previous years)	(0.67)	-
Deferred Tax	0.93	3.78
<b>Net Cash from / (Used in) Operating Activities [A]</b>	<b>1,985.73</b>	<b>1,742.95</b>
<b>B. Cash Flow from Investing activities</b>		
Purchase of Fixed Assets	(332.73)	(3724.91)
Capital Work In Progress (WIP)	-	3081.40
Interest Income (Gross)	17.50	13.68
Intangibles	-	-
<b>Net Cash from / (Used in) Investing Activities [B]</b>	<b>(315.23)</b>	<b>(629.83)</b>
<b>C. Cash flow from Financial Activities</b>		
Realization of deposits / (Repayment of deposits)	(11.85)	12.00
Repayment of Borrowings	(1014.18)	(117.33)
Interest & Bank Charges	(548.96)	(682.82)
<b>Net Cash flow from/(Used in) Financing Activities [C]</b>	<b>(1574.99)</b>	<b>(788.15)</b>
<b>Net Cash Flows during the year {A+B+C}</b>	<b>95.52</b>	<b>324.97</b>
<b>Cash &amp; Cash Equivalents (Opening Balance)</b>	<b>583.57</b>	<b>258.60</b>
<b>Cash &amp; Cash Equivalents (Closing Balance)</b>	<b>679.09</b>	<b>583.57</b>

As per our Report of even date attached

For and on behalf of the Board of Megasoft Limited

for **N.C.Rajagopal & Co.**  
Chartered Accountants  
Firm Registration No: 003398 S

**G V Kumar**  
Managing Director

**Anil Kumar Sood**  
Director

**Anish Mathew**  
Director

Arjun S.  
Membership No: 230448

**Shridhar Thathachary**  
Chief Financial Officer

**Srivalli Susarla**  
Company Secretary

Place: Hyderabad  
Date: 05th May, 2021

## **Megasoft Limited**

### **Notes forming part of Consolidated Financial Statements for the year ended March 31, 2021**

#### **Note 1A: Company information and Significant accounting policies**

##### **a. Background**

Megasoft Limited, a public limited company domiciled in India and incorporated under the provisions of the Companies Act, 1956, on 29 June 1999 and is registered office in Chennai. The company's shares are listed on BSE and NSE, in India. The company is a unique trans-nation company with customers, employees and operations across multiple continents and combines the best global practices with a focus on the global telecommunication domain.

Megasoft Limited ("The Company") together with its subsidiary companies (collectively "the Group") is engaged in the business of providing Information Technology services to customer

<b><u>Name of the Wholly owned Subsidiary Companies</u></b>	<b><u>Country of Incorporation</u></b>	<b><u>% Holding</u></b>
XIUS Holding Corp	USA	100%
Xius Corp	USA	100%
XIUS S DE RL DE CV	Mexico	100%
Megasoft Consultants SdnBhd	Malaysia	100%

##### **b. Basis of Preparation**

These Financial Statements have been prepared on accrual basis of accounting in accordance with Indian Accounting Standards (IND AS) as per the Companies (Indian Accounting Standards) Rule, 2015 notified under Section 133 of Companies Act, 2013, (the 'Act') and other relevant provisions of the Act. The Financial Statements upto year ended 31st March 2017 were prepared in accordance with Generally Accepted Accounting principles( GAAP) in India, accounting standards specified under section 133 of the Companies Act, 2013, read with Rule 7 of the Companies (Accounts) Rules, 2014 and the Companies Act, 2013 collectively referred to as "Indian GAAP". The company followed the provisions of IND AS 101 in preparing its opening IND AS Balance Sheet as on the date of transition viz. 1st April, 2016. Some of the Company's IND AS accounting policies used in the opening balance sheet are different from the previous GAAP policies applied as at 31st March, 2016 and accordingly adjustments were made to restate the opening balances as per IND AS. The adjustments arose from events and transactions before the date of transition of IND AS were recognised directly to Retained earnings as at 1st April, 2016, as required by IND AS 101.

Disclosures under IND AS are made only in respect of material items and in respect of the items that will be useful to the users of Financial Statements in making economic decisions.

##### **c. Basis of Measurement**

The Financial Statements have been prepared in Going concern basis and on an accrual method of accounting. Historical cost is used in preparation of Financial Statements except for the following items which are measured at Fair value:

- i) Certain Financial assets and liabilities
- ii) Net Defined benefit (Asset)/ Liability

##### **d. Functional and Presentation currency**

The Financial Statements are presented in Indian Rupees (INR), which is the Company's functional currency. All financial information presented in INR has been rounded to the nearest Lakhs, except as stated otherwise.

##### **e. Use of estimates and management judgement**

The preparation of Financial Statements in conformity with the accounting policies requires the management to make estimates and assumption considered in the reported amounts of assets and liabilities (including contingent liabilities) and the reported income and expenses during the year. The Management believes that the estimates used in preparation of the Financial Statements are prudent and reasonable. Future results could differ due to these estimates and the differences between the actual results and the estimates are recognised in the periods in which the results are known/materialize.

#### **Note 1B Significant accounting policies**

A Summary of significant accounting policies applied in the preparation of Financial Statements is given below. These accounting policies have been applied consistently to all the periods presented in the Financial Statements.

## **a. Revenue Recognition**

Revenue from software development on time and material basis is recognized based on software developed and billed to clients as per the terms of specific contracts. In the case of fixed-price contracts, revenue is recognized based on the milestones achieved as specified in the contracts or on the percentage of completion basis. Provision for estimated losses on incomplete contract is recorded in the period in which such losses become probable based on the current estimates. Revenue from product licenses and related revenue are recognized as follows:

- License fees, on delivery and subsequent milestone schedule as per the terms of the contract with the end use
- Product maintenance revenues, over the period of the maintenance contract

## **b. Property, Plant and Equipment**

### **i. Initial and Subsequent Recognition:**

All items of Property, Plant and equipment (PPE) are measured at Historical cost, which includes capitalised borrowing cost less accumulated depreciation and impairment loss, if any.

Items of spare parts, standby equipment and servicing equipment which meet the definition of property, plant and equipment are capitalised. Other spare parts are carried as inventory and recognised in the Statement of Profit and Loss on consumption.

Where the cost of depreciable assets has undergone a change during the year due to increase/ decrease in long term liabilities on account of exchange fluctuation price adjustment, change in duties or similar factors, and the unamortized balance of such asset is charged off prospectively over the remaining useful life determined following the applicable accounting policies relating to depreciation/ amortization.

Spare parts are recognised when they meet the definition of Property, Plant and Equipment, otherwise, such items are classified as inventory.

On transition to IND AS, the company has elected to adopt the cost model i.e., cost less accumulated depreciation for all of its Property, Plant and Equipment as at 1st April, 2016. Except for land which has been revalued to reflect the fair value.

The Property, Plant and equipment of the Company are physically verified in a phased manner to cover all the items of PPE over a period of three years, which in the Management's opinion, is reasonable having regard to the size of the Company and the nature of its assets. Property, Plant and Equipments are capitalised when the assets are ready for their intended use and when occupancy certificate is received in respect of immovable properties.

### **ii. Depreciation**

Depreciation is recognised in Statement of Profit and Loss on a straight – line basis over the estimated useful lives of each part of an item of property, plant and equipment. Leased assets are depreciated over the shorter of the lease term and their useful lives unless it is reasonably certain that the Company will obtain ownership by the end of the lease term.

Depreciation on additions to/ deductions from property, plant and equipment during the year is charged on pro – rata basis from/ up to the month in which the asset is available for use/ disposed.

### **iii. Goodwill and Other Intangible Assets:**

On transition to IND AS, the Company has elected to continue with the carrying value of all its intangible assets recognised as at 1st April, 2016, measured at previous GAAP, and use that carrying value as the deemed cost of such intangible assets.

Software which is not an integral part of related hardware, is treated as intangible asset and amortised over a period five years or its license period, whichever is less.

On Transition to IND AS the company has elected to continue with the carrying value of all intangible assets recognised as at 1st April, 2016 measured as per the previous GAAP and use the carrying value as deemed cost.

### **iv. Capital work – in – progress:**

The cost of self – constructed assets includes the cost of materials and direct labour, any other costs directly attributable to bringing the assets to the location and condition necessary for it to be capable of operating in the manner intended by management and borrowing costs.

Expenses directly attributable to construction of property, plant and equipment incurred till they are ready for their intended use are identified and allocated on a systematic basis of the cost of related assets.

Unsettled liabilities for price variation/exchange rate variation in case of contracts are accounted for on estimated basis as per terms of the contracts.

### **v. Leases:**

The company's lease assets primarily comprise of buildings. The company assesses whether a contract contains a lease at the inception

of the contract. A contract is, or contains a lease, if the contract conveys the right to control the use of an identified asset for a period of time in exchange for consideration. To assess whether a contract conveys the right to control the use of an identified asset, the Company assesses whether:

- (i) the contract involves the use of an identified asset
- (ii) the Company has substantially all of the economic benefits from use of the asset through the period of the lease and
- (iii) the Company has the right to direct the use of the asset.

### **Transition**

Effective April 1, 2019, the Company adopted Ind AS 116 “Leases” and applied the standard to all lease contracts existing on April 1, 2019 are accounted for as per the provisions of the standard. Consequently, the Company recorded the lease liability at the present value of the lease payments discounted at the incremental borrowing rate. Right of Use ( ROU ) assets have been recognized by the Company at an amount equal to the lease liability , adjusted for previously recognized prepaid or accrued lease payments.

### **c. Cash Flow Statement**

Cash flow statement is prepared in accordance with the indirect method prescribed in IND AS 7 “Cash Flow Statement”.

### **d. Prior Period Errors**

Material prior period errors are corrected retrospectively by restating the comparative amounts for the prior periods presented in which the error occurred. If the error occurred before the earliest period presented, the opening balances of assets, liabilities, and equity for the earliest period presented, are restated.

### **e. Income Tax**

Income tax expense comprises Current and Deferred tax. Current Tax expense is recognised in Statement of Profit and Loss except to the extent that it relates to items recognised directly in Other Comprehensive Income (OCI) or Equity, in which case it is recognised in OCI or Equity.

Current tax is the amount of tax payable on the taxable income for the year as determined in accordance with the applicable tax rates and the provisions of the Income Tax Act, 1961 and other applicable tax laws.

Deferred tax is measured using the tax rates and the tax laws enacted or substantively enacted as at the reporting date. Deferred tax liabilities are recognized for all timing differences.

Deferred tax assets are recognized for all temporary differences and unused tax losses only if it is probable that future taxable amounts will be available to utilize those temporary differences and losses. Deferred tax assets and liabilities are offset if such items relate to taxes on income levied by the same governing tax laws and the Company has a legally enforceable right for such set off. Deferred tax assets are reviewed at each balance sheet date for their reliability.

Deferred Tax expense is recognised in Statement of Profit and Loss except to the extent that it relates to items recognised directly in Other Comprehensive Income (OCI) or Equity, in which case it is recognised in OCI or Equity.

### **f. Employee Benefits**

**Defined contribution plans:** Contributions to defined contribution plans are recognized as expenses when employees have rendered services entitling them to such benefits.

**Defined benefit plans:** For defined benefit plans, the cost of providing benefits using the projected Unit Credit Method, with actuarial valuations being carried out at each Balance sheet date. Actuarial gains and losses are recognised in full in the other Comprehensive income for the period in which they occur. Past service cost both vested and unvested is recognised as expenses at the earlier of (a) when the plan amendment or curtailment occurs: and (b) when the entity recognises related restructuring costs or termination benefits.

The retirement benefit obligations recognised in the Balance Sheet represents the present value of the defined benefit obligations reduced by the fair value of scheme assets. Any assets resulting from this calculation is limited to the present value of available refunds and reductions in future contributions to the scheme.

#### **g. Foreign currency translation**

The consolidated financial statements are prepared in Indian Rupees, which is the functional currency for Megasoft Limited. The translation of the functional currencies into the reporting currency is performed for assets and liabilities of the foreign subsidiary companies currency exchange rates in effect at the balance sheet date, for revenue, costs and expenses using average exchange rates prevailing during the reporting periods and for share capital, using the exchange rate at the date of the transaction. The resultant translation exchange gain/loss has been disclosed as "Foreign Currency Translation Reserve" under "Reserve & Surplus".

All income and expenditure transactions of the foreign branch during the year are included in these accounts at the average rate of exchange. Monetary assets and liabilities are translated at rates prevailing on the balance sheet date. Non-monetary assets and liabilities are translated at the rate prevailing on the date of the transaction. Depreciation is translated at the rates used for the transaction of the values of the assets on which depreciation is computed. Net gain/loss on foreign currency translation is recognized in the profit & loss Account.

In case of forward exchange contract or any other financial instruments that is in substance a forward exchange contract to hedge the foreign currency risk which is on account of firm commitment and / or is a highly probable forecast transaction, the premium or discount arising at the inception of the contract is amortized as expenses or income over the life of the contract.

Gain / Losses on settlement of transaction arising on cancelled or renewal of such a forward exchange contract are recognized as income or expenses for the period. In all other cases the gain or loss on contract is computed by multiplying the foreign currency amount of the forward exchange contract by the difference between the forward rate available at the reporting date for the remaining maturity of the contract and the contracted forward rate (or the forward rate last used to measure a gain or loss on that contract for an earlier period) is recognized in the profit or loss account for the period.

#### **h. Borrowing Cost**

Borrowing costs, allocated to and utilized for qualifying assets, pertaining to the period from commencement of activities relating to construction/development of the qualifying asset up to the date of capitalization of such asset is added to the cost of the assets. Borrowing costs include interest, amortization of ancillary costs incurred. Costs in connection with the borrowing of funds to the extent not directly related to the acquisition of qualifying assets are charged to the Statement of Profit and Loss over the tenure of the loan. Capitalization of borrowing costs is suspended and charged to the Statement of Profit and Loss during extended periods when active development activity on the qualifying assets is interrupted.

#### **i. Impairment of Non – Financial Assets**

The carrying amount of Company's Non – financial Assets are reviewed at each reported date to determine whether there is an indication of impairment 'considering the provisions of IND AS 36 "Intangible Assets".

Impairment loss is recognised if the carrying amount of the assets or its Cash Generating Units (CGU) exceeds its estimated recoverable amount. Impairment losses are recognised in Profit and Loss. Impairment losses recognised in respect of CGUs are reduced from the carrying amounts of the assets of the CGU.

Non-Financial assets that suffered impairment are reviewed for possible reversal of the impairment at the end of each reporting period. Impairment losses recognised in prior periods are assessed at each reporting date for any indications that the loss has decreased or no longer exists.

An Impairment loss is reversed if there has been a change in the estimates used to determine the recoverable amount. An impairment loss is reversed only to the extent that the assets carrying amount does not exceed the carrying amount that would have been determined, net of depreciation or amortisation, if no impairment loss had been recognised.

#### **j. Earnings per share**

Basic earnings per share are computed by dividing the net profit/loss after tax attributable to the equity shareholders of the company by the weighted average number of equity shares outstanding during the year. Diluted earnings per share is computed by dividing the net profit/loss after tax attributable to the equity shareholders of the company as adjusted for dividend, interest and other charges to expense or income relating to the dilutive potential equity shares, by the weighted average number of equity shares considered for deriving basic earnings per share and the weighted average number of equity shares which could have been issued on the conversion of all dilutive potential equity shares.

#### **k. Provisions and Contingent Liabilities**

A provision is recognized when the Company has a present obligation as a result of past events and it is probable that an outflow of resources will be required to settle the obligation in respect of which a reliable estimate can be made. Provisions (excluding retirement benefits) are not discounted to their present values and are determined based on the best estimate required to settle the obligations at the Balance Sheet date. These are reviewed at each Balance Sheet date and adjusted to reflect the current best estimates. Contingent

liabilities are not recognized in the Financial Statements and are disclosed in the Notes. A Contingent asset is neither recognized nor disclosed in the Financial Statements.

## **I. Business Combination**

As part of the transition to IND AS, the company has decided to apply the IND AS 103, Business combinations, to only those business combinations that occurred on or after 1st April, 2015.

In respect of Business combinations, prior to 1st April, 2015, goodwill represents the amount recognised under the company's previous accounting framework under Indian GAAP and the same is tested annually for impairment.

## **m. Financial Instruments**

All Financial Assets and Liabilities are recognised and measured initially at fair value adjusted by transaction cost, except for those carried at fair value through Profit or Loss which are measured initially at fair value. For the purpose of subsequent measurement, Financial Assets are classified into following categories upon initial recognition:

- Amortised cost
- Financial assets at fair value through profit or loss (FVTPL)
- Financial assets at fair value through Other Comprehensive Income (FVOCI)

### ➤ **Financial assets**

#### **Amortised Cost**

A financial asset is measured at amortised cost using effective interest rates if both of the following conditions are met:

- a) the financial asset is held within a business model whose objective is to hold financial assets in order to collect contractual cash flows; and
- b) the contractual terms of the financial asset give rise on specified dates to cash flows that are solely payments of principal and interest on the principal amount outstanding.

The Company's cash and cash equivalents, trade and most other receivables fall into this category of financial instruments.

#### **Financial assets at FVTPL**

Financial assets at FVTPL include financial assets that either do not meet the criteria for amortised cost classification or are equity instruments held for trading or that meet certain conditions and are designed at FVTPL upon initial recognition. All derivative financial instruments also fall into this category. Assets in this category are measured at fair value with gains or losses recognised in profit and loss. The fair values of financial assets in this category are determined by reference to active market transactions or using a valuation technique where no active market exists.

#### **Financial assets at FVOCI**

FVOCI financial assets are either debt instruments that are managed under hold to collect and sell business model or are non – trading equity instruments that are designated to this category. FVOCI financial assets are measured at fair value. Gains and losses are recognised in Other Comprehensive Income, except for interest and dividend income and foreign exchange differences on monetary assets, which are recognised in statement of profit and loss.

### ➤ **Financial Liabilities**

#### **Initial recognition and measurement**

All financial liabilities are initially recognised at Book value and in the case of loans and borrowings and payables, net of attributable transaction costs (example: Upfront processing fees).

The company's financial liabilities include trade and other payables, loan and borrowings including bank overdrafts and financial guarantee contracts.

#### **Classification and subsequent measurement of financial liabilities**

Financial liabilities are measured subsequently at amortised cost using the effective interest method, except for financial liabilities held for trading or designated at FVTPL, that are carried subsequently at fair value with gains or losses recognised in profit or loss. All derivative financial instruments are accounted for at FVTPL.

## 2. Fixed Assets

(₹ in lakhs)

Particulars	Gross Block					Depreciation					Net Block	
	Cost as at 1-Apr-2020	Additions/ Revaluation	Deletions / Adjustments	Foreign Exchange translation difference	Cost as at 31-Mar-2021	As at 1-Apr-2020	For the period / year	On Deletions / Adjustments	Foreign Exchange translation difference	Total as at 31-Mar-2021	As at 31-Mar-2021	As at 31-Mar-2020
<b>(A) Tangible Assets</b>												
Land & Land Development	3673.32	-	-		3,673.32	-	-	-		-	3,673.32	3673.32
Building	9,580.37	-	-	-	9580.37	136.37	151.37	-		287.74	9,292.63	9,444.00
Leasehold building(ROU)	214.83	552.60	-	-	767.43	167.76	129.34			297.10	470.33	47.07
Plant & Machinery	646.46	27.07	-	(12.08)	661.45	446.10	25.90	-	(8.96)	463.04	198.41	200.36
Computer systems & Software	15,275.37	373.26	-	(353.11)	15,295.52	12,945.71	55.66	-	(286.08)	12,715.29	2,580.23	2,329.66
Furniture & Fittings	724.89	3.33		(13.31)	714.91	551.68	0.77	-	(12.73)	539.72	175.19	173.21
Vehicles	86.13	-	-	(0.47)	85.66	76.50	-		(0.25)	76.25	9.41	9.63
<b>Sub Total</b>	<b>30,201.37</b>	<b>956.26</b>	<b>-</b>	<b>(378.97)</b>	<b>30,778.66</b>	<b>14,324.12</b>	<b>363.04</b>	<b>-</b>	<b>(308.02)</b>	<b>14,379.14</b>	<b>16,399.52</b>	<b>15,877.25</b>
<b>(B) Intangible Assets</b>												
Intellectual Property Rights	68.00	-	-		68.00	68.00	-	-		68.00	-	-
Patents	1,253.64	-	-		1,253.64	791.59	-	-		791.59	462.05	462.05
<b>Sub Total</b>	<b>1,321.64</b>	<b>-</b>	<b>-</b>		<b>1,321.64</b>	<b>859.59</b>	<b>-</b>	<b>-</b>		<b>859.59</b>	<b>462.05</b>	<b>462.05</b>
<b>(C) Capital WIP</b>	<b>-</b>	<b>-</b>	<b>-</b>	<b>-</b>	<b>-</b>	<b>-</b>	<b>-</b>	<b>-</b>		<b>-</b>	<b>-</b>	<b>-</b>
<b>TOTAL</b>	<b>31,523.01</b>	<b>956.26</b>	<b>-</b>	<b>(378.97)</b>	<b>32,100.30</b>	<b>15,183.71</b>	<b>363.04</b>	<b>-</b>	<b>(308.02)</b>	<b>15,238.73</b>	<b>16,861.57</b>	<b>16,339.29</b>
Previous year	29,786.09	3,809.24	3,081.40	1,009.08	31,523.01	13,867.57	437.58	-	878.55	15,183.71	16,339.29	15,918.52

DESCRIPTION	Property, Plant and equipment	Right of Use Asset	Total
<b>Gross Carrying Value</b>			
<b>As at March 31, 2020</b>	<b>29,986.54</b>	<b>214.83</b>	<b>30,201.37</b>
ROU recognised on April 1, 2020	-	-	
Reclassified on account of adoption of Ind As 116	-	-	
Additions	403.66	552.60	<b>956.26</b>
Disposals	-	-	
<b>As at March 31, 2021</b>	<b>30,011.23</b>	<b>767.43</b>	<b>30,778.66</b>
<b>Accumulated Depreciation</b>			
<b>As at March 31, 2020</b>	<b>14156.36</b>	<b>167.76</b>	<b>14324.12</b>
ROU recognised on April 1, 2020	-	-	
Reclassified on account of adoption of Ind AS 116	-	-	
Charge for the year	233.7	129.34	<b>363.04</b>
Adjustment for disposal	-	-	
Foreign exchange translation difference	(308.02)		(308.02)
<b>As at March 31, 2021</b>	<b>14,082.04</b>	<b>297.10</b>	<b>14,379.14</b>
<b>Net Block as at March 31, 2020</b>	<b>15,830.17</b>	<b>47.07</b>	<b>15,877.24</b>
<b>Net Block as at March 31, 2021</b>	<b>15,929.2</b>	<b>470.32</b>	<b>16,399.52</b>

Summary of Depreciation charged In P&L account	
On account of ROU assets (Ind AS 116)	129.34
On account of Others (incl. Building)	233.7
	<b>363.04</b>



	As at 31-Mar-2021 ₹ in lakhs	As at 1st-Apr-2020 ₹ in lakhs		
<b>3 Financial Asset</b>				
Security deposit	127.66	137.39		
<b>Total</b>	<b>127.66</b>	<b>137.39</b>		
<b>4 Deferred Tax Asset - Non Current</b>				
On account of depreciation	(360.23)	(160.76)		
On account of others(including carried forward loss)	421.90	221.51		
<b>Total</b>	<b>61.66</b>	<b>60.75</b>		
<b>5 Other Non Current asset</b>				
Prepaid expenses	15.84	-		
<b>Total</b>	<b>15.84</b>	<b>-</b>		
<b>6 Trade Receivables</b>				
Unsecured, considered good				
- Exceeding six months from the date they were due for payment	2,296.97	4,575.54		
- Others	817.35	1,357.68		
Unsecured, considered doubtful				
-Exceeding six months from the date they were due for payment	260.00	-		
-others	-	-		
Less: Allowance for unsecured bad and doubtful debts	260.00	-		
<b>Total</b>	<b>3,114.32</b>	<b>5,933.22</b>		
<b>7 Cash And Bank Balances</b>				
(A) Balances with Banks:				
- Current accounts	679.06	583.56		
- Cash on hand	0.03	0.01		
<b>Total</b>	<b>679.09</b>	<b>583.57</b>		
<b>8 Other Bank balances</b>				
Deposits held as Margin Money	44.90	33.05		
<b>Total</b>	<b>44.90</b>	<b>33.05</b>		
<b>9 Current Tax (Liabilities)/Asset</b>				
Advance Tax (Net off Provision for Taxation)	1,387.46	572.81		
<b>Total</b>	<b>1,387.46</b>	<b>572.81</b>		
<b>10 Other Current Assets</b>				
Prepaid Expenses	629.74	487.38		
Security Deposits	162.98	79.67		
Accrued Interest Receivable	15.66	14.99		
Balance with Government authorities	199.01	421.98		
Other Advances				
-Staff Advances	92.73	496.88		
-Others	404.06	29.18		
<b>Total</b>	<b>1,504.18</b>	<b>1,530.09</b>		
<b>11A : Share Capital</b>				
a) Authorised Capital	7,500.00	7,500.00		
7,50,00,000 Equity shares of ₹ 10 each (PYs: 7,50,00,000 Equity shares of ₹ 10 each)				
Issued, Subscribed and Fully Paid up Capital				
4,42,67,293 Equity Shares of ₹ 10/- each, Fully paid up (PY : 4,42,67,293 Equity shares of ₹ 10/- each, fully paid up)	4,426.73	4,426.73		
<b>Total</b>	<b>4,426.73</b>	<b>4,426.73</b>		
<b>b) Reconciliation of number of shares outstanding at the beginning and end of reporting period</b>				
<b>Particulars</b>	<b>Equity Shares</b>		<b>Equity Shares</b>	
	<b>As at 31st March,2021</b>		<b>As at 31st March,2020</b>	
	<b>Number</b>	<b>Amount</b>	<b>Number</b>	<b>Amount</b>
Shares outstanding at the beginning of the year	4,42,67,293	4,426.73	4,42,67,293	4,426.73
Shares Issued during the year	-	-	-	-
Shares outstanding at the end of the year	4,42,67,293	4,426.73	4,42,67,293	4,426.73

**c) (i) Rights and Preferences attached to equity shares**

Every shareholder is entitled to such rights as to attend and vote at the meeting of the shareholders, to receive dividends distributed and also has a right in the residual interest of the assets of the Company. Every shareholder is also entitled to right of inspection of documents as provided in the Companies Act, 2013.

(ii) There are no restrictions attached to equity shares.

**d) Details of shareholders holding more than 5 % shares in the company**

Particulars	As at 31st March,2021		As at 31st March,2020	
	No. of shares	%	No. of shares	%
I labs Venture Capital Fund	3,762,375	8.50%	3,762,375	8.50%
Ravindra Babu S	2,688,768	6.07%	2,688,768	6.07%
Venkatraman Kumar Gandaravakottai	2,226,911	5.03%	2,226,911	5.03%

e) During the period of five years immediately preceding the reporting date including the current year, the company has neither bought back nor issued any bonus shares.

**11B Other Equity**

	As at 31-Mar-2021 ₹ in lakhs	As at 1st-Apr-2020 ₹ in lakhs
<b>A Securities Premium Account</b>		
Opening balance	250.66	250.66
Closing balance	250.66	250.66
<b>B Capital Reserve</b>	5.59	5.59
Closing balance	5.59	5.59
<b>C Foreign Currency Translation Reserve</b>	(2,249.74)	(2,484.05)
Changes during the year	(50.13)	234.31
Closing balance	(2,299.87)	(2,249.74)
<b>D Business Reconstruction Reserve</b>	21.38	21.38
Closing balance	21.38	21.38
<b>E General Reserve</b>	2,546.71	2,546.71
Closing balance	2,546.71	2,546.71
<b>F Retained Earnings</b>		
Opening balance	8,442.80	8,372.09
Net Profit/ (Loss) for the year	184.81	70.71
Closing balance	8,627.61	8,442.80
<b>G Revaluation Surplus</b>		
Opening balance	2,773.73	2,773.73
Changes during the year	-	-
Closing balance	2,773.73	2,773.73
<b>H Other Comprehensive Income</b>		
As per Last Balance Sheet	(2,180.88)	(2,180.88)
Add: Movement in OCI during the year (net)	(6.66)	(0.10)
Less: Transfer to Revaluation Surplus	-	-
Total Other Comprehensive Income	(2,187.55)	(2,180.88)
<b>Total</b>	<b>9,738.26</b>	<b>9,610.25</b>
<b>12 Other Financial Liability - Non Current</b>		
Security Deposit-JDA	1,442.71	1,302.39
Deferred Premium Translation of financial Liabilities	125.18	129.64
Finance lease obligations (Ind AS)	402.73	-
<b>Total</b>	<b>1,970.62</b>	<b>1,432.04</b>
<b>13 Provisions - Non Current</b>		
Provision for Gratuity	104.19	102.82
Provision for leave encashment	32.06	27.13
<b>Total</b>	<b>136.25</b>	<b>129.94</b>

	As at 31st March,2021 ₹ in lakhs	As at 31st March,2020 ₹ in lakhs
<b>14 Borrowings – Current</b>		
Secured		
Loans repayable on demand - Working Capital Loan	2,950.47	3,964.65
Unsecured		
Others	-	-
<b>Total</b>	<b>2,950.47</b>	<b>3,964.65</b>

Holding Company-Megasoft Limited-Cash Credit	
Security	Default
Primary Security - Exclusive first charge on entire current assets of the company, both present and future.	NIL (PY: NIL)
Collateral Security - Exclusive first charge on entire unencumbered fixed assets of the company and mortgage on open land and buildings for commercial use situated at Hyderabad.	
Subsidiary Company-XIUS Holding Corporation –Working Capital Loan	
Primary Security - First charge on all current assets and fixed assets, both present and future.	NIL (PY: NIL)
Collateral Security - Mortgage on land and buildings for commercial use situated at Hyderabad and Pledge of 30% of shares held by the Holding Company in the Subsidiary Company.	
Guarantee - Corporate Guarantee given by the Holding Company.	

<b>15 Trade Payables</b>		
Total outstanding dues of Micro Enterprises & small enterprises*	-	-
Total outstanding dues of Creditors other than micro enterprises & small enterprises	943.77	1,210.62
<b>Total</b>	<b>943.77</b>	<b>1,210.62</b>

\*As per the information available with the company, there are no outstanding dues that are required to be furnished under Section 22 of Micro, Small and Medium Enterprise Development Act, 2006.

<b>16 Other Financial Liabilities</b>		
Interest Accrued and due on Borrowings	1,799.61	1,744.00
Deferred premium translation of Financial Liabilities	51.92	40.06
Current maturities of finance lease obligations	92.38	49.72
<b>Total</b>	<b>1,943.92</b>	<b>1,833.78</b>

<b>17 Provisions – Current</b>		
Provision for Gratuity	7.49	10.41
Provision for Leave Encashment	6.04	6.11
Provision for Outstanding Expenses	781.31	843.83
<b>Total</b>	<b>794.84</b>	<b>860.35</b>

<b>18 Other current liabilities</b>		
Statutory Dues Payable	54.99	198.52
Salary Payable	68.71	325.53
Other Payables*	8,704.24	9,133.88
* Includes amounts received on JDA property.		
<b>Total</b>	<b>8,827.94</b>	<b>9,657.93</b>

<b>19 Revenue From Operation</b>		
Revenue from sale of services	5,940.22	5,673.26
<b>Total</b>	<b>5,940.22</b>	<b>5,673.26</b>

<b>20 Other Income</b>		
Interest Income - Security Deposit	16.78	12.52

Amortization Income - JDA Land (Ind AS)	47.53	78.31
Other non-operating income		
Rental Income	621.37	471.90
Interest Received	0.73	1.16
<b>Sub Total</b>	<b>686.40</b>	<b>563.89</b>
Other gains and losses		
Net foreign exchange gain	-	86.30
Miscellaneous	-	0.09
Sub Total	-	86.39
<b>Total</b>	<b>686.40</b>	<b>650.28</b>
<b>21 Employee benefit expense</b>		
Salaries and Wages	1,240.62	1,159.96
Contribution to Provident Fund and other funds	46.19	49.48
Staff Welfare	25.03	36.97
<b>Total</b>	<b>1,311.84</b>	<b>1,246.41</b>
<b>22 Finance costs</b>		
Interest expenses	460.28	578.87
- Interest on Bank loan	305.29	
- Interest on Ind AS and others	154.99	
Bank Charges	88.67	103.95
<b>Total</b>	<b>548.96</b>	<b>682.82</b>
<b>23 Other expenses</b>		
Services Rendered by business associates and Others	616.82	615.98
Electricity Charges	50.48	67.83
Insurance Expenses	66.09	48.63
Travelling and conveyance	45.91	87.05
Legal and professional charges	65.69	47.88
Rates and taxes	29.96	106.44
Rent	54.59	61.42
Repairs and Maintenance	75.32	98.09
Security charges	18.08	15.80
Communication costs	22.63	28.17
Business promotion expenses	798.98	586.21
Printing and stationery	3.47	5.90
Audit fees (Excluding Taxes)		-
Statutory Audit Fees	21.32	26.95
Tax and Other Matters	5.85	-
Sitting fees paid	6.00	6.60
Bad Debt Written Off	99.82	340.00
Provision for bad and doubtful debts	100.00	-
Commission	146.50	78.65
Exchange Loss on Foreign Exchange Transactions	30.76	-
Miscellaneous expenses	22.36	23.39
(under this head, there is no expenditure which is in excess of 1% of Revenue of Operations or ₹ 10 Lakhs whichever is higher)		
<b>Total</b>	<b>2,280.63</b>	<b>2,244.98</b>
<b>24 Earnings Per Share</b>		
Net Profit /(Loss) attributable to Equity Shareholders (A) (In ₹)	184.81	70.61
Weighted average number of equity shares outstanding during the period (B) (In Nos.)	4,42,67,293	4,42,67,293
Basic & Diluted EPS (A/B) (in ₹)	0.42	0.16
<b>25 Related party transactions</b>		

**A. Directors & Key Management Personnel**  
GV Kumar – Managing Director

Details of Related Party Transactions during the year :		
Particulars	For Year Ended 31.03.2021	For year ended 31.03.2020
<b>Associates :</b>		
1. Reimbursement of Common Expenses received		(2.40)
	-	
<b>Directors &amp; Key Management Personnel :</b>		
2. Remuneration to Executive Directors	38.98	46.48
3. Directors Sitting Fees	6.00	6.60

## 26. Commitments & Contingencies

(i) Bank guarantees	162.66	176.29
(ii) SBLC		

Issuance of Stand-by Letter of credit by the company's bankers for USD 4.15 Mn in respect of working capital loan taken by the wholly owned subsidiary. The said loan taken by the subsidiary is further secured by way of a corporate guarantee of the company.

- (iii) Income Tax (a) The Company has appealed against the Assessment order for a demand of ₹ 628.09 lakhs for the Assessment years 2012-13 and for the assessment year 2013-14. (b) Tax deducted at Source amounting to ₹ 17.79 lakhs for assessment years 2014-15 to 2017-18 is pending at the TDS circle.

## 27. Segmental Information

The company has a single reportable segment, that of Telecom.

Secondary segmental reporting is reported on the basis of the geographical location of customers Geographical revenues are segregated based on the location of the customer who is invoiced or in relation to which the revenue is otherwise recognised.

	Period ended 31-Mar-2021 ₹ in lakhs	Period ended 31-Mar-2020 ₹ in lakhs
<b>Business Segment (Primary)</b>		
Revenues – Telecom	5,940.22	5,673.26
Segment profit	410.15	537.05
Less: Finance cost	548.96	682.82
Less: Depreciation	363.04	437.58
Other Income / (Expenses)	686.40	650.28
Profit before taxes	184.55	66.93
Less: Taxes	(0.26)	(3.78)
Profit after taxes	184.81	70.71
Other Comprehensive Income	(6.66)	(0.10)
Total Comprehensive Income	178.15	70.61
<b>Geographical Segment (Secondary)</b>		
<b>Revenues</b>		
USA & North America	415.81	1,159.30
Latam	4514.57	3,914.55
EMEA / India / APAC	1009.84	599.41
	<b>5,940.22</b>	<b>5,673.26</b>
<b>Carrying amount of segment assets</b>		
USA & North America	8,132.63	8,943.97
Latam	5,300.99	5,829.84
EMEA / India	7,390.12	8,127.38
APAC	1,380.32	1,518.03
<b>Total</b>	<b>22,204.06</b>	<b>24,419.22</b>

## 28. Employee benefits:

Gratuity Plan (defined benefit plan): Every employee is entitled to the benefit equivalent to 15 days of total basic salary last drawn for each completed year of service. Gratuity is payable to all eligible employees of the Company on retirement or separation or death or permanent disablement in terms of the provisions of the Payment of Gratuity Act, 1972.

Based on actuarial valuation necessary provisions have been created in the books to meet the liability as per IndAS 19 - Employee Benefits. Following table presents the disclosure requirements in respect of employee benefit pursuant to IndAS 19 - Employee

Benefits:

Reconciliation of balances of the present value of the defined benefit obligation

Particulars	Gratuity	
	31-03-2021	31-03-2020
Present Obligation at period beginning – Current	113.23	161.63
Service cost	8.57	9.59
Interest on defined benefit obligation	7.07	12.34
Past Service Cost	-	-
Actuarial (gain) / Loss	-	-
Benefit Directly Paid by the Employer	(23.84)	(70.44)
Current Liability (within 12 months)	-	-
Actuarial (gain) / Loss	1.12	1.96
Actuarial (gain) / Loss- Due to Change In Financial Assumptions	(2.75)	4.99
Actuarial (gain) / Loss- Due to Change In Financial Experience	8.30	(6.85)
Present Value of Benefit Obligation at the End of the Period	111.68	113.23

Amount Recognized in Balance Sheet

Particulars	31 <sup>st</sup> March 2021	31 <sup>st</sup> March 2020
(Present Value of Benefit Obligation at the end of the Period)	(111.68)	(113.23)
Fair Value of Plan assets at the end of the period	-	-
Funded Status (Surplus / Deficit)	(111.68)	(113.23)
Net (Liability)/Asset Recognized in the Balance Sheet	(111.68)	(113.23)

Expenses recognized in statement of profit and loss account

Particulars	31 <sup>st</sup> March 2021	31 <sup>st</sup> March 2020
Current Service Cost	8.57	9.59
Net Interest Cost	7.07	12.34
Past Service Cost	-	-
(Expected Contributions by the Employees)	-	-
(Gains)/Losses on Curtailments and Settlements	-	-
Net Effects of Changes in Foreign Exchange Rates	-	-
Expenses Recognized	15.64	21.94

Expenses Recognized in Other Comprehensive Income (OCI) for Current Period

Particulars	31 <sup>st</sup> March 2021	31 <sup>st</sup> March 2020
Actuarial (Gains)/Losses on Obligation for the period	6.66	(0.10)
Return on Plan Assets, Excluding Interest Income	-	-
Change in Asset Ceiling	-	-
Net(Income)/Expense for the period recognized in OCI	6.66	(0.10)

Sensitivity Analysis

Particulars	31 <sup>st</sup> March 2021	31 <sup>st</sup> March 2020
Projected Benefit Obligation on Current Assumptions	111.68	113.63
Delta Effect of +1% Change in Rate of Discounting	(7.65)	(7.04)
Delta Effect of -1% Change in Rate of Discounting	8.74	7.95
Delta Effect of +1% Change in Rate of Salary Increase	8.08	6.84
Delta Effect of -1% Change in Rate of Salary Increase	(7.18)	(5.39)
Delta Effect of +1% Change in Rate of Employee Turnover	0.27	0.35
Delta Effect of -1% Change in Rate of Employee Turnover	(0.31)	(0.38)

The sensitivity analysis have been determined based on reasonably possible changes of the respective assumptions occurring at the end of the reporting period, while holding all assumptions constant.

The sensitivity analysis presented above may not be representative of the actual change in the projected benefit obligation as it is unlikely that the change in the assumptions would occur in isolation of one another as some of the assumptions may be correlated.

Furthermore, in presenting the above sensitivity analysis, the present value of the projected benefit obligation has been calculated using the projected unit credit method at the end of the reporting period, which is the same method as applied in calculating the projected benefit obligation as recognized in the balance sheet.

There was no change in the methods and assumptions used in preparing the sensitivity analysis from prior years.

## 29. Leases

Information on leases as per Indian Accounting Standards (Ind As) 116 on 'Leases'

### (a) Lease Income

#### Company as a Lessor

Other Income includes ₹ 621.37 lakhs pertaining to Lease rentals received by the Company arising out of capitalization of a Property that had been given on Joint Development by the Company.

### (a) Lease Expense

#### Company as a Lessee

##### (i)Future minimum lease payments\*

As at year end, the future minimum lease payments to be made under non-cancellable operating leases as follows:

	March,31 2021	March,31 2020
Payable within one year	92.38	49.72
Payable between one and five years	402.73	-
Payable after five years	-	-
<b>Total</b>	<b>495.11</b>	<b>49.72</b>

\*The above lease payables figures have been arrived at without considering future escalations, which is subject to negotiations.

##### (ii)Amount recognized in profit or loss

	March,31 2021	March,31 2020
Lease expense-minimum lease payments	40.63	13.76
<b>Total</b>	<b>40.63</b>	<b>13.76</b>

##### (iii)Impact of adoption of Ind AS 116

Effective 1st April 2019, the company has adopted Ind AS 116 "Leases " and applied the standard to all lease contracts existing on 1st April 2019 according to the provisions of standard.

On the transition date, the application of new accounting standard resulted in recognition of "Right of use asset" and corresponding "Lease Liability" to the extent of ₹ 214.82 Lakhs.

Particulars	Apr-Mar'21	Apr-Mar'20
Reclassified on account of adoption of Ind AS 116	-	-
Opening Lease Liability	49.72	
Additions	552.6	214.82
Repayments(a)	107.21	165.11
Closing Lease liability	495.11	49.71
Interest Expenses in Finance cost(b)	40.63	13.76
Hitherto accounted as		
Rental Expenses (c) = (a)+(b)	147.84	178.87
Depreciation on Right of Use Assets(d)	129.34	167.76
Impact of adoption of Ind AS 116 in profit and Loss Account (d+b-c)	22.13	2.65

Particulars	March,31 2021	March,31 2020
Carrying value of Right of Use Assets	470.32	47.07

### 30. Assets Pledged as Security:

Particulars	31st March 2021	31st March 2020
<b>Non-current assets</b>		
<b>First Charge</b>		
<b>Non - Financial Assets</b>		
Property, Plant and Equipment	13,253.71	13,253.71
Capital work-in-progress		
Intangible assets		
<b>Total Non-current assets pledged as security</b>	<b>13,253.71</b>	<b>13,253.71</b>
<b>Current assets</b>		
<b>First Charge</b>		
<b>Financial assets</b>		
Trade receivable	3,114.32	5,933.22
Cash and cash equivalents		
Other bank balances		
<b>Total Current assets pledged as security</b>	<b>3,114.32</b>	<b>5,933.22</b>
<b>Total assets pledged as security</b>	<b>16,368.02</b>	<b>19,186.92</b>

### 31. Fair Value Measurements:

#### a) Financial Instruments by Category and their Fair Values:

Particulars	As at 31st March 2021		As at 31st March 2020	
	Carrying Amount	Fair Value	Carrying Amount	Fair Value
<b>Financial Assets:</b>				
Security Deposits	127.66	127.66	137.39	137.39
Trade Receivables	3,114.32	3,114.32	5,933.22	5,933.22
Cash and Cash Equivalents	679.09	679.09	583.57	583.57
Other Bank balances	44.90	44.90	33.05	33.05
<b>Total Financial Assets</b>	<b>3,965.97</b>	<b>3,965.97</b>	<b>6,687.23</b>	<b>6,687.23</b>
<b>Financial Liabilities:</b>				
Borrowings	2,950.47	2,950.47	3,964.65	3,964.65
Trade Payables	943.77	943.77	1,210.62	1,210.62
Other Financial Liabilities	3,914.54	3,914.54	3,265.81	3,265.81
<b>Total Financial Liabilities</b>	<b>7,808.78</b>	<b>7,808.78</b>	<b>8,441.08</b>	<b>8,441.08</b>

#### b) Fair Value Hierarchy:

The Company has estimated all its financial assets and liabilities under Level 3 prescribed under the Indian Accounting Standards.

#### c) Valuation Techniques:

The discount rates considered is the borrowing rate charged by the lead lender of the Company after giving effect to the applicable tax rate. The carrying amount of current financial assets and liabilities are considered to be the same as their fair values due to their short-term nature. For financial assets and liabilities that are measured at fair value, the carrying amount is equal to their fair values.

### 32. Capital Management:

The Company monitors capital on the basis of total equity on periodic basis. Equity comprises of all components of equity including fair value impact and debt includes both long-term and short-term loans.



Particulars	As at 31st March 2021	As at 31st March 2020
Equity	4,426.73	4,426.73
Debt	2,950.47	3,964.65
<b>Total</b>	<b>7,377.20</b>	<b>8,391.38</b>

### 33. Income Taxes:

The major components of Income Tax expense for the years ended 31st March, 2021 and 31st March, 2020 are as under:

a) Income Tax recognized in Statement of Profit and Loss: (₹ in lakhs)

Particulars	Year ended 31st March 2021	Year ended 31st March 2020
Current Tax	0.67	-
Deferred Tax	(0.93)	(3.78)
<b>Total</b>	<b>(0.26)</b>	<b>(3.78)</b>

b) Reconciliation of Tax expense and the accounting profit multiplied by the tax rate:

Particulars	Year ended 31st March 2021	Year ended 31st March 2020
<b>Profit before tax</b>	184.55	66.93
Tax on the above	35.41	13.07
Tax effect of amounts which are not deductible / (taxable) in calculating taxable income:	(34.74)	(13.07)
Adjustments to profit as per previous year GAAP under Ind AS	-	-
<b>Income Tax expense</b>	<b>0.67</b>	<b>-</b>

c) Tax assets / liabilities

Particulars	As at 31st March 2021	As at 31st March 2020
Opening tax (asset) / liability	(572.81)	(469.73)
Add : Taxes Paid	(75.11)	(40.00)
Add : Credit availed	(740.21)	(63.08)
Less : Refund		
Less: Current tax payable	(0.67)	-
<b>Closing tax (asset) / liability</b>	<b>(1,387.46)</b>	<b>(572.81)</b>

d) Deferred Tax

Particulars	As at 31st March 2021	As at 31st March 2020
<b>Deferred Tax Liability:</b>		
On account of Depreciation differences	360.23	160.76
On account of Employee Benefits		
Total Deferred Tax Liability	<b>360.23</b>	<b>160.76</b>
<b>Deferred Tax Asset:</b>		
On account of Depreciation differences		
On account of Others		
On account of Employee benefits	37.70	33.51
On account of carry forward losses	384.20	187.99
Total Deferred Tax assets available	<b>421.90</b>	<b>221.51</b>

Recognition of Deferred Tax Asset (Net)	<b>61.66</b>	<b>60.75</b>
---	--------------	--------------

### 34. Financial Risk Management:

The Company's business activities expose it to a variety of financial risks, namely liquidity risk, market risks and credit risk.

Risk	Exposure arising from	Measurement	Management
Credit Risk	Cash and cash equivalents, trade receivables and financial assets measured at amortized cost.	Ageing analysis	Diversification of bank deposits and LCs
Liquidity Risk	Borrowings and other liabilities	Rolling cash flow forecasts	Availability of committed credit lines and borrowing facilities
Market risk – foreign exchange	Recognized financial assets and liabilities not denominated in Indian rupee	Sensitivity analysis	Un hedged
Market risk – interest rate	Long-term borrowings at variable rates	Sensitivity analysis	Un hedged

#### a. Credit Risk:

The Company is exposed to credit risk, which is the risk that counter party will default on its contractual obligation resulting in a financial loss to the Company. Credit risk arises from cash and cash equivalents, financial assets carried at amortized cost and deposits with banks and financial institutions, as well as credit exposures to trade customers including outstanding receivables.

#### (i) Credit risk management

Credit risk is the risk that a counter party will not meet its obligations under a financial instrument or customer contract, leading to a financial loss.

#### Trade Receivable

The Company closely monitors the credit-worthiness of the debtors and only sells goods to credit-worthy parties. The Company's internal systems are configured to define credit limits of customers, thereby limiting the credit risk to pre-calculated amounts.

#### (ii) Expected Credit Loss

#### (ECL)

#### FY 2020-21

Particulars	0-180 days	180-365 days	More than 365 days	Total
Gross Carrying amount	817.35	2,296.97	260.00	3,374.32
Expected loss rate	-	-	100.00%	-
Expected credit loss provisioning	-	-	260.00	260.00
Carrying amount of Trade receivables (Net of Provisions)	817.35	2,296.97	-	3,114.32

#### FY 2019-20

Particulars	0-180 days	180-365 days	More than 365 days	Total
Gross Carrying amount	1,357.68	4,575.54	-	5,933.22
Expected loss rate	-	-	-	-
Expected credit loss provisioning	-	-	-	-
Carrying amount of Trade receivables (Net of Provisions)	1,357.68	4,575.54	-	5,933.22

#### b. Liquidity risk:

Prudent liquidity risk management implies maintaining sufficient cash and marketable securities and the availability of funding through an adequate amount of committed credit facilities to meet obligations when due and to close out market positions.

The Company's objective in relation to its existing operating business is to maintain sufficient funding to operate at an optimal level.

**Maturities of Financial Liabilities: 31st March, 2021:**

Financial Liabilities	Less than 1 year	1 to 5 years	More than 5 years	Total
Borrowings	2,950.47			2,950.47
Trade Payables	943.77			943.77
Other Financial Liabilities	1,943.92	1,970.62		3,914.54
<b>Total Financial Liabilities</b>	<b>5,838.16</b>	<b>1,970.62</b>	-	<b>7,808.78</b>

**31st March, 2020:**

Financial Liabilities	Less than 1 year	1 to 5 years	More than 5 years	Total
Borrowings	3,964.65	-	-	4,081.98
Trade Payables	1,210.62	-	-	1,469.08
Other Financial Liabilities	1,833.78	1,432.04	-	3,265.81
<b>Total Financial Liabilities</b>	<b>7,009.05</b>	<b>1,432.04</b>	-	<b>8,441.09</b>

**c. Market Risk:**

Market risk is the risk that the fair values of future cash flows of a financial instrument will fluctuate because of volatility of prices in the financial markets. Market risk can be further segregated as:

**i) Foreign currency risk:**

Foreign currency risk is the risk that the fair value or future cash flows of a financial instrument will fluctuate because of changes in foreign exchange rates. The Company has exposure foreign currency risk in case of Trade and other payables.

**ii) Interest rate risk:**

Interest rate risk is the risk that the fair value or future cash flows of a financial instrument will fluctuate because of changes in market interest rates. The Company's main interest rate risk arises from long-term borrowings with variable rates, which expose the Company to cash flow interest rate risk. During March 31, 2019 the Company's borrowings at variable rate were mainly denominated in Rupees. The Company's fixed rate borrowings are carried at amortized cost. They are therefore not subject to interest rate risk as defined in Ind AS -107, since neither the carrying amount nor the future cash flows will fluctuate because of a change in market interest rates.

**Interest rate risk exposure**

The exposure of the Company's borrowing to interest rate changes at the end of the reporting period are as follows:

Particulars	As at 31st March, 2021	As at 31st March, 2020
Variable rate borrowings	2,950.47	3,964.65

**Interest Sensitivity**

Profit or loss is sensitive to higher/lower interest expense from borrowings as a result of changes in interest rates.

Particulars	Impact of Profit before tax	
	31st March, 2021	31st March, 2020
Interest cost – increase by 5% on existing Interest cost*	23.01	28.94
Interest cost – decrease by 5% on existing Interest cost*	(23.01)	(28.94)

\* Holding all other variables constant.

**35. Disclosure on the impact of the COVID-19 pandemic**

- a) Operations in India: The company continued to comply with State and Central Government Lock down orders from time to time. Customer support and core operations team functioned fully. About 30% employees are physically attending office, whenever permitted as per Government Orders, while the balance continue to work from home. For the staff who are working from home, the company has provided with appropriate infrastructure to facilitate work from home.
- b) Ability to maintain operations including units, office spaces functioning: Subsequent to receipt of permissions from the authorities, the Company had resumed its operations fully and the Company had to take adequate precautions for the safety and wellbeing of its employees during the recurrence of the Covid-19 pandemic (second phase). However the

Company continues to maintain and be fully functional with respect to Customer support and core operations. Safety of the employees and their well-being being paramount during the current CoVID-19 pandemic, the Company has taken several measures to ensure their well-being including measures such as maintaining physical distancing, frequent use of hand sanitizer and wearing of face masks. The Company has developed a policy in line with directives issued by MHA and WHO. All the facilities have been properly sanitized so that the people are safe and secure at the workplace. All safety protocols of temperature sensing, wearing of safety gears, social distancing, facility and vehicle sanitizing etc are being adhered to stringently. Digital medium of communication for meetings etc is being used extensively and the organization as a whole has evolved to work under the new normal.

- c) Capital and financial resources: The Company did face delay in receipt of payments from its customers during the year. However, the company will also continue to closely watch the situation in future.
- d) Profitability: The Company did face an abrupt stoppage of on-going projects during the initial stages of the Covid-19 pandemic, but subsequently, most of them have been resumed by the customers. Since, the company is a part of an essential & core services industry (Mobile Telecom), there was no major impact on revenue or profitability during the financial year.
- e) Supply chain: Due to impact of Covid-19 on the global supply chain, the delivery of hardware at our customer premises was delayed impacting implementation delivery times. This results in delayed collections from the customer. Also the payment terms and schedules to the suppliers had to be revised with unplanned cash outflows from the company. While the situation has improved slightly, the Company hopes that the business will become normal soon.
- f) Internal financial reporting and control: The Internal financial reporting control have been intact. Whenever the offices have been closed in compliance with Government orders, challenges in availability of documents and preparation of financial reporting are faced as compared to normal course. All transactions are duly checked and authorized by concerned competent persons through emails.
- g) Ability to service debt and other financing arrangements: The Company did face difficulties during the period of April – June 2020 and availed interest moratorium during that period. However subsequently the operations and the resultant cash flows have returned to near normal levels and the Company has resumed interest payments etc. Hence the Company does not foresee any difficulty in servicing its debt and interest obligations moving forward.
- h) Estimation of future impact of COVID-19 on its operations: Business landscape is fast changing and continuously evolving. The circumstances are extremely dynamic, hence it is not in a position to ascertain, the future impact on its operations. The Company will continue to closely monitor the developments and the material impact, if any, will be disclosed from time to time to the stock exchanges.

36. Previous Years Figures have been regrouped/reclassified wherever necessary to confirm to current years classification.

As per our Report of even date attached

For and on behalf of the Board of Megasoft Limited

for **N.C.Rajagopal & Co.**

Chartered Accountants  
Firm Registration No: 003398 S

**G V Kumar**  
Managing Director

**Anil Kumar Sood**  
Director

**Anish Mathew**  
Director

Arjun S.

Membership No: 230448

**Shridhar Thathachary**  
Chief Financial Officer

**Srivalli Susarla**  
Company Secretary

Place: Hyderabad

Date: 05th May, 2021

# INDEPENDENT AUDITOR'S REPORT

To the Members of Megasoft Limited

## Report on the Audit of the Standalone Ind AS Financial Statements

### 1. Opinion

We have audited the Standalone Ind AS Financial Statements of **MEGASOFT LIMITED** ("the Company"), which comprise the balance sheet as at 31st March 2021, and the Statement of Profit and Loss, (including the Statement of Other Comprehensive Income), the Cash flow Statement, notes to Standalone Ind AS Financial Statements and the Statement of Changes in Equity for the year then ended, and a summary of significant accounting policies and other explanatory information.

In our opinion and to the best of our information and according to the explanations given to us, the aforesaid Standalone Ind AS Financial Statements give the information required by the Act in the manner so required and give a true and fair view in conformity with the accounting principles generally accepted in India, of the state of affairs of the Company as at March 31, 2021, and profit, (changes in equity) and its cash flows for the year ended on that date.

### 2. Basis for Opinion

We conducted our audit in accordance with the Standards on Auditing (SAs) specified under Section 143(10) of the Companies Act, 2013. Our responsibilities under those Standards are further described in the Auditor's Responsibilities for the Audit of the Standalone Ind AS Financial Statements section of our report. We are independent of the Company in accordance with the Code of Ethics issued by the Institute of Chartered Accountants of India together with the ethical requirements that are relevant to our audit of the Standalone Ind AS Financial Statements under the provisions of the Companies Act, 2013 and the Rules thereunder, and we have fulfilled our other ethical responsibilities in accordance with these requirements and the Code of Ethics. We believe that the audit evidence we have obtained is sufficient and appropriate to provide a basis for our opinion.

### 3. Key Audit Matters

Key audit matters are those matters that, in our professional judgment, were of most significance in our audit of the Standalone Ind AS Financial Statements of the current period. These matters were addressed in the context of our audit of the Standalone Ind AS Financial Statements as a whole, and in forming our opinion thereon, and we do not provide a separate opinion on these matters. We have determined the matters described below to be the key audit matters to be communicated in our report.

S.No	Key Audit Matter	Auditor's Response
1	<p><b>Accuracy of recognition, measurement, presentation and disclosures of revenues and other related balances in view of adoption of Ind AS 115 "Revenue from Contracts with Customers":</b></p> <p>The application of the Ind AS 115 involves certain key judgements relating to identification of distinct performance obligations, determination of transaction price of the identified performance obligations, the appropriateness of the basis used to measure revenue recognized over a period. Hence, under Ind AS 115 revenue should be recognized when an entity transfers control of a good or service to a customer. A customer obtains control when it has the ability to direct the use of and obtain the benefits from the good or service.</p>	<p>We assessed the Company's process and policy to identify the impact of adoption of Ind AS 115. Our audit approach consisted testing of the design and operative effectiveness of internal controls and substantive testing as follows:</p> <ul style="list-style-type: none"><li>➤ Evaluated the process relating to implementation of the new revenue accounting standard.</li><li>➤ Selected a sample of continuing and new contracts relating to identification of the distinct performance obligations and we carried out a combination of procedures involving observation and inspection of evidence in this regard.</li><li>➤ Identified the distinct performance obligations in these contracts.</li><li>➤ Compared these performance obligations with that identified and recorded by the Company.</li></ul>

	Accordingly, the Company has not recognized revenue for sales initiated in the current year for which physical delivery of goods has happened in the next financial year.	<ul style="list-style-type: none"> <li>➤ Performed analytical procedures for reasonableness of revenues disclosed by type and service offerings.</li> </ul>
<b>2</b>	<p><b>Evaluation of uncertain tax positions:</b></p> <p>The Company has uncertain tax and legal positions including matters under dispute which involves significant judgment to determine the possible outcome of these disputes. Refer “Contingent Liability and Data for Notes on accounts” annexure.</p>	<ul style="list-style-type: none"> <li>➤ We obtained the list of legal cases filed by and on the Company.</li> <li>➤ We obtained details of completed tax assessments and demands for the year ended March 31, 2021 from management.</li> <li>➤ We also reviewed Company’s correspondences and appeal documents.</li> <li>➤ We obtained status reports from the existing counsels handling each case.</li> <li>➤ Ascertained whether the chances of crystallization of liability are probable/ possible/ remote.</li> <li>➤ Ensured appropriate disclosure under Notes on accounts.</li> </ul>

#### 4. Information Other than the Financial Statements and Auditor’s Report thereon

The Company’s Board of Directors is responsible for the other information. The other information comprises the information included in the Board’s report, including Annexure to Board’s Report, Business Responsibility Report, Corporate Governance and Shareholder’s Information but doesn’t include the Standalone Ind AS Financial Statements and our auditor’s report thereon.

Our opinion on the Standalone Ind AS Financial Statements does not cover the other information and we do not express any form of assurance conclusion thereon.

In connection with our audit of the Standalone Ind AS Financial Statements, our responsibility is to read the other information and, in doing so, consider whether the other information is materially inconsistent with the Standalone Ind AS Financial Statements or our knowledge obtained in the course of our audit or otherwise appears to be materially misstated. If, based on the work we have performed, we conclude that there is a material misstatement of this other information; we are required to report that fact. We have nothing to report in this regard.

#### 5. Management’s Responsibility for the Standalone Ind AS Financial Statements

The Company’s Board of Directors is responsible for the matters stated in section 134(5) of the Companies Act, 2013 (“the Act”) with respect to the preparation of these Standalone Ind AS Financial Statements that give a true and fair view of the financial position, financial performance, (changes in equity) and cash flows of the Company in accordance with the accounting principles generally accepted in India, including the accounting Standards specified under section 133 of the Act. This responsibility also includes maintenance of adequate accounting records in accordance with the provisions of the Act for safeguarding of the assets of the Company and for preventing and detecting frauds and other irregularities; selection and application of appropriate accounting policies; making judgments and estimates that are reasonable and prudent; and design, implementation and maintenance of adequate internal financial controls, that were operating effectively for ensuring the accuracy and completeness of the accounting records, relevant to the preparation and presentation of the financial statement that give a true and fair view and are free from material misstatement, whether due to fraud or error.

In preparing the Standalone Ind AS Financial Statements, management is responsible for assessing the Company’s ability to continue as a going concern, disclosing, as applicable, matters related to going concern and using the going concern basis of accounting unless management either intends to liquidate the Company or to cease operations, or has no realistic alternative but to do so.

The Board of Directors are also responsible for overseeing the Company’s financial reporting process.

## 6. Auditor's Responsibilities for the Audit of the Standalone Ind AS Financial Statements

Our objectives are to obtain reasonable assurance about whether the Standalone Ind AS Financial Statements as a whole are free from material misstatement, whether due to fraud or error, and to issue an auditor's report that includes our opinion. Reasonable assurance is a high level of assurance, but is not a guarantee that an audit conducted in accordance with SAs will always detect a material misstatement when it exists. Misstatements can arise from fraud or error and are considered material if, individually or in the aggregate, they could reasonably be expected to influence the economic decisions of users taken on the basis of these Standalone Ind AS Financial Statements.

As part of an audit in accordance with SAs, we exercise professional judgment and maintain professional skepticism throughout the audit. We also:

- Identify and assess the risks of material misstatement of the Standalone Ind AS Financial Statements, whether due to fraud or error, design and perform audit procedures responsive to those risks, and obtain audit evidence that is sufficient and appropriate to provide a basis for our opinion. The risk of not detecting a material misstatement resulting from fraud is higher than for one resulting from error, as fraud may involve collusion, forgery, intentional omissions, misrepresentations, or the override of internal control.
- Obtain an understanding of internal control relevant to the audit in order to design audit procedures that are appropriate in the circumstances. Under section 143(3)(i) of the Companies Act, 2013, we are also responsible for expressing our opinion on whether the company has adequate internal financial controls system in place and the operating effectiveness of such controls.
- Evaluate the appropriateness of accounting policies used and the reasonableness of accounting estimates and related disclosures made by management.
- Conclude on the appropriateness of management's use of the going concern basis of accounting and, based on the audit evidence obtained, whether a material uncertainty exists related to events or conditions that may cast significant doubt on the Company's ability to continue as a going concern. If we conclude that a material uncertainty exists, we are required to draw attention in our auditor's report to the related disclosures in the Standalone Ind AS Financial Statements or, if such disclosures are inadequate, to modify our opinion. Our conclusions are based on the audit evidence obtained up to the date of our auditor's report. However, future events or conditions may cause the Company to cease to continue as a going concern.
- Evaluate the overall presentation, structure and content of the Standalone Ind AS Financial Statements, including the disclosures, and whether the Standalone Ind AS Financial Statements represent the underlying transactions and events in a manner that achieves fair presentation.

We communicate with those charged with governance regarding, among other matters, the planned scope and timing of the audit and significant audit findings, including any significant deficiencies in internal control that we identify during our audit.

We also provide those charged with governance with a statement that we have complied with relevant ethical requirements regarding independence, and to communicate with them all relationships and other matters that may reasonably be thought to bear on our independence, and where applicable, related safeguards.

From the matters communicated with those charged with governance, we determine those matters that were of most significance in the audit of the Standalone Ind AS Financial Statements of the current period and are therefore the key audit matters. We describe these matters in our auditor's report unless law or regulation precludes public disclosure about the matter or when, in extremely rare circumstances, we determine that a matter should not be communicated in our report because the adverse consequences of doing so would reasonably be expected to outweigh the public interest benefits of such communication.

## 7. Report on Other Legal and Regulatory Requirements

As required by the Companies (Auditor's Report) Order, 2016 ("the Order"), issued by the Central Government of India in terms of sub-section (11) of section 143 of the Companies Act, 2013, we give in the **Annexure-A** a statement on the matters specified in paragraphs 3 and 4 of the Order, to the extent applicable.

As required by Section 143(3) of the Act, we report that:

(a) We have sought and obtained all the information and explanations which to the best of our knowledge and belief were necessary for the purposes of our audit.

(b) In our opinion, proper books of account as required by law have been kept by the Company so far as it appears from our examination of those books.

(c) The Balance Sheet, the Statement of Profit and Loss (including the statement of Other Comprehensive Income), the Cash flow Statement, notes to Standalone Ind AS Financial Statements and the Statement of Changes in Equity dealt with by this Report are in agreement with the books of account.

(d) In our opinion, the aforesaid Standalone Ind AS Financial Statements comply with the Indian Accounting Standards specified under Section 133 of the Act, read with Companies (Indian Accounting Standards) Rules, 2015 as amended.

(e) On the basis of the written representations received from the directors as on 31st March, 2021 taken on record by the Board of Directors, none of the directors is disqualified as on 31st March, 2021 from being appointed as a director in terms of Section 164 (2) of the Act.

(f) With respect to the adequacy of the internal financial controls over financial reporting of the Company and the operating effectiveness of such controls, refer to our separate Report in "**Annexure B**".

(g) With respect to the matter to be included in the Auditors' Report under Section 197(16) of the Act, in our opinion and according to the information and explanations given to us, the remuneration paid by the Company to its directors during the current year is in accordance with the provisions of Section 197 of the Act.

(h) With respect to the other matters to be included in the Auditor's Report in accordance with Rule 11 of the Companies (Audit and Auditors) Rules, 2014, in our opinion and to the best of our information and according to the explanations given to us:

i. The Company has disclosed the impact of pending litigation on its financial position in its Standalone Ind AS Financial Statements – Refer Note no. 26 to the Financial Statements.

ii. The Company did not have any long-term contracts including derivative contracts for which there were any material foreseeable losses.

iii. There has been no delay in transferring amounts, required to be transferred, to Investor Education and Protection Fund by the Company.

**For N.C. Rajagopal & Co.**  
**Chartered Accountants.,**  
Firm Reg No : 003398S

Place: Chennai  
Date: 05th May 2021

**Arjun S**  
(Partner)  
Membership No. 230448  
UDIN: 21230448AAAACO3424



**ANNEXURE - A TO THE AUDITOR'S REPORT**  
**(Referred to in Para 7 of our report of even date)**

- (i) (a) The Company has maintained proper records showing full particulars including quantitative details and situation of property, plant and equipment.
- (b) The Company has a regular programme of physical verification of its property, plant and equipment whereby property, plant and equipment are verified in a phased manner over a period of three years. In accordance with this programme, certain property, plant and equipment were verified during the year and no material discrepancies were noticed on such verification. This periodicity of physical verification is reasonable having regard to the size of the company and the nature of its assets.
- (c) The title deeds of immovable properties are held in the name of the Company.
- (ii) The Company is a service company, primarily rendering software services. Accordingly, it does not have any inventory. Thus, paragraph 3(ii) of the Order is not applicable to the Company.
- (iii) According to the information and explanations given to us, the Company has not granted any loans except to its wholly owned subsidiary. The repayments are on demand and the terms are not prejudicial to the Company's interest. There are no overdue amounts on the loans granted to the wholly owned subsidiary.
- (iv) In our opinion and according to the information and explanations given to us, the company has not granted any loans, made any investments or provided any guarantee or security as envisaged under Section 185 and Section 186 of the Companies Act 2013, respectively.
- (v) The company has not accepted deposits from the public as per the provisions of sections 73 to 76 or any other relevant provisions of the Companies Act, 2013, and hence reporting under this clause does not arise.
- (vi) As per the information and explanations given to us, the Central Government has not prescribed maintenance of cost records under section 148(1) of the Act.
- (vii) (a) During the Financial Year, there have been delays by the Company in depositing undisputed statutory dues, as applicable to it, to the appropriate authorities.
- There are no arrears of outstanding statutory dues beyond the period mentioned in clause vii (a) of the Order as at the balance sheet date except for Tax deducted at Source of Rs.41.18 lakhs.
- (b) According to the information and explanations given to us following are the disputed dues payable in respect of Income Tax as on 31st March, 2021: (1) Income tax and Interest amounting to Rs 379.71 lakhs pertaining to the Assessment Year 2012-13 (FY2011-12) is pending before the ITAT of which an amount of Rs. 40.00 Lakhs has been deposited with the Income Tax Department during the previous year. (2) Income tax and Interest amounting to Rs 248.38 lakhs pertaining to the Assessment Year 2013-14 (FY2012-13) is pending before the CIT Appeals. (3) Tax deducted at Source amounting to Rs 17.79 lakhs for Assessment Years 2014-15 to 2017-18 (FY 2013-14 to 2016-17) is pending at the TDS Circle.
- (viii) As per the information and records produced and verified by us, the company has not defaulted in repayment of dues to Banks or Financial institutions. The company has not raised money by way of debentures and does not have any dues to government.
- (ix) According to the information and explanation given to us, the company has not raised money by way of initial public offer or further public offer or term loans during the year.
- (x) During the course of our examination of the books of account carried out in accordance with the generally accepted auditing practices in India, we have neither come across any instance of fraud by the company nor any fraud on the Company by its officers or employees during the year.
- (xi) According to the information and explanations given to us and based on our examination of the records of the Company, the Company has paid/provided for managerial remuneration in accordance with the requisite approvals mandated by the provisions of Section 197 read with Schedule V to the Act.
- (xii) In our opinion and according to the information and explanation given to us, the company is not a Nidhi Company as prescribed under Section 406 of the Act. Hence reporting under this clause does not arise.

(xiii) According to the information and explanation given to us, the transactions with the related parties are in compliance with section 177 and 188 of the Companies Act 2013 and the details have been disclosed in the Standalone Ind AS Financial Statements as required by the applicable accounting standards.

(xiv) According to the information and explanation given to us and based on our examination of the records of the company, the company has not made any preferential allotment or private placement of shares or fully or partly convertible debentures during the year.

(xv) According to the information and explanation given to us and based on our examination of the records of the company, the company has not entered into any non cash transactions with directors or person connected with him as referred to in section 192 of Companies Act, 2013.

(xvi) According to the information and explanation given to us, the company is not required to be registered under section 45-IA of Reserve Bank of India Act, 1934. Hence, reporting under this clause does not arise.

**For N.C. Rajagopal & Co.**  
**Chartered Accountants.,**  
Firm Reg No : 003398S

**Arjun S**  
(Partner)  
Membership No. 230448  
UDIN: 21230448AAAACO3424

Place: Chennai  
Date: 05th May 2021

## **ANNEXURE - B TO THE AUDITORS' REPORT ON THE INTERNAL FINANCIAL CONTROLS UNDER CLAUSE (I) OF SUB-SECTION 3 OF SECTION 143 OF THE COMPANIES ACT, 2013 ("THE ACT")**

We have audited the internal financial controls over financial reporting of Megasoft Limited ("the Company") as of March 31, 2021 in conjunction with our audit of the standalone Ind AS financial statements of the Company for the year ended on that date.

### **Management's Responsibility for Internal Financial Controls**

The Company's management is responsible for establishing and maintaining internal financial controls based on the internal control over financial reporting criteria established by the Company considering the essential components of internal control stated in the Guidance Note on Audit of Internal Financial Controls over Financial Reporting issued by the Institute of Chartered Accountants of India. These responsibilities include the design, implementation and maintenance of adequate internal financial controls that were operating effectively for ensuring the orderly and efficient conduct of its business, including adherence to company's policies, the safeguarding of its assets, the prevention and detection of frauds and errors, the accuracy and completeness of the accounting records, and the timely preparation of reliable financial information, as required under the Companies Act, 2013.

### **Auditors' Responsibility**

Our responsibility is to express an opinion on the Company's internal financial controls over financial reporting based on our audit. We conducted our audit in accordance with the Guidance Note on Audit of Internal Financial Controls Over Financial Reporting (the "Guidance Note") and the Standards on Auditing, issued by ICAI and deemed to be prescribed under section 143(10) of the Companies Act, 2013, to the extent applicable to an audit of internal financial controls, both applicable to an audit of Internal Financial Controls and, both issued by the Institute of Chartered Accountants of India. Those Standards and the Guidance Note require that we comply with ethical requirements and plan and perform the audit to obtain reasonable assurance about whether adequate internal financial controls over financial reporting was established and maintained and if such controls operated effectively in all material respects.

Our audit involves performing procedures to obtain audit evidence about the adequacy of the internal financial control system over financial reporting and their operating effectiveness.

Our audit of internal financial controls over financial reporting included obtaining an understanding of internal financial controls over financial reporting, assessing the risk that a material weakness exists, and testing and evaluating the design and operating effectiveness of internal control based on the assessed risk. The procedures selected depend on the auditor's judgment, including the assessment of the risks of material misstatement of the standalone Ind AS financial statements, whether due to fraud or error.

We believe that the audit evidence we have obtained is sufficient and appropriate to provide a basis for our audit opinion on the Company's internal financial controls system over financial reporting.

### **Meaning of Internal Financial Controls over Financial Reporting**

A company's internal financial control over financial reporting is a process designed to provide reasonable assurance regarding the reliability of financial reporting and the preparation of Ind AS financial statements for external purposes in accordance with generally accepted accounting principles. A company's internal financial control over financial reporting includes those policies and procedures that

- (1) Pertain to the maintenance of records that, in reasonable detail, accurately and fairly reflect the transactions and dispositions of the assets of the company;
- (2) Provide reasonable assurance that transactions are recorded as necessary to permit preparation of Ind AS financial statements in accordance with generally accepted accounting principles, and that receipts and expenditures of the company are being made only in accordance with authorizations of management and directors of the company; and
- (3) Provide reasonable assurance regarding prevention or timely detection of unauthorized acquisition, use, or disposition of the company's assets that could have a material effect on the Ind AS financial statements.

### **Inherent Limitations of Internal Financial Controls over Financial Reporting**

Because of the inherent limitations of internal financial controls over financial reporting, including the possibility of collusion or improper management override of controls, material misstatements due to error or fraud may occur and not be detected. Also, projections of any evaluation of the internal financial controls over financial reporting to future periods are subject to the risk that the internal financial control over financial reporting may become inadequate because of changes in conditions, or that the degree of compliance with the

policies or procedures may deteriorate.

## Opinion

In our opinion, the Company has, in all material respects, an adequate internal financial controls system over financial reporting and such internal financial controls over financial reporting were operating effectively as at March 31, 2021, based on the internal control over financial reporting criteria established by the Company considering the essential components of internal control stated in the Guidance Note on Audit of Internal Financial Controls Over Financial Reporting issued by the Institute of Chartered Accountants of India.

**For N.C. Rajagopal & Co.**  
**Chartered Accountants.,**  
Firm Reg No : 003398S

Place: Chennai  
Date: 05th May 2021

**Arjun S**  
(Partner)  
Membership No. 230448  
UDIN: 21230448AAAACO3424

## Balance Sheet

	Note	As at 31-Mar-2021 ₹ in lakhs	As at 31-Mar-2020 ₹ in lakhs
<b>ASSETS</b>			
<b>Non-Current assets</b>			
Non-Financial assets			
Property, Plant and Equipment	2	13752.19	13468.80
Financial Assets			
-Investments	3(i)	3,395.70	3,395.70
-Other Financial Assets	3(ii)	127.66	137.39
Deferred Tax Assets(Net)	4	62.14	61.28
Other Non Current Assets	5	6366.43	6350.59
<b>Current Assets</b>			
Financial Assets			
-Trade Receivables	6	2822.74	4456.14
-Cash And Bank Balances	7	20.78	11.71
Other Balances with Bank	8	44.90	33.05
Current Tax Assets (Net)	9	705.75	571.62
Other Current Assets	10	520.33	582.05
<b>Total Assets</b>		<b>27818.62</b>	<b>29068.33</b>
<b>EQUITY AND LIABILITIES</b>			
<b>Equity</b>			
Equity Share Capital	11 A	4,426.73	4,426.73
Other Equity	11 B	10528.43	10396.21
<b>Total Equity</b>		<b>14955.16</b>	<b>14822.95</b>
<b>Non-Current Liabilities</b>			
Financial Liabilities			
-Other Financial Liabilities	12	1970.62	1432.04
Provisions	13	136.25	129.94
<b>Current Liabilities</b>			
Financial Liabilities			
- Borrowings	14	112.35	847.92
- Trade payables	15	928.94	1181.03
- Other financial liabilities	16	230.93	158.64
Provisions-Current	17	675.29	860.35
Other current liabilities	18	8809.08	9635.47
<b>TOTAL EQUITY &amp; LIABILITIES</b>		<b>27818.62</b>	<b>29068.33</b>
Significant accounting policies	1		
Other notes to Financial Statements	2-39		

The notes referred to above form integral part of these financial statements

As per our Report of even date attached  
for **N.C.Rajagopal & Co.**

Chartered Accountants  
Firm Registration No: 003398 S

For and on behalf of the Board of Megasoft Limited

**G V Kumar**  
Managing Director

**Anil Kumar Sood**  
Director

**Anish Mathew**  
Director

Arjun S.  
Membership No: 230448

**Shridhar Thathachary**  
Chief Financial Officer

**Srivalli Susarla**  
Company Secretary

Place: Hyderabad  
Date: 05th May, 2021

## Statement of Profit & Loss

	Note	For the year ended 31-Mar-2021 ₹ in lakhs	As at 31- Mar-2020 ₹ in lakhs
<b>Revenue from Operations</b>			
Revenue from sale of services	19	1646.60	2034.40
Other Income	20	686.41	650.28
		<b>2333.01</b>	<b>2684.68</b>
<b>Expenses</b>			
Software, hardware and material cost		45.95	102.33
Employee benefits expense	21	857.27	775.73
Finance costs	22	273.69	366.67
Depreciation and amortisation expense	2	343.30	344.73
Other expenses	23	674.77	1043.26
		<b>2194.98</b>	<b>2632.73</b>
<b>Profit/(Loss) Before tax</b>		138.03	51.94
Tax expense			
Current tax		-	-
Deferred tax		(0.85)	(3.78)
<b>Total tax expense</b>		<b>(0.85)</b>	<b>(3.78)</b>
Profit/(Loss) for the year		138.88	55.73
<b>Other Comprehensive Income/(Loss)</b>			
<b>A Items that will not be reclassified to profit and loss</b>			
i) Remeasurements of post employment benefit obligations		(6.66)	(0.10)
ii) Changes in Revaluation Surplus		-	-
<b>B Items that will be reclassified to profit and loss</b>			
i) Fair Value Changes in Equity Instruments through OCI		-	-
Other Comprehensive Income for the year		(6.66)	(0.10)
<b>Total Comprehensive Income for the year</b>		<b>132.22</b>	<b>55.62</b>
Earnings per equity share (in ` )			
(1) Basic	24	0.31	0.13
(2) Diluted	24	0.31	0.13
Significant accounting policies	1		
Other notes to Financial Statements	2-39		

The notes referred to above form integral part of these financial statements

As per our Report of even date attached

For and on behalf of the Board of Megasoft Limited

for **N.C.Rajagopal & Co.**

Chartered Accountants  
Firm Registration No: 003398 S

**G V Kumar**  
Managing Director

**Anil Kumar Sood**  
Director

**Anish Mathew**  
Director

Arjun S.  
Membership No: 230448

**Shridhar Thathachary**  
Chief Financial Officer

**Srivalli Susarla**  
Company Secretary

Place: Hyderabad  
Date: 05th May, 2021

## Statement of changes in equity

A Equity Share Capital							(Amounts in Lakhs)		
Equity shares of 10 each, Issued, Subscribed and Paid up		Balance as at 31st March, 2020	Changes in equity share capital		Balance as at 31st March, 2021				
Equity shares with voting rights		4,426.73			4,426.73				
<b>Total</b>		<b>4,426.73</b>			<b>4,426.73</b>				

B Other Equity							Other Comprehensive Income	Total
Particulars	Securities Premium Reserve	Reserves and Surplus				Retained Earnings		
		Capital Reserve	Business Reconst- ruction Reserve	General Reserve	Revaluation Reserve			
<b>Balance as at 1st April 2020</b>	250.66	5.59	21.38	2546.75	2,773.73	6978.99	(2,180.88)	10396.21
Addition During the Current Year	-	-	-	-	-	-	(6.66)	(6.66)
Profit for the year	-	-	-	-	-	138.88	-	138.88
<b>Balance as at 31st March 2021</b>	<b>250.66</b>	<b>5.59</b>	<b>21.38</b>	<b>2,546.75</b>	<b>2,773.73</b>	<b>7117.87</b>	<b>(2187.55)</b>	<b>10528.43</b>

As per our Report of even date attached

For and on behalf of the Board of Megasoft Limited

for **N.C.Rajagopal & Co.**  
Chartered Accountants  
Firm Registration No: 003398 S

**G V Kumar**  
Managing Director

**Anil Kumar Sood**  
Director

**Anish Mathew**  
Director

Arjun S.  
Membership No: 230448

**Shridhar Thathachary**  
Chief Financial Officer

**Srivalli Susarla**  
Company Secretary

Place: Hyderabad  
Date: 05th May, 2021

# Cash Flow Statement

	For the year ended 31-Mar-2021	For the year ended 31-Mar-2020
	₹ in lakhs	₹ in lakhs
<b>A. Cash flow from Operating Activities</b>		
Net Profit Before Tax	138.03	51.94
<b>Adjusted for:</b>		
Bad debts written off	-	340.00
Provision for doubtful debts	100	-
Depreciation	343.30	344.73
Adjustment arising out of ROU Assets	(57.48)	(165.11)
Gratuity-Actuarial(Losses)/Gains	(6.66)	(0.10)
Interest Income	16.78	12.52
Interest & Bank Charges	273.69	366.67
Unrealised Foreign Exchange Fluctuation	51.27	147.92
<b>Operating Profit Before Working Capital Changes</b>	<b>858.93</b>	<b>1098.57</b>
Adjusted for:		
Trade and other Receivables	1380.11	(1062.40)
Trade and other payables	(1112.74)	673.19
Other non - current assets	(15.84)	11.49
Other Financial Assets	9.73	(12.52)
<b>Cash Generated from operations</b>	<b>1120.19</b>	<b>708.32</b>
Net prior year adjustments		
Current Tax (Current and relating to Previous years)	-	-
Deferred Tax	0.85	3.78
Minimum Alternate Tax Credit Entitlement		
<b>Net Cash from / (Used in) Operating Activities [A]</b>	<b>1121.04</b>	<b>712.11</b>
<b>B. Cash Flow from Investing activities</b>		
Purchase of Fixed Assets	(74.09)	(3124.96)
Capital Work In Progress (WIP)	-	3081.40
Interest Income (Gross)	(16.78)	(12.52)
<b>Net Cash from / (Used in) Investing Activities [B]</b>	<b>(90.87)</b>	<b>(56.08)</b>
<b>C Cash flow from Financial Activities</b>		
Decrease on Short Term Borrowings	(735.56)	(363.45)
Creation of Deposit/(Closure of Deposit)	(11.85)	12.00
Interest & Bank Charges	(273.69)	(366.67)
<b>Net Cash flow from/(Used in) Financing Activities [C]</b>	<b>(1021.10)</b>	<b>(718.12)</b>
<b>Net Cash Flows during the year {A+B+C}</b>	<b>9.07</b>	<b>(62.10)</b>
<b>Cash &amp; Cash Equivalents(Opening Balance)</b>	<b>11.71</b>	<b>73.81</b>
<b>Cash &amp; Cash Equivalents (Closing Balance)</b>	<b>20.78</b>	<b>11.71</b>

As per our Report of even date attached

For and on behalf of the Board of Megasoft Limited

for **N.C.Rajagopal & Co.**  
Chartered Accountants  
Firm Registration No: 003398 S

**G V Kumar**  
Managing Director

**Anil Kumar Sood**  
Director

**Anish Mathew**  
Director

Arjun S.  
Membership No: 230448

**Shridhar Thathachary**  
Chief Financial Officer

**Srivalli Susarla**  
Company Secretary

Place: Hyderabad  
Date: 05th May, 2021



## **Megasoft Limited**

### **Notes forming part of Financial Statements for the year ended March 31, 2021**

#### **Note 1A: Company information and Significant accounting policies**

##### **a. Background**

Megasoft Limited, a public limited company domiciled in India and incorporated under the provisions of the Companies Act, 1956, on 29 June 1999 and is registered office in Chennai. The company's shares are listed on BSE and NSE, in India. The company is a unique trans-nation company with customers, employees and operations across multiple continents and combines the best global practices with a focus on the global telecommunication domain.

##### **b. Basis of Preparation**

These Financial Statements have been prepared on accrual basis of accounting in accordance with Indian Accounting Standards (IND AS) as per the Companies (Indian Accounting Standards) Rule, 2015 notified under Section 133 of Companies Act, 2013, (the 'Act') and other relevant provisions of the Act. The Financial Statements upto year ended 31<sup>st</sup> March 2017 were prepared in accordance with Generally Accepted Accounting principles (GAAP) in India, accounting standards specified under section 133 of the Companies Act, 2013, read with Rule 7 of the Companies (Accounts) Rules, 2014 and the Companies Act, 2013 collectively referred to as "Indian GAAP". The company followed the provisions of IND AS 101 in preparing its opening IND AS Balance Sheet as on the date of transition viz. 1<sup>st</sup> April, 2016. Some of the Company's IND AS accounting policies used in the opening balance sheet are different from the previous GAAP policies applied as at 31<sup>st</sup> March, 2016 and accordingly adjustments were made to restate the opening balances as per IND AS. The adjustments arose from events and transactions before the date of transition of IND AS were recognised directly to Retained earnings as at 1<sup>st</sup> April, 2016, as required by IND AS 101.

Disclosures under IND AS are made only in respect of material items and in respect of the items that will be useful to the users of Financial Statements in making economic decisions.

##### **c. Basis of Measurement**

The Financial Statements have been prepared in Going concern basis and on an accrual method of accounting. Historical cost is used in preparation of Financial Statements except for the following items which are measured at Fair value:

- iii) Certain Financial assets and liabilities
- iv) Net Defined benefit (Asset)/ Liability

##### **d. Functional and Presentation currency**

The Financial Statements are presented in Indian Rupees (INR), which is the Company's functional currency. All financial information presented in INR has been rounded to the nearest Lakhs, except as stated otherwise.

##### **e. Use of estimates and management judgement**

The preparation of Financial Statements in conformity with the accounting policies requires the management to make estimates and assumption considered in the reported amounts of assets and liabilities (including contingent liabilities) and the reported income and expenses during the year. The Management believes that the estimates used in preparation of the Financial Statements are prudent and reasonable. Future results could differ due to these estimates and the differences between the actual results and the estimates are recognised in the periods in which the results are known/materialize.

## **Note 1B: Significant accounting policies**

A Summary of significant accounting policies applied in the preparation of Financial Statements is given below. These accounting policies have been applied consistently to all the periods presented in the Financial Statements.

### **a. Revenue Recognition**

Revenue from software development on time and material basis is recognized based on software developed and billed to clients as per the terms of specific contracts. In the case of fixed-price contracts, revenue is recognized based on the milestones achieved as specified in the contracts or on the percentage of completion basis. Provision for estimated losses on incomplete contract is recorded in the period in which such losses become probable based on the current estimates. Revenue from product licenses and related revenue are recognized as follows:

- License fees, on delivery and subsequent milestone schedule as per the terms of the contract with the end use
- Product maintenance revenues, over the period of the maintenance contract

### **b. Property, Plant and Equipment**

#### **i. Initial and Subsequent Recognition:**

All items of Property, Plant and equipment (PPE) are measured at Historical cost, which includes capitalised borrowing cost less accumulated depreciation and impairment loss, if any.

Items of spare parts, standby equipment and servicing equipment which meet the definition of property, plant and equipment are capitalised. Other spare part are carried as inventory and recognised in the Statement of Profit and Loss on consumption.

Where the cost of depreciable assets has undergone a change during the year due to increase/ decrease in long term liabilities on account of exchange fluctuation price adjustment, change in duties or similar factors, and the unamortized balance of such asset is charged off prospectively over the remaining useful life determined following the applicable accounting policies relating to depreciation/ amortization.

Spare parts are recognised when they meet the definition of Property, Plant and Equipment , otherwise, such items are classified as inventory.

On transition to IND AS, the company has elected to adopt the cost model i.e., cost less accumulated depreciation for all of its Property, Plant and Equipment as at 1st April, 2016. Except for land which has been revalued to reflect the fair value.

The Property, Plant and equipment of the Company are physically verified in a phased manner to cover all the items of PPE over a period of three years, which in the Management's opinion, is reasonable having regard to the size of the Company and the nature of its assets. Property, Plant and Equipments are capitalised when the assets are ready for their intended use and when occupancy certificate is received in respect of immovable properties.

#### **ii. Depreciation**

Depreciation is recognised in Statement of Profit and Loss on a straight – line basis over the estimated useful lives of each part of an item of property, plant and equipment. Leased assets are depreciated over the shorter of the lease term and their useful lives unless it is reasonably certain that the Company will obtain ownership by the end of the lease term.

Depreciation on additions to/ deductions from property, plant and equipment during the year is charged on pro – rata basis from/ up to the month in which the asset is available for use/ disposed.

#### **iii. Goodwill and Other Intangible Assets:**

On transition to IND AS, the Company has elected to continue with the carrying value of all its intangible assets recognised as at 1st April, 2016, measured at previous GAAP, and use that carrying value as the deemed cost of such intangible assets.

Software which is not an integral part of related hardware, is treated as intangible asset and amortised over a period five years or its license period, whichever is less.

On Transition to IND AS the company has elected to continue with the carrying value of all intangible assets recognised as at 1st April, 2016 measured as per the previous GAAP and use the carrying value as deemed cost.

#### **iv. Capital work – in – progress:**

The cost of self – constructed assets includes the cost of materials and direct labour, any other costs directly attributable to bringing the assets to the location and condition necessary for it to be capable of operating in the manner intended by management and borrowing costs.

Expenses directly attributable to construction of property, plant and equipment incurred till they are ready for their intended use are identified and allocated on a systematic basis of the cost of related assets.

Unsettled liabilities for price variation/exchange rate variation in case of contracts are accounted for on estimated basis as per terms of the contracts.

#### **v. Leases:**

The company's lease assets primarily comprise of buildings. The company assesses whether a contract contains a lease at the inception of the contract. A contract is, or contains a lease, if the contract conveys the right to control the use of an identified asset for a period of time in exchange for consideration. To assess whether a contract conveys the right to control the use of an identified asset, the Company assesses whether:

- (i) the contract involves the use of an identified asset
- (ii) the Company has substantially all of the economic benefits from use of the asset through the period of the lease and
- (iii) the Company has the right to direct the use of the asset.

#### **Transition**

Effective April 1, 2019, the Company adopted Ind AS 116 "Leases" and applied the standard to all lease contracts existing on April 1, 2019 are accounted for as per the provisions of the standard. Consequently, the Company recorded the lease liability at the present value of the lease payments discounted at the incremental borrowing rate. Right of Use (ROU) assets have been recognized by the Company at an amount equal to the lease liability, adjusted for previously recognized prepaid or accrued lease payments.

#### **c. Cash Flow Statement**

Cash flow statement is prepared in accordance with the indirect method prescribed in IND AS 7 "Cash Flow Statement".

#### **d. Prior Period Errors**

Material prior period errors are corrected retrospectively by restating the comparative amounts for the prior periods presented in which the error occurred. If the error occurred before the earliest period presented, the opening balances of assets, liabilities, and equity for the earliest period presented, are restated.

#### **e. Income Tax**

Income tax expense comprises Current and Deferred tax. Current Tax expense is recognised in Statement of Profit and Loss except to the extent that it relates to items recognised directly in Other Comprehensive Income (OCI) or Equity, in which case it is recognised in OCI or Equity.

Current tax is the amount of tax payable on the taxable income for the year as determined in accordance with the applicable tax rates and the provisions of the Income Tax Act, 1961 and other applicable tax laws.

Deferred tax is measured using the tax rates and the tax laws enacted or substantively enacted as at the reporting date. Deferred tax liabilities are recognized for all timing differences.

Deferred tax assets are recognized for all temporary differences and unused tax losses only if it is probable that future taxable amounts will be available to utilize those temporary differences and losses. Deferred tax assets and liabilities are offset if such items relate to taxes on income levied by the same governing tax laws and the Company has a legally enforceable right for such set off. Deferred tax assets are reviewed at each balance sheet date for their reliability.

Deferred Tax expense is recognised in Statement of Profit and Loss except to the extent that it relates to items recognised directly in Other Comprehensive Income (OCI) or Equity, in which case it is recognised in OCI or Equity.

#### **f. Employee Benefits**

**Defined contribution plans:** Contributions to defined contribution plans are recognized as expenses when employees have rendered services entitling them to such benefits.

**Defined benefit plans:** For defined benefit plans, the cost of providing benefits using the projected Unit Credit Method, with actuarial valuations being carried out at each Balance sheet date. Actuarial gains and losses are recognised in full in the other Comprehensive income for the period in which they occur. Past service cost both vested and unvested is recognised as expenses at the earlier of (a) when the plan amendment or curtailment occurs: and (b) when the entity recognises related restructuring costs or termination benefits.

The retirement benefit obligations recognised in the Balance Sheet represents the present value of the defined benefit obligations reduced by the fair value of scheme assets. Any assets resulting from this calculation is limited to the present value of available refunds and reductions in future contributions to the scheme.

#### **g. Foreign currency translation**

Transactions in foreign currencies entered into by the Company are accounted at the exchange rates prevailing on the date of the transaction or at rates that are closely approximate to the rate at the date of the transaction. Foreign currency monetary items of the Company, outstanding at the balance sheet date are restated at the year-end rates. Exchange differences arising on settlement / restatement of foreign currency monetary assets and liabilities of the Company are recognized as income or expense in the Statement Of Profit and Loss except in cases of exchange differences on account of depreciable assets are adjusted in cost of depreciable asset and would be depreciated over the balance life of asset.

#### **h. Borrowing Cost**

Borrowing costs, allocated to and utilized for qualifying assets, pertaining to the period from commencement of activities relating to construction/development of the qualifying asset up to the date of capitalization of such asset is added to the cost of the assets. Borrowing costs include interest, amortization of ancillary costs incurred. Costs in connection with the borrowing of funds to the extent not directly related to the acquisition of qualifying assets are charged to the Statement of Profit and Loss over the tenure of the loan. Capitalization of borrowing costs is suspended and charged to the Statement of Profit and Loss during extended periods when active development activity on the qualifying assets is interrupted.

#### **i. Impairment of Non – Financial Assets**

The carrying amount of Company's Non – financial Assets are reviewed at each reported date to determine whether there is an indication of impairment 'considering the provisions of IND AS 36 "Intangible Assets".

Impairment loss is recognised if the carrying amount of the assets or its Cash Generating Units (CGU) exceeds its estimated recoverable amount. Impairment losses are recognised in Profit and Loss. Impairment losses recognised in respect of CGUs are reduced from the carrying amounts of the assets of the CGU.

Non-Financial assets that suffered impairment are reviewed for possible reversal of the impairment at the end of each reporting period. Impairment losses recognised in prior periods are assessed at each reporting date for any indications that the loss has decreased or no longer exists.

An Impairment loss is reversed if there has been a change in the estimates used to determine the recoverable amount. An impairment loss is reversed only to the extent that the assets carrying amount does not exceed the carrying amount that would have been determined, net of depreciation or amortisation, if no impairment loss had been recognised.

#### **j. Earnings per share**

Basic earnings per share are computed by dividing the net profit/loss after tax attributable to the equity shareholders of the company by the weighted average number of equity shares outstanding during the year. Diluted earnings per share is computed by dividing the net profit/loss after tax attributable to the equity shareholders of the company as adjusted for dividend, interest and other charges to expense or income relating to the dilutive potential equity shares, by the weighted average number of equity shares considered for deriving basic earnings per share and the weighted average number of equity shares which could have been issued on the conversion of all dilutive potential equity shares.

#### **k. Provisions and Contingent Liabilities**

A provision is recognized when the Company has a present obligation as a result of past events and it is probable that an outflow of resources will be required to settle the obligation in respect of which a reliable estimate can be made. Provisions (excluding retirement benefits) are not discounted to their present values and are determined based on the best estimate required to settle the obligations at the Balance Sheet date. These are reviewed at each Balance Sheet date and adjusted to reflect the current best estimates. Contingent liabilities are not recognized in the Financial Statements and are disclosed in the Notes. A Contingent asset is neither recognized nor disclosed in the Financial Statements.

## **I. Business Combination**

As part of the transition to IND AS, the company has decided to apply the IND AS 103, Business combinations, to only those business combinations that occurred on or after 1st April, 2015.

In respect of Business combinations, prior to 1st April, 2015, goodwill represents the amount recognised under the company's previous accounting framework under Indian GAAP and the same is tested annually for impairment.

## **m. Financial Instruments**

All Financial Assets and Liabilities are recognised and measured initially at fair value adjusted by transaction cost, except for those carried at fair value through Profit or Loss which are measured initially at fair value. For the purpose of subsequent measurement, Financial Assets are classified into following categories upon initial recognition:

- Amortised cost
- Financial assets at fair value through profit or loss (FVTPL)
- Financial assets at fair value through Other Comprehensive Income (FVOCI)

### ➤ **Financial assets**

#### **Amortised Cost**

A financial asset is measured at amortised cost using effective interest rates if both of the following conditions are met:

- c) the financial asset is held within a business model whose objective is to hold financial assets in order to collect contractual cash flows; and
- d) the contractual terms of the financial asset give rise on specified dates to cash flows that are solely payments of principal and interest on the principal amount outstanding.

The Company's cash and cash equivalents, trade and most other receivables fall into this category of financial instruments.

#### **Financial assets at FVTPL**

Financial assets at FVTPL include financial assets that either do not meet the criteria for amortised cost classification or are equity instruments held for trading or that meet certain conditions and are designated at FVTPL upon initial recognition. All derivative financial instruments also fall into this category. Assets in this category are measured at fair value with gains or losses recognised in profit and loss. The fair values of financial assets in this category are determined by reference to active market transactions or using a valuation technique where no active market exists.

#### **Financial assets at FVOCI**

FVOCI financial assets are either debt instruments that are managed under hold to collect and sell business model or are non – trading equity instruments that are designated to this category. FVOCI financial assets are measured at fair value. Gains and losses are recognised in Other Comprehensive Income, except for interest and dividend income and foreign exchange differences on monetary assets, which are recognised in statement of profit and loss.

### ➤ **Financial Liabilities**

#### **Initial recognition and measurement**

All financial liabilities are initially recognised at Book value and in the case of loans and borrowings and payables, net of attributable transaction costs (example: Upfront processing fees).

The company's financial liabilities include trade and other payables, loan and borrowings including bank overdrafts and financial guarantee contracts.

#### **Classification and subsequent measurement of financial liabilities**

Financial liabilities are measured subsequently at amortised cost using the effective interest method, except for financial liabilities held for trading or designated at FVTPL, that are carried subsequently at fair value with gains or losses recognised in profit or loss. All derivate financial instruments are accounted for at FVTPL.

## 2 Fixed Assets

(₹ in lakhs)

Particulars	Gross Block			Depreciation				Net Block		
	Cost as at 1-Apr-2020	Additions/ Revaluation	Deletions / Adjustments	Cost as at 31-Mar-2021	As at 1-Apr-2020	For the period/ year	On Deletions / Adjustments	Total as at 31-Mar-2021	As at 31-Mar-2021	As at 31-Mar-2020
<b>(A) Tangible Assets</b>										
Land & Land Development	3673.33	-	-	3,673.33	-	-	-	-	3,673.33	3,673.33
Building	9,580.38	-	-	9,580.38	136.37	151.37	-	287.74	9,292.64	9,444.01
Leasehold building(ROU)	214.83	552.60	-	767.43	167.76	129.34	-	297.10	470.32	47.07
Plant & Machinery	160.18	27.07	-	187.25	85.26	23.50	-	108.75	78.49	74.93
Computer systems & Software	1,510.93	43.70	-	1,554.63	1,431.36	38.32	-	1,469.68	84.95	79.57
Furniture & Fittings	189.07	3.33	-	192.39	39.17	0.77	-	39.95	152.45	149.89
Vehicles	67.08	-	-	67.08	67.08	-	-	67.08	-	-
<b>Sub Total</b>	<b>15,395.79</b>	<b>626.69</b>	<b>-</b>	<b>16,022.48</b>	<b>1,927.00</b>	<b>343.30</b>	<b>-</b>	<b>2,270.30</b>	<b>13,752.19</b>	<b>13,468.80</b>
<b>(B) Intangible Assets</b>										
Intellectual Property Rights	68.00	-	-	68.00	68.00	-	-	68.00	-	-
Patents	2.68	-	-	2.68	2.68	-	-	2.68	-	-
<b>Sub Total</b>	<b>70.68</b>	<b>-</b>	<b>-</b>	<b>70.68</b>	<b>70.68</b>	<b>-</b>	<b>-</b>	<b>70.68</b>	<b>-</b>	<b>-</b>
<b>Total</b>	<b>15,466.47</b>	<b>626.69</b>	<b>-</b>	<b>16,093.16</b>	<b>1,997.68</b>	<b>343.30</b>	<b>-</b>	<b>2,340.98</b>	<b>13,752.19</b>	<b>13,468.80</b>
<b>Previous year</b>	<b>15,208.08</b>	<b>3,339.79</b>	<b>3081.40</b>	<b>15,466.47</b>	<b>1,652.94</b>	<b>344.73</b>	<b>-</b>	<b>1,997.68</b>	<b>13,468.80</b>	<b>13,555.14</b>

DESCRIPTION	Property, Plant and equipment	Right of Use Asset	Total
<b>Gross Carrying Value</b>			
<b>As at March 31, 2020</b>	<b>15,180.96</b>	<b>214.83</b>	<b>15,395.79</b>
ROU recognised on April 1, 2020	-	-	
Reclassified on account of adoption of Ind As 116	-	-	
Additions	74.09	552.60	626.69
Disposals	-	-	
<b>As at March 31, 2021</b>	<b>15,255.05</b>	<b>767.43</b>	<b>16,022.48</b>
<b>Accumulated Depreciation</b>			
<b>As at March 31, 2020</b>	<b>1,759.24</b>	<b>167.76</b>	<b>1,927.00</b>
ROU recognised on April 1, 2020	-	-	
Reclassified on account of adoption of Ind AS 116	-	-	
Charge for the year	213.96	129.34	343.30
Adjustment for disposal	-	-	
<b>As at March 31, 2021</b>	<b>1,973.2</b>	<b>297.10</b>	<b>2,270.30</b>
<b>Net Block as at March 31, 2020</b>	<b>13,421.73</b>	<b>47.07</b>	<b>13,468.80</b>
<b>Net Block as at March 31, 2021</b>	<b>13,281.87</b>	<b>470.32</b>	<b>13,752.19</b>

<b>Summary of Depreciation charged in P &amp; L account</b>	
On account of ROU assets (Ind AS 116)	129.34
On account of others (incl. Building)	213.96
	343.30

	As at 31-Mar-2021 ₹ in lakhs	As at 31-Mar-2020 ₹ in lakhs
<b>3 Financial Asset</b>		
(i) Investment Measured at Cost		
In Subsidiaries Companies		
Megasoft Consultants Sdn Bhd		
A company incorporated in Malaysia	63.63	63.63
XIUS Holding Corp		
A company incorporated in USA	-	-
<b>Sub Total</b>	<b>63.63</b>	<b>63.63</b>
Investment Measured at Fair Value through OCI		
XIUS Holding Corp		
Megasoft – Hyderabad	3,332.07	3,332.07
<b>Sub Total</b>	<b>3,332.07</b>	<b>3,332.07</b>
<b>Total</b>	<b>3,395.70</b>	<b>3,395.70</b>
(ii) Security Deposit	127.66	137.39
Sub Total	127.66	137.39
<b>Total</b>	<b>3,523.36</b>	<b>3,533.09</b>
<b>4 Deferred Tax Asset/(Liability) - Non Current</b>		
On account of depreciation	(359.76)	(160.22)
On account of others(including carried forward loss)	421.90	221.51
<b>Total</b>	<b>62.14</b>	<b>61.28</b>
<b>5 Other Non Current asset</b>		
Loans and Advances to Subsidiary Company	6,350.59	6,350.59
Prepaid expenses	15.84	-
<b>Total</b>	<b>6366.43</b>	<b>6,350.59</b>
<b>6 Trade Receivables</b>		
Unsecured, considered good		
- Exceeding six months from the date they were due for payment	2161.13	3245.98
- Others	661.62	1210.16
Unsecured, Considered doubtful		
-Exceeding six months from the date they were due for payment	260.00	-
-Others		
Less: Allowance for bad and doubtful debts	260.00	-
<b>Total</b>	<b>2822.74</b>	<b>4456.14</b>
<b>7 Cash And Bank Balances</b>		
(A) Balances with Banks:		
- Current accounts	20.75	11.71
- Cash on hand	0.03	0.01
<b>Total</b>	<b>20.78</b>	<b>11.71</b>
<b>8 Other Bank balances</b>		
Deposits held as Margin Money	44.90	33.05
<b>Total</b>	<b>44.90</b>	<b>33.05</b>
<b>9 Current Tax (Liabilities)/Asset</b>		
Advance Tax (Net off Provision For Taxation)	705.75	571.62
<b>Total</b>	<b>705.75</b>	<b>571.62</b>
<b>10 Other Current Assets</b>		
Prepaid Expenses	54.59	27.76
Security Deposits	124.34	49.85
Accrued Interest Receivable	15.66	14.99
Balance with Government Authorities	199.01	361.29
Other Advances		
-Staff Advances	92.73	98.98
-Others	34.01	29.18
<b>Total</b>	<b>520.33</b>	<b>582.05</b>



**11A : Share Capital**

a) Authorised Capital	7,500.00	7,500.00
7,50,00,000 Equity shares of ₹ 10 each (PYs: 7,50,00,000 Equity shares of ₹ 10 each)		
Issued, Subscribed and Fully Paid up Capital		
4,42,67,293 Equity Shares of ₹ 10/- each, Fully paid up (PY : 4,42,67,293 Equity shares of ₹ 10/- each, fully paid up)	4,426.73	4,426.73
	<b>4,426.73</b>	<b>4,426.73</b>

## b) Reconciliation of number of shares outstanding at the beginning and end of reporting period

Particulars	Equity Shares		Equity Shares	
	As at 31st March,2021		As at 31st March,2020	
	Number	Amount	Number	Amount
Shares outstanding at the beginning of the year	4,42,67,293	4,426.73	4,42,67,293	4,426.73
Shares Issued during the year	-	-	-	-
Shares outstanding at the end of the year	4,42,67,293	4,426.73	4,42,67,293	4,426.73

## c) (i) Rights and Preferences attached to equity shares

Every shareholder is entitled to such rights as to attend and vote at the meeting of the shareholders, to receive dividends distributed and also has a right in the residual interest of the assets of the Company. Every shareholder is also entitled to right of inspection of documents as provided in the Companies Act, 2013.

(ii) There are no restrictions attached to equity shares.

## d) Details of shareholders holding more than 5 % shares in the company

Particulars	As at 31st March,2021		As at 31st March,2020	
	No. of shares	%	No. of shares	%
I labs Venture Capital Fund	37,62,375	8.50%	37,62,375	8.50%
Ravindra Babu S	26,88,768	6.07%	26,88,768	6.07%
Venkatraman Kumar Gandaravakottai	22,26,911	5.03%	22,26,911	5.03%

e) During the period of five years immediately preceding the reporting date including the current year, the company has neither bought back nor issued any bonus shares.

	As at 31-Mar-2021 ₹ in lakhs	As at 31-Mar-2020 ₹ in lakhs
<b>11 B Other Equity</b>		
a Securities premium account		
Opening balance	250.66	250.66
<b>Closing balance</b>	<b>250.66</b>	<b>250.66</b>
b Capital Reserve	5.59	5.59
<b>Closing balance</b>	<b>5.59</b>	<b>5.59</b>
c Business Reconstruction Reserve	21.38	21.38
<b>Closing balance</b>	<b>21.38</b>	<b>21.38</b>
d General Reserve	2,546.75	2,546.75
<b>Closing balance</b>	<b>2,546.75</b>	<b>2,546.75</b>
e Retained earnings		
Opening balance	6,978.99	6923.26
Net Profit/ (Loss) for the year	138.88	55.73
f Retained Earnings	7117.87	6,978.99
g Revaluation Surplus	2,773.73	2,773.73
h Other Comprehensive Income		
As per Last Balance Sheet	(2180.88)	(2180.78)
Add: Movement in OCI during the year (net)	(6.66)	(0.10)
Less: Transfer to Revaluation Surplus	-	-
Total Other Comprehensive Income	(2187.55)	(2,180.88)
<b>Total Other Equity</b>	<b>10528.43</b>	<b>10396.21</b>

	As at 31-Mar-2021 ₹ in lakhs	As at 31-Mar-2020 ₹ in lakhs
<b>12 Other Financial Liability - Non Current</b>		
Security Deposit-JDA	1442.71	1,302.39
Deferred Premium Translation of financial Liabilities	125.18	129.64
Finance Lease Obligation(Ind AS)	402.73	-
<b>Total</b>	<b>1970.62</b>	<b>1432.04</b>
<b>13 Provisions - Non Current</b>		
Provision for Gratuity	104.19	102.28
Provision for Leave encashment	32.06	27.13
<b>Total</b>	<b>136.25</b>	<b>129.24</b>
<b>14 Borrowings – Current</b>		
Secured		
Loans repayable on demand - Working Capital Loan	112.35	847.92
Unsecured		
Others	-	-
<b>Total</b>	<b>112.35</b>	<b>847.92</b>

Security	Default(if any)
Primary Security - Exclusive first charge on entire current assets of the company, both present and future.	NIL (PY: NIL)
Collateral Security - Exclusive first charge on entire unencumbered fixed assets of the company and mortgage on open land and buildings for commercial use situated at Hyderabad.	

#### 15 Trade Payables

Due to micro enterprise and small enterprise	-	-
Due to creditors other than micro enterprise and small enterprises	928.94	1,181.03
<b>Total</b>	<b>928.94</b>	<b>1181.03</b>

**\*As per information available with the company ,there are no outstanding dues that are required to be furnished under sec 22 of Micro, Small and Medium Enterprise Development Act ,2006**

#### 16 Other Financial Liabilities

Interest Accrued and due on Borrowings	86.63	68.86
Deferred premium translation of Financial Liabilities	51.92	40.06
Current maturities of finance lease obligations	92.38	49.72
<b>Total</b>	<b>230.93</b>	<b>158.64</b>

#### 17 Provisions – Current

Provision for Gratuity	7.49	10.41
Provision for Leave Encashment	6.04	6.11
Provision for Outstanding Expenses	661.76	843.83
<b>Total</b>	<b>675.29</b>	<b>860.35</b>

#### 18 Other current liabilities

Statutory Dues Payable	54.99	198.52
Salary Payable	68.71	312.23
Other Payables*	8685.38	9124.72
* Includes amounts on JDA transaction.		
<b>Total</b>	<b>8809.08</b>	<b>9635.47</b>

#### 19 Revenue From Operation

Revenue from sale of services	1646.60	2034.40
<b>Total</b>	<b>1646.60</b>	<b>2034.40</b>

#### 20 Other Income

Interest Income - Security Deposit (Ind AS)	16.78	12.52
Amortization Income - JDA Land (Ind AS)	47.53	78.31
Other non-operating income		
Rental Income	621.37	471.90

Interest Received	0.73	1.16
<b>Sub Total</b>	<b>686.41</b>	<b>563.89</b>
Other gains and losses		
Net foreign exchange gain	-	86.30
Miscellaneous	-	0.09
<b>Sub Total</b>	<b>-</b>	<b>86.39</b>
<b>Total</b>	<b>686.41</b>	<b>650.28</b>
<b>21 Employee Benefit expense</b>		
Salaries and Wages	790.23	693.77
Contribution to Provident Fund and other funds	42.24	45.40
Staff Welfare	24.81	36.57
<b>Total</b>	<b>857.27</b>	<b>775.73</b>

## 22 Finance costs

Interest expenses		
- Interest on Bank Loan	64.23	131.49
- Interest on Ind AS and Others	154.99	169.94
Bank Charges	54.48	65.24
<b>Total</b>	<b>273.69</b>	<b>366.67</b>

## 23 Other expenses

Services Rendered by business associates and Others	53.49	158.23
Electricity Charges	50.26	67.83
Insurance Expenses	33.70	11.79
Travelling and conveyance	12.31	38.91
Legal and professional charges	42.99	29.76
Rates and taxes	27.02	104.62
Rent	25.49	33.98
Repairs and Maintenance	73.66	89.65
Security charges	18.08	15.80
Communication costs	14.67	21.86
Business promotion expenses	2.33	3.42
Printing and stationery	3.28	5.79
Audit fees (Excluding Taxes)		
For Statutory Audit	13.00	13.00
Sitting fees paid	6.00	6.60
Provision for doubtful Debts	100	-
Bad Debt Written Off	-	340.00
Commission	146.50	78.65
Exchange Loss on Foreign Exchange Transaction	29.63	
Miscellaneous expenses	22.36	23.39
(under this head, there is no expenditure which is in excess of 1% of Revenue of Operations or ` 10 Lakhs whichever is higher)		
<b>Total</b>	<b>674.77</b>	<b>1043.26</b>

## 24 Earnings Per Share

Net Profit /(Loss) attributable to Equity Shareholders (A) (In ₹)	1,38,87,732	55,72,717
Weighted average number of equity shares outstanding during the period (B) (In Nos.)	4,42,67,293	4,42,67,293
Basic & Diluted EPS (A/B) (in ₹)	0.31	0.13

## 25 Related party transactions

### A. Wholly owned Subsidiary companies

Megasoft Consultants Sdn Bhd, Malaysia  
 XIUS Holding Corp, USA  
 XIUS Corp, USA (Step down subsidiary of XIUS Holding Corp, USA)  
 XIUS S DE RL DE CV,  
 (Step down subsidiary of XIUS Holding Corp, USA)

**B Directors & Key Management Personnel**  
GV Kumar – Managing Director

**Details of Related Party Transactions during the year :**

Particulars	For Year Ended 31.03.2021 ₹ in lakhs	For year ended 31.03.2020 ₹ in lakhs
<b>Wholly Owned Subsidiary Companies</b>		
<b>Sale of Services :</b>		
1. Megasoft Consultants Sdn Bhd	418.84	95.19
2. XIUS Corp , USA	741.03	1680.26
<b>Corporate Guarantees for Foreign Currency Loan from Bank :</b>		
1. XIUS Holding Corp , USA	2838.12	3116.74
<b>Associates :</b>		
1. Reimbursement of Common Expenses received	-	(2.40)
2. Remuneration to Executive Directors	38.98	46.48
3. Directors Sitting Fees	6.00	6.60
<b>Balance at the end of the year :</b>		
<b>A. Trade Receivables :</b>		
Megasoft Consultants Sdn Bhd	349.21	533.45
XIUS Corp, USA	342.82	1255.96
XIUS S DE RL DE V		79.60
<b>B.Loans and Advances</b>		
XIUS Holding Corp , USA	6,350.59	6,350.59
Maximum amount Outstanding during the year		
XIUS Holding Corp , USA	6,350.59	6,350.59

**26 Commitments & Contingencies**

(i) Bank guarantees	162.66	176.29
(ii) SBLC		

Issuance of Stand-by Letter of credit by the company's bankers for USD 4.15 Mn in respect of working capital loan taken by the wholly owned subsidiary. The said loan taken by the subsidiary is further secured by way of a corporate guarantee of the company.

(iii) Income Tax (a) The Company has appealed against the Assessment order for a demand of ₹ 628.09 lakhs for the Assessment years 2012-13 and for the assessment year 2013-14. (b) Tax deducted at Source amounting to ₹ 17.79 lakhs for assessment years 2014-15 to 2017-18 is pending at the TDS circle.		
---	--	--

**27 Payment to Auditors**

Audit fee (excluding taxes)	13.00	13.00
Tax and Other Matters	--	--

**28 Expenditure in foreign currency**

Travel expenses	--	2.62
Software development expenses and hardware material	--	86.87

**29 Earnings in foreign currency**

Software development services	1529.18	1916.97
-------------------------------	---------	---------

**30 Employee benefits:**

**Gratuity Plan (defined benefit plan):** Every employee is entitled to the benefit equivalent to 15 days of total gross salary last drawn for each completed year of service. Gratuity is payable to all eligible employees of the Company on retirement or separation or death or permanent disablement in terms of the provisions of the Payment of Gratuity Act, 1972.

Based on actuarial valuation necessary provisions have been created in the books to meet the liability as per IndAS 19 - Employee Benefits. Following table presents the disclosure requirements in respect of employee benefit pursuant to IndAS 19 - Employee Benefits:

**Reconciliation of balances of the present value of the defined benefit obligation**

Particulars	Gratuity	
	31-03-2021	31-03-2020
Present Obligation at period beginning – Current	113.23	161.63

Service cost	8.57	9.59
Interest on defined benefit obligation	7.07	12.34
Past Service Cost	-	-
Actuarial (gain) / Loss	-	-
Benefit Directly Paid by the Employer	(23.84)	(70.44)
Current Liability (within 12 months)	-	-
Actuarial (gain) / Loss-Due to Change in Demographic Assumptions	1.12	1.96
Actuarial (gain) / Loss- Due to Change In Financial Assumptions	(2.75)	4.99
Actuarial (gain) / Loss- Due to Change In Financial Experience	8.30	(6.85)
Present Value of Benefit Obligation at the End of the Period	111.68	113.23

#### Amount Recognized in Balance Sheet

Particulars	31 <sup>st</sup> March 2021	31 <sup>st</sup> March 2020
(Present Value of Benefit Obligation at the end of the Period)	(111.68)	(113.23)
Fair Value of Plan assets at the end of the period	-	-
Funded Status (Surplus / Deficit)	(111.68)	(113.23)
Net (Liability)/Asset Recognized in the Balance Sheet	(111.68)	(113.23)

#### Expenses recognized in statement of profit and loss account

Particulars	31 <sup>st</sup> March 2021	31 <sup>st</sup> March 2020
Current Service Cost	8.57	9.59
Net Interest Cost	7.07	12.34
Past Service Cost	-	-
(Expected Contributions by the Employees)	-	-
(Gains)/Losses on Curtailments and Settlements	-	-
Net Effects of Changes in Foreign Exchange Rates	-	-
Expenses Recognized	15.64	21.94

#### Expenses Recognized in Other Comprehensive Income (OCI) for Current Period

Particulars	31 <sup>st</sup> March 2021	31 <sup>st</sup> March 2020
Actuarial (Gains)/Losses on Obligation for the period	6.66	0.10
Return on Plan Assets, Excluding Interest Income	-	-
Change in Asset Ceiling	-	-
Net(Income)/Expense for the period recognized in OCI	6.66	0.10

#### Sensitivity Analysis

Particulars	31 <sup>st</sup> March 2021	31 <sup>st</sup> March 2020
Projected Benefit Obligation on Current Assumptions	111.68	113.23
Delta Effect of +1% Change in Rate of Discounting	(7.65)	(7.04)
Delta Effect of -1% Change in Rate of Discounting	8.74	7.95
Delta Effect of +1% Change in Rate of Salary Increase	8.08	6.84
Delta Effect of -1% Change in Rate of Salary Increase	(7.18)	(5.39)
Delta Effect of +1% Change in Rate of Employee Turnover	0.27	0.35
Delta Effect of -1% Change in Rate of Employee Turnover	(0.31)	(0.38)

The sensitivity analysis have been determined based on reasonably possible changes of the respective assumptions occurring at the end of the reporting period, while holding all assumptions constant.

The sensitivity analysis presented above may not be representative of the actual change in the projected benefit obligation as it is unlikely that the change in the assumptions would occur in isolation of one another as some of the assumptions may be correlated.

Furthermore, in presenting the above sensitivity analysis, the present value of the projected benefit obligation has been calculated using the projected unit credit method at the end of the reporting period, which is the same method as applied in calculating the projected benefit obligation as recognized in the balance sheet.

There was no change in the methods and assumptions used in preparing the sensitivity analysis from prior years.

### 31 Segment Reporting

The Company prepares consolidated financial statements, hence as per INDAS 108 on Segment Reporting, segment information has not been provided in the stand alone financial statements

### 32 Leases

Information on leases as per Indian Accounting Standards (Ind As) 116 on 'Leases'

#### (a) Lease Income

##### Company as a Lessor

Other Income includes ₹ 621.37 lakhs pertaining to Lease rentals received by the Company arising out of capitalization of a Property that had been given on Joint Development by the Company.

##### i) Lease Expense

##### Company as a Lessee

##### (i)Future minimum lease payments\*

As at year end, the future minimum lease payments to be made under non-cancellable operating leases as follows:

	March,31 2021	March,31 2020
Payable within one year	92.38	49.72
Payable between one and five years	402.73	-
Payable after five years	-	-
<b>Total</b>	<b>495.11</b>	<b>49.72</b>

\*The above lease payables figures have been arrived at without considering future escalations, which is subject to negotiations.

##### (ii)Amount recognized in profit or loss

	March,31 2021	March,31 2020
Lease expense-minimum lease payments	40.63	13.76
<b>Total</b>	<b>40.63</b>	<b>13.76</b>

##### (iii)Impact of adoption of Ind AS 116

Effective 1st April 2019, the company has adopted Ind AS 116 " Leases " and applied the standard to all lease contracts existing on 1st April 2019 according to the provisions of standard.

On the transition date, the application of new accounting standard resulted in recognition of " Right of use asset" and corresponding "Lease Liability" to the extent of ₹ 214.82 Lakhs.

Particulars	Apr-Mar'21	Apr-Mar'20
Reclassified on account of adoption of Ind AS 116		-
Opening Lease Liability	49.72	
Additions	552.60	214.82
Repayments(a)	107.21	165.11
Closing Lease liability	495.12	49.71
Interest Expenses in Finance cost(b)	40.63	13.76
Hitherto accounted as		
Rental Expenses (c) = (a)+(b)	147.83	178.87
Depreciation on Right of Use Assets(d)	129.34	167.76
Impact of adoption of Ind AS 116 in profit and Loss Account (d+b-c)	22.14	2.65

Particulars	March,31 2021	March,31 2020
Carrying value of Right of Use Assets	470.32	47.07

### 33 Assets Pledged as Security:

Particulars	31st March 2021	31st March 2020
<b>Non-current assets</b>		
<b>First Charge</b>		
<b>Non - Financial Assets</b>		
Property, Plant and Equipment	13253.71	13253.71
Capital work-in-progress		
Intangible assets		
<b>Total Non-current assets pledged as security</b>	<b>13,253.71</b>	<b>13253.71</b>
<b>Current assets</b>		
<b>First Charge</b>		
<b>Financial assets</b>		
Trade receivable	2822.74	4456.14
Cash and cash equivalents		
Other bank balances		
<b>Non - Financial Assets</b>		
Inventories		
<b>Total Current assets pledged as security</b>	<b>2822.74</b>	<b>4456.14</b>
<b>Total assets pledged as security</b>	<b>16076.45</b>	<b>17709.85</b>

### 34 Fair Value Measurements:

a) Financial Instruments by Category and their Fair Values:

Particulars	As at 31st March 2021		As at 31st March 2020	
	Carrying Amount	Fair Value	Carrying Amount	Fair Value
<b>Financial Assets:</b>				
Investment	3,395.70	3,395.70	3,395.70	3,395.70
Security Deposits	127.66	127.66	137.39	137.39
Trade Receivables	2822.74	2822.74	4,456.14	4,456.14
Cash and Cash Equivalents	20.78	20.78	11.71	11.71
Other Bank balances	44.90	44.90	33.05	33.05
<b>Total Financial Assets</b>	<b>6411.78</b>	<b>6411.78</b>	<b>8,033.99</b>	<b>8,033.09</b>
<b>Financial Liabilities:</b>				
Borrowings	112.35	112.35	847.92	847.92
Trade Payables	928.94	928.94	1,181.03	1181.03
Other Financial Liabilities	2201.55	2201.55	1,590.68	1,590.68
<b>Total Financial Liabilities</b>	<b>3242.85</b>	<b>3242.85</b>	<b>3,619.63</b>	<b>3,619.63</b>

### b) Fair Value Hierarchy:

The Company has estimated all its financial assets and liabilities under Level 3 prescribed under the Indian Accounting Standards.

### c) Valuation Techniques:

The discount rates considered is the borrowing rate charged by the lead lender of the Company after giving effect to the applicable tax rate. The carrying amount of current financial assets and liabilities are considered to be the same as their fair values due to their short-term nature. For financial assets and liabilities that are measured at fair value, the carrying amount is equal to their fair values.

### 35 Capital Management:

The Company monitors capital on the basis of total equity on periodic basis. Equity comprises of all components of equity including fair value impact and debt includes both long-term and short-term loans.

Particulars	As at 31st March 2021	As at 31st March 2020
Equity	4,426.73	4,426.73
Debt	112.35	847.92
<b>Total</b>	<b>4539.08</b>	<b>5,274.65</b>

### 36. Income Taxes:

The major components of Income Tax expense for the years ended 31st March, 2021 and 31st March, 2020 are as under:

a) Income Tax recognized in Statement of Profit and Loss:

(Amounts in Lakhs)

Particulars	Year ended 31st March 2021	Year ended 31st March 2020
Current Tax	-	-
Deferred Tax	(0.85)	(3.78)
<b>Total</b>	<b>(0.85)</b>	<b>(3.78)</b>

Deferred tax asset as at 31st March, 2021 and 31st March, 2020 is recognized to the extent of Deferred tax liability arising out of temporary differences between accounting as per books and accounting as per Income Tax Act, 1961.

b) Reconciliation of Tax expense and the accounting profit multiplied by the tax rate:

Particulars	Year ended 31st March 2021	Year ended 31st March 2020
<b>Profit before tax</b>	<b>138.03</b>	<b>51.94</b>
Tax on the above	34.74	13.07
Tax effect of amounts which are not deductible / (taxable) in calculating taxable income:	(34.74)	(13.07)
Adjustments to profit as per previous year GAAP under Ind AS	-	-
<b>Income Tax expense</b>	<b>-</b>	<b>-</b>

c) Tax assets / liabilities

Particulars	As at 31st March 2021	As at 31st March 2020
Opening tax (asset) / liability	(571.62)	(469.73)
Add : Taxes Paid	(75.11)	(40.00)
Add : Credit availed	(59.02)	(61.89)
Less : Refund	-	-
Less: Current tax payable	-	-
<b>Closing tax (asset) / liability</b>	<b>(705.75)</b>	<b>(571.62)</b>

d) Deferred Tax

Particulars	As at 31st March 2021	As at 31st March 2020
<b>Deferred Tax Liability:</b>		
On Account of Depreciation differences	359.76	160.22
On account of Employee Benefits	-	-
Total Deferred Tax Liability	<b>359.76</b>	<b>160.22</b>
<b>Deferred Tax Asset:</b>		
On account of Depreciation differences		
On account of Employee Benefits	37.70	33.51
On Account of carried forward losses	384.20	187.99
Total Deferred Tax assets available	<b>421.90</b>	<b>221.51</b>
Recognition of Deferred Tax Asset(Net)	<b>62.14</b>	<b>61.28</b>

### 37 Financial Risk Management:

The Company's business activities expose it to a variety of financial risks, namely liquidity risk, market risks and credit risk.



Risk	Exposure arising from	Measurement	Management
Credit Risk	Cash and cash equivalents, trade receivables and financial assets measured at amortized cost.	Ageing analysis	Diversification of bank deposits and LCs
Liquidity Risk	Borrowings and other liabilities	Rolling cash flow forecasts	Availability of committed credit lines and borrowing facilities
Market risk – foreign exchange	Recognized financial assets and liabilities not denominated in Indian rupee	Sensitivity analysis	Un hedged
Market risk – interest rate	Long-term borrowings at variable rates	Sensitivity analysis	Un hedged

#### a) Credit Risk:

The Company is exposed to credit risk, which is the risk that counter party will default on its contractual obligation resulting in a financial loss to the Company. Credit risk arises from cash and cash equivalents, financial assets carried at amortized cost and deposits with banks and financial institutions, as well as credit exposures to trade customers including outstanding receivables.

#### i) Credit risk management

Credit risk is the risk that a counter party will not meet its obligations under a financial instrument or customer contract, leading to a financial loss.

#### Trade Receivable

The company closely monitors the credit worthiness of the debtors and only sells goods to credit worthy parties. The Company's internal systems are configured to define credit limits of customers, thereby limiting the credit risk to pre calculated amount.

#### ii) Expected Credit Loss( ECL)

##### FY 2020-21

Particulars	0-180 days	180-365 days	More than 365 days	Total
Gross Carrying amount	661.62	2161.13	260.00	3082.74
Expected loss rate	-	-	100.00%	-
Expected credit loss provisioning	-	-	260.00	260.00
Carrying amount of Trade receivables (Net of Provisions)	661.62	2161.13	-	2822.74

##### FY 2019-20

Particulars	0-180 days	180-365 days	More than 365 days	Total
Gross Carrying amount	1210.16	3245.98	-	4456.14
Expected loss rate	-	-	-	-
Expected credit loss provisioning	-	-	-	-
Carrying amount of Trade receivables (Net of Provisions)	1210.16	3245.98	-	4456.14

#### b) Liquidity risk:

Prudent liquidity risk management implies maintaining sufficient cash and marketable securities and the availability of funding through an adequate amount of committed credit facilities to meet obligations when due and to close out market positions.

The Company's objective in relation to its existing operating business is to maintain sufficient funding to operate at an optimal level.

#### Maturities of Financial Liabilities: 31st March, 2021:

Financial Liabilities	Less than 1 year	1 to 5 years	More than 5 years	Total
Borrowings	112.35	-	-	112.35
Trade Payables	928.94	-	-	928.94

Other Financial Liabilities	230.93	1970.62	-	2201.55
<b>Total Financial Liabilities</b>	<b>1272.22</b>	<b>1970.62</b>	-	<b>3242.85</b>

### 31st March, 2020:

Financial Liabilities	Less than 1 year	1 to 5 years	More than 5 years	Total
Borrowings	847.92	-	-	847.92
Trade Payables	1181.03	-	-	1181.03
Other Financial Liabilities	158.64	1432.04	-	1590.68
<b>Total Financial Liabilities</b>	<b>2187.59</b>	<b>1432.04</b>	-	<b>3619.63</b>

### c) Market Risk:

Market risk is the risk that the fair values of future cash flows of a financial instrument will fluctuate because of volatility of prices in the financial markets. Market risk can be further segregated as:

#### i) Foreign currency risk:

Foreign currency risk is the risk that the fair value or future cash flows of a financial instrument will fluctuate because of changes in foreign exchange rates. The Company has exposure foreign currency risk in case of Trade and other payables.

#### ii) Interest rate risk:

Interest rate risk is the risk that the fair value or future cash flows of a financial instrument will fluctuate because of changes in market interest rates. The Company's main interest rate risk arises from long-term borrowings with variable rates, which expose the Company to cash flow interest rate risk. During March 31, 2021 the Company's borrowings at variable rate were mainly denominated in Rupees. The Company's fixed rate borrowings are carried at amortized cost. They are therefore not subject to interest rate risk as defined in Ind AS -107, since neither the carrying amount nor the future cash flows will fluctuate because of a change in market interest rates.

#### Interest rate risk exposure

The exposure of the Company's borrowing to interest rate changes at the end of the reporting period are as follows:

Particulars	As at 31st March, 2021	As at 31st March, 2020
Variable Rate Borrowings	112.35	847.92

#### Interest Sensitivity

Profit or loss is sensitive to higher/lower interest expense from borrowings as a result of changes in interest rates.

Particulars	Impact of Profit before tax	
Interest sensitivity	31st March, 2021	31st March, 2020
Interest cost – increase by 5% on existing Interest cost*	10.98	15.07
Interest cost – decrease by 5% on existing Interest cost*	(10.98)	(15.07)

\* Holding all other variables constant.

### 38. Disclosure on the impact of the COVID-19 pandemic

- Operations in India: The company continued to comply with State and Central Government Lock down orders from time to time. Customer support and core operations team functioned fully. About 30% employees are physically attending office, whenever permitted as per Government Orders, while the balance continue to work from home. For the staff who are working from home, the company has provided with appropriate infrastructure to facilitate work from home.
- Ability to maintain operations including units, office spaces functioning: Subsequent to receipt of permissions from the authorities, the Company had resumed its operations fully and the Company had to take adequate precautions for the safety and wellbeing of its employees during the recurrence of the Covid-19 pandemic (second phase). However the Company continues to maintain and be fully functional with respect to Customer support and core operations. Safety of the employees and their well-being being paramount during the current CoVID-19 pandemic, the Company has taken several measures to ensure their well-being including measures such as maintaining physical distancing, frequent use of hand sanitizer and wearing of face masks. The Company has developed a policy in line with directives issued by MHA and WHO. All the facilities have been properly sanitized so that the people are safe and secure at the workplace. All safety protocols of temperature sensing, wearing of safety gears, social distancing, facility and vehicle sanitizing etc are being adhered to stringently. Digital medium of communication for meetings etc is being used extensively and the organization as a whole has evolved to work under the new normal.
- Capital and financial resources: The Company did face delay in receipt of payments from its customers during the year. However, the company will also continue to closely watch the situation in future.

- d) Profitability: The Company did face an abrupt stoppage of on-going projects during the initial stages of the Covid-19 pandemic, but subsequently, most of them have been resumed by the customers. Since, the company is a part of an essential & core services industry (Mobile Telecom), there was no major impact on revenue or profitability during the financial year.
- e) Supply chain: Due to impact of Covid-19 on the global supply chain, the delivery of hardware at our customer premises was delayed impacting implementation delivery times. This results in delayed collections from the customer. Also the payment terms and schedules to the suppliers had to be revised with unplanned cash outflows from the company. While the situation has improved slightly, the Company hopes that the business will become normal soon.
- f) Internal financial reporting and control: The Internal financial reporting control have been intact. Whenever the offices have been closed in compliance with Government orders, challenges in availability of documents and preparation of financial reporting are faced as compared to normal course. All transactions are duly checked and authorized by concerned competent persons through emails.
- g) Ability to service debt and other financing arrangements: The Company did face difficulties during the period of April – June 2020 and availed interest moratorium during that period. However subsequently the operations and the resultant cash flows have returned to near normal levels and the Company has resumed interest payments etc. Hence the Company does not foresee any difficulty in servicing its debt and interest obligations moving forward.
- h) Estimation of future impact of COVID-19 on its operations: Business landscape is fast changing and continuously evolving. The circumstances are extremely dynamic, hence it is not in a position to ascertain, the future impact on its operations. The Company will continue to closely monitor the developments and the material impact, if any, will be disclosed from time to time to the stock exchanges.

39. Previous Years Figures have been regrouped/reclassified wherever necessary to confirm to current years classification.

As per our Report of even date attached

For and on behalf of the Board of Megasoft Limited

for **N.C.Rajagopal & Co.**

Chartered Accountants  
Firm Registration No: 003398 S

**G V Kumar**  
Managing Director

**Anil Kumar Sood**  
Director

**Anish Mathew**  
Director

Arjun S.  
Membership No: 230448

**Shridhar Thathachary**  
Chief Financial Officer

**Srivalli Susarla**  
Company Secretary

Place: Hyderabad  
Date: 05th May, 2021



## MEGASOFT LIMITED

CIN: L72200TN1999PLC042730

85, Kutchery Road, Mylapore, Chennai 600004, Tamilnadu, India.

www.megasoft.com

### Notice of the 21<sup>st</sup> Annual General Meeting

Notice is hereby given that the **21<sup>st</sup> Annual General Meeting (AGM)** of the Members of **MEGASOFT LIMITED** will be held on Monday, the 28<sup>th</sup> June, 2021, at 10.00 a.m. IST through Video Conferencing ("**VC**") / Other Audio-Visual Means ("**OAVM**") to transact the following businesses:-

#### Ordinary Business:

##### (1) Adoption of Financial Statements

To receive, consider and adopt:

- (i) The Audited Financial Statements of the Company for the year ended 31<sup>st</sup> March, 2021, the report of the Auditors thereon and the Directors' Report.
- (ii) The Audited Consolidated Financial Statements of the Company for the year ended 31<sup>st</sup> March, 2021 and the report of the Auditors thereon.

##### (2) Re-appointment of Director

To appoint a Director in place of Mr. G. V. Kumar (DIN- 00059107), who retires by rotation and, being eligible, offers himself for re-appointment.

#### Special Business

##### (3) Appointment of Branch Auditor

To consider and if thought fit, to pass, with or without modification(s), the following resolution as Ordinary Resolution:

**"RESOLVED THAT** pursuant to the provisions of section 143 (8) and other applicable provisions, if any, of the Companies Act, 2013, as amended from time to time, and the Rules framed thereunder, the Board be and is hereby authorized to appoint from time to time Branch Auditors of any Branch office of the Company, whether existing or which may be opened/acquired hereafter outside India, based on the recommendation of the Audit/ Risk & Compliance Committee, in consultation with the Company's Auditors, any person(s) qualified to act as Branch Auditor within meaning of section 143(8) of the Companies Act, 2013 and to fix their remuneration."

**(4) Appointment of Mr. Kalyan Vijay Sivalenka as an Independent Director (Non-Executive) of the Company:**

To consider and if thought fit, to give assent/ dissent to the following Resolution as **Special Resolution:**

**“RESOLVED THAT** pursuant to the provisions of Sections 149, 152, 197, 198 read with Schedule-IV and V thereto and other applicable provisions of the Companies Act, 2013 and the rules framed there under (including any statutory modification(s) or re-enactment thereof) and on the basis of the recommendation of the Nomination and Remuneration Committee and consent of the Board of Directors at their Meetings held on 05<sup>th</sup> May 2021, the approval of the Members of the Company be and is hereby accorded for appointment of Mr. Kalyan Vijay Sivalenka (DIN-06404449), as an Independent Director (Non-Executive) of the Company not liable to retire by rotation and to hold office for a for a period of 5 consecutive years i.e. upto 27<sup>th</sup> June, 2026.”

**“RESOLVED FURTHER THAT** the Board of Directors of the Company be and are hereby severally authorized to sign the requisite forms/ documents and to do all such acts, deeds and things and execute all such documents, instruments and writings as may be required to give effect to the aforesaid resolution.”

**(5) Appointment of Mr. Upendar Mekala Reddy as an Independent Director (Non-Executive,) of the Company:**

To consider and if thought fit, to give assent/ dissent to the following Resolution as **Special Resolution:**

**“RESOLVED THAT** pursuant to the provisions of Sections 149, 152, 197, 198 read with Schedule-IV and V thereto and other applicable provisions of the Companies Act, 2013 and the rules framed there under (including any statutory modification(s) or re-enactment thereof) and on the basis of the recommendation of the Nomination and Remuneration Committee and consent of the Board of Directors at their Meetings held on 05<sup>th</sup> May 2021, the approval of the Members of the Company be and is hereby accorded for appointment of Mr. Upendar Mekala Reddy (DIN-08898174), as an Independent Director (Non-Executive) of the Company not liable to retire by rotation and to hold office for a for a period of 5 consecutive years i.e. upto 27<sup>th</sup> June,2026.”

**“RESOLVED FURTHER THAT,** the Board of Directors of the Company be and are hereby severally authorized to sign the requisite forms/ documents and to do all such acts, deeds and things and execute all such documents, instruments and writings as may be required to give effect to the aforesaid resolution.”

By order of the Board of Directors  
For **Megasoft Limited**

.....  
**GV Kumar**  
(DIN: 00059107)  
Managing Director

Place: Hyderabad  
Date: 05th May 2021

## **NOTES:**

1. In view of the continuing COVID-19 pandemic, the Ministry of Corporate Affairs (MCA) vide Circular No. 02/2021 dated January, 13, 2021 and Circular No. SEBI/HO/CFD/CMD2/CIR/P/2021/11 dated January, 15, 2021 had permitted Companies to conduct Annual General Meeting (AGM) during the year 2021 through video conferencing (VC) or Other Audio Visual Means (OAVM), without the physical presence of the members at common venue. In compliance with the MCA Circular No. 14/2020 dated April 8, 2020, Circular No. 17/2020 dated April 13, 2020, Circular No. 20/2020 dated May 05, 2020 and Circular No. 02/2021 dated January, 13, 2021 (MCA Circulars) and Securities and Exchange Board of India (SEBI) vide Circular No. SEBI/HO/CFD/CMD1/CIR/P/2020/79 dated May 12, 2020 Circular no. SEBI/HO/CFD/CMD/CIR/P/2020/242 dated December 9, 2020 and Circular No. SEBI/HO/CFD/CMD2/CIR/P/2021/11 dated January, 15, 2021, applicable provisions of Companies Act, 2013 and SEBI (Listing Obligations and Disclosure Requirements) Regulations, 2015, the 21st AGM of the Company is being convened and conducted through VC/ OAVM. The deemed venue of the AGM shall be the Registered Office of the Company.
2. Pursuant to the provisions of Section 108 of the Companies Act, 2013 read with Rule 20 of the Companies (Management and Administration) Rules, 2014 (as amended) and Regulation 44 of SEBI (Listing Obligations & Disclosure Requirements) Regulations 2015 (as amended), and MCA Circulars the Company is providing facility of remote e-voting to its Members in respect of the business to be transacted at the AGM. For this purpose, the Company has entered into an agreement with Central Depository Services (India) Limited (CDSL) for facilitating voting through electronic means, as the authorized e-Voting's agency. The facility of casting votes by a member using remote e-voting as well as the e-voting system on the date of the AGM will be provided by CDSL.
3. A statement pursuant to Section 102(1) of the Companies Act, 2013 relating to certain ordinary business and the special businesses to be transacted at the 21st AGM is annexed hereto. All documents referred to in the accompanying Notice and the Explanatory Statement shall be available for inspection electronically. Members seeking to inspect such documents can send an email to investors@megasoft.com.
4. Since the 21st AGM is being held through VC/ OAVM, the route map of the venue of the Meeting is not annexed to this Notice.
5. As per the provisions under the MCA Circulars, Members attending the 21st AGM through VC/ OAVM shall be counted for the purpose of reckoning the quorum under Section 103 of the Companies Act, 2013. The Company has appointed Mr. M Damodaran & Associates, LLP, to act as the Scrutinizer, to scrutinize the e-voting process in a fair and transparent manner.
6. Pursuant to MCA Circular No. 14/2020 dated April 08, 2020, the facility to appoint proxy to attend and cast vote for the members is not available for this AGM. However, in pursuance of Section 112 and Section 113 of the Companies Act, 2013, representatives of the members such as the President of India or the Governor of a State or body corporate can attend the AGM through VC/OAVM and cast their votes through e-voting.
7. The Scrutinizer will, after the conclusion of e-voting at the Meeting, scrutinize the votes cast at the Meeting and votes cast through remote e-voting, make a consolidated Scrutinizer's Report and submit the same to the Chairman. The result of e-voting will be declared within 48 hours of the conclusion of the Meeting and the same, along with the consolidated scrutinizer's Report will be placed on the website of the company [www.megasoft.com](http://www.megasoft.com) and on the website of CDSL at <https://evoting.india.com>. The results will simultaneously be communicated to the stock exchanges.
8. The Register of Members and Share Transfer books will remain closed from Tuesday, June 22, 2021 to Monday, June 28, 2021 (both days inclusive).
9. Members may note that pursuant to the General Circular No. 20/2020 dated May 5, 2020 issued by the MCA, the Company has enabled a process for the limited purpose of receiving the Company's Annual Report and Notice

for the Annual General Meeting (including remote e-voting instructions) electronically, and Members may temporarily update their email address by sending email at [investor@cameoindia.com](mailto:investor@cameoindia.com).

10. After due verification and receipt of email address updation request, the Company will send the annual report at your registered email address.
11. You can also update your mobile number and e-mail id in the user profile details of the folio which may be used for sending further communication(s).
12. Members who are holding shares in physical form in identical order of names in more than one folio are requested to send to the Company or its Registrar and Share Transfer Agent the details of such folios together with the share certificates for consolidating their holding in one folio. The share certificates will be returned to the Members after making requisite changes, thereon. Members are requested to use the share transfer form SH-4 for this purpose.
13. In accordance with the proviso to Regulation 40(1) of the Securities and Exchange Board of India (Listing Obligations and Disclosure Requirements) Regulations, 2015, effective from April 1, 2019, transfers of securities of the Company shall not be processed unless the securities are held in the dematerialized form with a depository. Accordingly, shareholders holding equity shares in physical form are urged to have their shares dematerialized so as to be able to freely transfer them and participate in corporate actions.
14. Non-resident Indian shareholders are requested to inform about the following immediately to the Company or its Registrar and Share Transfer Agent or the concerned Depository Participant, as the case may be:- a) the change in the residential status on return to India for permanent settlement, and b) the particulars of the NRE account with a Bank in India, if not furnished earlier.
15. Members holding shares in single name and physical form are advised to make nomination in respect of their shareholding in the Company. The Nomination Form SH-13 prescribed by the Government can be obtained from the Registrar and Share Transfer Agent or the Secretarial Department of the Company at its registered office.
16. The following documents will be available for inspection by the Members electronically during the 21st AGM: a) Register of Directors and Key Managerial Personnel and their shareholding, and the Register of Contracts or Arrangements in which the Directors are interested, maintained under the Companies Act, 2013. Members seeking to inspect such documents can send an email to [investors@megasoft.com](mailto:investors@megasoft.com).
17. In case of any queries regarding the Annual Report, the Members may write to [investors@megasoft.com](mailto:investors@megasoft.com) to receive an email response.
18. The Members can join the AGM in the VC/OAVM mode 15 minutes before and after the scheduled time of the commencement of the Meeting by following the procedure mentioned in the Notice. The facility of participation at the AGM through VC/OAVM will be made available to at least 1000 members on a first come first served basis. This will not include large Shareholders (Shareholders holding 2% or more shareholding), Promoters, Institutional Investors, Directors, Key Managerial Personnel, the Chairpersons of the Audit Committee, Nomination and Remuneration Committee and Stakeholders Relationship Committee, Auditors etc. who are allowed to attend the AGM without restriction on account of first come first served basis.
19. In line with the Ministry of Corporate Affairs (MCA) Circular No. 17/2020 dated April 13, 2020, the Notice calling the AGM has been uploaded on the website of the Company at [www.megasoft.com](http://www.megasoft.com). The Notice can also be accessed from the websites of the Stock Exchanges i.e. BSE Limited and National Stock Exchange of India Limited at [www.bseindia.com](http://www.bseindia.com) and [www.nseindia.com](http://www.nseindia.com) respectively. The AGM Notice is also disseminated on the website of CDSL (agency for providing the Remote e-Voting facility and e-voting system during the AGM) i.e. [www.evotingindia.com](http://www.evotingindia.com).

**I. DISPATCH OF ANNUAL REPORT THROUGH ELECTRONIC MODE:**

1. In compliance with the MCA Circulars and SEBI Circulars the notice of the 21st AGM along with the Annual Report 2020-21 are being sent only by electronic mode to those Members whose e-mail addresses are registered with the Company/ Depositories. Members may please note that this Notice and Annual Report 2020-21 will also be available on the Company's website at <http://www.megasoft.com/reports.html?>, websites of the Stock Exchanges i.e. BSE Limited and National Stock Exchange of India Limited at [www.bseindia.com](http://www.bseindia.com) and [www.nseindia.com](http://www.nseindia.com) respectively.
2. Members who have not registered their e-mail address are requested to register the same in respect of shares held in electronic form with the Depository through their Depository Participant(s) and in respect of shares held in physical form by writing to the Company's Registrar and Share Transfer Agent, Cameo Corporate Services Limited, Subramanian Building" No.1 Club House Road Chennai-600002, Tamilnadu at [investor@cameonindia.com](mailto:investor@cameonindia.com)

**II. THE INSTRUCTIONS OF SHAREHOLDERS FOR REMOTE E-VOTING AND E-VOTING DURING AGM AND JOINING MEETING THROUGH VC/ OAVM ARE AS UNDER:**

1. Pursuant to the provisions of Section 108 and other applicable provisions, if any, of the Companies Act, 2013 read with the Companies (Management and Administration) Rules, 2014, as amended, and Regulation 44 of SEBI Listing Regulations, the Company has provided the facility to Members to exercise their right to vote by electronic means both through remote e-voting ("remote e-voting") and e-voting during the AGM.
2. In case of joint holders attending the Meeting, only such joint holders who are higher in the order of names will be entitled to vote.
3. The voting period begins on Thursday, June 24, 2021 at 9.00 a.m. and ends on Sunday, June 27, 2021 at 5.00 p.m. During this period shareholders of the Company, holding shares either in physical form or in dematerialized form, as on the cut-off date Monday, June 21, 2021 may cast their vote electronically. The e-voting module shall be disabled by CDSL for voting thereafter.
4. Pursuant to SEBI Circular No. **SEBI/HO/CFD/CMD/CIR/P/2020/242** dated 09.12.2020, under Regulation 44 of Securities and Exchange Board of India (Listing Obligations and Disclosure Requirements) Regulations, 2015, listed entities are required to provide remote e-voting facility to its shareholders, in respect of all shareholders' resolutions. However, it has been observed that the participation by the public non-institutional shareholders/ retail shareholders is at a negligible level.
5. Currently, there are multiple e-voting service providers (ESPs) providing e-voting facilities to listed entities in India. This necessitates registration on various ESPs and maintenance of multiple user IDs and passwords by the shareholders.
6. In order to increase the efficiency of the voting process, pursuant to a public consultation, it has been decided to enable e-voting to **all the demat account holders, by way of a single login credential, through their demat accounts/ websites of Depositories/ Depository Participants**. Demat account holders would be able to cast their vote without having to register again with the ESPs, thereby, not only facilitating seamless authentication but also enhancing ease and convenience of participating in e-voting process.



7. In terms of SEBI circular no. SEBI/HO/CFD/CMD/CIR/P/2020/242 dated December 9, 2020 on e-Voting facility provided by Listed Companies, Individual shareholders holding securities in demat mode are allowed to vote through their demat account maintained with Depositories and Depository Participants. Shareholders are advised to update their mobile number and email Id in their demat accounts in order to access e-Voting facility.
8. Pursuant to above said SEBI Circular, Login method for e-Voting and joining virtual meeting is given below:

➤ **For Individual shareholders holding securities in Demat mode:**

<b>Type of shareholders</b>	<b>Login Method</b>
Individual Shareholders holding securities in Demat mode with <b>CDSL</b>	<p>i. Users who have opted for CDSL's Easi / Easiest facility, can login through their existing user id and password. Option will be made available to reach e-Voting page without any further authentication. The URLs for users to login to Easi / Easiest are <a href="https://web.cdslindia.com/myeasi/home/login">https://web.cdslindia.com/myeasi/home/login</a> or <a href="http://www.cdslindia.com">www.cdslindia.com</a> and click on Login icon and select New System Myeasi.</p> <p>ii. After successful login the Easi / Easiest user will be able to see the e-Voting Menu. On clicking the e-voting menu, the user will be able to see his/her holdings along with links of the respective e-Voting service provider i.e. CDSL/ NSDL/ KARVY/ LINK INTIME as per information provided by Issuer / Company. Additionally, we are providing links to e-Voting Service Providers, so that the user can visit the e-Voting service providers' site directly.</p> <p>iii. If the user is not registered for Easi/Easiest, option to register is available at <a href="https://web.cdslindia.com/myeasi./Registration/ EasiRegistration">https://web.cdslindia.com/myeasi./Registration/ EasiRegistration</a></p> <p>iv. Alternatively, the user can directly access e-Voting page by providing Demat Account Number and PAN No. from a link in <a href="http://www.cdslindia.com">www.cdslindia.com</a> home page. The system will authenticate the user by sending OTP on registered Mobile &amp; Email as recorded in the Demat Account. After successful authentication, user will be provided links for the respective ESP where the e-Voting is in progress during or before the AGM.</p>
Individual Shareholders holding securities in demat mode with <b>NSDL</b>	<p>i. If you are already registered for the NSDL IDeAS facility, please visit the e-Services website of NSDL. Open a web browser by typing the following URL: <a href="https://eservices.nsd.com">https://eservices.nsd.com</a> either on a Personal Computer or on a mobile. Once the home page of e-Services is launched, click on the "Beneficial Owner" icon under "Login" which is available under 'IDeAS' section. A new screen will open. You will have to enter your User ID and Password. After successful authentication, you will be able to see e-Voting services. Click on "Access to e-Voting " under e-Voting services and you will be able to see the e-Voting page. Click on company name or e-Voting service provider name and you will be redirected to e-Voting service provider website for casting your vote during the remote e-Voting period or joining virtual meeting &amp; voting during the meeting.</p>

	<p>ii. If the user is not registered for IDEAS e-Services, option to register is available at <a href="https://eservices.nSDL.com">https://eservices.nSDL.com</a>. Select “Register Online for IDEAS “Portal or click at <a href="https://eservices.nSDL.com/SecureWeb/IdeasDirectReg.jsp">https://eservices.nSDL.com/SecureWeb/IdeasDirectReg.jsp</a></p> <p>iii. Visit the e-Voting website of NSDL. Open a web browser by typing the following URL: <a href="https://www.evoting.nSDL.com/">https://www.evoting.nSDL.com/</a> either on a Personal Computer or on a mobile. Once the home page of e-Voting system is launched, click on the icon “Login” which is available under ‘Shareholder/Member’ section. A new screen will open. You will have to enter your User ID (i.e. your sixteen digit demat account number held with NSDL), Password/OTP and a Verification Code as shown on the screen. After successful authentication, you will be redirected to the NSDL Depository site wherein you can see the e-Voting page. Click on company name or e-Voting service provider name and you will be redirected to e-Voting service provider website for casting your vote during the remote e-Voting period or joining virtual meeting &amp; voting during the meeting</p>
Individual Shareholders (holding securities in demat mode) login through their <b>Depository Participants</b>	You can also login using the login credentials of your demat account through your Depository Participant registered with NSDL/CDSL for e-Voting facility. After successful login, you will be able to see e-Voting options. Once you click on the e-Voting option, you will be redirected to the NSDL/CDSL Depository site after successful authentication, wherein you can see the e-Voting feature. Click on company name or e-Voting service provider name and you will be redirected to e-Voting service provider’s website for casting your vote during the remote e-Voting period or joining virtual meeting & voting during the meeting.

**Important note:** Members who are unable to retrieve User ID/ Password are advised to use Forget User ID and Forget Password option available at above mentioned website.

**Helpdesk for Individual Shareholders holding securities in demat mode for any technical issues related to login through Depository i.e. CDSL and NSDL**

<b><u>Login type</u></b>	<b><u>Helpdesk details</u></b>
Individual Shareholders holding securities in Demat mode with <b>CDSL</b>	Members facing any technical issue in login can contact CDSL helpdesk by sending a request at <a href="mailto:helpdesk.evoting@cdslindia.com">helpdesk.evoting@cdslindia.com</a> or contact at 022- 23058738 and 22-23058542-43.
Individual Shareholders holding securities in Demat mode with <b>NSDL</b>	Members facing any technical issue in login can contact NSDL helpdesk by sending a request at <a href="mailto:evoting@nSDL.co.in">evoting@nSDL.co.in</a> or call at toll free no.: 1800 1020 990 and 1800 22 44 30

➤ **For non-individual shareholders and physical shareholders**

- i. The shareholders should log on to the e-voting website [www.evotingindia.com](http://www.evotingindia.com).
- ii. Click on Shareholders.
- iii. Now enter your User ID
  - a. For CDSL: 16 digits beneficiary ID,
  - b. For NSDL: 8 Character DP ID followed by 8 Digits Client ID
  - c. Members holding shares in Physical Form should enter Folio Number registered with the

company.

- iv. Next enter the Image Verification as displayed and Click on Login.
- v. If you are holding shares in Demat form and had logged on to [www.evotingindia.com](http://www.evotingindia.com) and voted on an earlier voting of any company, then your existing password is to be used.
- vi. If you are a first time user follow the steps given below:

<b>For Members holding shares in Demat Form and Physical Form</b>	
PAN	<ol style="list-style-type: none"> <li>i. Enter your 10 digit alpha-numeric *PAN issued by Income Tax Department (Applicable for both demat shareholders as well as physical shareholders)</li> <li>ii. Shareholders who have not updated their PAN with the Company/Depository Participant are requested to use the sequence number sent by Company/RTA or contact Company/RTA.</li> </ol>
Dividend Bank Details OR Date of Birth (DOB)	<ol style="list-style-type: none"> <li>i. Enter the Dividend Bank Details or Date of Birth (in dd/mm/yyyy format) as recorded in your demat account or in the company records in order to login.</li> <li>ii. If both the details are not recorded with the depository or company, please enter the member id / folio number in the Dividend Bank details field as mentioned in instruction (v).</li> </ol>

- vii. After entering these details appropriately, click on "SUBMIT" tab.
- viii. Shareholders holding shares in physical form will then directly reach the Company selection screen. However, members holding shares in Demat form will now reach 'Password Creation' menu wherein they are required to mandatorily enter their login password in the new password field. Kindly note that this password is to be also used by the Demat holders for voting for resolutions of any other company on which they are eligible to vote, provided that company opts for e-voting through CDSL platform. It is strongly recommended not to share your password with any other person and take utmost care to keep your password confidential.
- ix. For Shareholders holding shares in physical form, the details can be used only for e-voting on the resolutions contained in this Notice.
- x. Click on the EVSN for the Megasoft Limited on which you choose to vote.
- xi. On the voting page, you will see "RESOLUTION DESCRIPTION" and against the same the option "YES/NO" for voting. Select the option YES or NO as desired. The option YES implies that you assent to the Resolution and option NO implies that you dissent to the Resolution.
- xii. Click on the "RESOLUTIONS FILE LINK" if you wish to view the entire Resolution details.
- xiii. After selecting the resolution you have decided to vote on, click on "SUBMIT". A confirmation box will be displayed. If you wish to confirm your vote, click on "OK", else to change your vote, click on "CANCEL" and accordingly modify your vote.
- xiv. Once you "CONFIRM" your vote on the resolution, you will not be allowed to modify your vote.
- xv. You can also take a print of the votes cast by clicking on "Click here to print" option on the Voting page.
- xvi. If a Demat account holder has forgotten the login password then Enter the User ID and the image verification code and click on Forgot Password & enter the details as prompted by the system.
- xvii. Facility for Non – Individual Shareholders and Custodians –Remote Voting

- a. Non-Individual shareholders (i.e. other than Individuals, HUF, NRI etc.) and Custodians are required to log on to [www.evotingindia.com](http://www.evotingindia.com) and register themselves in the “Corporates” module.
- b. A scanned copy of the Registration Form bearing the stamp and sign of the entity should be emailed to [helpdesk.evoting@cdslindia.com](mailto:helpdesk.evoting@cdslindia.com).
- c. After receiving the login details a Compliance User should be created using the admin login and password. The Compliance User would be able to link the account(s) for which they wish to vote on.
- d. The list of accounts linked in the login should be mailed to [helpdesk.evoting@cdslindia.com](mailto:helpdesk.evoting@cdslindia.com) and on approval of the accounts they would be able to cast their vote.
- e. A scanned copy of the Board Resolution and Power of Attorney (POA) which they have issued in favour of the Custodian, if any, should be uploaded in PDF format in the system for the scrutinizer to verify the same.
- f. Alternatively Non Individual shareholders are required to send the relevant Board Resolution/ Authority letter etc. together with attested specimen signature of the duly authorized signatory who are authorized to vote, to the Scrutinizer and to the Company at the email address viz; [investors@megasoftware.com](mailto:investors@megasoftware.com) , if they have voted from individual tab & not uploaded same in the CDSL e-voting system for the scrutinizer to verify the same.

**III. INSTRUCTIONS FOR ATTENDING THE AGM THROUGH VC/ OAVM & E-VOTING DURING MEETING ARE AS UNDER:**

1. The procedure for attending meetings & e-Voting on the day of the AGM is the same as the instructions mentioned above for Remote e-voting.
2. The link for VC/OAVM to attend the meeting will be available where the EVSN of Company will be displayed after successful login as per the instructions mentioned above for Remote e-voting.
3. Shareholders who have voted through Remote e-Voting will be eligible to attend the meeting. However, they will not be eligible to vote at the AGM.
4. Shareholders are encouraged to join the Meeting through Laptops / IPads for better experience.
5. Further shareholders will be required to allow cameras and use the Internet with a good speed to avoid any disturbance during the meeting.
6. Please note that Participants Connecting from Mobile Devices or Tablets or through Laptop connecting via Mobile Hotspot may experience Audio/Video loss due to Fluctuation in their respective network. It is therefore recommended to use Stable Wi-Fi or LAN Connection to mitigate any kind of aforesaid glitches.
7. Shareholders who would like to express their views/ ask questions during the meeting may register themselves as a speaker by sending their request in advance at least Seven (7) days prior to meeting mentioning their name, demat account number/folio number, email id, mobile number at [investors@megasoftware.com](mailto:investors@megasoftware.com). The shareholders who do not wish to speak during the AGM but have queries may send their queries in advance Seven (7) days prior to meeting mentioning their name, demat account number/ folio number, email id, mobile number at [investors@megasoftware.com](mailto:investors@megasoftware.com). These queries will be replied to by the company suitably by email.

8. Those shareholders who have registered themselves as a speaker will only be allowed to express their views/ ask questions during the meeting.
9. Only those shareholders, who are present in the AGM through VC/OAVM facility and have not casted their vote on the Resolutions through remote e-Voting and are otherwise not barred from doing so, shall be eligible to vote through e-Voting system available during the AGM.
10. If any Votes are cast by the shareholders through the e-voting available during the AGM and if the same shareholders have not participated in the meeting through VC/OAVM facility, then the votes cast by such shareholders shall be considered invalid as the facility of e-voting during the meeting is available only to the shareholders attending the meeting.

**IV. PROCESS FOR THOSE SHAREHOLDERS WHO'S EMAIL ADDRESSES IS NOT REGISTERED WITH THE DEPOSITORIES FOR OBTAINING LOGIN CREDENTIALS FOR E-VOTING FOR THE RESOLUTIONS PROPOSED IN THIS NOTICE:**

1. For Physical shareholders- please provide necessary details like Folio No., Name of shareholder, scanned copy of the share certificate (front and back), PAN (self attested scanned copy of PAN card), AADHAR (self attested scanned copy of Aadhar Card) by email to [investors@megasoft.com](mailto:investors@megasoft.com).
2. For Demat shareholders -Please update your email id & mobile no. with your respective Depository Participant (DP).
3. For Individual Demat shareholders – Please update your email id & mobile no. with your respective Depository Participant (DP) which is mandatory while e-Voting & joining virtual meeting through Depository.

If you have any queries or issues regarding attending AGM & e-Voting from the CDSL e-Voting System, you can write an email to [helpdesk.evoting@cdslindia.com](mailto:helpdesk.evoting@cdslindia.com) or contact at 022- 23058738 and 022-23058542/43.

All grievances connected with the facility for voting by electronic means may be addressed to Mr. Rakesh Dalvi, Manager, (CDSL, ) Central Depository Services (India) Limited, A Wing, 25th Floor, Marathon Futurex, Mafatlal Mill Compounds, N M Joshi Marg, Lower Parel (East), Mumbai - 400013 or send an email to [helpdesk.evoting@cdslindia.com](mailto:helpdesk.evoting@cdslindia.com) or call on 022-23058542/43.

## EXPLANATORY STATEMENT

(Pursuant to Section 102 of the Companies Act, 2013)

Annexed to the Notice convening the 21<sup>st</sup> Annual General Meeting to be held on 28th June, 2021

### **Item No.3 – Appointment of Branch Auditor**

The Company has branches outside India and may also open/ acquire new branches outside India in future. It may be necessary to appoint branch auditors for carrying out the audit of the accounts of such branches to meet the compliance of laws applicable in those countries. The Members are requested to authorize the Board of Directors of the Company to appoint branch auditors in consultation with the Company's Auditors and fix their remuneration.

None of the Directors or Key Managerial Personnel or their relatives is concerned or interested in the Resolution.

Your Directors, therefore, recommend the resolution for your approval as Ordinary Resolution.

### **Item No.4 – Appointment of Mr. Kalyan Vijay Sivalenka as an Independent Director (Non-Executive) the Company**

Mr. Kalyan Vijay Sivalenka was appointed as an Additional Director of the Company with effect from 29<sup>th</sup> September, 2020, in accordance with the provisions of section 161 of the Companies Act, 2013 read with the Articles of Association of the Company. Pursuant to Section 161 of the Companies Act, 2013 relevant rules, read with SEBI (Listing Obligations and Disclosure Requirements) Regulations, 2015, and holds office only up to the date of the ensuing Annual General Meeting of the Company.

The matter regarding appointment of Mr. Kalyan Vijay Sivalenka was placed before the Nomination & Remuneration Committee, and considering his varied experience, it recommended his appointment as Independent Director for a term of 5 years upto 27<sup>th</sup> June, 2026 in terms of the provisions of Sections 149, 150, 152 read with Schedule IV and any other applicable provisions of the Act and SEBI (Listing Obligations and Disclosure Requirements) Regulations, 2015.

The Company has received consent, declaration of non-disqualification in terms of Section 164 of the Companies Act, 2013, and a declaration from him stating that he meets the criteria of Independence as prescribed under sub-section (6) of Section 149 of the Companies Act, 2013 and Regulation 16(1)(b) of the SEBI (Listing Obligations and Disclosure Requirements) Regulations, 2015.

As per the provisions of section 149 of the Act, an Independent Director shall hold office for a term upto five consecutive years on Board of a Company and is not liable to retire by rotation.

In the opinion of the Board, Mr. Kalyan Vijay Sivalenka fulfills the conditions specified under Section 149 (6) of the Act, the Companies (Appointment and Qualification of Directors) Rules, 2014 and Regulation 16(1)(b) of the SEBI (Listing Obligations and Disclosure Requirements) Regulations, 2015 for his appointment as an Independent Non-Executive Director of the Company and is independent of the management. The Board opined that his continued association would be of immense benefit to the Company and it is desirable to continue to avail services of Mr. Kalyan Vijay Sivalenka as an Independent Director.

Accordingly, the Board recommends passing of the Special Resolution in relation to appointment of Mr. Kalyan Vijay Sivalenka as an Independent Director for a term of five consecutive years with effect from 28<sup>th</sup> June, 2021 to 27<sup>th</sup> June, 2026, for the approval by the shareholders of the Company.

Copy of the draft letter for appointment of Mr. Kalyan Vijay Sivalenka as an Independent Director (Non-Executive) setting out terms and conditions would be available for inspection by members in terms of Note No. 4 of the Notes in the accompanying Notice.

Except Mr. Kalyan Vijay Sivalenka, No other Director(s) or Key Managerial Personnel(s) or their relatives is concerned or interested in the Resolution.

#### **Item No. 5 – Appointment of Mr. Upendar Mekala Reddy as an Independent Director (Non-Executive) the Company**

Mr. Upendar Mekala Reddy was appointed as an Additional Director of the Company with effect from 29<sup>th</sup> September, 2020, in accordance with the provisions of section 161 of the Companies Act, 2013 read with the Articles of Association of the Company. Pursuant to Section 161 of the Companies Act, 2013 relevant rules, read with SEBI (Listing Obligations and Disclosure Requirements) Regulations, 2015, and holds office only up to the date of the ensuing Annual General Meeting of the Company.

The matter regarding appointment of Mr. Upendar Mekala Reddy was placed before the Nomination & Remuneration Committee, and considering his varied experience, it recommended his appointment as Independent Director for a term of 5 years upto 27<sup>th</sup> June, 2026 in terms of the provisions of Sections 149, 150, 152 read with Schedule IV and any other applicable provisions of the Act and SEBI (Listing Obligations and Disclosure Requirements) Regulations, 2015.

The Company has received consent, declaration of non-disqualification in terms of Section 164 of the Companies Act, 2013, and a declaration from him stating that he meets the criteria of Independence as prescribed under sub-section (6) of Section 149 of the Companies Act, 2013 and Regulation 16(1)(b) of the SEBI (Listing Obligations and Disclosure Requirements) Regulations, 2015.

As per the provisions of section 149 of the Act, an Independent Director shall hold office for a term upto five consecutive years on Board of a Company and is not liable to retire by rotation.

In the opinion of the Board, Mr. Upendar Mekala Reddy fulfills the conditions specified under Section 149 (6) of the Act, the Companies (Appointment and Qualification of Directors) Rules, 2014 and Regulation 16(1)(b) of the SEBI (Listing Obligations and Disclosure Requirements) Regulations, 2015 for his appointment as an Independent Non-Executive Director of the Company and is independent of the management. The Board opined that his continued association would be of immense benefit to the Company and it is desirable to continue to avail services of Mr. Upendar Mekala Reddy as an Independent Director.

Accordingly, the Board recommends passing of the Special Resolution in relation to appointment of Mr. Upendar Mekala Reddy as an Independent Director for a term of five consecutive years with effect from 28<sup>th</sup> June, 2021 to 27<sup>th</sup> June, 2026, for the approval by the shareholders of the Company.

Copy of the draft letter for appointment of Mr. Upendar Mekala Reddy as an Independent Director (Non-Executive) setting out terms and conditions would be available for inspection by members in terms of Note No. 5 of the Notes in the accompanying Notice.

Except Mr. Upendar Mekala Reddy, No other Director(s) or Key Managerial Personnel(s) or their relatives is concerned or interested in the Resolution.

By order of the Board of Directors  
For **Megasoft Limited**

.....  
**GV Kumar**  
(DIN: 00059107)  
Managing Director

Place: Hyderabad  
Date: 05th May, 2021



# Global Offices

## INDIA

85, Kutchery Road  
Mylapore, Chennai 600004  
Phone: +91 44 24616768  
Fax: +91 44 24617810  
Email: [contact@megasoftware.com](mailto:contact@megasoftware.com)

My Home Hub  
1st Floor, Block -3, My Home Hub,  
Madhapur, Hyderabad – 500081  
Telangana, India  
Phone: +91 40 4033 0000  
Fax: +91 40 4013 3555

## UNITED STATES

Megasoft Limited  
42467 Hundonmoore  
DR Chantilly VA 20152, USA

XIUS Holding Corp  
15 Tyngsboro Road Unit 8C,  
North Chelmsford  
MA 01863, USA  
Phone: +1 781-904-5000  
Fax: +1 781-904-5601

XIUS Corp  
15 Tyngsboro Road  
Unit 8C,  
North Chelmsford  
MA 01863, USA  
Phone: +1 781-904-5000  
Fax: +1 781-904-5601

## MEXICO

XIUS S DE RL DE CV  
Pase o de la Reforma  
505 piso 32 Col Cuauhtemoc  
CP 06500, Ciudad de Mexico, Mexico  
Phone: +52 (55) 85034200

## MALAYSIA

Megasoft Consultants Sdn Bhd Suite  
18-3, D' Wangsa  
Jalan Wangsa Delima 11  
53300 Kuala Lumpur, Malaysia  
Phone: +60-3-4144 4562 ,  
+60-3-8408 1809  
Fax: +60-3-4147 4144

## Disclaimer

In this annual report, we have disclosed forward-looking information to enable investors to comprehend our prospects and take informed investment decisions. This report and other statements - written and oral - that we periodically make contain forward-looking statements that set out anticipated results based on the management's plans and assumptions. We have tried wherever possible to identify such statements by using words such as 'anticipates', 'estimates', 'expects', 'projects', 'intends', 'plans', 'believes' and words of similar substance in connection with any discussion of future performance.

We cannot guarantee that these forward-looking statements will be realised, although we believe we have been prudent in our assumptions. The achievement of results is subject to risks, uncertainties and even inaccurate assumptions. Should known or unknown risks or uncertainties materialise, or should underlying assumptions prove inaccurate, actual results could vary materially from those anticipated, estimated or projected. We undertake no obligation to publicly update any forward-looking statements, whether as a result of new information, future events or otherwise.



Registered Office:  
Megasoft Limited  
No 85, Kutchery Road  
Mylapore, Chennai 600004.

