

DWARIKESH SUGAR INDUSTRIES LIMITED

Corp. off.; 511, Maker Chambers V, 221, Nariman Point, Mumbai – 400021. Tel.: 2283 2486, 2204 2945, Fax : 2204 7288
E Mail : dsilbom@dwarikesh.com Website : www.dwarikesh.com, CIN : L15421UP1993PLC018642

REF: DSIL/2021-22/233

October 25, 2021

Corporate Relationship Department
BSE Limited
Phiroze Jeejeebhoy Towers
Dalal Street, Fort, Mumbai - 400 001
Fax: 22723 2082 /3132

National Stock Exchange of India Limited
“Exchange Plaza”
Bandra – Kurla Complex,
Bandra [E], Mumbai - 400 051

Scrip Code - 532610

Scrip Code – DWARKESH

Sub: Disclosure under regulation 30 of SEBI (Listing Obligations & Disclosure Requirements) Regulations, 2015 – Investor Presentation

Dear Sir,

Pursuant to regulation 30 – Schedule III - Part A – Item no.15 of SEBI (Listing Obligations & Disclosure Requirements) Regulations, 2015, we are enclosing herewith Investor Presentation for (Q2) quarter and half year ended September 30, 2021.

Kindly take the same on record.

Yours faithfully,

B. J. Maheshwari
Managing Director & CS cum CCO
(DIN 00002075)

Encl: as above

A close-up photograph of several sugarcane stalks in a field. The stalks are light-colored with distinct nodes and are surrounded by vibrant green leaves. The background is softly blurred, emphasizing the texture and color of the stalks in the foreground.

Dwarikesh Sugar Industries Limited

Investor Update- Q2FY22

Safe Harbour Statement

This presentation and the accompanying slides (the “Presentation”), which have been prepared by Dwarikesh Sugar Industries Ltd (the “Company”), have been prepared solely for information purposes and do not constitute any offer, recommendation or invitation to purchase or subscribe for any securities, and shall not form the basis or be relied on in connection with any contract or binding commitment whatsoever. No offering of securities of the Company will be made except by means of a statutory offering document containing detailed information about the Company.

This Presentation has been prepared by the Company based on information and data which the Company considers reliable, but the Company makes no representation or warranty, express or implied, whatsoever, and no reliance shall be placed on, the truth, accuracy, completeness, fairness and reasonableness of the contents of this Presentation. This Presentation may not be all inclusive and may not contain all of the information that you may consider material. Any liability in respect of the contents of, or any omission from, this Presentation is expressly excluded.

This presentation contains certain forward looking statements concerning the Company’s future business prospects and business profitability, which are subject to a number of risks and uncertainties and the actual results could materially differ from those in such forward looking statements. The risks and uncertainties relating to these statements include, but are not limited to, risks and uncertainties regarding fluctuations in earnings, our ability to manage growth, competition (both domestic and international), economic growth in India and abroad, ability to attract and retain highly skilled professionals, time and cost overruns on contracts, our ability to manage our international operations, government policies and actions regulations, interest and other fiscal costs generally prevailing in the economy. The Company does not undertake to make any announcement in case any of these forward looking statements become materially incorrect in future or update any forward looking statements made from time to time by or on behalf of the Company.

Q2FY22 Earnings Call

Time and Date

3:00 PM IST, Tuesday, October 26, 2021

Conference Dial-In

+91 22 6280 1116/+91 22 7115 8017

International Toll Free

UK 08081011573

USA 18667462133

Hong Kong +852 30186877

Singapore +65 31575746

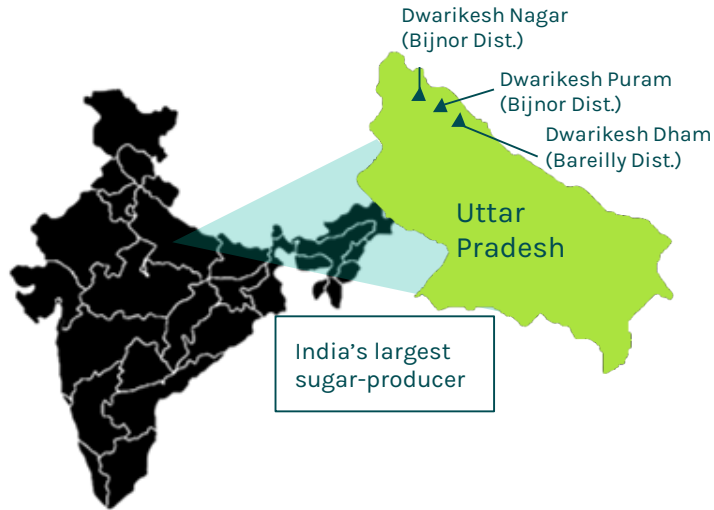
Diamond Pass:

<https://services.choruscall.in/DiamondPassRegistration/register?confirmationNumber=6777823&linkSecurityString=1a042cbada>



Business Overview

At a Glance

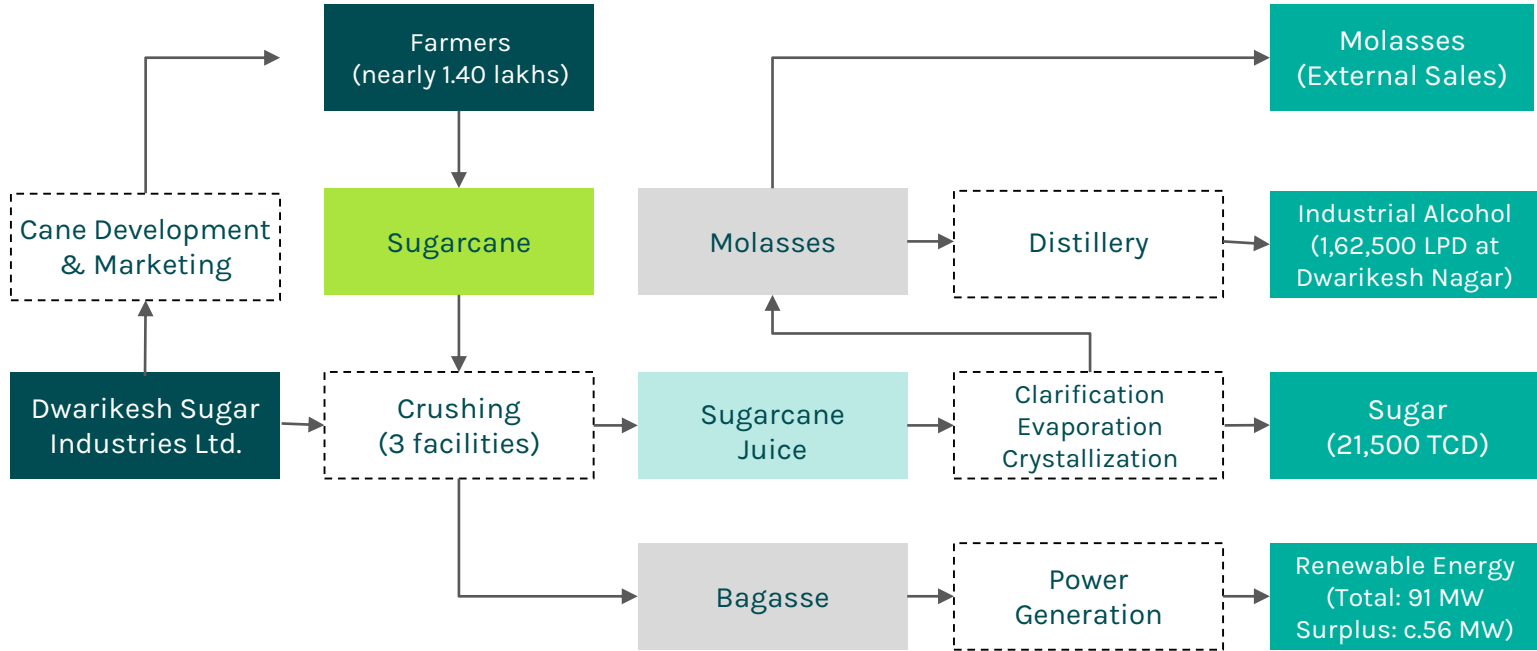


- 3 Plants located in UP-India's largest sugar producing state
- 2 Plants located in Bijnor District- a District with focused concentration on cane production on highly fertile & well-irrigated land
- Plant at Bareilly - the low-lying Ganges plains district with fertile alluvial soil
- Access to large, clearly defined cane-producing areas in the region
- All the three plants are well connected with major sugar consuming markets of the country, the Bareilly plant being located on the National Highway itself

Capacity	Dwarikesh Nagar	Dwarikesh Puram	Dwarikesh Dham	Aggregate
Sugar (TCD)	6,500	7,500	7,500	21,500
Cogeneration (MW)	22	33	36	91 (Surplus: c. 56)
Distillery (LPD)	1,62,500	-	-	1,62,500

Note: TCD stands for tonnes of cane per day, MW stands for Megawatts, LPD stands for litres per day; SS stands for Sugar Season defined as 12 months period ending September 30 of the particular year; In July 2021, the Company has embarked upon a project to set up a 175 KLPD distillery at the Dwarikesh Dham Unit in Bareilly, Uttar Pradesh.

Operations Overview



Key Management Personnel



Mr. G. R. Morarka

- Founder and Promoter
- Executive Chairman
- Commerce graduate & ICWA Inter
- Received 'Indira Gandhi Priyadarshini Award for Management', 'Bhamasha Award', 'Indira Gandhi Sadbhavna Award' & 'Swami Krishnanad Saraswati Purashkar' for exemplary achievements in various fields



Mr. Vijay S. Banka

- Managing Director
- Chartered Accountant
- Associated with the company since 2007
- Over three decades of experience in Finance and Strategy



Mr. B. J. Maheshwari

- Managing Director, Company Secretary cum Chief Compliance Officer
- Associated with the company since 1994
- Over three decades of experience in Legal, Taxation, Secretarial & Administrative matters

Priyanka Morarka
President - Corporate Affairs

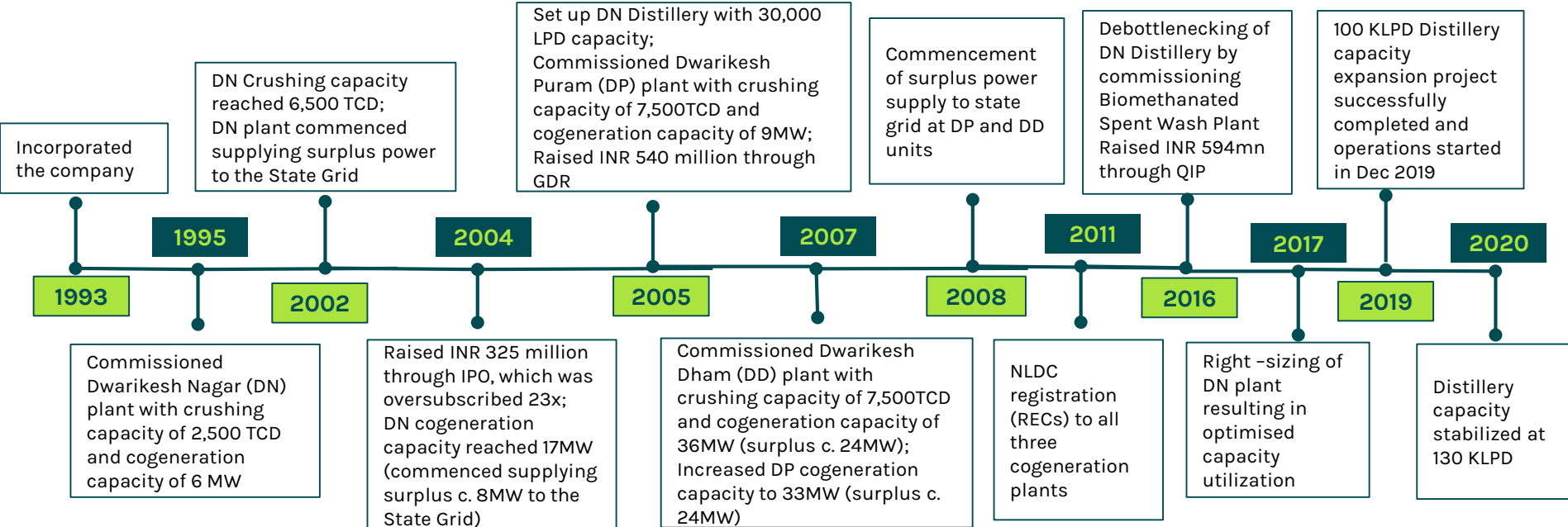
R. K. Gupta
Sr. Executive Vice President - Works

K.P. Singh
Vice President - Works

Salil S. Arya
Vice President & Group Compliance Officer

Sunil Kumar Goel
Chief Financial Officer

Key Milestones



	1995	2002	2004	2005	2007	2019	2020
Sugar (TCD)	2500	6500	6500	14000	21500	21500	21500
Power (MW)	6	6	17	26	86	91	91
Distillery (LPD)	Nil	Nil	Nil	30000	30000	100000	130000

To know more about our story, please watch our documentary at <https://www.youtube.com/watch?v=kCF2PAZHqI>

Business Strategy

We are currently one of the most efficient integrated sugar companies in Uttar Pradesh. We plan to further improve on our performance matrices while continuing with our best practices

- Focus on cost control through plant efficiencies & logistics management

**Cost
Control**

**Cane
Development**

- Continue educating farmers on best farming practices, high yield / sugar content seeds, pesticides etc.
- Making timely payment to farmers to incentivize increase in area under sugarcane

- Reduce leverage through a combination of prudent financial management and prepayment/repayment of debt

Deleveraging

**Operating
Efficiently**

- Through continuous improvements in operating parameters, research and development and continuous farmer engagement

Strong Relationship with Farmers

Cane Development

- Dedicated cane department to supervise cane development and procurement
- 'Kisan Sewa Kendra' for promotion of high yield seed varieties and more efficient pesticides
- Monitoring harvesting program to obtain desired quality and quantity of cane
- Soil testing laboratory to study the most efficient usage of land
- Demonstration plots, in arrangement with farmers having roadside fields, to attract other farmers to adopt the best agricultural practices
- Autumn planting, to compensate for the loss of ratoon, giving higher yield and better recovery
- Fertilizer and other input subsidies to farmers

Increased Farmer Bonding

- Associated with more than 1.40 lakh farmer families
- Purchased sugarcane of INR 12,753.01 million in FY21 from farmers in our reserved area providing impetus to rural economy
- Dedicated web portal for farmers giving them access to their calendar, payment status, survey details and loan position
- Regular farmer interaction through 'Kisan Goshthi' and 'Nukkad Natak'



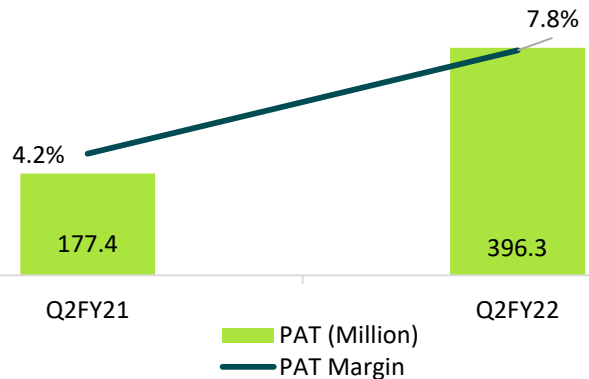
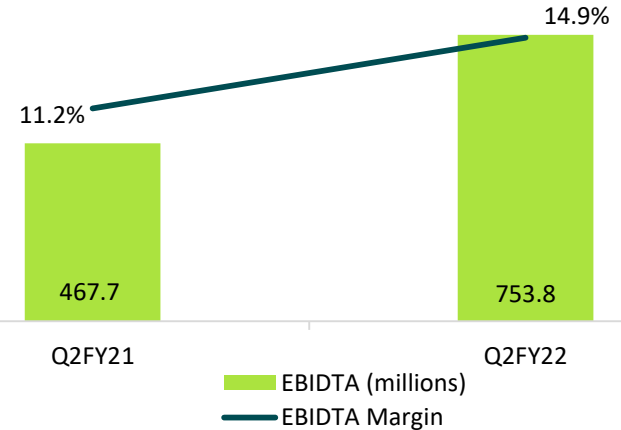
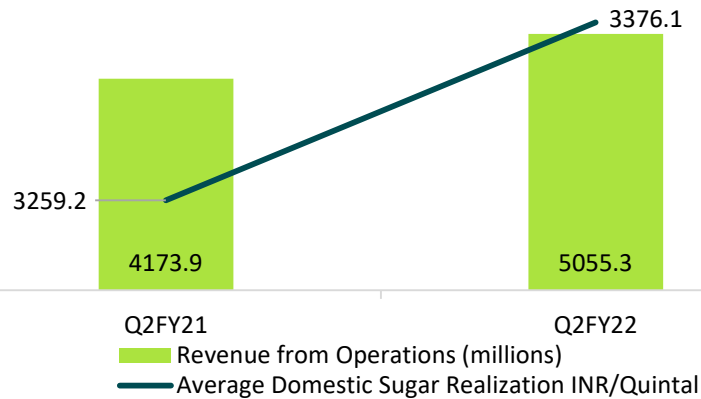
Q2FY22 Financial Performance

Performance Highlights

In INR million	Q2FY22	Q2FY21	H1FY22	H1FY21	FY21
Total Income	5061.7	4186.2	8994.2	8594.4	18459.4
EBIDTA	753.8	467.7	1349.6	974.0	2083.5
PAT	396.3	177.4	667.3	358.3	915.4

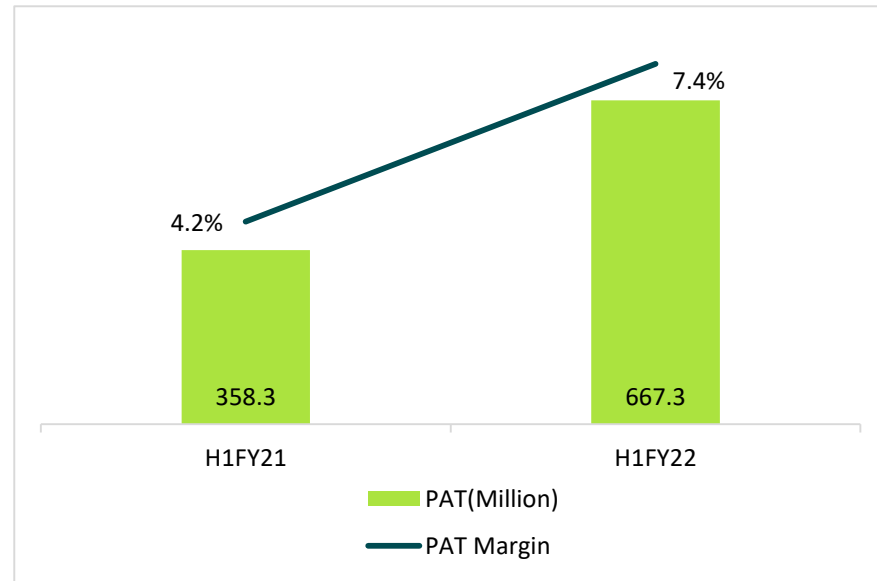
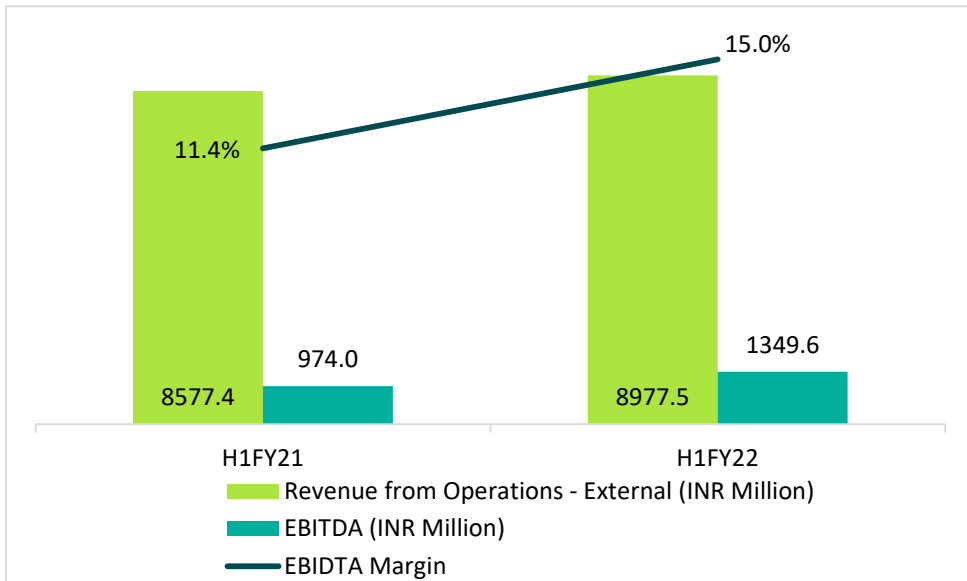
In INR	Q2FY22	Q2FY21	H1FY22	H1FY21	FY21
EPS	2.10	0.94	3.54	1.90	4.86

Quarterly Trends



PAT Margin is PAT / Revenue from operations
EBITDA Margin is EBITDA / Revenue from operations

Half-yearly Performance



PAT Margin is PAT / Revenue from operations
EBITDA Margin is EBITDA / Revenue from operations

Summary Financials

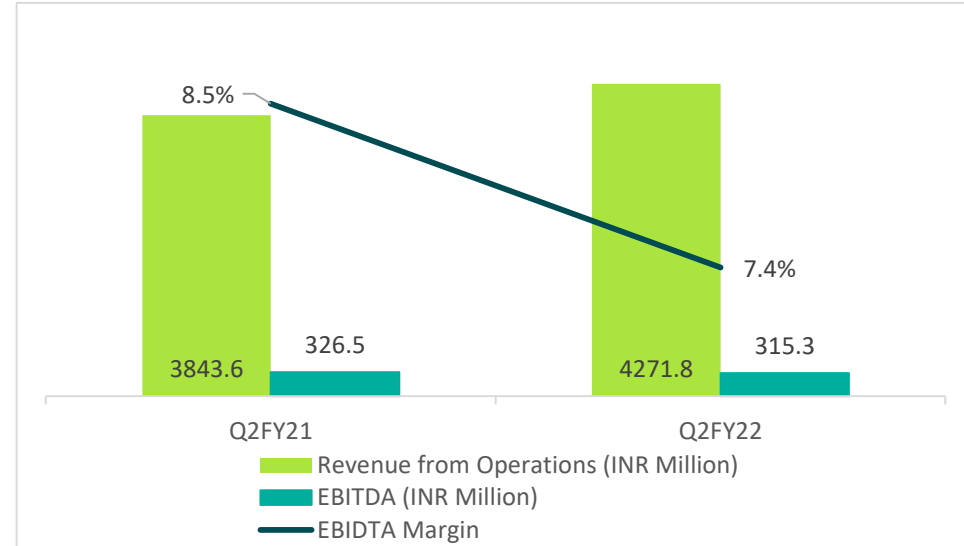
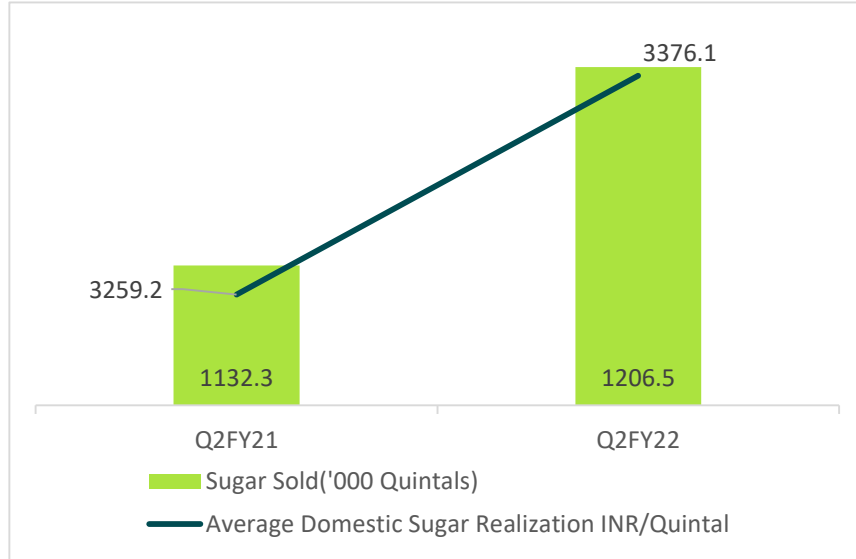
	Q1FY22	Q1FY21	H1FY22	H1FY21	FY 2021
INCOME					
Revenue from operations	5,055.3	4,173.9	8,977.5	8,577.4	18,388.5
Other income	6.4	12.3	16.8	17.0	70.9
Total Revenue	5,061.7	4,186.2	8,994.3	8,594.4	18,459.4
EXPENDITURE					
Cost of material consumed	23.3	16.6	2,636.9	3,243.4	13,666.3
Changes in inventories of finished goods, work in-progress and stock-in-trade	3,715.8	3,231.1	4,049.6	3,460.9	644.4
Employees benefit expense	203.1	178.7	410.3	379.7	927.5
Finance Cost	86.0	128.4	223.1	279.0	476.5
Depreciation and amortization expense	105.9	101.9	208.3	202.5	408.9
Other expense	365.5	292.2	547.8	536.4	1,137.8
Total Expenses	4,499.8	3,948.9	8,076.0	8,101.9	17,261.4
Profit before taxes	561.9	237.3	918.3	492.5	1,198.0
Tax expense	165.6	59.9	251.0	134.2	282.6
Profit for the period	396.3	177.4	667.3	358.3	915.4
Other Comprehensive Income/(loss) net of taxes	-0.8	-1.6	-1.6	34.7	36.6
Total Comprehensive Income	395.5	175.8	665.7	393.0	952.0

Figures in INR million



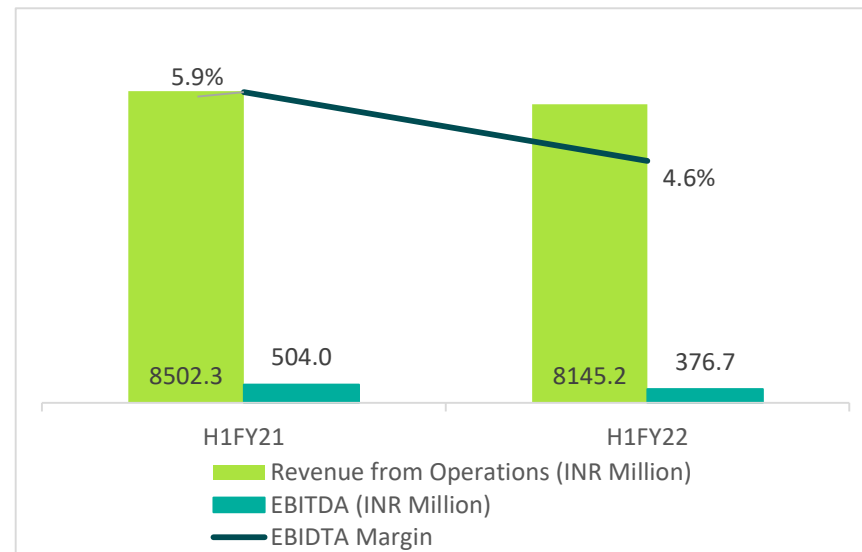
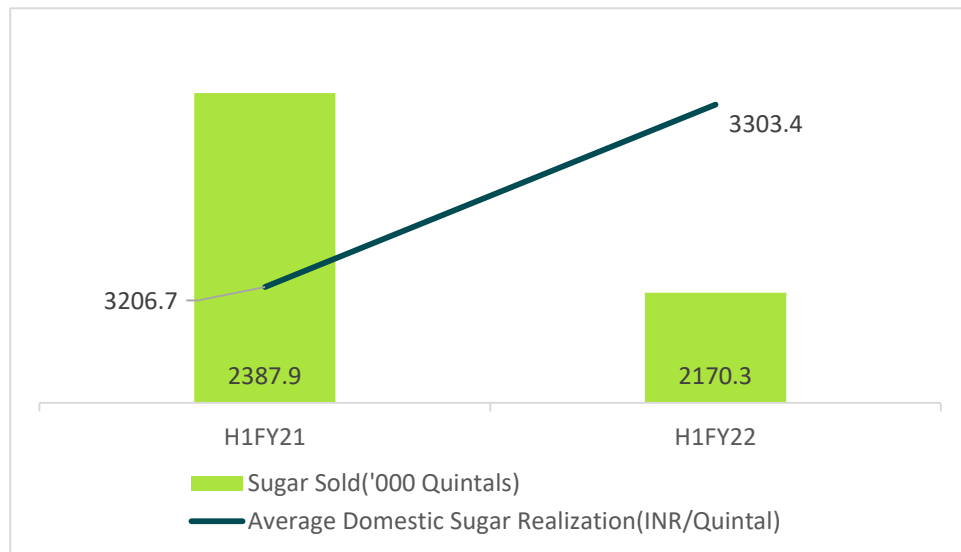
Operational Trends

Sugar - Quarter Performance

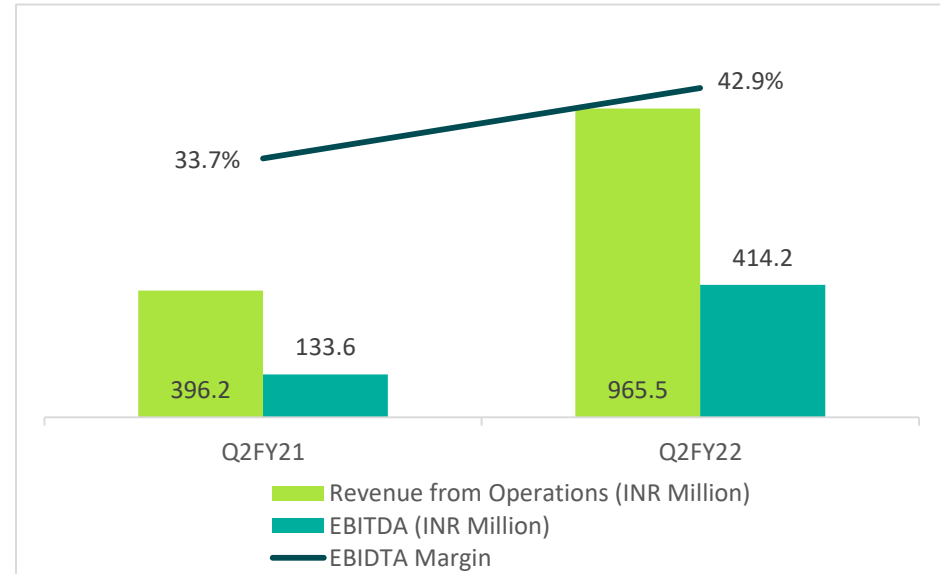
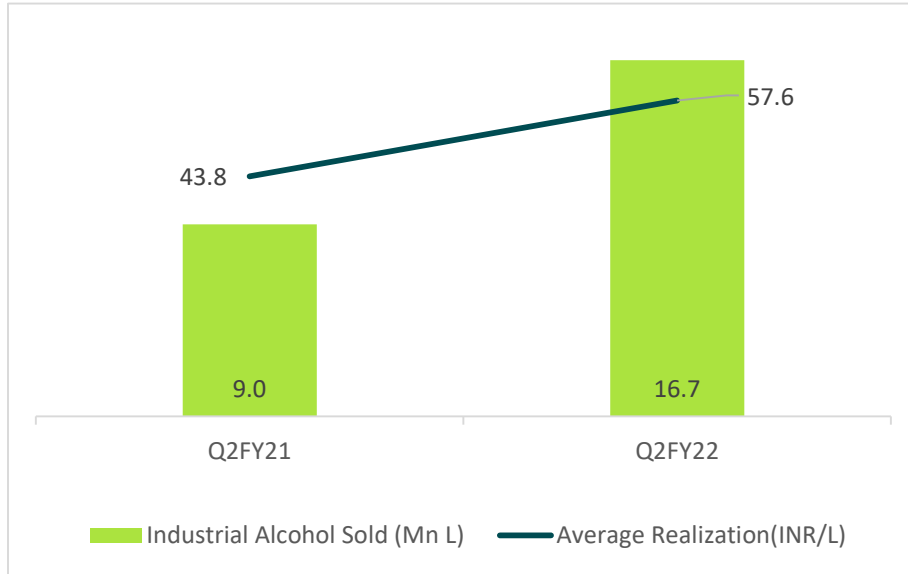


EBITDA Margin is EBITDA / Revenue from operations (including internal revenue)

Sugar - Half-yearly Performance



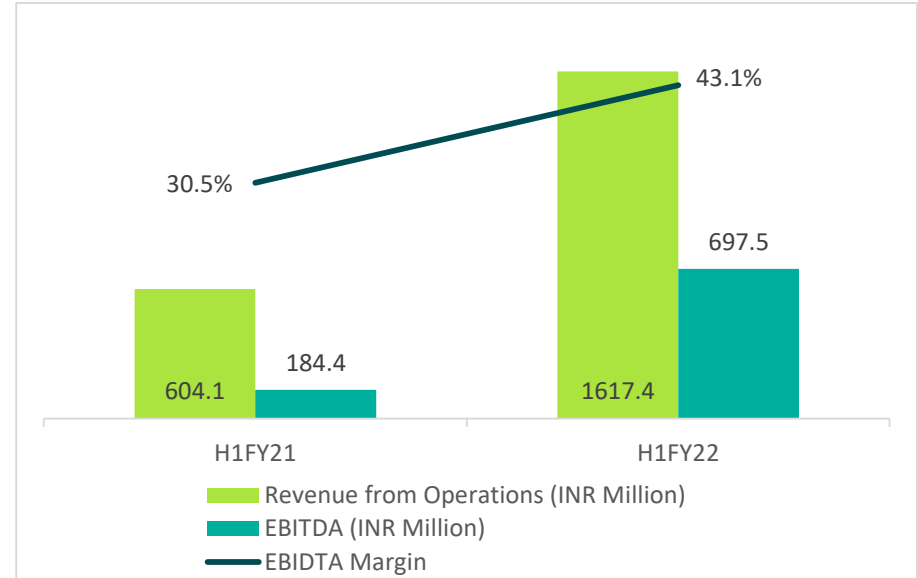
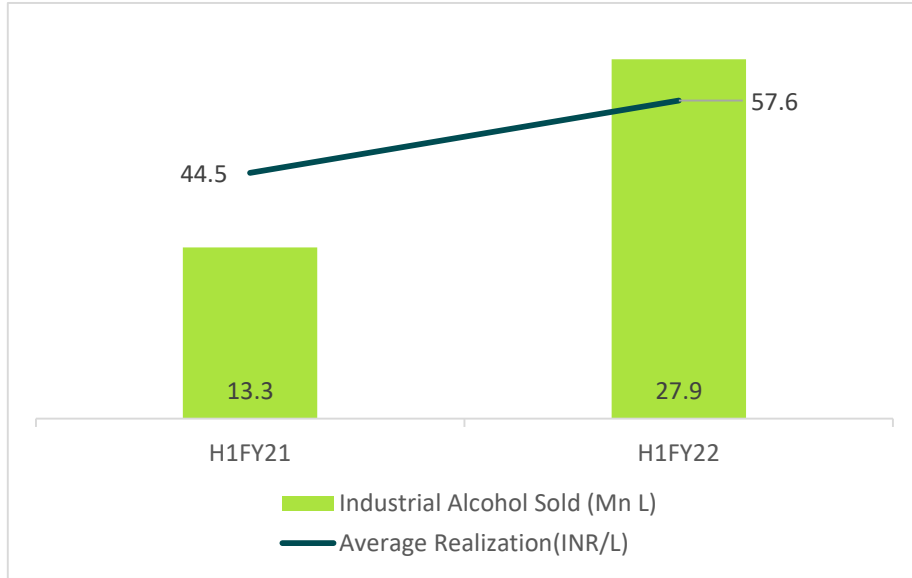
Distillery - Quarter Performance



Salient Features:

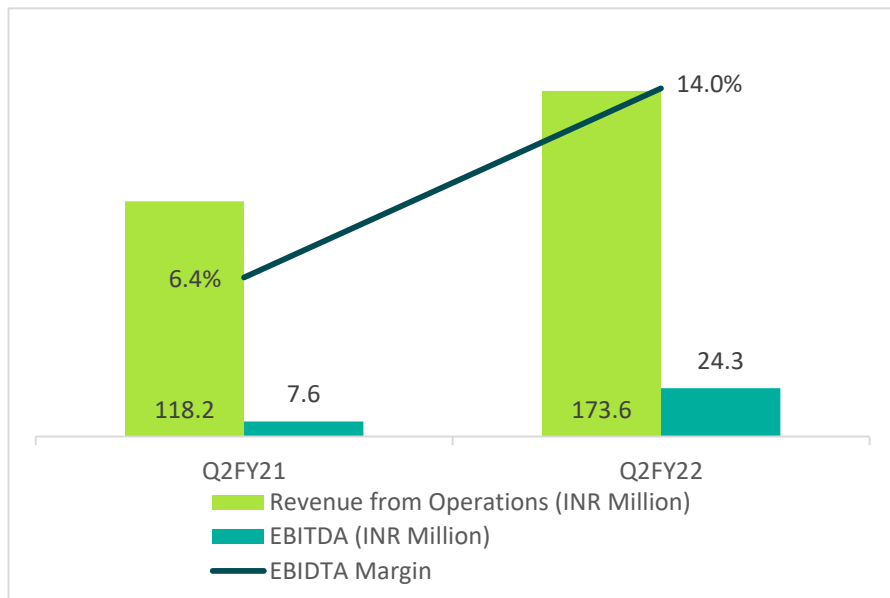
- Products include rectified spirit and ethanol

Distillery - Half-yearly Performance



EBITDA Margin is EBITDA / Revenue from operations (including internal revenue)

Cogeneration – Quarter and Half-Yearly Performance



Salient Features:

- Generation Capacity: 91 MW; Exportable capacity: approx. 56 MW



EBITDA Margin is EBITDA / Revenue from operations (including internal revenue)



Annexure - Facilities

Dwarikesh Nagar Facility (Bijnor District)

Sugar Plant Overview



Bagasse Silos & Feeders of Boiler



Distillation House & Multi-Effect Evaporator



Continuous Pan



Dwarikesh Puram Facility (Bijnor

District)

Juice Evaporator



Centrifugal Station



Cogeneration Control Panel



Switch Yard



Dwarikesh Dham Facility (Bareilly District)

Facility Overview



Pan Station



24 MW TG Set



Clarification Section



Dwarikesh Nagar Facility (Bijnor

District)

162.5 KLPD Distillery



Thank you

Vijay S. Banka

Managing Director
Dwarikesh Sugar Industries Limited

Email: vsbanka@dwarikesh.com

Kailash G. Yevale

Adfactors PR Private Limited
Tel: 022 67574347

Email: kailash.yevale@adfactorspr.com