



Quarterly Report on the Financial Results for the Quarter ended March 31, 2015



Reliance Communications Limited
Registered office: H Block, 1st Floor,
Dhirubhai Ambani Knowledge City, Navi Mumbai – 400710
May 29, 2015





Get free internet with
Reliance *freenet*™ connection

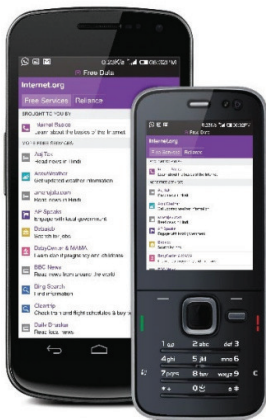
Introducing



internet.org

Visit popular websites for free

Enjoy free access to a world of useful information on internet.org



Social: Free version of Facebook

Search: Bing (Microsoft)

News: Times of India, India Today, NDTV, IBN Live, BBC News, Aaj Tak, Amar Ujala, Daily Bhaskar, Maalai Malar, Maharashtra Times, Jagran, Newshunt, Manorama News

Careers & Jobs: TimesJobs, Babajob

Utility Services: OLX, Astrology, Cleartrip, AccuWeather

Sports & Entertainment: ESPN Cricinfo, Hungama

Education & Knowledge: Wikipedia, wikiHow, Dictionary.com, Translator, Reuters Market Light, Jagran Josh

Health & Social Welfare: Facts for Life (UNICEF), Babycenter & MAMA, Girl Effect (Nike Foundation), iLearn (UN Women), Malaria No More, Socialblood, AP Speaks

Partner Status as on 31st March 2015

Start today! Log on to www.internet.org or call 1800-300-25353 (toll-free)



RELIANCE

Fed up with
poor mobile internet
at home?

Keep your number & connect to

Reliance Wi-Pod™

The indoor internet champ

Up to 14.7Mbps | Connect up to 6 users



Starting ₹ 2899*

simply better.

Choose your indoor internet champ:



Haier M1



Haier E28



ZTE AC3633

Safe Harbour: Some information in this report may contain forward-looking statements. We have based these forward-looking statements on our current beliefs, expectations, and intentions as to facts, actions and events that will or may occur in the future. Such statements generally are identified by forward-looking words such as “believe”, “plan”, “anticipate”, “continue”, “estimate”, “expect”, “may”, “will” or other similar words.

A forward-looking statement may include a statement of the assumptions or bases underlying the forward-looking statement. We have chosen these assumptions or bases in good faith, and we believe that they are reasonable in all material respects. However, we caution you that forward-looking statements and assumed facts or bases almost always vary from actual results, and the differences between the results implied by the forward-looking statements and assumed facts or bases and the actual results could be material depending on the circumstances. You should also keep in mind that any forward-looking statement made by us in this report or elsewhere speaks only of the date on which we made it. New risks and uncertainties come up from time to time, and it is impossible for us to predict these events or how they may affect us. We have no duty to, and do not intend to, update or revise the forward-looking statements in this report after the date hereof. In light of these risks and uncertainties, any forward-looking statement made in this report or elsewhere may or may not occur and has to be read and understood along with this supplemental disclosure.

General Risk: Investments in equity and equity-related securities involve a degree of risk and investors should not invest in the equity shares of the Company unless they can afford to take the risk of losing their investment. For taking an investment decision, investors must rely on their own examination of the Company including the risks involved.

Convenience Translation: All references in this report to “Rs” are to Indian Rupees and all references herein to “US\$” are to United States Dollars.

We publish our financial statements in Indian Rupees, the legal currency of the Republic of India. All amounts translated into United States Dollars in this report are provided solely for the convenience of the reader, and no representation is made that the Indian Rupee or United States Dollar amounts referred to herein could have been or could be converted into United States Dollars or Indian Rupees respectively, as the case may be, at any particular rate, the rates stated in this report, or at all.

Others: In this report, the terms “we”, “us”, “our”, “the Company” or “the Group”, unless otherwise specified or the context otherwise implies, refer to Reliance Communications Limited (“Reliance Communications”) and its affiliates, including, inter alia, FLAG Telecom Group Limited (“FLAG”), Reliance Telecom Limited (“RTL”), Reliance Communications Infrastructure Limited (“RCIL”) and Reliance Infratel Limited (“Reliance Infratel”). Further abbreviations are defined within this report.

Any discrepancies in any table between total and sums of the amounts listed are due to rounding off.

Disclaimer: This communication does not constitute an offer of securities for sale in the United States. Securities may not be sold in the United States absent registration or an exemption from registration under the U.S. Securities Act of 1933, as amended. Any public offering of securities to be made in the United States will be made by means of a prospectus and will contain detailed information about the Company and its management, as well as financial statements.

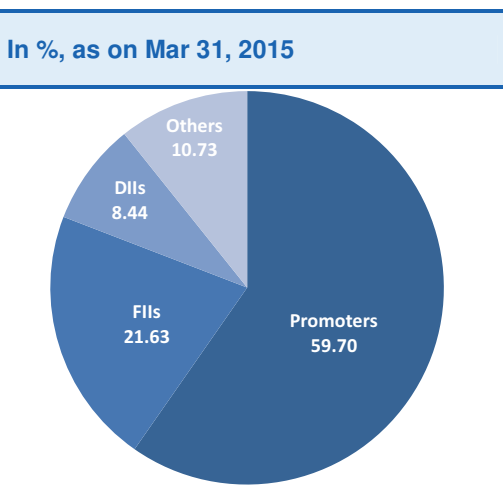
Table of Contents

1. Performance Snapshot & Shareholding Pattern.....	6
2. Overview	7
3. Financial Highlights.....	16
4. Key Performance Indicators.....	21
5. Basis of Presentation of Financial Statements.....	22
6. Financial Statements.....	26
7. Accounting Policies	29
8. Notes to Accounts	33
9. Glossary.....	34

1. Performance Snapshot & Shareholding Pattern

Particulars	Units	12 months period ended					Quarter ended			
		March-2011	March-2012	March-2013	March-2014	March-2015	Jun 30, 2014 (Q1 FY15)	Sep 30, 2014 (Q2 FY15)	Dec 31, 2014 (Q3 FY15)	Mar 31, 2015 (Q4 FY15)
Consolidated financials										
Revenue	Rs. mn	231,076	203,823	217,780	223,213	220,980	55,230	54,026	54,690	57,034
EBITDA	Rs. mn	90,816	64,899	71,591	77,258	75,181	18,629	18,272	18,505	19,764
Cash profit from operations	Rs. mn	79,976	49,665	45,896	57,275	44,369	10,945	11,544	11,817	10,043
Profit before income taxes	Rs. mn	15,176	8,821	8,148	1,167	9,456	1,645	2,141	2,506	3,148
Net Profit	Rs. mn	13,457	9,285	6,716	10,477	7,135	1,316	1,530	2,011	2,275
Total Fixed Assets	Rs. mn	729,408	714,778	692,520	664,429	623,020	654,639	649,427	644,823	623,020
Shareholders' Equity	Rs. mn	357,518	317,123	287,247	271,087	325,128	268,526	319,755	318,512	325,128
Net Debt	Rs. mn	320,485	358,393	388,644	401,776	367,257	402,226	363,343	367,668	367,257
Key Ratios										
EBITDA Margin	%	39.3%	31.8%	32.9%	34.6%	34.0%	33.7%	33.8%	33.8%	34.7%
Net Profit Margin	%	5.8%	4.6%	3.1%	4.7%	3.2%	2.4%	2.8%	3.7%	4.0%
Net Debt to funded equity ratio	Times	0.90	1.13	1.35	1.48	1.13	1.50	1.14	1.15	1.13

Shareholding Pattern:



Top Public Shareholders as on Mar 31, 2015	
Shareholder name	Holding (%)
Life Insurance Corporation of India	6.62
EuroPacific Growth Fund	3.68
New World Fund Inc	2.59
CLSA (Mauritius) Ltd	1.70
Vanguard Funds	1.15
Smallcap World Fund INC	1.13
Ontario Teachers' Pension Plan Board	1.00

2. Overview

2.1. Introduction

Reliance Communications Limited (“Reliance Communications” or “the Company”) is India’s foremost integrated communications service provider in the private sector with over 118 million individual, enterprise, and carrier customers.

We operate pan-India across the full spectrum of wireless, wireline, and long distance, voice, data, video and internet communication services. We also have an extensive international presence through the provision of long distance voice, data and internet services and submarine cable network infrastructure globally.

2.2. Strategic Business Units

From the second quarter of FY14 (2QFY14), the functions of business operations of Reliance Communications have been re-organized into two strategic customer-facing geographical business units, India Operations and Global Operations, with intent to provide financial reporting system for better performance evaluation and decision making. This does not change the consolidated financial of the Company including consolidated revenue and EBITDA. Only the segmental reporting has been re-stated.

These changes are in light of the implementation of Unified License Regime by the regulatory authorities, under which the entire revenue is Telecom Revenue and therefore, functional and/ or business segments would not be relevant.

This change in segment reporting will improve visibility and disclosures of the financial performance of business operations. This will assist in better understanding of the performance of the telecom operations of the Company in the domestic i.e. Indian telecom market and the global business operations ranging from carrier business to voice calling cards in the international markets. Risks and returns of the enterprise are also affected predominately by the fact that it operates in respective geographic locations.

With the change in segment reporting and consequent basis of segment allocation, Inter Segment revenue under the old segments become Intra Segment and hence, does not form part of Gross Revenue which results in significant reduction in eliminations.

2.2.1. India Operations

In India, RCom mainly provides wireless telecom services to the consumer segment. It also provides voice, long distance services and broadband access to enterprise customers. In addition, it includes managed internet data centres and direct to home business as well.

Indian operations has been further categorised into Voice, Non-voice and Others segments. Voice segment constitutes business generated mainly from the wireless customers and 1.2 mn wireline customers (~1% of total customers).

The ‘Others’ segment comprises operations other than Telecom Operations. This includes income from Direct-to-Home TV business, investments, interest, etc.

RCom provides gamut of services in mobile and fixed wireless voice, data, and value added services for individual consumers and enterprises.

Mobility/Wireless services:

The voice and non-voice business is driven by CDMA and GSM based wireless services to consumers on a nationwide basis. Following the roll-out of our GSM network, we are now the only player in the country offering both GSM and CDMA services on a nationwide basis. In the recently concluded spectrum auction in March 2015, RCom further strengthened its spectrum portfolio by acquiring spectrum in the 800/850 MHz band increasing its holding to 5MHz or more, from 12 circles earlier to 21 circles. This places RCom in an unparalleled position in the Indian telecommunication space, as this band is recognized as one of the most powerful spectrum bands in the sub-1 GHz spectrum category. Globally most of the operators have launched LTE services on this band. We believe this gives us the unique capability to launch LTE services in an efficient manner. In the immediate term, we intend to utilise this spectrum capability to broaden our RevB offerings. RevB offering provides a better indoor experience to consumers due to better in-wall propagation qualities. We clearly see future of business, from a long term perspective, not in 2G, or 3G but in 4G LTE.

As on date, we have rolled-out 3G services in all the 13 circles where we own 3G spectrum, covering 334 cities. We have also launched 3G services in five circles, Andhra Pradesh, Karnataka, Kerala, Tamil Nadu and Uttar Pradesh (East), through ICR arrangements, thus increasing our 3G coverage to 18 circles. On our CDMA technology we have upgraded many RevA networks to RevB networks in Metros and many cities in category 'A' circles. Rev B provides speeds of 14.7 Mbps on the 800MHz band which provides better in-house propagation than 3G on 2100MHz. Including on CDMA platform, we provide wireless broadband services on our own network in 1,624 cities and towns and offer internet connectivity in over 19,000 towns across India.

We not only provide telecom connectivity to the mass market consumer segment but also, as an Integrated Telecom Service Provider, we offer total telecom solutions to our Corporate, SME & SoHo customers. Our portfolio of products includes mobile handsets, fixed wireless phones/terminals, tablets, high-speed internet data cards and Blackberry services. Our primary brands are Reliance Mobile for the mobile portfolio of services, Reliance Hello for the fixed wireless portfolio of services, Reliance Pro and Reliance Pro3 for CDMA wireless data services and Reliance 3G for 3G Services. We offer a unique wireless multimedia experience under the brand Reliance Mobile World.

We also offer public calling office ("PCO") services over our wireless network through independent retail operators of such facilities. Additionally, we provide connectivity for devices such as point of sale terminals, lottery terminals, and ATM terminals.

We are among the top providers of wireless communication services in the country, with a wireless subscriber base of 109.5 million as of March 31, 2015.

Enterprise services:

The Company—through the 'collaborative innovation' route—partners with leading global technology providers to continually expand its diverse service portfolio for the Enterprise and SME segments. Broadly, this portfolio consists of national & international private leased

circuits, network connectivity, managed network services, comprehensive voice solutions, Enterprise mobility solutions, collaboration solutions, data center colocation, managed services and cloud offerings. The accent is on integrated, end-to-end solutions that help strengthen RCom's role as an 'ICT Partner of Choice' for the Large Enterprise segment. The Company has a long-standing experience of serving SMEs and combines innovation, deep knowledge of this segment with Reliance's countrywide network infrastructure to continually expand its solution portfolio for SMEs that address their ICT needs in a cost-efficient manner, largely through a pay-per-use model. Our enterprise clientele includes over 39,000 Indian and multinational corporations including SMEs and over 900 prominent enterprises in India.

Our National Long Distance business offer's NLD carriage and termination on an inter segment basis, to other business units of Reliance Communications. We also offer bandwidth and infrastructure services to other operators. We are leveraging our existing metro fibre optic networks to establish direct building connectivity on-net. Currently we are operating in 44 cities in India with more than one million buildings connected directly to our network, serviced by about 1.2 million access lines.

Internet Data Center:

We are one of the leading IDC service providers in India with ten data centres in Navi Mumbai, Bengaluru, Chennai and Hyderabad. Our IDCs have a total capacity of 1.1 million square feet (including IDC V, a new data centre in Navi Mumbai which is currently under construction). We offer a wide range of services through our data centres including co-location, managed hosting, IT infrastructure, managed security, system integration, storage and back-up solutions. We have introduced a pay-per-use model for co-location services. We also offer cloud-based services such as storage for archival purposes and data protection and business application services such as CRM, ERP and HRMS to customers on a pay-per-use model.

The 'Others' segment comprises operations other than Telecom Operations. This includes Direct to Home TV business, investments, interest, etc.

Reliance Big TV (Direct-To-Home business):

Our Direct-To-Home (DTH) digital TV Business, branded as Reliance Big TV, offers a full combo of Standard Definition, High Definition & High Definition-DVR STBs, along with largest channel bouquet. We also introduced a new technology advancement which made us the 1st operator to offer all 259 channels in HD like quality. Reliance offers nationwide Direct-To-Home satellite TV services, employing state-of-the-art MPEG4 technology.

Reliance Digital TV is available at more than 35,850 outlets across 8,366 cities in the country. The retail and distribution reach, as well as other elements of infrastructure established for our wireless network, have been leveraged to expand our DTH presence. Reliance Digital TV currently has 4.87 million subscribers, with 7% share of the DTH market in India. We launched India's first High definition cum Advanced Digital Video recorder (HD DVR), offering 200 hrs of recording, trick play functions & universal remote for operating three devices.

We are also India's first DTH Player to offer 'Consumer Loyalty Program'. This is the first time in Indian DTH industry's history that the consumer gets rewarded for long term association. For every rupee spent on Reliance Digital TV subscription, the consumer earns reward points which can be redeemed against various Reliance Digital TV services. During the past 12

months, there has been a significant enhancement in the, already stable product quality. Our Set Top Box (STB) Failure Rate is 0.8%, which is amongst the best internationally & by far the best in India.

Key Developments

A. We partnered with Twitter for the best cricketing action during Cricket World Cup:



RCom partnered with Twitter to provide its customers with the most comprehensive platform to follow the excitement and global commentary as the world's best 14 cricketing nations competed for the tag of the champion team. By allowing its users new ways to connect and engage on Twitter and follow the six-week tournament, RCom took to drive Internet adoption and usage during this iconic event, and help drive greater recharges and create stickiness around data usage.

One unique aspect of the service was that customers who did not have a Twitter account could also access cricket-related Tweets by logging on to www.rcom.co.in/cricket on their mobile phones throughout the duration of this global event. Twitter access was free for RCom customers during World Cup.

B. Launch of World Cup Cricket Portal to drive Data Usage

Reliance customers caught all the action of the World Cup 2015 with exclusive access to a World Cup Cricket Portal. Customers could watch the matches live, download videos & wallpapers, and do much more.

C. World Cup Data Recharge Promotion to drive Data Usage


RCom customers recharging on specific data packs got 2MB extra for every run scored by the Indian team on the day of India match, accelerating recharges on specific high ARPU packs.

D. Exclusive partnership with DataWind to drive 3G smartphone penetration among the masses

In an effort to address every segment of the market, RCom partnered with DataWind, makers of Akash tablets, to launch a range of Smartphones with 12 months of Unlimited Free Internet browsing on Reliance GSM network. These Smartphones come with a pre-burnt proprietary browser which compresses and accelerates the delivery of web content by factors of 10x to 30x to render a fast and rich desktop-like web experience even on traditional GPRS / EDGE 2.5G mobile networks. The offerings include; 2G Smartphone: 3.5 inch screen, Android Kit-Kat, priced at Rs.1999 + Unlimited Free Internet browsing for 12 months, and 3G Smartphone: 4 inch screen, Android Kit-Kat, priced at very attractive Rs.2999 + Unlimited Free Internet browsing for 12 months.



E. Launch partnership with Samsung Galaxy J1, to drive 3G Smartphone penetration



RCom partnered with Samsung for launch of Galaxy J1 with the objective to acquire more data customers who are looking to upgrade into entry Smartphones. Galaxy J1 is an affordable mass-market Android Smartphone from Samsung. Reliance customers purchasing Samsung Galaxy J1 Smartphones, gets 500 MB / month.

F. Launch of 3G data bundling offer with 21.6 Mbps 3G Wi-Fi Dongle from ZTE



We launched a 3G data bundling offer with 21.6 Mbps Wi-Fi Dongle (MF 70) from ZTE. Its features include 21.6 Mbps Wi-Fi Dongle, supports 10 devices and connects in 15 Sec, 32GB external SD card support and plug-in to any USB power source.

G. Launch of Smart Fixed Wireless Phone



Smart FWP is a Fixed Wireless Phone which can provide high data speed of 3.1Mbps, it can provide high quality voice service and SMS service, and also can be used as a modem when it connects to PC or other device by USB cable, it also can provide Wi-Fi connection & connect upto 8 Wi-Fi enabled devices.

H. Launch of Cloud Video Surveillance solutions in association with Panasonic

RCom launched an integrated Cloud based Surveillance offering (Cloud Video-Intelli Surveillance)—the first of its kind in India--in association with Panasonic. This is an end-to-end video surveillance solutions with advanced analytics for the Enterprise segment. Combining Panasonic's global domain expertise in surveillance cameras and video analytics with Reliance's countrywide network and data center infrastructure, Cloud Video Intelli-Surveillance is designed as an integrated solution to bring advanced surveillance within easy reach of Enterprises across the country.

I. Partnership for enhancing Cloud portfolio

In continuation of the RCom's efforts to enhance its Cloud services portfolio, the company, through its subsidiary Reliance IDC Ltd., entered into an agreement with HITACHI for Data Storage and associated services.

2.2.2. Global Operations

The Global Business Unit offers the most comprehensive portfolio of Enterprise, IT infrastructure and International long distance voice, video and data network services on an integrated and highly scalable platform across the globe. Our business segments comprise Carrier, Enterprise and Consumer business units. We provide carrier's carrier voice, carrier's carrier bandwidth, enterprise data and consumer voice services.

In our Carrier Voice, we offer ILD carriage and termination, on an inter-segment basis, to our other business units and other operators. We entered the long distance market in India in mid-2003 and are one of the largest carriers of international voice minutes.

As part of our Consumer voice offering we offer virtual international calling services to retail customers for calls to 230 international destinations including India under the brand Reliance Global Call. Our retail services are available to customers in 14 countries in Australia, Austria, Belgium, Canada, France, Hong Kong, India, Ireland, Netherlands, New Zealand, Singapore, Spain, United Kingdom and United States. We have over 2.6 million customers for our Reliance Global Call service. We have more than 550 enterprise customers of Reliance Global Call across 11 countries including the United States, United Kingdom, Canada, Australia, New Zealand, Singapore, Spain, Belgium, France, the Netherlands and India. We also offer SIP Trunk calling along with Blackberry and Windows App.

Our International Data business is underpinned by our ownership of one of the largest private submarine cable system in the world, spanning 68,698 route Kilometres and connecting North America, Europe, the Middle East and Asia through 46 landing points in 27 countries. The network seamlessly interconnects with our 190,000 route kilometres fibre optic cables within India. We have 650 enterprise customers spread over developed markets such as the United States, the United Kingdom, the Netherlands and Singapore.

As part of wholesale offering, we offer international (submarine cable) network infrastructure on both an Indefeasible Right of Use ("IRU") and leased circuit basis, internet bandwidth, IPLC to carriers, ISPs, content providers and enterprises globally.

We have a very strong and rapidly growing enterprise business segment outside India. We are one of the leading Managed Ethernet services providers in the U.S. and have an established position in the global enterprise data market.

2.3. Network and Operating Facilities

We have India's widest network coverage covering over 21,000 cities and towns and over 400,000 villages.

With 190,000 route kilometres of fibre optic cable in India, our national inter-city long distance network is one of the largest next generation network in India. Our network is designed and deployed for maximum reliability in ring and mesh architecture.

Our network operating centre in Navi Mumbai, India is one of the most advanced in the world. It has been designed and built to provide converged services, which is going to be the key

differentiator going forward. The entire range of our products and services is enabled by streamlined, fully integrated, flow through operating and business support systems. These facilities provide us with by far the most superior platform in India for offering bandwidth intensive, feature rich, converged services and solutions for consumers, enterprises, and carrier customers with virtually limitless scalability. Our national networks are integrated with our international networks.

Our corporate clientele includes over 39,000 Indian and multinational corporations including small and medium enterprises and over 290 global, regional and domestic carriers. Our virtual network currently extends to over 27,000 sites across 153 countries.

Our consumer and SME offerings are supported by one of the most extensive and powerful distribution networks in India. The backbone of our retail presence is combination of exclusively franchised Reliance Mobile Store along with strong independent 3rd party retailer network. We have recently adopted an initiative to launch full-serviced franchise owned and operated retail outlets offering a full suite of services, including innovative self-care options, to our customers. We have 956 franchised Reliance Mobile exclusive stores spread across 152 cities and towns, offering customer activation and after-sales services. We also intend to increase these retail outlets to other cities. Our third-party retailer presence includes more than 680,000 outlets.

2.4. Major Rewards & Recognition during the quarter

- **AC Nielsen's Corporate Image Monitor (CIM) – RCom in Top 10:** Reliance Communications was among the top 10 most reputed companies in India according to the Nielsen CIM 2014-15 survey. Some of the parameters for the study included transparency, trust, demonstration of vision and leadership, perceptions of company product and services, financial performance, workplace environment.
- **Economic Times India's Most Exciting Brands – Reliance in Top 14:** Reliance ranked 14th among the top 20 most exciting brands 2015 according to Nielsen's survey exclusively for Brand Equity shows. The survey provides a great insight into the brands and categories that teens and twenty something find exciting.
- **Telecom Leadership Award 2015:** RCom was awarded Telecom Leadership Award 2015 - CIO of the Year award from CyberMedia (Voice&Data) Group. The award was given in acknowledgement for being a Catalyst of Change, Out-of-box Solutions, contribution in International Telco landscape and Innovative Strategies in managing Premier Telco's IT with agility.

2.5. Key Developments

- **RCom gets rated by two renowned global credit rating agencies:** During the quarter RCom got itself rated from two renowned global credit rating agencies, Moody's and Fitch Ratings. The Company was rated Ba3 (Stable Outlook) by Moody's and BB- (Stable Outlook) by Fitch Ratings. A stable outlook signifies that the company is in a better position to manage its balance sheet and sustain as a long-term player in the telecommunications industry.
- **RCom raised USD300 million through offshore bond offering:** RCom raised USD300 million by issuing offshore bonds at 6.5% pa with a maturity of five-and-a-half years. The bonds were rated at the same level as Issuer ratings given by Moody's and Fitch.

2.6. Principal Operating Companies

Reliance Communications Limited is the Flagship Company and is also the holding company for the other major operating companies in the Group. Reliance Communications provides wireless, wireline, broadband, multimedia and Internet access services and long distance services in India and overseas. Its major assets are the wireless network, transmission networks used in its business, and the contact centres. Following the roll-out of our GSM network, we now provide CDMA based wireless services in 20 Circles and GSM based wireless services in 14 Circles.

Reliance Telecom Limited (“RTL”) is a wholly owned subsidiary of Reliance Communications. RTL provides GSM-based wireless services in the remaining 8 service areas, and owns the GSM wireless networks in its service areas. We have received requisite Government approvals and spectrum to roll-out CDMA services in additional 2 Circles.

Reliance Infratel Limited owns, operates, and develops telecom infrastructure, primarily consisting of wireless communication sites and towers. It currently owns all of the towers used by Reliance Communications’ CDMA and GSM wireless networks and is developing additional towers to meet the needs of Reliance Communications and other customers. Reliance Infratel is currently a subsidiary of Reliance Communications through RCIL.

Reliance Communications Infrastructure Limited (“RCIL”) is a wholly owned subsidiary of Reliance Communications and provides marketing and collection services.

Reliance Globalcom B.V. is a wholly owned subsidiary of Reliance Communications. Reliance Globalcom encompasses Enterprise Services, Capacity Sales, Managed Services and a highly successful bouquet of Retail products & services comprising of Global Voice, Internet Solutions and Value Added Services. Its major assets are the FLAG Atlantic, FLAG North Asia Loop, FLAG Europe Asia, FALCON and Hawk submarine cable systems.

Reliance Big TV Limited (RBTV) is a wholly owned subsidiary of Reliance Communications. RBTV is offering fully Digital Home Entertainment Service on the world's most advanced MPEG4 Direct-To-Home (DTH) Platform to deliver over 259 channels in High Definition (HD) like quality, including 4 exclusive movie channels & 4 Interactive services, to its subscribers.

3. Financial Highlight

Financial results for the quarter ended March 31, 2015 as per Indian GAAP. In the tables below, “Qtr ended 31/12/14” refers to the three month period ended December 31, 2014 and “Qtr ended 31/03/15” refers to the three month period ended March 31, 2015. Exchange rate for conversion of Indian Rupees to United States Dollars is Rs 63.04 = US\$ 1.00 for the quarter ended December 31, 2014, and Rs 62.5 = US\$ 1.00 for the quarter ended March 31, 2015, being the revaluation rate as announced by FEDAI.

3.1. Summarized Consolidated Statement of Operations

(Rs Million, except ratios)

Particulars	Qtr ended	Qtr ended	Q-on-Q Growth (%)
	31-12-14	31-03-15	
Total revenue	54,690	57,034	4.3%
Net revenue	45,228	47,443	4.9%
EBITDA	18,505	19,764	6.8%
Cash profit from operations	11,817	10,043	-15.0%
Profit before tax	2,506	3,148	25.6%
Net profit	2,011	2,275	13.1%
<i>EBITDA margin (%)</i>	33.8%	34.7%	

(US\$ Million)

Particulars	Qtr ended	Qtr ended	Q-on-Q Growth (%)
	31-12-14	31-03-15	
Total revenue	868	913	5.2%
Net revenue	718	759	5.8%
EBITDA	294	316	7.7%
Cash profit from operations	187	161	-14.3%
Profit before tax	40	50	26.7%
Net profit	32	36	14.1%
<i>EBITDA margin (%)</i>	33.8%	34.7%	

Exchange rate for conversion: Rs 63.04 = US\$ 1.00 for the quarter ended December 31, 2014, and Rs 62.5 = US\$ 1.00 for the quarter ended March 31, 2015

Due to this difference the percentage change in US\$ will not be comparable with the percentage change in rupee table above.

3.2. Summarized Consolidated Balance Sheet

(Rs Million, except ratios)

Particulars	As at	As at
	31-12-14	31-03-15
Assets		
Net fixed assets, including capital work-in-progress	644,823	623,020
Investments	883	864
Total current assets (excluding cash & cash equivalents)	205,519	207,563
Total assets	851,225	831,447
Liabilities and stockholders equity		
Total current liabilities and provisions	156,306	133,938
Net debt	367,668	367,257
Total liabilities	523,974	501,195
Stockholders equity (Net of Goodwill)	318,512	325,128
Minority interest	8,739	5,124
Total liabilities and stockholders equity	851,225	831,447
<i>Net debt to stockholders equity (x)</i>	<i>1.15</i>	<i>1.13</i>
<i>Book value per equity share (Rs)</i>	<i>136</i>	<i>137</i>

(US\$ Million)

Particulars	As at	As at
	31-12-14	31-03-15
Assets		
Net fixed assets, including capital work-in-progress	10,230	9,968
Investments	14	14
Total current assets (excluding cash & cash equivalents)	3,260	3,321
Total assets	13,504	13,303
Liabilities and stockholders equity		
Total current liabilities and provisions	2,480	2,143
Net debt	5,832	5,876
Total liabilities	8,312	8,019
Stockholders equity (Net of Goodwill)	5,053	5,202
Minority interest	139	82
Total liabilities and stockholders equity	13,504	13,303

Exchange rate for conversion: Rs 63.04 = US\$ 1.00 for the quarter ended December 31, 2014, and Rs 62.5 = US\$ 1.00 for the quarter ended March 31, 2015

Due to this difference the percentage change in US\$ will not be comparable with the percentage change in rupee table above.

3.3. Summarized Statement of Operations by Segment

3.3.1. India Operations

(Rs Million, except ratios)

Particulars	Qtr ended	Qtr ended	Q-on-Q Growth (%)
	31-12-14	31-03-15	
Gross Revenue	47,987	49,065	2.2%
Net Revenue	38,526	39,478	2.5%
EBITDA	17,050	17,132	0.5%
EBIT	8,723	7,156	-18.0%
EBITDA margin %	35.5%	34.9%	
EBIT margin %	18.2%	14.6%	

3.3.2. Global Operations

(Rs Million, except ratios)

Particulars	Qtr ended	Qtr ended	Q-on-Q Growth (%)
	31-12-14	31-03-15	
Gross Revenue	12,361	12,944	4.7%
EBITDA	1,456	2,632	80.8%
EBIT	316	2,659	741.5%
EBITDA margin %	11.8%	20.3%	
EBIT margin %	2.6%	20.5%	

Note: "Net revenue" in 3.3.1 and 3.3.2 above represents gross segment revenue less license fees and access charges.

3.4 Additional Information

3.4.1. India Operations

(Rs Million, except ratios)

Particulars	Qtr ended	Qtr ended	Q-on-Q Growth (%)
	31-12-14	31-03-15	
Telecom Revenue			
- Voice	35,158	35,920	2.2%
- Non Voice	11,594	12,110	4.5%
Others	1,235	1,035	-16.2%
Total	47,987	49,065	2.2%

3.4.2. Global Operations

(Rs Million, except ratios)

Particulars	Qtr ended	Qtr ended	Q-on-Q Growth (%)
	31-12-14	31-03-15	
Data	6,977	7,771	11.4%
Voice	5,384	5,173	-3.9%
Total	12,361	12,944	4.7%

3.5. Contribution to Revenue by Segment

(Rs Million, except ratios)

Segment	Qtr ended 31-12-14		Qtr ended 31-03-15	
	Revenue	% of total	Revenue	% of total
India Operations	47,987	80%	49,065	79%
Global Operations	12,361	20%	12,944	21%
Sub Total	60,348	100%	62,009	100%
Less: Eliminations	(5,658)		(4,975)	
Total	54,690		57,034	

3.6. Contribution to EBITDA by Segment

(Rs Million, except ratios)

Segment	Qtr ended 31-12-14		Qtr ended 31-03-15	
	Revenue	% of total	Revenue	% of total
India Operations	17,050	92%	17,132	87%
Global Operations	1,456	8%	2,632	13%
Sub Total	18,506	100%	19,764	100%
Less: Eliminations	(1)		-	
Total	18,505		19,764	

3.7. Investment in Projects by Segment

(Rs Million, except ratios)

Segment	Cumulative to 31-03-15		Qtr ended 31-03-15	
	Amount	% of total	Amount	% of total
India Operations	828,627	86%	4,199	83%
Global Operations	138,180	14%	850	17%
Total	966,807	100%	5,049	100%

4. Key Performance Indicators

The financial figures used for computing ARPU and RPM are based on Indian GAAP. Definitions of terms are set out in Section 9. “Qtr ended 31/12/14” refers to the three month period ended December 31, 2014; “Qtr ended 31/03/15” refers to the three month period ended March 31, 2015.

Metric	Unit	Qtr ended 31-12-14	Qtr ended 31-03-15
Voice			
Total customer base	Mn	107.5	110.7
Net adds	Mn	(3.8)	3.2
VLR	%	97.6	97.6
Pre-paid % of customer base	%	96.3	96.4
Churn	%	4.9	2.8
Total Minutes of Usage	Bn mins	103.4	108.1
ARPU	Rs/Sub	142	147
Revenue per minute	Rs/Sub	0.452	0.444
Voice ARPU	Rs/Sub	107	110
Voice Usage per customer/ month	Min/Sub	315	330
Voice revenue per minute	Rs/min	0.340	0.332
Network Statistics			
Total NLD minutes	Mn Mins	14,685	15,328
Total ILD minutes	Mn Mins	5,079	5,062
Data			
Total data customers *	Mn	31.4	33.7
3G customers #	Mn	16.7	17.4
Total data traffic	Mn MBs	76,434	87,211
Data usage per customer	MBs	834	893
Non-Voice as % of Telecom revenue	%	24.8	25.2
Network Statistics			
Service areas operational \$	Nos	22	22
3G towns coverage	Nos	334	334
Total sites on network	Nos	86,792	86,792
Total 3G sites	Nos	11,659	11,659

* Total data subscribers: Any subscriber with data usage of more than one Mb in one month

3G customers: Any subscriber having made atleast one revenue generating call or data usage of more than one Mb in one month

\$ Considering Tamil Nadu and Chennai as one combined circle

5. Basis of Presentation of Financial Statements

5.1. Reporting Periods

The financial year end of Reliance Communications Limited is March 31. Each financial year ("FY") is referred to by the calendar year in which the particular financial year end occurs. The current financial year will be for a period of 12 months, commenced on April 1, 2014 and ending on March 31, 2015.

5.2. Consolidated and Segment Financial Results

5.2.1. Revenues

Revenues of the Company have been reported in the following manner:

- Consolidated Revenues and Segment Gross Revenues

Consolidated revenues of the Company have been classified as "Services and Sales" revenue. This represents revenues earned from the provision of services and from the sale of network infrastructure on an IRU basis.

For the purposes of segment reporting, revenues have been classified under two geographic segments namely "India Operations" and "Global Operations". The lines of business included in each segment and the basis of segment revenue reporting is described in Section 5.3 below.

- Elimination of Inter Segment Revenues

Revenues for each geographic segment are reported at gross level where inter segment revenue is also included. Hence, revenue of one segment, from inter segment source, is reported as the expense of the related segment. Elimination takes place in determining consolidated revenues for the Company.

For the purpose of determining transfer pricing between segments, open market wholesale rates for comparable services or, where applicable, rates stipulated by the regulatory authorities have been adopted.

5.2.2. Net Revenues by Segment

“Net Revenues” represent revenues earned less direct variable operating expenses in the nature of: (1) revenue share (including levies for Universal Service Obligation), and spectrum fees (referred to collectively as “License Fees”); and (2) charges for access, carriage, interconnection, and termination (referred to collectively as “Access Charges”).

Expenses included under License Fees are currently incurred as a percentage of adjusted gross revenue. Expenses included under Access Charges, on the basis of fixed or ceiling cost per minute, or are determined by commercial negotiation with other carriers and between our business segments, as appropriate.

Access Charges and license Fees are disclosed in aggregate as part of the classification of “Operating Expenses” in the consolidated statement of operations. Net Revenues are reported for each business segment.

5.2.3. Operating Expenses

Operating expenses of the Company have been reported in the following manner:

- Consolidated and Segment Gross Operating Expenses

Consolidated operating expenses of the Company have been classified under four categories of costs, namely “Access Charges and license Fees”, “Network Operations”, “Employees”, and “Selling, General & Administrative”.

- Elimination of Inter Segment Expenses

Principles, as stated in 5.2.1 above, have been followed for reporting gross operating expenses of each segment and elimination of such expenses in determining consolidated EBITDA for the Company.

5.3. Composition of Segments

We are reporting the financial results under the following two business segments:

- India Operations
- Global Operations

Financial results by segment include all products and services covered by the individual segment as described below.

5.3.1. India Operations

This segment constitutes revenue arising and/ or accruing from Telecom Operations and service rendering activities based in India. This comprises of Telecom Revenue of Voice and Non Voice from consumer and enterprise customers. Apart from these, it also includes other revenue such as Direct to Home TV business, investments, interest, etc.

Since the voice market in the Indian telecom market remains dominant contributor to the sector, its performance review at an independent level has become essential.

The voice and non voice market largely constitutes of wireless telecom business. The Wireless segment functions in a retail mode. Wireless services are offered on both CDMA and GSM technology platforms. Wireless services consist mainly of the following:

- ❑ 2G & 3G mobile services for individuals and corporate customers, including local and long distance voice, messaging, wireless internet access, wireless multimedia and value added services. Services are offered on both pre-paid and post paid bases.
- ❑ Fixed wireless phone and terminal services are mainly for residential customers, including local and long distance voice, messaging, wireless internet access, wireless multimedia, and value added services. Services are offered on both pre-paid and post paid bases.
- ❑ 3G services provide customers with a plethora of data applications like live mobile TV, Video-on-demand, video calling, video and music streaming, video conferencing, personalized RSS feeds and much more.
- ❑ Public calling offices and coin collection boxes for local and long distance voice using fixed wireless phones and terminals. Service is provided to independent retail operators of such facilities on a pre-paid basis.
- ❑ National inter-circle (NLD) carriage services for voice, data, and internet.
- ❑ NLD bandwidth and infrastructure services for other service providers.
- ❑ Managed contact centre solutions for call centres in India.
- ❑ Services provided through LMDS, WIMAX etc. and involving the provision of IT infrastructure are covered under this segment. Services are provided across various customer groups including residential, SMEs, and large corporates. Products and services include the following:
 - Voice Products: E1 DID, Centrex, PBX trunks, One Office Duo, Toll free, Intelligent Telephony Services, Audio Conferencing, and Fixed line phones.
 - Data products: VPN, leased lines, IPLCs, Ethernet, Video Conferencing, Remote Access VPN, Cloud Video Surveillance and broadband internet.

Assets allocated to this business segment include: radio equipment (base trans-receiver stations (BTSs), microwave towers, antennas, mobile switching centers (MSCs), and related electronics, software and systems for operations); intra-city access networks (ducts and optical fiber) other than in 44 cities; utilities, servers, customer premises equipment, and license fees.

NLD assets include: transport equipment and electronics; transmission networks connecting various Media Convergence Nodes (MCNs) across all circles; buildings, utilities, and license fees.

In-building wiring and building access networks from building access nodes in all locations where active; intra-city access networks (ducts and optical fiber) in 44 cities; internet data centers; digital loop carriers (DLC), routers, modems and related electronics; customer premises equipment (CPE) and license fees.

The Others segment comprises operations other than Telecom Operations. This includes income from Direct to Home TV business, investments, interest, etc.

Assets shown under Others mainly comprise properties owned by the Company, including the Dhirubhai Ambani Knowledge City, and property and fittings.

5.3.2. Global Operations

The Global Operations segment provides wholesale and retail voice and data services from many international locations. It provides the following services to the wireless segment of Reliance Communications on an inter segment basis and enterprises in India and across the globe:

- ❑ International long distance (ILD) carriage services for voice, data, and internet.
- ❑ IRUs and leased circuits for international voice and data connectivity through submarine cable systems, together with cable restoration and maintenance services.
- ❑ Global Ethernet services to enterprise customers across four industry verticals i.e. financial, legal, healthcare and Government
- ❑ International managed data services, including IP-VPN.
- ❑ Virtual international calling and voice content services provided by overseas operating units in Australia, Austria, Belgium, Canada, France, Hong Kong, India, Ireland, Netherlands, New Zealand, Singapore, Spain, United Kingdom and United States in a retail mode to individual customers for calling India and global destinations.
- ❑ Managed contact centre solutions for overseas call centres in India

Assets allocated to this segment include ILD assets: dedicated ports and switches, electronics, infrastructure at various points of presence and other cable systems not owned and operated by the Company. In addition, the submarine cable systems, cable landing stations, switching equipment for PoPs and associated facilities of FLAG, are included in this segment.

6. Financial Statements

Financial results for the quarter ended March 31, 2015 as per Indian GAAP. An explanation of the basis of presentation is set out in Section 5. In the tables below, “Qtr ended 31/12/14” refers to the three month period ended December 31, 2014 and “Qtr ended 31/03/15” refers to the three month period ended March 31, 2015. Previous quarter’s figures have been re-grouped, re-arranged and re-classified wherever necessary.

6.1. Consolidated Results of Operations

(Rs. Million, except ratios)

Particulars	Qtr ended	Qtr ended
	31-12-14	31-03-15
Total revenues	54,690	57,034
Services and sales	54,690	57,034
Total operating expenses	36,185	37,270
Access charges and license fees	9,462	9,591
Network operations	17,833	17,268
Employees	2,467	2,391
SG&A	6,423	8,020
EBITDA	18,505	19,764
Finance charges (net)	6,522	6,664
Depreciation / amortization	9,477	9,952
Profit before tax	2,506	3,148
Provision for tax (including Deferred tax)	165	3,057
Net profit after tax (before adjustment of share of Minority Interest/ Associates)	2,341	91
Share of Minority and associates	330	(2,184)
Net profit after tax (after adjustment of share of Minority Interest/ Associates)	2,011	2,275
Ratios		
<i>EBITDA margin (%)</i>	33.8%	34.7%
<i>Net profit margin (%)</i>	3.7%	4.0%

6.2. Consolidated Balance Sheet

(Rs. Million)

Particulars	As at	As at
	31-12-14	31-03-15
ASSETS		
Current assets		
Inventories	3,658	4,006
Debtors	43,339	49,164
Other current assets	29,783	25,265
Loans and advances	113,859	129,128
Total current assets (excluding cash and cash equivalents)	190,639	207,563
Fixed assets		
Gross block	1,118,131	1,117,213
Less: Depreciation	506,481	521,139
Net block	611,650	596,074
Capital work-in-progress	33,173	26,946
Total fixed assets	644,823	623,020
Investments	883	864
Deferred Tax Asset (net)	14,880	0
Total assets	851,225	831,447
LIABILITIES AND STOCKHOLDERS EQUITY		
Stockholders equity		
Share capital	11,911	12,441
Reserves and surplus (net of Goodwill)	306,601	312,687
Total Stockholders equity	318,512	325,128
Minority interest	8,739	5,124
Current liabilities and provisions		
Current liabilities	135,351	118,316
Provisions	20,955	15,622
Total current liabilities and provisions	156,306	133,938
Debt		
Foreign currency loans	256,846	248,136
Rupee loans	130,052	146,280
Gross debt	386,898	394,416
Less: Cash and cash equivalents including investments	19,230	27,159
Net debt	367,668	367,257
Total liabilities and stockholders equity	851,225	831,447

6.3. Consolidated Statement of Cash Flows

(Rs. Million)

Particulars		Qtr ended	Qtr ended
		31-12-14	31-03-15
Cash flows from operating activities:			
Net profit/(loss) before tax	A	2,506	3,148
Add: Non cash/non operating items	B	15,953	15,585
Depreciation and amortization		9,477	9,960
Provision for doubtful debts		215	273
Finance charges (net)		6,268	5,350
(Profit)/loss on sale of investments		(7)	2
Cash generated from operations before working capital changes	A+B	18,459	18,733
(Increase)/decrease in working capital		(8,036)	(10,402)
Cash generated from operations		10,423	8,331
Tax paid		(491)	(1,687)
Net cash provided/used by/in operating activities	C	9,932	6,644
Cash flows from investing activities:			
(Purchase)/sale of property, plant, and equipment (net)		(4,641)	(8,574)
(Purchase)/sale of investments (net)		129	(31)
Interest income / (expense) (net)		(6,131)	(7,967)
Net cash provided/used by/in investing activities	D	(10,643)	(16,572)
Cash flows from financing activities:			
Net cash provided/used by/in financing activities	E	(4,633)	17,857
Cash and cash equivalents:			
Beginning of the period	F	24,574	19,230
End of the period	C+D+E+F	19,230	27,159

7. Accounting Policies

Set out below are the significant accounting policies to the Consolidated Statement of Operations and the Consolidated Balance Sheet.

7.1. Principles of Consolidation

Consolidation has been carried out in compliance with the applicable Accounting Standards, viz., AS 21 and AS 23, issued by the Institute of Chartered Accountants of India.

7.2. Other Significant Accounting Policies

7.2.1. Basis of Preparation of Financial Statements

The financial statements have been prepared under the historical cost convention in accordance with the generally accepted accounting principles in India and the provisions of the Companies Act, 1956 and Companies Act, 2013 wherever applicable.

7.2.2. Use of Estimates

The presentation of financial statements requires estimates and assumptions to be made that affect the reported amount of assets and liabilities on the date of the financial statements and the reported amount of revenues and expenses during the reporting period. Difference between the actual results and estimates are recognized in the period in which the results are known/materialized.

7.2.3. Fixed Assets

Fixed assets are stated at cost net of cenvat/value added tax and include amount added on revaluation less accumulated depreciation, amortization and impairment loss, if any.

- ❑ All costs including financing cost until commencement of commercial operations relating to borrowings attributable to fixed assets, are capitalized.
- ❑ Expenses incurred relating to projects prior to commencement of commercial operation are considered as project development expenditure and shown under capital work-in-progress.
- ❑ In respect of operating leases, rentals are expensed with reference to lease terms and other considerations in compliance with provisions of the AS 19 issued by The Institute of Chartered Accountants of India, except for rentals pertaining to the period up to the date of commencement of commercial operations, which are capitalized.
- ❑ In respect of finance leases, the lower of the fair value of the assets and present value of the minimum lease rentals is capitalized as fixed assets with corresponding amount shown as liabilities for leased assets in compliance with the provisions of the AS 19 issued by The Institute of Chartered Accountants of India. The principal component in the lease rental in respect of the above is adjusted against liabilities for leased assets and the interest component is recognized as an expense in the year in which the same is incurred except in case of assets used for capital projects where it is capitalized.
- ❑ Entry fees paid for telecom licenses and indefeasible right of connectivity are stated at cost for acquiring the same less accumulated amortization. These are classified as part of fixed assets.

7.2.4. Depreciation/Amortization

- Depreciation on fixed assets is provided on straight line method at the rates and in the manner prescribed in Schedule II to the Companies Act 2013 except in cases of cable systems, customer premises equipment and certain other assets for which useful life has been considered based on technical assessment. Depreciation is net of the amount adjusted from Provision for Business Restructuring/ General Reserve in accordance with the Scheme.
- Depreciation on assets taken on finance lease is provided over the remaining period of lease from the commencement of commercial operations.
- Leasehold land is depreciated over the period of the lease term.
- Intangible assets, namely entry fees for telecom licenses are amortized equally over the balance period of licenses from the date of commencement of commercial services or acquisition. Indefeasible rights of use are amortized on matching principle basis for the upfront revenue recognition.
- The depreciation schedule for various classes of assets is as follows:

Asset Class	Period (Years)
Leasehold Land	Over the lease period
Building	30 & 60
Optic Fiber Cable	35
Plant and Machinery	10-20
Furniture and Fixture	10
Office Equipment	5-10
Vehicles	5

7.2.5. Impairment of Assets

An asset is treated as impaired when the carrying cost of assets exceeds its recoverable value. An impairment loss is charged to the profit and loss account in the year in which an asset is identified as impaired. The impairment loss recognized in prior accounting periods is reversed if there has been a change in the estimate of recoverable amount.

7.2.6. Investments

Investments are classified into long term and current investments. Investments which are intended to be held for more than one year are classified as long term investments and investments which are intended to be held for less than one year, are classified as current investments.

Current investments are carried at lower of cost and quoted/fair value, computed category wise. Long term investments are stated at cost. Provision for diminution in the value of long term investments is made only if such a decline is other than temporary in the opinion of the management.

7.2.7. Inventories

Inventories are valued at lower of cost or net realizable value. Cost of communication devices and accessories and stores and spares are determined on weighted average basis, or net realizable value whichever is less.

7.2.8. Employee Retirement Benefits

Gratuity and leave encashment liabilities are provided for based on actuarial valuation. While Company's contributions towards provident fund and superannuation fund are provided on actual contribution basis in accordance with the related stipulation.

7.2.9. Borrowing Cost

Borrowing costs that are attributable to the acquisition or construction of qualifying assets are capitalized as part of the cost of such assets up to the commencement of commercial operations. A qualifying asset is one that necessarily takes substantial period of time to get ready for intended use. Other borrowing costs are recognized as expense in the year in which they are incurred.

7.2.10. Foreign Currency Transactions

- ❑ Transactions denominated in foreign currencies are normally recorded at the exchange rates prevailing at the time of the transaction.
- ❑ Monetary items denominated in foreign currencies at the year end are restated at year end rates. In case of monetary items, which are covered by forward exchange contracts, the difference between the year end rate and the rate on the date of the contract is recognized as exchange difference and the premium paid on forward contracts has been recognized over the life of the contract.
- ❑ Non monetary foreign currency items are carried at cost.
- ❑ All long term foreign currency monetary items consisting of loans which relate to acquisition of depreciable capital assets at the end of the period/ year have been restated at the rate prevailing at the Balance Sheet date. The exchange difference arising as a result has been added or deducted from the cost of the assets as per the notification issued by the Ministry of Company Affairs (MCA) dated 29th December, 2011. Exchange difference on other long term foreign currency loans is accumulated in "Foreign Currency Monetary item Translation Difference account" which will be amortized over the balance period of loans.
- ❑ Any income or expense on account of currency exchange difference, either on settlement or on translation, is recognized in the profit and loss account. The Company follows AS-11 in respect of forex loss/gain in case of monetary items other than mentioned above, and is therefore being debited/credited to Profit and Loss Account.
- ❑ Any income or loss arising out of marking derivative contracts to market price is recognized in the profit and loss account.

7.2.11. Revenue Recognition

Revenue (income) is recognized as and when the services are performed on the basis of actual usage of the Company's network. Revenue on upfront charges for services with lifetime validity and fixed validity periods are recognized over the estimated useful life of subscribers and specified fixed validity period, where significant. The estimated useful life is consistent with estimated churn of the subscribers. Revenue from indefeasible rights of use (IRU) granted for network capacity is recognized as license income on activation of circuits.

7.2.12. Provision for Doubtful Debts

Provision is made in the accounts for doubtful debts in cases where the management considers the debts to be doubtful of recovery.

7.2.13. Miscellaneous Expenditure

Miscellaneous expenses are charged to profit and loss account as and when they are incurred.

7.2.14. Taxes on Income

Provision for income tax is made on the basis of estimated taxable income for the year at current rates. Tax expenses comprise both current tax and deferred tax at the applicable enacted or substantively enacted rates. Current tax represents the amount of income tax payable/recoverable in respect of the taxable income/loss for the reporting period. Deferred tax represents the effect of timing difference between taxable income and accounting income for the reporting period that originate in one period and are capable of reversal in one or more subsequent periods.

7.2.15. Government Grants

Subsidies provided by Government for providing telecom services in rural areas are recognized as operating income.

7.2.16. Provisions, Contingent Liabilities and Contingent Assets

Provisions involving substantial degree of estimation in measurement are recognized when there is a present obligation as a result of past events and it is probable that there will be an outflow of resources. Contingent liabilities are not recognized but are disclosed in the notes. Contingent assets are neither recognized nor disclosed in the financial statements.

8. Notes to Accounts (As reported to stock exchanges)

1. Figures of the previous period have been regrouped and reclassified, wherever required
2. The Company has, on May 6, 2015, issued Senior Secured Notes of USD 300 million bearing 6.5% p.a. interest, with a maturity of 5 ½ years.
3. Pursuant to the Schemes of Arrangement ("the Schemes") sanctioned by the Hon'ble High Court of Judicature at Bombay, variation on account of changes in exchange rates including amortisation of the balance in "Foreign Currency Monetary Item Translation Difference Account (FCMITDA)" and depreciation consequent to addition of exchange differences to the cost of capitalised assets aggregating to Rs. 253 crore and Rs. 965 crore during the quarter and year ended March 31, 2015 respectively, have withdrawn from General Reserve. The Company has, as permitted under the said Schemes, adjusted additional depreciation of Rs. 294 crore and Rs. 1,177 crore, arising on fair value of the assets, for the quarter and year ended March 31, 2015 respectively, by withdrawing an equivalent amount from General Reserve.
4. Pursuant to the Companies Act, 2013 (the Act) becoming effective from April 1, 2014, the Company and a subsidiary company have adopted, based on technical assessment, estimated useful life of fixed assets as stipulated under Schedule II to the Act, except in case of some of its telecommunication equipments, as legally advised and as permitted by the said Schedule, where, based on condition of such telecommunication equipments, regular maintenance schedule, material of construction and past experience.
5. The Scheme of Amalgamation of Reliance Infratel Limited into its holding company; Reliance Communications Infrastructure Limited, a wholly owned subsidiary of the Company is pending for approval of the Hon'ble High Court of Judicature at Mumbai. The Scheme will be given effect in the Accounts upon receipt of Statutory and contractual approvals followed by filing with the Registrar of Companies.

9. Glossary

Key Performance Indicators and Financial Terms

Key Performance Indicators	
ARPU	Computed by dividing total India telecom operations revenue for the relevant period by average customers; and dividing the result by the number of months in the relevant period.
Voice ARPU	Computed by dividing total India voice revenue for the relevant period by average customers; and dividing the result by the number of months in the relevant period.
Churn	Computed by taking average monthly disconnections divided by opening monthly subscriber base in the relevant period. Churn is expressed as a percentage.
Total minutes of usage (MoU)	Sum of all incoming and outgoing minutes used on the access network by all customers in aggregate.
Voice Usage per customer (min/sub)	Total voice minutes divided by average number of customers on the network in the relevant period. The result is expressed as the average per customer per month.
Revenue per minute (RPM)	ARPU divided by the average voice usage customer per month.
Voice revenue per minute (RPM)	Voice ARPU divided by the average voice usage customer per month.
ILD minutes	Total of incoming and outgoing international long distance minutes carried on the network. This includes minutes originating or terminating in India, international transit minutes, and global calling card minutes.
NLD minutes	Total of national long distance minutes carried by the Company under NLD license
Total data subscribers	Any subscriber with data usage of more than one Mb in one month.
Total data volume	Data usage by data subscribers in the relevant period.
Data usage per customer	Total data usage divided by average number of data subscribers on the network in the relevant period. The result is expressed as the average per customer per month.
3G customers	Any subscriber having made atleast one revenue generating call or data usage of more than one Mb in one month.

Financial Terms	
Net revenue	Total revenue less (1) revenue share and spectrum fees (referred to as "License Fees") and (2) interconnect usage charges (referred to as "Access Charges").
Cash profit from operations	Is defined as the profit after tax plus depreciation and amortization.



**Eyes that don't miss a thing.
And a brain that analyzes what
the eyes see.**

RELIANCE

Business Services

**The world's leading cloud-based intelligent surveillance solution
is now available for your business sites.**

Cloud Video Intelli-Surveillance is an end-to-end solution that watches over your business sites by recording camera feeds on a server that you can access from anywhere, sends you alerts when it senses unwarranted activity and lets you do much more with advanced analytics features like People Counting, Human/Object Detection, Face Recognition, Gender Identification and Trip Wire.

To give your business assets the intelligent protection of Cloud Video Intelli-Surveillance, get in touch with us today.

CLOUD VIDEO
INTELLI-SURVEILLANCE

Powered by
Panasonic

RELIANCE

GSM

Your new
Samsung Z1

comes with
**6 months
free* internet**

500MB 2G/3G
DATA FREE for 6 months
on Reliance GSM connection



Know more

T&C Apply

RELIANCE

Mobile

**Sab
kuch
mil
gaya!**

3G
smartphone
₹ 2999
only!

Ek saal
unlimited
internet

2G
smartphone
₹ 1999
only!



DATAWIND
Bridging The Digital Divide



PS 2G4



PS 3G4

Know more