



# UTTAM SUGAR MILLS LIMITED

Corporate Office : A-2E, III Floor, CMA Tower, Sector-24, NOIDA-201 301 Uttar Pradesh, India  
Telephone : 0120-4525000 E-mail : [uttamsugarnoida@uttamsugar.com](mailto:uttamsugarnoida@uttamsugar.com)

Dated :13<sup>th</sup> August, 2025

**National Stock Exchange of India Ltd.**  
**Listing Department**  
"Exchange Plaza", Bandra-Kurla Complex,  
Bandra (E), Mumbai – 400 051

**B.S.E. Limited**  
**Listing Department**  
P.J. Tower,  
Dalal Street,  
Mumbai – 400 001  
**Ref. – Scrip Code – 532729**

**Ref. :- Symbol – UTTAMSUGAR**

**Sub: Results Presentation for the Quarter ended 30th June, 2025**


Please find attached herewith Results Presentation in relation to the unaudited Financial Results (Standalone & Consolidated) of the Company for the Quarter ended 30<sup>th</sup> June, 2025.

You are requested to take the above information on your records.

Thanking you.

Yours faithfully,  
**For Uttam Sugar Mills Ltd.**

**(Rajesh Garg)**  
**Company Secretary & Compliance Officer**



**ENCL. :- As Above**



# **UTTAM SUGAR MILLS LIMITED**

## **INVESTOR PRESENTATION**

**Q1**

**FY 2025-26**

## SAFE HARBOUR STATEMENT

This Presentation and the accompanying slides (the “Presentation”), have been prepared solely for information purposes and do not constitute any offer, recommendation or invitation to purchase or subscribe for any securities, and shall not form the basis or be relied on in connection with any contract or binding commitment whatsoever. No offering of securities of the Company will be made except by means of a statutory offering document containing detailed information about the Company.

This Presentation has been prepared by the Company based on information and data which the Company considers reliable, but the Company makes no representation or warranty, express or implied, whatsoever, and no reliance shall be placed on, the truth, accuracy, completeness, fairness and reasonableness of the contents of this Presentation. This Presentation may not be all inclusive and may not contain all of the information that you may consider material. Any liability in respect of the contents of, or any omission from this Presentation is expressly excluded.

This Presentation may contain certain forward-looking statements concerning the Company’s future business prospects and business profitability, which are subject to a number of risks and uncertainties and the actual results could materially differ from those in such forward-looking statements. The risks and uncertainties relating to these statements include, but are not limited to, risks and uncertainties regarding fluctuations in earnings, our ability to manage growth, competition (both domestic and international), economic growth in India and abroad, ability to attract and retain highly skilled professionals, time and cost over runs on contracts, our ability to manage our international operations, government policies and actions regulations, interest and other fiscal costs generally prevailing in the economy. The Company does not undertake to make any announcement in case any of these forward-looking statements become materially incorrect in future or update any forward-looking statements made from time to time by or on behalf of the Company.

# COMPANY OVERVIEW

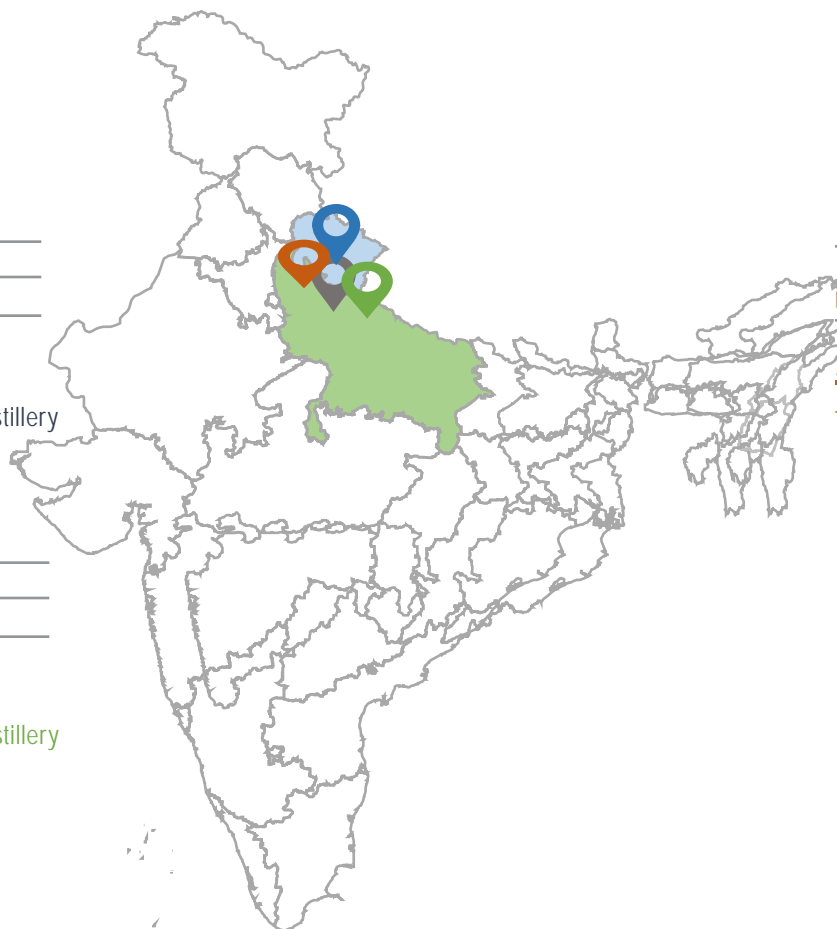
# OUR CAPABILITIES

Capacity	Libberheri	Barkatpur	Shermau	Khaikheri	Total
Sugarcane crushing (TCD)	7000	8500	6000	5500	27000
Distillery Capacity (KLPD)*	62	288	0	0	350*
Power Capacity (MW)	29	53	25	15	122

**\*Note**

- Distillery capacity as above based on Bhy/Syrup.
- Distillery capacity as above doesn't include 40 KLPD Distillery capacity of Uttam Distilleries Limited (UDL), our Subsidiary Company.

# OUR Presence



## Our operating capacities

### Libberheri Unit (Uttarakhand)

<u>7000</u>	<u>29</u>	<u>62</u>
TCD, sugar	MW, power	KLPD, distillery

## Our operating capacities

### Barkatpur Unit (Uttar Pradesh)

<u>8500</u>	<u>53</u>	<u>288</u>
TCD, sugar	MW, power	KLPD, distillery

## Our operating capacities

### Khaikheri Unit (Uttar Pradesh)

<u>5500</u>	<u>15</u>	<u>NA</u>
TCD, sugar	MW, power	KLPD, distillery

## Our operating capacities

### Shermau Unit (Uttar Pradesh)

<u>6000</u>	<u>25</u>	<u>NA</u>
TCD, sugar	MW, power	KLPD, distillery

TCD – Cane crushing  
capacity in Tonnes per day

MW – Power capacity in  
Mega watt

KLPD – Ethanol Distillery  
Capacity in Kilo Litres Per day

# FINANCIAL HIGHLIGHTS

## Profit and Loss Highlights (Standalone)

(Rs. in Cr.)

Particulars	Q1 FY 26	Q1 FY 25	FY25
Total Revenue	605.57	456.97	1800.52
EBITDA	51.61	38.30	222.32
Depreciation	11.40	11.27	44.60
EBIT	40.21	27.03	177.72
INTEREST	18.96	18.44	53.88
PBT	21.25	8.59	123.84
PAT	15.96	6.43	91.23
Total Comprehensive Income	16.20	7.05	90.41
EPS (*Not annualized)	4.18*	1.69*	23.92

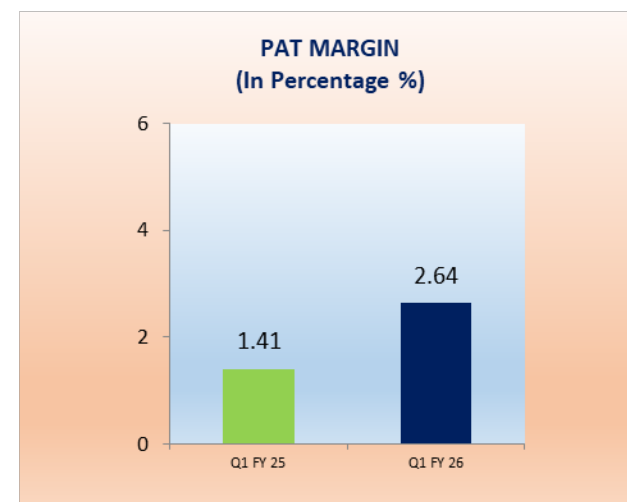
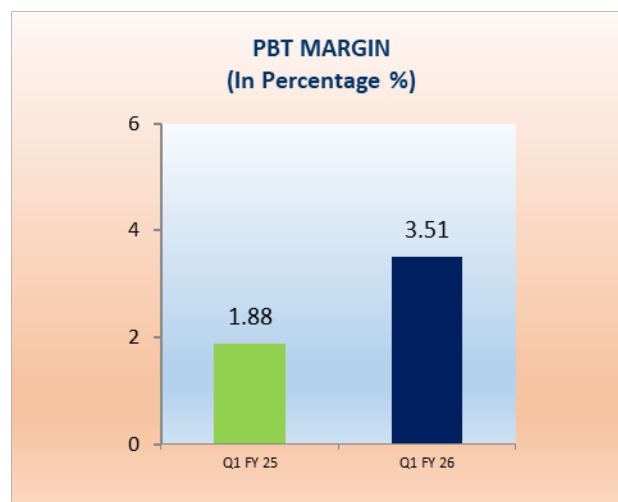
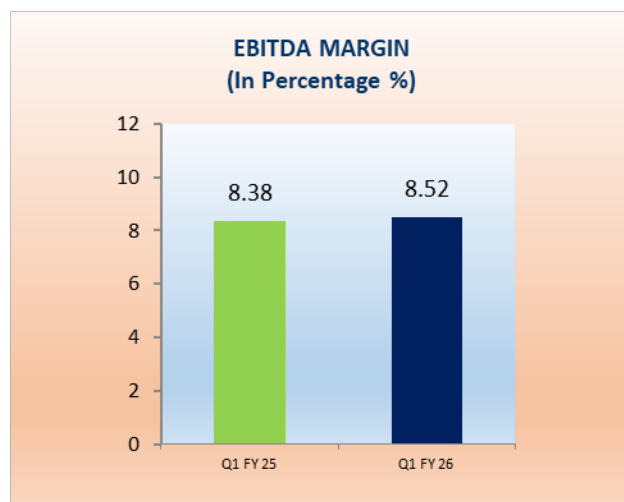


## Profit and Loss Highlights (Consolidated)

(Rs. in Cr.)			
Particulars	Q1 FY 26	Q1 FY 25	FY25
Total Revenue	629.96	456.97	1854.14
EBITDA	51.63	38.30	221.23
Depreciation	12.09	11.27	46.60
EBIT	39.54	27.03	174.63
INTEREST	20.15	18.44	56.63
PBT	19.39	8.59	118.00
PAT	14.53	6.43	85.80
Total Comprehensive Income	14.78	6.44	84.98
EPS (*Not annualized)	3.82*	1.53*	23.16

# Q1 FY26 HIGHLIGHTS

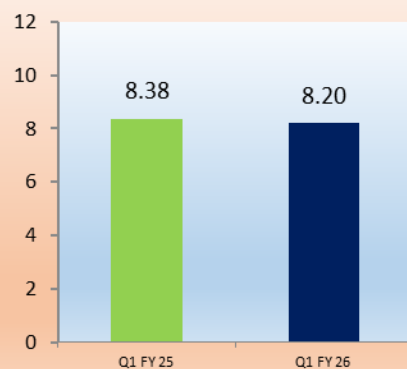
## Quarterly (Standalone)



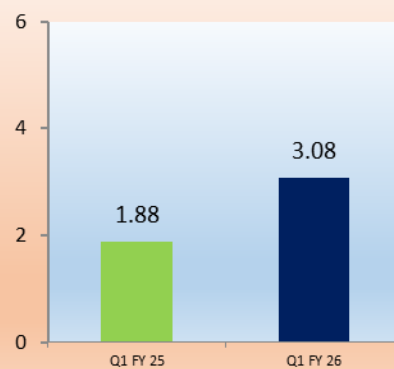
# Q1 FY26 HIGHLIGHTS

## Quarterly (Consolidated)

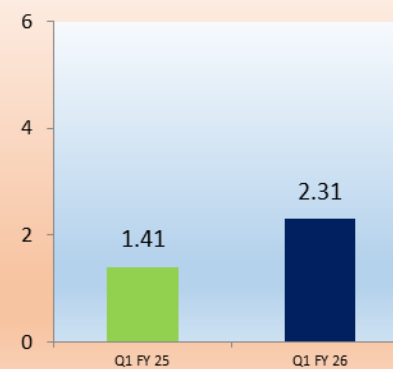
**EBITDA MARGIN**  
(In Percentage %)



**PBT MARGIN**  
(In Percentage %)



**PAT MARGIN**  
(In Percentage %)



## Q1 FY 2025-26 HIGHLIGHTS (Standalone)

(Rs. in Cr.)

	Q1 2026	Q1 2025	QoQ %
REVENUE	605.57	456.97	▲ 32.52 %
EBITDA	51.61	38.30	▲ 34.75 %
PBT	21.25	8.59	▲ 147.38 %
PAT	15.96	6.43	▲ 148.21 %

# OPERATIONAL HIGHLIGHTS



# OPERATIONAL HIGHLIGHTS

## Sugar Division

Particulars	Q1 FY26	Q1 FY25	FY25
Sugar Production (Lakh Qtls)	2.90	1.46	34.69
Sugar Sales (Lakh Qtls)	10.60	8.86	32.85
Sugar Realisation (Rs. per Qtls)	4074	3936	3984
Sugar Inventory (Lakh Qtls)	17.67	16.13	25.37
Valuation Rate (Rs. per Qtls)	3566	3390	3578

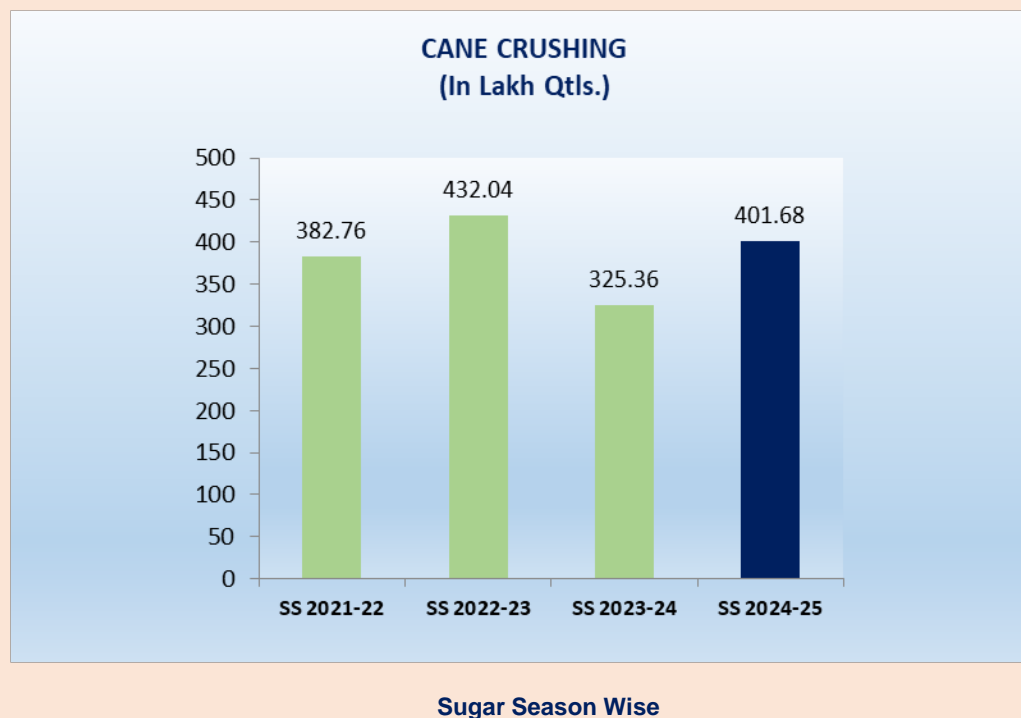
## Power Division

Particulars	Q1 FY26	Q1 FY25	FY25
Power Export (KWH in Lakhs)	97.79	26.66	1045.80

## Ethanol Division and others

Particulars	Q1 FY26	Q1 FY25	FY25
Distillery Production (BL in Lakhs)	260.63	174.28	665.58
Distillery Sale (BL in Lakhs)	280.83	161.99	675.38
Distillery Realisation (Rs. per Ltr)	55.43	56.29	56.20

## Cane Crushing data



*Note : During the Sugar Season 2024-25, our cane crushing has been increased by 23.46% as compared to Sugar Season 2023-24, whereas in whole of the UP state crushing is lower than the previous Sugar Season.*



## PRODUCT RANGE IN BRANDED/SPECIALITY DIVISION



Uttam Sugars maintains a customer-centric approach, consistently aligning product offerings with market demands. Our product portfolio is meticulously designed to meet and exceed customer expectations. We have strategically diversified our product range to cater to both B2B and B2C markets. Our supply chain extends to diverse sectors, including food and pharmaceutical companies, bakeries, and distilleries. Over the past six years, we have achieved a threefold increase in sales within the pharmaceutical sugar segment and a tenfold increase in invert sugar sales.

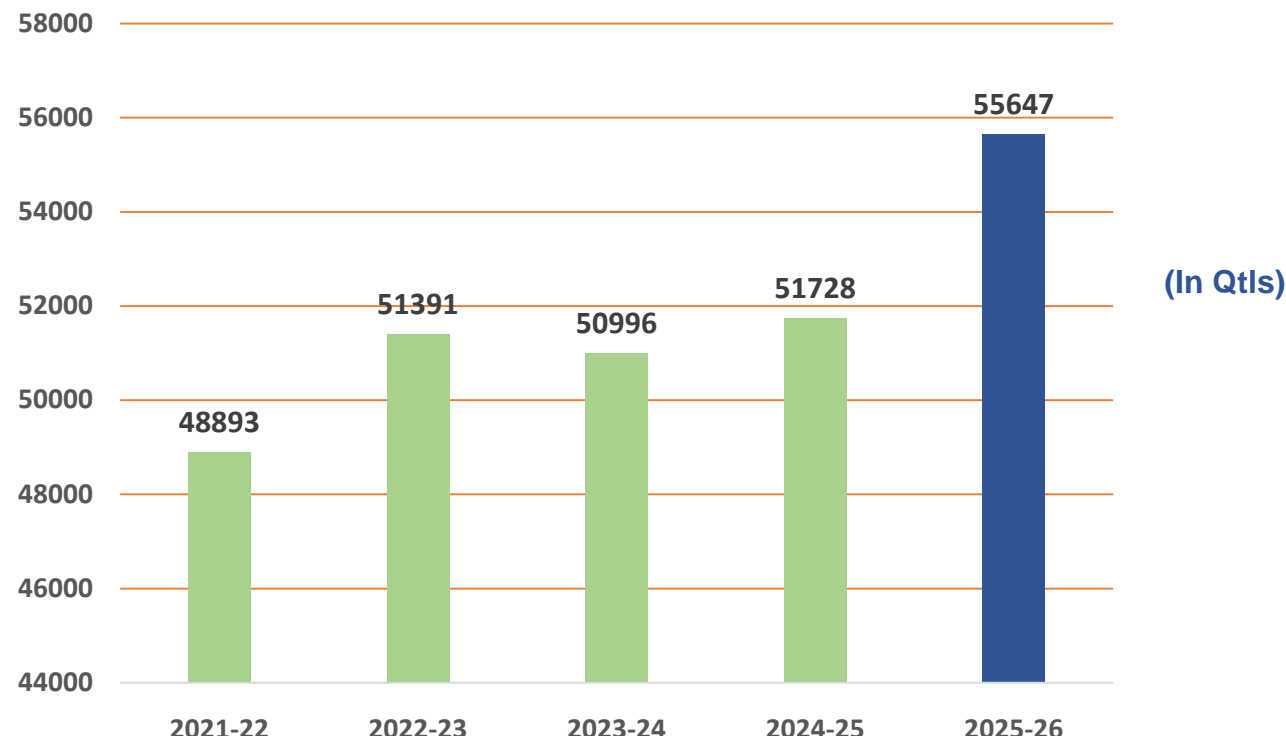
In the B2C segment, we have introduced a range of products, including brown sugar, superfine sugar, icing sugar, and bura sugar, among others. We have tripled our sales in branded specialty products over the last six years. Recognizing evolving consumer preferences, we have established a presence on leading Indian e-commerce platforms such as BlinkIt, Zepto, and Amazon. We are honored to be associated with India's premier hotel and cafe chains and remain committed to delivering nature's sweetness to our valued customers.

### Range of Sugar Products

- Sulphurfree Refined Sugar
- Pharma Sugar
- Liquid/Invert Sugar
- Natural Brown Sugar
- Bura
- Superfine Sugar
- Icing Sugar
- Demerara
- Sachet (White & Brown)
- Cubes (White & Brown)
- Candy



# PERFORMANCE OF BRANDED/SPECIALITY DIVISION



\*Average Sales/Per Month (FY 2025-26 is up to July 2025)

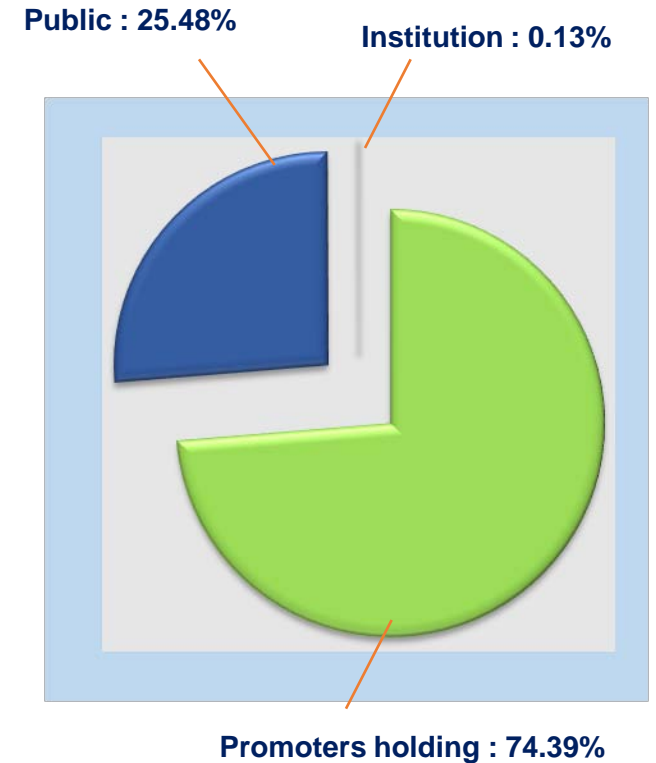


## OTHER DETAILS

## SHAREHOLDING DETAILS

### Shareholding/Shares Information

Total Issued Capital (No.)	3,81,38,120
Promoter Holding (%)	74.39%
Public Holding (%)	25.61%
NSE Symbol	UTTAMSUGAR
BSE Script	532729





Uttam Sugar Mills Ltd.

***THANK YOU***

---

***Corp office:*** A-2E, 3rd Floor, C.M.A. Tower, Sector – 24, Noida – 201 301 (U.P.)

Tel. : 0120 –4525000, E-mail: [uttam.secretarial@uttamsugar.com](mailto:uttam.secretarial@uttamsugar.com)

---