



# UTTAM SUGAR MILLS LIMITED

Corporate Office : A-2E, III Floor, CMA Tower, Sector-24, NOIDA-201 301 Uttar Pradesh, India  
Telephone : 0120-4525000 E-mail : [uttamsugamoida@uttamsugar.com](mailto:uttamsugamoida@uttamsugar.com)

January 31, 2024

**National Stock Exchange of India Ltd.**  
**Listing Department**  
"Exchange Plaza", Bandra-Kurla Complex,  
Bandra (E), Mumbai - 400 051

**B.S.E. Limited**  
**Listing Department**  
P.J. Tower,  
Dalal Street,  
Mumbai - 400 001  
Ref. - Scrip Code - 532729

Ref. :- Symbol - UTTAMSUGAR

**Sub: Results Presentation Q3 FY24**

Please find attached herewith Results Presentation in relation to the Unaudited Financial Results of the Company for the Quarter/period ended 31<sup>st</sup> December, 2023, declared on 31<sup>st</sup> January, 2024.

You are requested to take the above information on your records.

Thanking you.

Yours faithfully,  
For Uttam Sugar Mills Ltd.

(Rajesh Garg)  
Company Secretary & Compliance Officer



ENCL. :- As Above



# UTTAM SUGAR MILLS LIMITED

## INVESTORS PRESENTATION Q3 FY24

## SAFE HARBOUR STATEMENT

This Presentation and the accompanying slides (the “Presentation”), have been prepared solely for information purposes and do not constitute any offer, recommendation or invitation to purchase or subscribe for any securities, and shall not form the basis or be relied on in connection with any contract or binding commitment whatsoever. No offering of securities of the Company will be made except by means of a statutory offering document containing detailed information about the Company.

This Presentation has been prepared by the Company based on information and data which the Company considers reliable, but the Company makes no representation or warranty, express or implied, whatsoever, and no reliance shall be placed on, the truth, accuracy, completeness, fairness and reasonableness of the contents of this Presentation. This Presentation may not be all inclusive and may not contain all of the information that you may consider material. Any liability in respect of the contents of, or any omission from this Presentation is expressly excluded.

This Presentation may contain certain forward-looking statements concerning the Company’s future business prospects and business profitability, which are subject to a number of risks and uncertainties and the actual results could materially differ from those in such forward-looking statements. The risks and uncertainties relating to these statements include, but are not limited to, risks and uncertainties regarding fluctuations in earnings, our ability to manage growth, competition (both domestic and international), economic growth in India and abroad, ability to attract and retain highly skilled professionals, time and cost over runs on contracts, our ability to manage our international operations, government policies and actions regulations, interest and other fiscal costs generally prevailing in the economy. The Company does not undertake to make any announcement in case any of these forward-looking statements become materially incorrect in future or update any forward-looking statements made from time to time by or on behalf of the Company.

## OUR CAPACITIES

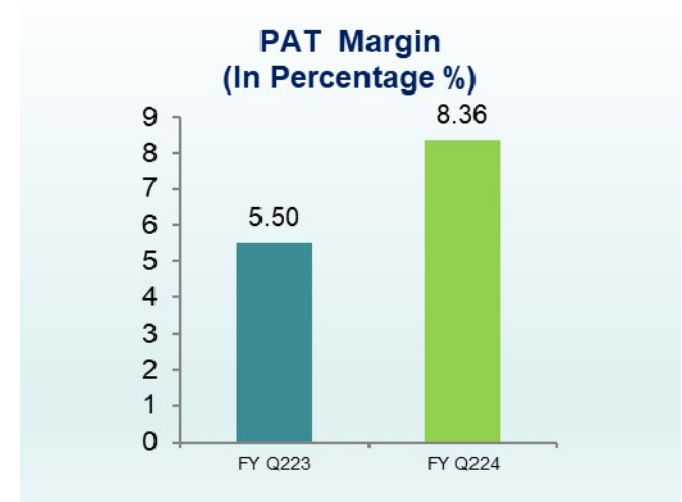
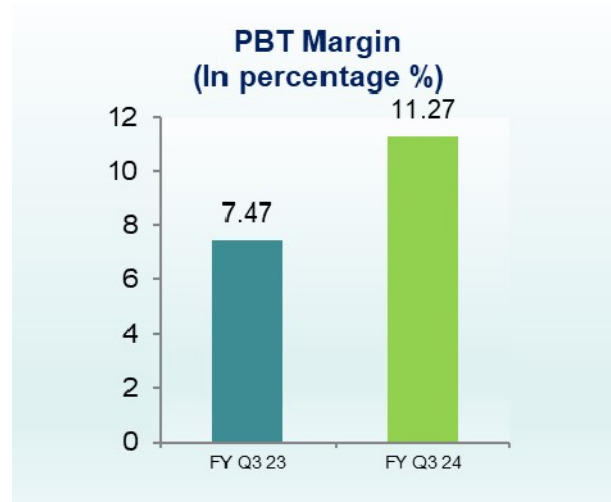
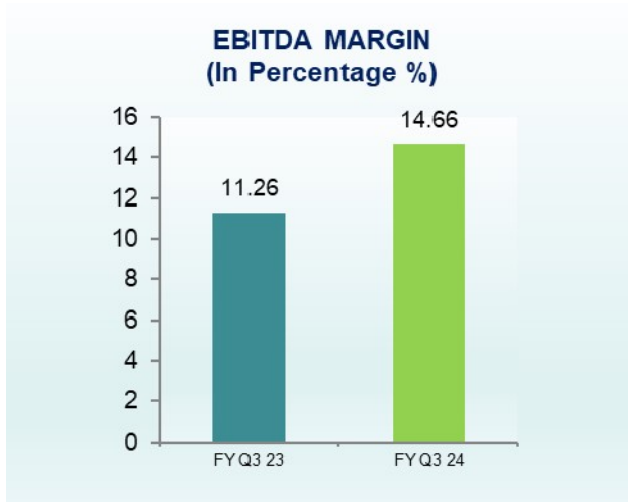
Capacity	Libberheri	Barkatpur	Shermau	Khaikheri	Total
Sugarcane crushing (TCD)	7000*	8500*	6000	4700*	26200
Distillery Capacity (KLPD)	50	250 <sup>#</sup>	0	0	300
Power Capacity (MW)	29	53	25	15	122

\* Capacity expansion with energy efficiency at Libberheri Unit to 7000 TCD, Barkatpur unit to 8500 TCD and Khaikheri unit to 4700 TCD has been successfully commissioned in November, 2023.

# Capacity enhancement project work in Distillery capacity by 100 KLPD at Barkatpur Unit has been successfully commissioned in January, 2024. In case of Ethanol from BHy/syrup, capacity be higher by 25% as against CHy.

# Q3 FY24 HIGHLIGHTS

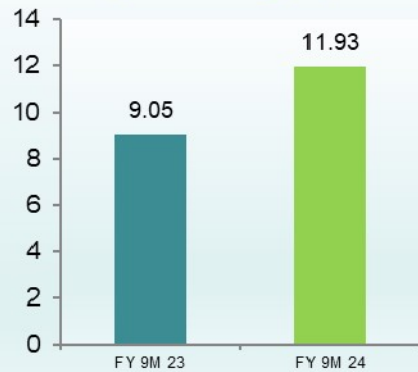
## Quarterly



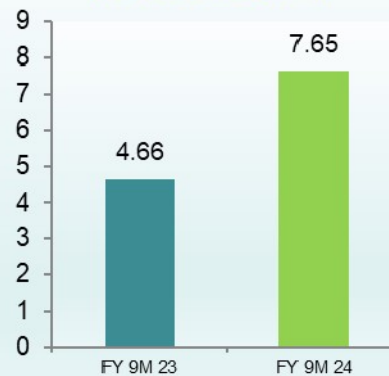
# Q3 FY24 HIGHLIGHTS

Nine months ended

**EBITDA MARGIN**  
(In Percentage %)



**PBT Margin**  
(In percentage %)



**PAT Margin**  
(In Percentage %)



## Profit and Loss Highlights

(Rs. in Cr.)

Particulars	Q3 FY24	Q3 FY23	9M FY24	9M FY23	FY23
Total Revenue	520.02	473.76	1587.93	1537.56	2067.68
EBITDA	76.22	53.33	189.43	139.21	253.62
Depreciation	10.06	9.14	28.96	27.10	36.26
EBIT	66.16	44.19	160.47	112.11	217.36
INTEREST	7.55	8.79	38.97	40.45	52.40
PBT	58.61	35.40	121.50	71.66	164.96
PAT	43.47	26.06	90.07	53.62	123.62
EPS (Not annualised)	11.40	6.83	23.62	14.06	32.41

# OPERATIONAL HIGHLIGHTS

## Sugar Division

Particulars	9M FY24	9M FY23	FY23
Sugar Production (Lakh Qtls)	22.98	22.69	44.99
Sugar Sales -Domestic (Lakh Qtls)	32.54	23.75	30.59
Sugar Sales -Export (Lakh Qtls)	0.01	11.12	14.92
<b>Total Sugar Sales (Lakh Qtls)</b>	<b>32.55</b>	<b>34.87</b>	<b>45.51</b>
Net Ex-works Sugar Realisation (Rs. per Qtls)	3844	3589	3592
Sugar Inventory (Lakh Qtls)	11.76	9.67	21.33
Valuation rate (Rs. per Qtls)	3520	3292	3162



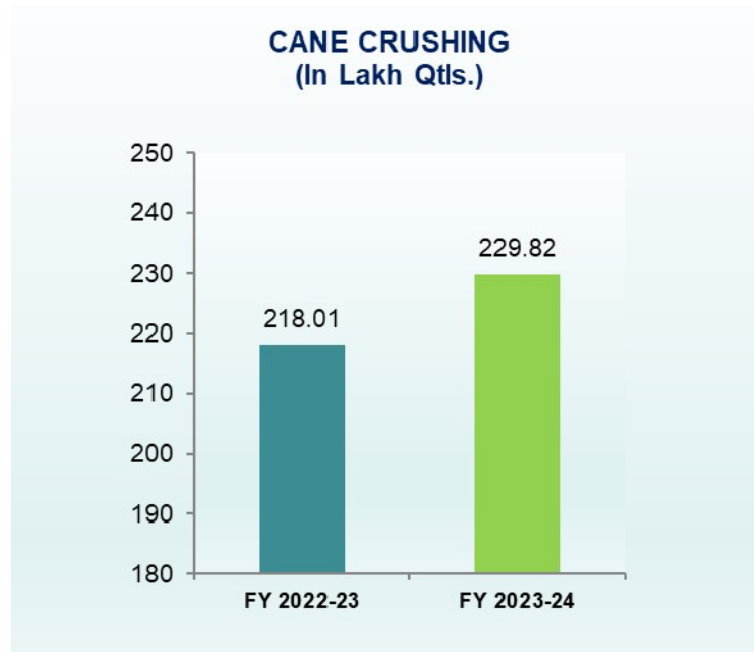
### Power Division

Particulars	9M FY24	9M FY23	FY23
Power Export (KWH in Lakhs)	742.84	807.92	1504.02

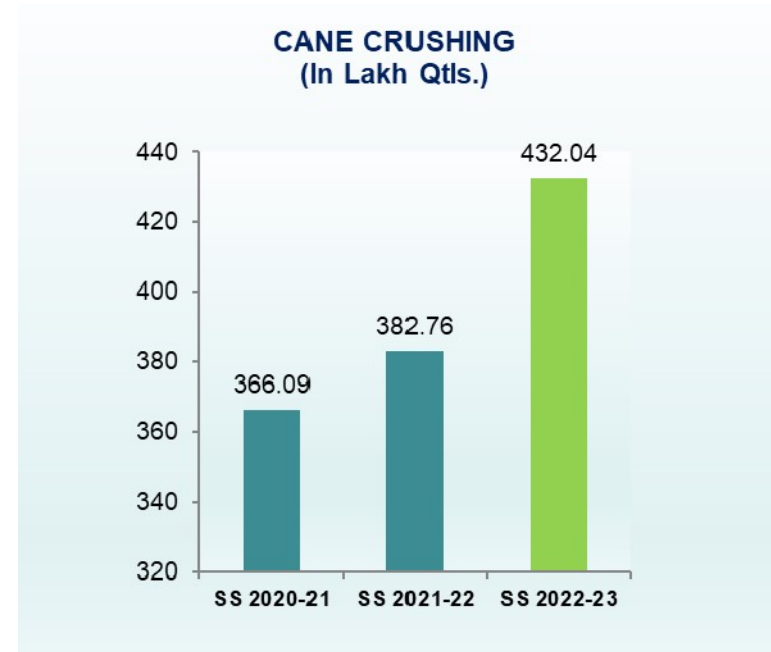
### Ethanol Division and others

Particulars	9M FY24	9M FY23	FY23
Distillery Production (BL in Lakhs)	469.50	375.26	550.43
Distillery Sale (BL in Lakhs)	467.78	378.24	545.20
Distillery Realisation (Rs. per Ltr)	55.86	55.76	55.67

## Cane Crushing data



9 Months ended



Sugar Season Wise

## PRODUCT RANGE IN BRANDED/SPECIALITY DIVISION

- 1Kg Packaging
- 2Kg Packaging
- 5Kg Packaging
- Pharma Sugar
- Liquid Sugar
- Natural Brown
- Bura
- Superfine
- Icing
- Demerara
- Sachet (White & Brown)
- Cube (White & Brown)
- Candy





## Uttam Sugar Mills Ltd.

***THANK YOU***

---

***Corp office:*** A-2E, 3rd Floor, C.M.A. Tower, Sector – 24, Noida – 201 301 (U.P.)

Tel. : 0120 –4525000, E-mail: [uttam.secretarial@uttamsugar.com](mailto:uttam.secretarial@uttamsugar.com)

---