

Ref: GIL/SE/AGM/2022-23/43

September 7, 2022

The Secretary
BSE Limited
Phiroze Jeejeebhoy Towers,
25th Floor, Dalal Street,
Fort, Mumbai 400023

The Secretary
National Stock Exchange of India Ltd.
Exchange Plaza, 5th Floor,
Plot No. C/1, G Block,
Bandra Kurla Complex,
Bandra (East), Mumbai 400051

Scrip Code: 532775

Trading Symbol: GTLINFRA

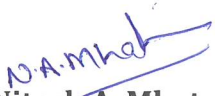
Dear Sir/s,

Sub: Annual Report for year ended March 31, 2022 along with Notice of 19th Annual General Meeting

Pursuant to Regulation 34 (1) of the Securities and Exchange Board of India (Listing Obligations and Disclosure Requirements) Regulations, 2015, we are enclosing herewith the 19th Annual Report for the year ended March 31, 2022 along with the Notice of 19th Annual General Meeting.

Thanking you,

Yours truly,
For **GTL Infrastructure Limited**


Nitesh A. Mhatre
Company Secretary


Vikas Arora
Head – Corporate Communication

Encl. as above

Note: This letter is submitted electronically with BSE & NSE through their respective web-portals

Empowering PhyGITALS



CONTENTS



CORPORATE OVERVIEW

- 01 Empowering PhyGITALS
- 02 Corporate Information
- 03 Financial Snapshot
- 04 Vision, Mission & Values

STATUTORY REPORTS

- 05 Management Discussion & Analysis
- 34 Directors' Report and Annexure
- 48 Business Responsibility Report
- 54 Report on Corporate Governance

FINANCIAL STATEMENTS

- 74 Independent Auditor's Report
- 84 Statement on Impact of Audit Qualifications
- 86 Balance Sheet
- 87 Statement of Profit and Loss
- 88 Cash Flow Statement
- 90 Statement of Changes in Equity
- 91 Notes to the Financial Statements

NOTICE

- 144 Notice for AGM

DISCLAIMER: The information and opinions contained in this report do not constitute an offer to buy any of GTL Infrastructure Limited's (GTL Infra) securities, businesses, products or services. The report also contains forward-looking statements, qualified by words such as 'expect', 'plan', 'estimate', 'believe', 'project', 'intends', 'exploit' and 'anticipates', and words of similar substance in connection with any discussion of future performance, that we believe to be true at the time of the preparation of the report. The actual events may differ from those anticipated in these statements because of risk, uncertainty or the validity of our assumptions and we do not guarantee that these forward looking statements will be realised, although we believe that we have been prudent in our assumptions. GTL Infra does not take on any obligation to publicly update any forward-looking statement, whether as a result of new information, future events or otherwise. The Trade Marks, Service Marks, Logos of various Companies used in the report belong to the respective owners only and have been used in the report for representation purpose only.



Empowering PhyGITALS

A wave of digitalisation is sweeping across the country, touching everyday aspects of our lives from business to travel and education to entertainment among others. The mind-boggling speed at which technology is advancing is also helping in reducing distances, while phygital (the concept of bridging the digital world with the physical world) is emerging as the new norm.

The backbone for the evolving world, undoubtedly is the proliferation of telecom networks – both wired and wireless and infrastructure, including the towers, that supports it. And when it comes to telecom infrastructure, GTL Infrastructure Limited is the pioneer with a pan India network of telecom towers spread across the length and breadth of the country.

As telecom operators expand their 4G footprint and gear up to launch 5G services, GTL Infrastructure Limited is playing an important role of a key infrastructure partner in this revolution. Our infrastructure would be empowering telecom companies, using 3G, 4G and 5G to usher in remote surgery and medicinal support in healthcare and self-driving cars in automotive among others.

Along with the evolving technology, the country would see the birth of an ever-evolving digital Indian, the Phygital Indian. GTL Infrastructure Limited would be providing the passive infrastructure network to support all his dreams that come along with the emergence of 5G.

CORPORATE INFORMATION

BOARD OF DIRECTORS

Mr. Manoj G. Tirodkar	Chairman
Mr. N. Balasubramanian	Independent Director – Vice Chairman
Mr. Milind K. Naik	Whole-time Director
Dr. Anand P. Patkar	Independent Director
Mr. Charudatta K. Naik	Director
Ms. Dina S. Hatekar	Independent Director
Mr. Vinod B. Agarwala	Independent Director
Mrs. Sunali Chaudhry	Director (upto February 22, 2022)

COMPANY SECRETARY & COMPLIANCE OFFICER

Mr. Nitesh A. Mhatre

CHIEF FINANCIAL OFFICER

Mr. Bhupendra J. Kiny

AUDITORS

M/s. Pathak H. D. & Associates LLP, Chartered Accountants

TRUST AND RETENTION ACCOUNT BANK

Union Bank of India

BANKS / INSTITUTIONS

Canara Bank
Corporation Bank (now Union Bank of India)
DEG, Germany
IDBI Bank Ltd.
Indian Bank
Life Insurance Corporation of India
EARC Trusts – SC 338, 343, 366 & 389

REGISTERED OFFICE

GTL Infrastructure Limited

‘Global Vision’, 3rd Floor, Electronic Sadan – II,
MIDC, TTC Industrial Area, Mahape,
Navi Mumbai – 400 710, Maharashtra, India.
Tel: +91 22 6829 3500 | Fax: +91 22 6829 3545
Website: www.gtlinfra.com
CIN : L74210MH2004PLC144367

REGISTRAR & SHARE TRANSFER AGENT

Bigshare Services Private Limited.

Office No S6–2, 6th Floor, Pinnacle Business Park,
Next to Ahura Centre, Mahakali Caves Road,
Andheri (East), Mumbai – 400093,
Maharashtra, India.
Tel : +91 22 6263 8200 / 221 / 222
Fax : +91 22 6263 8299
Email: investor@bigshareonline.com
Online form based investor correspondence link:
www.bigshareonline.com/InvestorLogin.aspx

FINANCIAL SNAPSHOT

Parameter	Units	FY 21–22	FY 20–21	FY 21–22	FY 20–21
Tower Tenancy Parameters		₹ / Nos		US\$ / Nos	
Total tower count	Nos	25,779	26,038	25,779	26,038
Unoccupied tower count	Nos	14,751	14,050	14,751	14,050
Occupied tower count	Nos	11,028	11,988	11,028	11,988
Tenants [Refer Note 2]	Nos	23,475	24,076	23,475	24,076
Average tenancy per occupied tower	Times	2.1	2.0	2.1	2.0
Financials					
Revenue (net of taxes)	Mn	14,627	14,097	193	187
Total Costs [Refer Note 6]	Mn	12,292	11,911	163	158
Normalized EBITDA [Refer Note 6]	Mn	2,335	2,185	31	29
CAPEX	Mn	853	779	11	10
Key ratios					
Normalized EBITDA margin [Refer Note 6]	%	16	16	16	16
Network uptime delivered – YE basis	%	99.90	99.90	99.90	99.90
Tower Revenue Parameters – Occupied Towers					
Parameters		FY 21–22	FY 20–21	FY 21–22	FY 20–21
		₹		US\$	
Sharing Revenue per Tower [Refer Note 4]		61,182	56,746	810	751
Sharing Revenue per Tenant/Month [Refer Note 4]		32,787	31,180	434	413
EM Revenue per Tower/Month		39,951	36,654	529	485
EM Revenue per Tenant/Month		26,104	24,211	345	320

Notes:

- The above results and subsequent management discussion refer to GTL Infrastructure Limited as 'The Company'.
- Tenants refers to Full Paying equivalent Tenants
- EM : Energy Management
- The Sharing revenue per tower and sharing revenue per tenant are calculated on the basis of revenue from existing tenants on occupied towers as of March 31, 2022 and March 31, 2021 respectively.
- For the purpose of financial analysis, the figures in rupees for the financial results referred to have been converted at a constant rate of ₹ 75.58 per US\$ as on March 31, 2022 and the same rate has been applied to other FYs referred in this statement and the other sections of this Annual Report.
- Normalized EBITDA is calculated after considering all costs related to operations but excludes Ind AS impact on P&L items, foreign exchange difference, Loss on Dismantling/Sale/Retirement of Fixed Assets (Net), other one-time expenses / revenue, non-operational expenses / other income, etc. Figures for the previous financial year have been regrouped / rearranged wherever necessary to make them comparable with that of FY 21–22.
- The Company continued to incur its contractual commitments on unoccupied sites as many discontinued operators failed or continue to fail to pay dues on time.

VISION, MISSION & VALUES

VISION

To be India's most efficient and environment friendly telecom tower Company.

MISSION

Our purpose is to enable people to be in touch with each other and improve the quality of life of the communities we serve. We do this through leadership in sectors like Telecom and associated infrastructure, to which the Company brings a distinct set of capabilities.

VALUES

We share a set of 6 core values which guide and drive the Company and its people towards growth and success.

- Ethics and Transparency
- Proactively Manage Change
- Delight Customers through Superior Services
- Develop Entrepreneurs through an Achievement Oriented Culture
- Build a Sustainable Global Organisation
- Share Knowledge and Focus on End Results



MANAGEMENT DISCUSSION AND ANALYSIS

BUSINESS SNAPSHOT

GTL Infrastructure Limited (GTL Infra or the Company) is IP-1 registered with Department of Telecommunications, India. The Company provides passive infrastructure on shared basis to telecom operators (Telcos) for hosting their active network components. The business model of passive infrastructure sharing is based on building, owning, operating and maintaining passive telecom infrastructure sites capable of hosting active network components of various technologies of multiple Telcos. This model enables Telcos to re-assign their resources from capital expenditure to operational expenditure model, thus allowing them to utilise capital for their respective core operations. The Company played a pioneering role in shaping this industry and it was the first independent tower company in India to get listed on the stock exchanges.

Salient features of the passive infrastructure business model

- Capable of hosting multiple technologies such as 2G/3G/4G LTE/5G/IOT, enterprise data systems, etc.
- Growth linked with expansion of wireless networks and technology upgradation
- Annuity driven business model
- Medium to long term contracts with Telcos (usually renewable), with built-in annual escalation in pricing
- Fixed energy management contracts with Telcos
- Relatively fixed cost structure and low level of maintenance
- Predictability in free cash flows
- Additional tenancies (post anchor tenant) lead to higher EBITDA margins and higher revenue translating to cash flow

INDUSTRY STRUCTURE & DEVELOPMENT

i) Structure & business model of Telecom Industry

The telecom market can be broadly split into three segments – Mobile (wireless), Fixed Line (wireline) and Internet services. The wireline consists of companies that operate and maintain switching and transmission facilities to provide direct communication through landlines, microwave or a combination of landlines and satellite link-ups whereas wireless comprises companies operating and maintaining switching and transmission facilities to provide direct communication via airwaves. Internet services include Internet Service Providers (ISPs) that offer broadband internet connections through consumer and corporate channels.

Expanding telecom subscriber base

India is currently the second-largest telecommunication market with second-highest number of internet users in the world

- India's telephone subscriber base increased from 1,173.83 Mn in December 2020 to 1,178.41 Mn in December 2021
- Teledensity (defined as the number of telephone connections for every 100 individuals) in India stood at 85.91% as of December 2021

(Source: IBEF)

Increase in wireless segment and rural subscribers

The share of the wireless segment in India's telecommunications market increased steadily

- The wireless segment accounted for 98% of the total telephone subscriptions in December 2021
- Rural subscribers teledensity stood at 29.9% in December 2020 as against 29.7 % in December 2021

Wireless subscriptions witness robust growth over the years

- Wireless subscription grew robustly over the past few years leading to significant rise in wireless teledensity
- In FY21, wireless subscription stood at 1,180.96 Mn, whereas wireless teledensity reached 86.68%
- As of December 2021, wireless subscriber base of Jio stood at 415.72 Mn, Bharti Airtel at 205.87 Mn and Vodafone Idea at 122.14 Mn

Exponential growth in data consumption

India holds the distinction of being the largest consumer of mobile data globally. Data consumption in India also witnessed exponential growth over the past few years

- Total wireless data usage in India grew @ 6.5% from 25,227 PB in September 2020 to 34,568 PB in September 2021
- Contribution of 2G, 3G and 4G data usage to the total volume of wireless data usage stood at 0.439%, 1.52% and 98.03% respectively

Internet

Strong growth in broadband drives internet access revenues

- Total broadband subscription in India grew from 149.75 Mn in FY16 to 792.08 Mn in FY22*

- The number of wired broadband subscriptions stood at 26.43 Mn in FY22*
- Wireless broadband subscribers stood at 764.52 Mn in FY22*
- As of December 2021, the top three service providers (Reliance Jio Infocomm Ltd, Bharti Airtel and Vodafone Idea) contributed 95.06% to the total broadband subscriber base.

(Note: * = as of December 2021)

Number of internet subscribers increasing at a fast pace

The total number of internet subscribers stood at 834.29 Mn as at September 2021, of which 24.47 Mn were wired internet subscribers and 809.82 Mn were wireless internet subscribers

- The number of internet subscribers in India expected to reach 900 Mn by 2025
- India is likely to have 350 Mn 5G subscribers by 2026
- India is likely to have 37– 40 Mn smart phone users supporting 5G by end 2022
- As per TRAI, average wireless data usage per wireless data subscriber stood at 14.6 GB per month in FY21, expected to reach 40 GB by FY26

Notable Trends

Some of the notable trends in India are highlighted below:

Green telecom: reducing carbon footprint of the telecom industry through lower energy consumption

Expansion to rural market: increase in rural density aimed by providing telephone facility (with Government subsidy support through USO fund) to over 62,443 uncovered villages in India

Emergence of BWA technologies: India expected to be the second–largest market in 5G services followed by China over the next 10 years

Internet of Things (IoT): IoT is the concept of electronically interconnected and integrated machines to help gathering and sharing data. 100 smart city projects have been planned by the Government where IoT is expected to play a vital role in development of those cities

Satellite–based Narrowband–IoT Network: Satellite–based NB–IoT (Narrowband–Internet of Things) for fishermen, farmers, construction, mining and logistics enterprises have also been planned by private Telcos

Continued Policy Support

Compensate consumers in case of call drop: TRAI directed Telcos to have a call–drop rate of not greater than 2% due to which call–drops in India continued to decrease

Standards of quality wireline and wireless services: Amendment to standards of quality of wireline (telephone service) and cellular mobile telephone services initiated by TRAI ensured effective compliance with the quality–of–service regulations aimed to protect the interests of the customers

FDI norms relaxed: Increase in FDI in telecom sector from 74% to 100% permitted for infrastructure providers offering dark fibre etc.

International Tie–ups: India and Japan signed a MoU to enhance cooperation in the field of Information and Communications Technologies in early 2021 whilst in October 2021, British satellite operator Inmarsat Holdings Ltd. announced that it received approval from the Government to sell high speed broadband to planes and shipping vessels in collaboration with BSNL

Financial support: In August 2021, DOT addressed financial stress of one of the Telcos to make it stay afloat; similarly, USOF is expected to continue to extend financial support to Telcos for providing services in the rural areas and encourage active infrastructure sharing among Telcos

Set up internet connections: DOT intends to set up over 1 Mn internet–enabled common service centres across India as per the National e–Governance Plan

Enhanced spectrum limit: The prescribed limit on spectrum is contemplated to be increased from 6.2 MHz to 2x8 MHz (paired spectrum) for GSM technology in all areas other than Delhi and Mumbai, where it is expected to be 2x10 MHz (paired spectrum). At the same time, telecom players may obtain additional frequency through spectrum auction subject to the limits prescribed in respect of merger of licenses

Make in India: The Government of India had already announced Phased Manufacturing Programme (PMP) to promote domestic production of mobile handsets. This initiative is expected to help in building a robust indigenous mobile manufacturing ecosystem in India and incentivise large scale manufacturing. Similarly, PLI scheme approved by the Govt. of India proposes production linked incentive to boost domestic manufacturing and attract large investments in mobile phone manufacturing and specified electronic components including Assembly, Testing, Marking and Packaging (ATMP) units

ii) Structure & business model of Telecom Infrastructure Industry (TowerCos)

Broadly the tower companies can be categorized into (i) operator owned tower companies; (ii) towers

owned by PSU operators and (iii) independent tower companies.

Telecom towers form the backbone of wireless networks and provide last mile connectivity to subscribers. Tower requirements usually depend on Network Coverage (which, in turn, depends upon geographical area, population density and spectrum bands) and Network Capacity i.e. maturity of wireless industry, cellular and data penetration and data usage per subscriber, quantum of spectrum and wireless data technology (whether it is 2G/3G/4G/5G) or IOT.

As the number of tenants on a tower increases, tower companies are able to generate incremental revenue and EBITDA. The key driver of tower revenue growth is tenancy. Apart from tenancies, revenue from TowerCos are also influenced by the pricing charged per tenant.

Operating cost components for the tower business are site rentals, repairs and maintenance, security charges, insurance and cost of outsourced resources. As major expense items are fixed in nature, cost for additional tenant is minimal. Hence, the tenancy ramp-up results in a significant percentage of incremental revenues, ROI and cash flow.

To gain market penetration and 4G Network expansion at optimal cost, Telcos continued to rent towers from TowerCos, thereby considerably reducing costs while allowing them to focus on their core. Renting towers from TowerCos enabled these Telcos to go to market within a short time.

iii) Key Developments

Spectrum Auction: The just-concluded 5G spectrum auctions are being touted as an all-round success. The provisional sale of airwaves not only fetched over ₹ 1.5 lakh crore for the government, but it also allowed telecom operators to gain 5G spectrum without bidding much higher than the reserve prices. The auction now sets the stage for the nationwide rollout of 5G services in the world's second-largest mobile market.

Government Support: In September 2021, the Government approved a crucial relief package for cash strapped telecom firms. Package includes a four year moratorium on payment of AGR and Spectrum Dues by telecom companies, option to pay interest amount arising due to the said deferment of payment by way of equity, rationalisation of AGR by exclusion of non-telecom revenue, rationalisation of bank guarantees, no Spectrum Usage Charges (SUC) for spectrum acquired for future spectrum auction as well as allowing 100% FDI through the automatic route.

Other significant developments

- FDI inflow in the telecom sector stood at US\$ 38.25 billion between April 2000 and December

2021, whilst during the same period, FDI inflow in the sector accounted for about 7 % share of the total FDI inflows in India

- Most large players see the PLI scheme in telecom and networking products as a growth opportunity. Global firms such as Ericsson, Nokia are eager to expand their operations in India, whilst other global companies such as Samsung, Cisco, Ciena and Foxconn have expressed interest to set up their manufacturing base in the country for telecom and networking products
- As of October 14, 2021, it was reported that 31 companies comprising 16 MSMEs and 15 Non-MSMEs (eight domestic and seven global companies) were approved under the Production-linked Incentive (PLI) Scheme of the Govt.
- In October 2021, it was reported that Dixon Technologies announced plans to invest ₹ 200 Crore (US\$ 26.69 Mn) under the telecom PLI scheme
- In January 2022, it was reported that Google made a US\$ 1 billion investments in Airtel through the India Digitization Fund

OPPORTUNITIES & THREATS

Opportunities

Several opportunities have become available as the Government fast-tracked reforms in the telecom sector which is expected to propel growth. They are briefly described as under:

Robust Demand

- In India, overall wireless internet data usage has increased by almost 7x from 4,200 petabytes in 2018 to 32,397 PB in 2021
- India being one of the biggest consumer of data usage worldwide with an average wireless data usage per subscriber stood at 14.1 GB per month in FY 20

Attractive Opportunities

- 5G subscribers in India expected to reach 350 Mn by 2026
- Digital India's Program where sectors such as healthcare, retail, etc. would be connected through internet
- PLI has already triggered entry of several global players for manufacturing mobile devices and components
- Skilled worker force of over 22 Mn would be needed in 5G and other technologies such as IoT, AI, Robotics and cloud computing

Policy Support

- Government of India approved ₹ 12,195 Crore (US\$ 1.65 Billion) PLI scheme for telecom and networking products under which 31 companies have been approved
- In October 2021, a 100% FDI scheme was announced for investments under the automatic route
- New 6G technology innovation group has been set by India for its development

Increased Investments

For FY 2021–22, the Government had allocated ₹ 14,200 Crore for telecom infrastructure including completion of optical fiber-based networks for defence, panchayats and improving mobile services in the far east. Additionally, in the budget for 2022–23, the Govt of India allocated ₹ 84,587 Crore (US\$ 11.11 Bn) to DOT out of which ₹ 54,150 Crore (US\$ 7.11 Bn) was towards capital expenditure.

Tower fiberisation:

Due to advent of new technologies like internet of things (IoT), artificial intelligence (AI), machine learning (ML), cloud and video consumption etc., data surge got accelerated. This would necessitate augmentation of capacity at the tower sites. In order to achieve such higher capacities to support new technologies, fibre needs to be deployed across all tower sites as traditional microwave will not be able to provide such high speeds. As per industry reports, additional sites will be required for 5G networks. The new sites will require network densification, including the deployment of small cells and increased fiberisation of tower sites.

Threats

Financial Stress of Telecom Sector: In September 2021, Government announced relief package for telecom sector. However despite positive developments in telecom sector, financial health of Telcos remains to be a key concern. Roll out of 5G services will require huge investment in infrastructure, which may lead to adverse impact on financial health of Telcos. Delays / defaults are already prevailing in payment of dues to Tower Companies.

Pricing risk due to renewals: Any unfavourable terms such as lower pricing upon renewal of agreements with Telcos are likely to have adverse impact on the cash flows of the Company.

Operator consolidation: Various developments in Indian Telecom sector during last few years including forced consolidation and exits have resulted in Telcos (regional and national) reducing from 18 to 4. Any further consolidation amongst Telcos can lead to material reduction in demand for additional sites.

Competition: Telcos have strategic interest in TowerCos. It is expected that these TowerCos will continue to get preference of new sites from such Telcos.

Spectrum sharing and carrier aggregation: If spectrum sharing is allowed in India, it may negatively impact the additional site requirements across Telcos

Traffic off-loading: Due to large traffic volumes expected in next 4 to 5 years, Telcos are expected to off load large amount of traffic onto micro sites, small cells and Wi Fi. This action may render lesser than expected growth in macro site tenancy.

COMPANY OPERATIONS

Shut down/exit of 12–14 telecom operators since 2011 resulted into loss of more than 65,000 tenancies and abandonment of more than 14,000 towers of the Company by such operators, making such towers unoccupied and loss of revenue towards the Infrastructure Provisioning Fees / Rental on such towers. In view of above, the rentals to landlords for those vacated sites remained unpaid due to non-payments from such discontinued telecom operators and non-cooperation from lenders. In addition to 1,171 sites which were dismantled by disgruntled landowners / miscreants during the year ending March 31, 2021, further 446 sites were dismantled till June 2022. Thus, total number of towers of the Company reduced to 25,592 as at June 30, 2022. Further, the number of tenants reduced to 23,475 as on March 31, 2022, as against 24,076 as on March 31, 2021.

The Company continued to judiciously invest capex for the upgradation of its network, which enabled it in maintaining network uptime and reduced SLA penalties at substantial sites. The Company is also earning SLA rewards as an indicator of services rendered above SLA threshold.

Customer engagement

Despite the tough market situation in the Telecom Industry, several measures and initiatives taken by the Company on a continuous basis helped in maintaining network uptime in most circles as well as rollout of new tenancies and upgrades, as per customers' needs. The Company ensured the same energy and delivery certainty as before to its customers despite the difficult market conditions and the same was well received and appreciated by the customers.

FUTURE OUTLOOK

The Company is of the view that even though the telecom tower companies (including itself) lost sizeable number of tenants over the past few years due to the consolidation of business by telcos and other factors, the Company looks forward to stabilise its operations by focussing on reducing cost on its non-radiating sites and adding capacities through incremental tenancies on towers. Considering the revival package approved by the Government of India for Telecom Sector, hike in mobile call and data tariffs by telecom operators and successful conclusion of 5G spectrum auction, the Company is optimistic about increased demand for its towers. The Company also continues to pursue contractual claims of approx. ₹ 153,166 Mn (as on June 30, 2022) from various operators in respect of premature exits by them in the lock in period. However, the future outlook also depends upon lenders' actions on cutting down / restructuring of debt to sustainable level based on ground realities and sustainable earnings. Without lenders' cooperation in restructuring existing debt to sustainable debt level and allocating more funds for expansion and capex, the Company is constrained heavily for business growth.

PhyGITALS

in Agriculture



DISCUSSIONS ON FINANCIAL PERFORMANCE WITH RESPECT TO OPERATIONS

The Financial Year ("FY") 21–22 is the fifteenth year of operations for the Company. The discussion and analysis of 'Results of Operations' and 'Balance Sheet' that follows are based upon the financial statements, which have been prepared in accordance with the Accounting Standards notified under the relevant provisions of the Indian Companies Act, 2013

as amended from time to time and adopted consistently by the Company and further based on guidelines issued by the Securities and Exchange Board of India (SEBI), to the extent applicable.

Segment wise reporting

The Company is in the business of providing 'Telecom Towers' on shared basis and as such there are no separate reportable segments. The Company's operations are only in India.

Summary of Financials (In Mn)

Particulars	FY 21–22		FY 20–21	
	₹	US\$	₹	US\$
Revenue from operations	14,627	194	14,097	187
Less:				
Infrastructure Operation & Maintenance Cost	8,808	117	8,710	115
Employee benefit expenses	621	8	614	8
Other expenses	941	12	2,192	29
Ind AS and other Adjustments (net) [Refer Note 18.2]	1,922	25	395	5
Total Costs	12,292	163	11,911	158
Normalized EBITDA [Refer Note 1]	2,335	31	2,185	29
Normalized EBITDA %	16%	16%	16%	16%

1. Normalized EBITDA is calculated after considering all costs related to operations but excludes Ind AS impact on P&L items, foreign exchange difference, Loss on Dismantling/Sale/Retirement of Fixed Assets (Net), other one-time expenses / revenue, non-operational expenses / other income, etc. Figures for the previous financial year have been regrouped / rearranged wherever necessary to make them comparable with that of FY 21–22.
2. Ind AS 116 impact on Rentals: The nature of expenses in respect of non-cancellable operating lease has changed from lease rent to depreciation and finance costs for the Right Of Use assets and lease liabilities respectively. This has resulted in increase in depreciation and amortization expense of ₹ 1,137 Mn, (FY 20–21 ₹ 1,157 Mn), finance costs of ₹ 649 Mn (FY 20–21 ₹ 616 Mn) and decrease in infrastructure operations and maintenance cost of ₹ 1,519 Mn (FY 20–21 ₹ 1,520) and decrease in other expenses of ₹ 25 Mn (FY 20–21 ₹ 21 Mn) for the Year ended March 31, 2022. Please refer Note no. 3 and 37 in the financial statements for further details.

Tower Count Vs Financial & Operational Performance

Impact of Industry Consolidation and Exits:

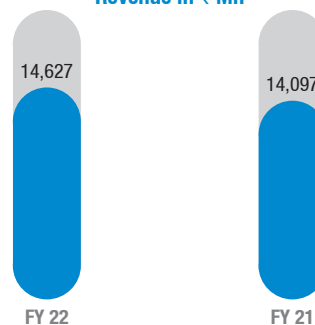
The Company has from time to time informed about various developments in Indian Telecom Sector, which were beyond the control of the Company and the management. These developments continued to impact tenancies and revenue of the Company. On one hand, reduction in tenancies resulted in making more than 14,000 tower sites unoccupied and on other hand, the Company was saddled with substantial costs and liabilities including rents, vendors' claims, taxes and other dues on such unoccupied towers without any revenue. Additionally, lenders' inaction to reduce debt to sustainable level and to resolve issues related to unpaid liabilities on unoccupied towers further impacted the Company's efforts to tide over this situation.

However, the Company believes that the revival package approved by the Government of India for Telecom Sector, hike in mobile call & data tariffs by telecom operators and successful conclusion of 5G spectrum auction will fetch increased demand for its towers and thereby increase in the revenue and EBITDA levels

Revenue from Operations

The Company's revenue from operations has increased from ₹ 14,097 Mn (US\$ 187 Mn) in FY 20–21 to ₹ 14,627 Mn (US\$ 194 Mn) in FY 21–22. Lower than expected growth is mainly on account of consolidation by Telcos, exits of 3G technology tenancies and tenancy exits due to uncertainty of payments by one of the existing customer.

Revenue in ₹ Mn



Occupied Towers, Tenants and Tenancy Ratio

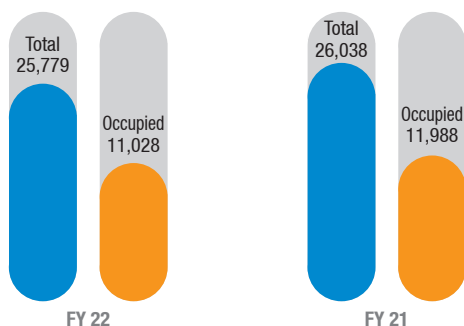
The Company owns 25,779 towers out of which 11,028 were occupied with 23,475 radiating tenants having a tenancy ratio of 2.1 on occupied towers as of March 31, 2022.

Whereas as on March 31, 2021, 11,988 towers were occupied with 24,076 radiating tenants having a tenancy ratio of 2.0 on occupied towers.

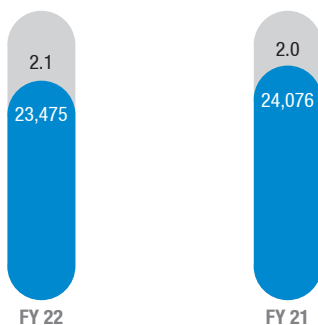
During the year the Company added 973 new tenants. However, the Company lost 1,574 tenants which includes sites which were issued termination notice by the Company on account of non-payment and unsustainability, 3G technology exits by the operators etc. As on March 31, 2022 the tenancy count stood at 23,475 tenants.

Shut down/exit of 14 telecom customers over the period of time resulted into abandonment of more than 14,000 towers of the Company by them, making such towers unoccupied and loss of revenue towards the Infrastructure Provisioning Fees/Rental/Property Tax on such towers in respect of which the Company continues to pursue contractual claims of approx. ₹ 153,018 Mn from various customers. In view of above, the rental to landlords, vendors' claims, taxes and other dues related to unoccupied towers remained unpaid due to non-cooperation from discontinued telecom operators and lenders. During the year ended March 31, 2022, disgruntled landlords /unknown miscreants dismantled 259 sites. The Company continues to pursue its insurance claims and appropriate actions against the landlords/unknown miscreants including intimation to police.

Tower Count



Tenancy and Tenancy Ratio



Other Income includes interest income, profit on sale / fair value gain on current investments, extinguishment of liability, miscellaneous income etc.

The other income of the Company stood at ₹ 142 Mn (US\$ 2 Mn) in FY 21–22 as compared to ₹ 392 Mn (US\$ 5 Mn) in FY 20–21.

Operating Expenses

Infrastructure Operations & Maintenance Cost (net of recovery) – Infra O&M cost

The Infra O&M cost consists of rentals for cell site premises, cell site security costs, power & fuel expenses, cell sites operations & maintenance costs, annual maintenance charges for network assets such as diesel generators, air conditioners, battery banks, towers etc. Out of the above, major costs such as rent, power and fuel are substantially recoverable from customers as per respective contractual terms.

₹ Mn

Infrastructure Operations & Maintenance Cost	FY 21–22	FY 20–21
Site rental (net)	2,379	2,418
Power, fuel & maintenance charges (net)	1,329	1,136
Repairs & maintenance to plant and equipments	134	266
Stores & spares consumption	3	3
Other operating expenditure	450	574
Total	4,295	4,397

The figures mentioned above for site rental and power, fuel & maintenance charges are net of recovery from customers and excluding Ind AS impact.

The Infra O&M cost (net of recovery) of the Company reduced from ₹ 4,397 Mn (US\$ 58 Mn) for FY 20–21 to ₹ 4,295 Mn (US\$ 57 Mn) for FY 21–22.

- Site Rental:** Decrease in site rental cost by 1.6% during the year is mainly on account of dismantle of towers during the FY 21–22.
- Power, Fuel & Maintenance (net):** Cost optimization initiatives of the Company have resulted in reduction in Power, fuel and maintenance cost for FY 21–22 compared to FY 20–21 after excluding exceptional provisions related to un-occupied sites. Power, Fuel & Maintenance cost for FY 21–22 stood at ₹ 1,329 Mn (US\$ 18 Mn) against ₹ 1,136 Mn (US\$ 15 Mn) for FY 20–21.
- Repairs & Maintenance:** Repairs & Maintenance decreased to ₹ 134 Mn (US\$ 2 Mn) during FY 21–22 against ₹ 266 Mn (US\$ 4 Mn) during FY 20–21. The decrease is a result of cost optimization initiatives of the company.

4. **Other operating expenditure:** Other operating expenses mainly consist of cost incurred on care taking of sites. Other operating expenditure stood reduced to ₹ 450 Mn (US\$ 6 Mn) during FY 21–22 from ₹ 574 Mn (US\$ 8 Mn) for FY 20–21 as a result of company's cost optimization initiatives.

Network Uptime & SLA:

The Company continues to offer best possible services to its customers and it has been able to maintain network uptime at around 99.90% as per SLAs under normal conditions in major circles. The Company undertook several initiatives to further improve the network uptime under difficult terrains and situations and continues to invest in capex and opex for desired results.

CAPEX

During the year, the Company continued to judiciously invest capex for the up gradation of its network. This resulted in maintaining network uptime and reduced SLA penalties at substantial sites. Various projects were undertaken by deploying CAPEX not only at chronic SLA defaulting sites but also at business critical customer's sites. As a part of Company's going forward priorities of being committed towards supporting our customers and governments efforts as an essential service provider, the Company plans to invest ~ ₹ 1,000 Mn during FY 21–22 towards network up gradation & revenue protection subject to approval from lenders.

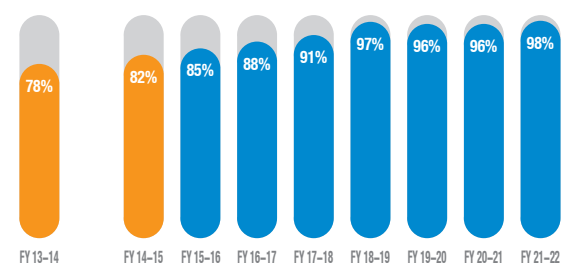
In addition to the above, the Company needs following capex investment subject to approval from lenders and availability of required cash flows.

1. Approximately ₹ 2,250 Mn towards replacement capex related to end of life equipments for revenue protection
2. Approximately ₹ 820 Mn with regard to network upgradation and capacity building for accommodating expected 5G technology tenancies mapped till date.

Electrification and Diesel Free Sites

Total Electricity (EB) connected occupied site count stood at 98% as of March 31, 2022.

EB sites as % of occupied towers



The number of operational 'Diesel Free Sites' on the entire portfolio are 2,246 as of March 31, 2022.

Employee Benefits Expense

The 'Employee Benefits Expense' includes salaries, allowances, bonuses, incentives contribution to provident fund, gratuity fund and other funds besides employee welfare and related expenses.

Employee Benefit Expenses	FY 21–22	FY 20–21
In ₹ Mn	621	614
In US\$ Mn	8	8
Expenses as % of Revenue	4%	4%

The Company's employee benefits expenses stood at ₹ 621 Mn (US\$ 8 Mn) for FY 21–22.

Other Expenses

This mainly comprises of admin costs such as legal & professional fees, rentals of office/warehouse, travel, Loss on Dismantling/Sale/Retirement of Fixed Assets (Net), conveyance, insurance premium and audit fees, etc.

Other Expenses	FY 21–22		FY 20–21	
	₹ Mn	US\$	₹ Mn	US\$
Total Other Expenses	941	12	2,192	29
Less: One Time & Other Adjustments	(198)	(3)	(1,561)	(21)
Total Other Expenses (Normalized)	743	10	631	8
Other Expenses (Normalized) as of % of revenue	5%	5%	4%	4%

The above figure of One-time and Other Adjustments comprises of Loss on Dismantling/Sale/Retirement of Fixed Assets (Net), Ind AS impact and bank charges, etc.

Shut down/exit of 14 telecom customers over the period of time resulted into abandonment of more than 14,000 towers of the Company by them, making such towers unoccupied and loss of revenue towards the Infrastructure Provisioning Fees/Rental/Property Tax on such towers in respect of which the company continues to pursue contractual claims of approx. ₹ 1,53,018 Mn from various customers. In view of above, the rentals to landlords, vendors' claim, taxes and other dues related to unoccupied towers remained unpaid. During the year ended March 31, 2022, disgruntled landowners / unknown miscreants dismantled 259 (1,171 sites during the year ended March 31, 2021) out of the above unoccupied sites. This has resulted into a loss (net) of ₹ 318 Mn for the year ended March 31, 2022 (₹ 1,631 Mn for the year ended March 31, 2021) which is included in other

expenses. The Company continues to pursue its insurance claims and appropriate actions against the landlords/ unknown miscreants including intimidation to police.

Earnings before Interest, Taxes, Depreciation and Amortisation (Normalized EBITDA)

Financial Year	FY 21–22	FY 2021
In ₹ Mn	2,335	2,185
In US\$ Mn	31	29

On account of cost optimization plan put in place during FY 21–22, the Company was able to improve its normalized EBITDA for FY 21–22 at ₹ 2,335 Mn (US\$ 31 Mn) as compared to FY 20–21 at ₹ 2,185 Mn (US\$ 29 Mn). Normalized EBITDA is calculated after considering provisions towards unpaid rent on unoccupied sites.

Depreciation and Amortization expenses

Depreciation and Amortization for FY 2021–22 was ₹ 5,032 Mn (US\$ 67 Mn) as compared to ₹ 5,472 Mn (US\$ 72 Mn) for FY 2020–21.

Exceptional Items

The Company, in accordance with the Indian Accounting Standard (Ind AS 36) 'Impairment of Assets', performed an impairment test based on current expectations of the impact of recent developments in telecom Sector on projected cash flows in tower business. The Carrying value of these assets exceeds its value in use and accordingly an impairment loss of Building 61 Mn (US\$ 0.81 Mn) and Plant & Equipments ₹ 6,574 Mn (US\$ 87 Mn) has been recognized for the year ended March 31, 2022 and the same has been disclosed as exceptional item [previous year Building ₹ 37 Mn (US\$ 0.49 Mn) and Plant & Equipments ₹ 3,652 Mn (US\$ 48 Mn)].

Balances written off (Net) and Provision for Trade Receivables and Advances

Balances written off (net), Investments written off (net) and Provision for Trade Receivables and Advances at the year ended March 31, 2022 stood at ₹ 116 Mn (US\$ 2 Mn) as against ₹ 43 Mn (US\$ 1 Mn) for the year 20–21. This increase is mainly on account of provisions made during the year towards trade receivable.

Exchange Differences (Net)

Exchange difference for the FY 21–22 is at a loss of ₹ 24 Mn (US\$ 0.32 Mn) as against gain of ₹ 155 Mn (US\$ 2 Mn) in FY 20–21 mainly represented by measurement of FCCBs as of reporting date at the prevailing exchange rates.

Finance Costs

Finance costs comprises of interest expenses, finance cost on Lease Liability as per Ind AS 116 and Exchange difference as an adjustment to borrowing cost. Finance costs for FY 21–22 stood at ₹ 7,339 Mn (US\$ 97 Mn) as compared to ₹ 6,631 Mn (US\$ 88 Mn) in FY 20–21.

BALANCE SHEET ITEMS

Fixed Assets

The carrying amount of these assets comprising of Property, Plant and Equipment, Intangible Assets, Right of Use Assets and Investment Property as on March 31, 2022 stood at ₹ 45,562 Mn (US\$ 603 Mn) compared to ₹ 55,421 Mn (US\$ 733 Mn) as of March 31, 2021.

The Company, in accordance with the Indian Accounting Standard (Ind AS 36) 'Impairment of Assets', performed an impairment test based on current expectations of the impact of recent developments in telecom Sector on projected cash flows in tower business. The Carrying cost of these assets exceeds its value in use and accordingly impairment loss of ₹ 6,635 Mn (US\$ 88 Mn) has been recognized for the year ended March 31, 2022 and the same has been disclosed under exceptional items. The Company continues to pursue contractual claims of approximately ₹ 153,018 Mn (US\$ 2025 Mn) arising out these developments.

Other Non–Current Assets

Other non–current assets of the Company stood at ₹ 1,929 Mn (US\$ 26 Mn) as on March 31, 2022 as compared to ₹ 1,256 Mn (US\$ 17 Mn) as on March 31, 2021. The non–current assets primarily consist of site related electricity and rent deposits, capex advance, tax assets etc.

Equity

Equity Share Capital

The paid up equity share capital of the Company stood at ₹ 126,233 Mn (US\$ 1,670 Mn) as on March 31, 2022 compared to ₹ 124,966 Mn (US\$ 1,653 Mn) as on March 31, 2021.

Particulars	₹ Mn	US\$ Mn
Other Equity as on March 31, 2021	(137,837)	(1,824)
Add: Total Comprehensive Income for the year	(15,852)	(210)
Other Equity as on March 31, 2022	(153,689)	(2,033)

Borrowings:

Particulars	March 31, 2022		March 31, 2021	
	₹ Mn	US\$ Mn	₹ Mn	US\$ Mn
Secured debt				
Rupee term loans:				
Banks, Financial Institutions & Asset Reconstruction Trust	40,662	538	40,662	538
Less: Amount debited by IDBI Trusteeship Services Limited (on behalf of lenders)*	(6,360)	(84)	(3,560)	(47)
Less: Sale of Pledged Shares	(139)	(2)	–	–
Total	34,163	452	37,102	491
Foreign currency loans:				
Financial institutions	632	8	646	9
Total Secured loans	34,795	460	37,748	500
Unsecured loans:				
FCCB [^]	4,441	59	4,341	57
Interest accrued— due and not due	22,181	293	15,456	204
Total Borrowings	61,417	812	57,545	761
Ind AS Impact [^]	1,062	14	1,368	18
Total	62,479	826	58,913	779

Note:

* In the absence of restructuring and clarity from lenders, the same has been debited to secured debt account.

[^] Movement in FCCB liability is primarily on account of reduction due to conversion of 457 series B2 bonds into Equity Shares during the year and increase due to exchange difference.

Ind AS impact in borrowings is separately shown in the abovementioned table for better understanding. However, these line items are reported along with Ind AS impact in financial statements in the respective note.

The borrowings (including current maturities and interests) of the Company as on March 31, 2022 stood at ₹ 62,479 Mn (US\$ 826 Mn) as against ₹ 58,913 Mn (US\$ 779 Mn) as at March 31, 2021. It comprises of rupee term loans, foreign currency term loans and FCCBs. These borrowings are measured at amortized costs on the reporting date in terms of relevant Ind AS requirements.

As of March 31, 2022, 79.34% of Indian Rupee Debt of ₹ 32,262 Mn (US\$ 427 Mn) were assigned in favour of Edelweiss Asset Reconstruction Company (“EARC”) acting in its capacity as Trustee of EARC Trust–SC 338 vide assignment agreement executed in favour of EARC.

One of the remaining secured lenders, allegedly claiming ₹ 6,464 Mn (US\$ 86 Mn) has filed proceedings before the National Company Law Tribunal (the “NCLT”) under

Insolvency and Bankruptcy Code 2016 which has not been admitted so far.

The Company is now awaiting directions from the lenders/ Courts on the way forward, which may include pursuing of the proceedings before the National Company Law Tribunal under Insolvency and Bankruptcy Code, 2016.

IDBI Trusteeship Services Limited (ITSL) at the behest of lenders has, without the consent of the Company, debited a total amount of ₹ 3,560 Mn (US\$ 47 Mn) and ₹ 2,800 Mn (US\$ 37 Mn) from the TRA account during FY 2020–21 and FY 2021–22 respectively aggregating to ₹ 6,360 Mn (US\$ 84 Mn) as on March 31, 2022. They have further debited a sum of ₹ 1,550 Mn (US\$ 21 Mn) till August 31, 2022 post March 31, 2022. In the absence of information and Company's consent for such debits, the Company has provided the interest on borrowings after adjusting this amount in principal.

Meanwhile ITSL, Security Trustee, on the instruction of lenders of the Company has invoked pledge on 2,85,00,000 equity shares of GTL Limited, pledged by promoter group company and transferred the said shares to their account. As on March 31, 2022, recovery from sale of the 1,05,19,307 equity shares amounting to ₹ 139 Mn (US\$ 2 Mn) is reduced from the Lenders' outstanding amount and considered as other equity towards contribution of promoter group company considering invocation of their pledged shares by the lenders.

As per the arrangements with the Lenders, the Company is required to comply with certain covenants and non-compliance with these covenants may give rights to the lenders to demand Repayment of the loans. Considering alleged claims of lenders and to comply with the requirement of Ind AS-1 "Presentation of Financial Statement", the Company has classified Non-Current borrowings as Current Financial liability as an abundant precaution, which was classified for the first time in the Balance Sheet as at March 31, 2019.

The Company received notices of recall of loans from EARC and IDBI Bank claiming alleged default of ₹ 38,226 Mn (US\$ 506 Mn) and ₹ 2010 Mn (US\$ 27 Mn) respectively in terms of Master Restructuring Agreement dated

December 31, 2011 during financial year 2020-21. The Company has strongly refuted the claims and responded to said notices appropriately. Thus, in absence of directions from lenders as stated above, the Company continues to mention terms of repayment (Refer note No 18.3) and amount of Overdue (Refer note no. 18.4) as on March 31, 2022 in terms of and in accordance with the payment schedule, terms and conditions of Strategic Debt Restructuring Scheme as approved by then lenders.

Other Non-Current Liabilities

The non-current Liabilities of the Company stood at ₹ 6,580 Mn (US\$ 87 Mn) as of March 31, 2022 as compared to ₹ 6,334 Mn (US\$ 84 Mn) as on March 31, 2021. The non-current Liabilities primarily consist of lease liabilities, provisions related to assets retirement obligation, deposits received from customers etc.

Current Assets

The current assets of the Company stood at ₹ 8,055 Mn (US\$ 107 Mn) as of March 31, 2022 as compared to ₹ 7,791 Mn (US\$ 103 Mn) as on March 31, 2021. The current assets primarily consist of trade receivables, cash and cash equivalents, opex advances, deposits, balance with government authorities, unbilled income, tax etc.

Current Assets	March 31, 2022		March 31, 2021	
	₹ Mn	US\$ Mn	₹ Mn	US\$ Mn
Inventories	47	1	37	0
Investments	653	9	631	8
Trade receivables	865	11	1,054	14
Cash & cash equivalents(note)	4,888	65	4,369	58
Other bank balances	11	0	21	0
Loans	156	2	225	3
Unbilled Income	635	8	562	7
Others	801	11	893	12
Total	8,056	107	7,792	103

Note: Please refer note 11 of the financial statements for further details

Current Liabilities

The current liabilities of the Company were ₹ 13,942 Mn (US\$ 184 Mn) as on March 31, 2022 as compared to ₹ 12,091 Mn (US\$ 160 Mn) as at March 31, 2021. These

Liabilities primarily consist of provision towards arbitration claim raised by GTL (net), lease liabilities, statutory dues, Assets retirement obligation (ARO) and operational provisions toward site rent, site EB etc.

Current Liabilities	March 31, 2022		March 31, 2021	
	₹ Mn	US\$ Mn	₹ Mn	US\$ Mn
Trade payables & creditors for capital goods	307	4	207	3
Lease liabilities	2,800	37	2,173	29
Deposits from customers	1,079	14	780	10
Advance Revenue	29	0	61	1
Operational incl. long term provisions etc.	8,923	118	8,096	107
Others incl. statutory dues etc.	804	11	774	10
Total	13,942	184	12,091	160

Borrowings, though disclosed under Other Current Financial Liabilities in Balance Sheet for the reasons specified therein, are not considered in the above mentioned analysis but duly covered under the heading borrowings above

Significant Changes in Key Financial Ratios

Particulars	March 31, 2022	March 31, 2021	% Variance	Reason for variance
a) Current ratio	0.11	0.11	(6)%	
b) Debt–Equity ratio	(2.28)	(4.58)	(50)%	Reduction in other equity due to rise in loss for the year.
c) Debt service coverage ratio	0.20	0.20	(1)%	
d) Return on equity ratio	(0.73)	(1.72)	(57)%	Reduction in other equity due to rise in loss for the year.
e) Inventory turnover ratio	NA	NA	NA	
f) Trade receivables turnover ratio	9.39	8.96	5%	
g) Trade payables turnover ratio	1.69	2.17	(22)%	
h) Net capital turnover ratio	(0.22)	(0.23)	(2)%	
i) Net profit ratio	(101)%	(90)%	12%	
j) Return on capital employed	(21)%	(13)%	60%	Reduction in other equity due to rise in loss for the year and increase in Interest cost
k) Return on investment	3%	5%	(28)%	Change in NAV & Interest rate

PhyGITALS

in Fashion & Retail



DEBT RESOLUTION PLAN

Telecom Sector Developments post CDR

As reported from time to time, due to slowdown in telecom sector since 2010–11 coupled with constant increase in interest rates affecting profitability of entire telecom sector, the Company had undertaken Corporate Debt Restructuring (CDR) exercise under the aegis of CDR mechanism in July 2011. Post implementation of the CDR package, the telecom sector continued to be under relentless stress, which had material adverse impact on the achievement of the Company's CDR projections. Some of the adverse developments, which were beyond the management control have been enumerated below:

- Decision of cancellation of 122 2G licenses upheld by the Hon'ble Supreme Court;
- Aircel default on commitment of additional 20,000 tenancies;
- Vodafone Tax Litigation;
- Slower 3G & BWA growth;
- Freeze on substantial expansion by telecom operators;
- Lack of deployment of capex for modernization and replacement

As a result, in 2016 the lenders of the Company invoked Scheme of Strategic Debt Restructuring (SDR) as per guidelines issued by the Reserve Bank of India. The Company fully cooperated with the lenders in SDR implementation. The Company also complied with the stipulations under SDR including that of merger of Chennai Network Infrastructure Limited with the Company and steps taken towards induction of new investor. Since CDR, the Company paid around ₹ 70,000 Mn towards debt servicing in terms of CDR and SDR till August 2018.

Telecom Sector Development post SDR

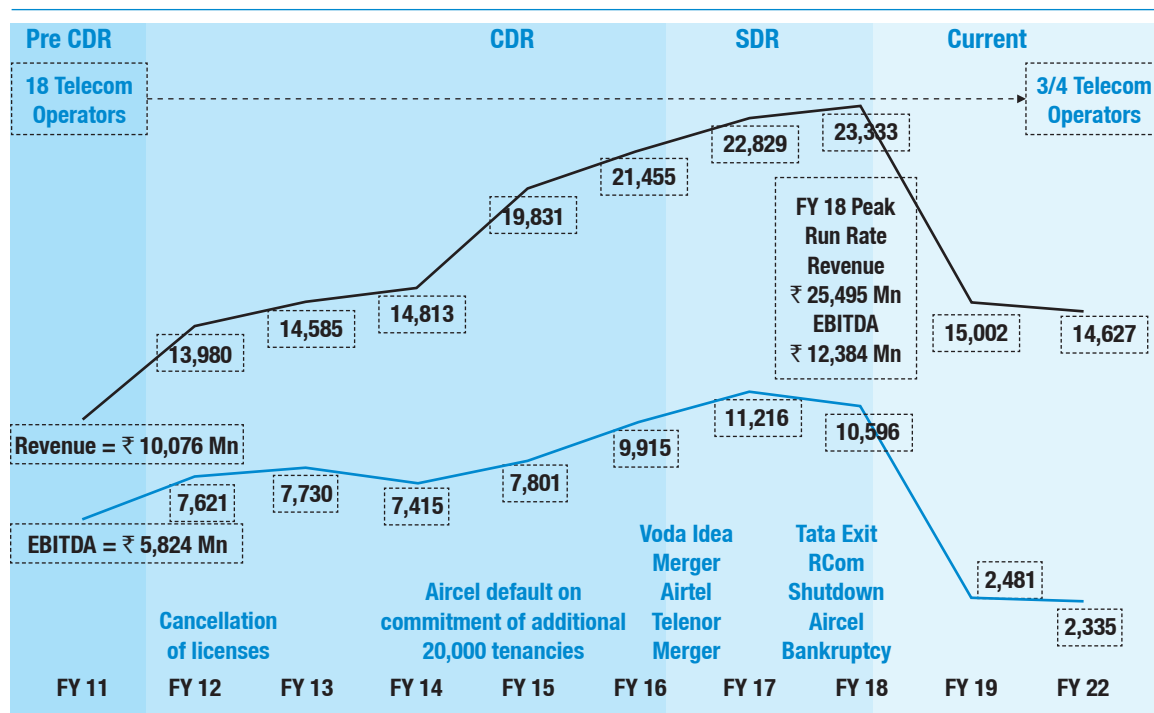
However, various extraneous developments in telecom sector subsequently such as (i) aggressive pricing by Telcos; (ii) reduction in interconnect usage charges and (iii) increasing unsustainable levels of debts of existing Telcos, impacted the profitability/cash flow of all participants in the sector making it unsustainable to remain viable and/or continue operations as evidenced through series of events / announcements listed below:

- Aircel Group's admission to National Company Law Tribunal (NCLT) under Insolvency & Bankruptcy Code (IBC) in 2018;
- Reliance Communication Limited (RCom) decision to shut down wireless business and subsequent filing of insolvency petition with NCLT under IBC in 2017;
- Sale of Sistema Shyam Teleservices Limited (SSTL) to RCom and consequent merger of both in 2017;
- Tata Group's decision to exit telecom business and consequent merger of Bharti Airtel Limited (Bharti Airtel) and Tata Teleservices Limited (TTSL) 2017;
- Vodafone India Limited (Vodafone) and Idea Cellular Limited (Idea) merger in 2018;
- Bharti Airtel and Telenor (India) Communication Private Limited (Telenor) merger in 2017

All of these factors, which were beyond the control of the management, have had a material adverse effect on the Company and its future business prospects. The following table depicts number of tenancy loss faced by the Company over the last 11–12 years, despite having long term binding contracts with the telecom operators:

Sr. No.	Events of Tenancy Loss	No. of Tenancy	Period	Comments
1.	Cancellation of 2G licenses	4,319	Upto December 2017	Supreme Court Judgement on cancellation of 122 2G telecom licenses
2.	Slower 3G/BWA growth	4,750	Since FY 2012–13	Industry slowdown following the Supreme Court verdict
3.	Operator scale back due to auction	3,500		
4.	Aircel default on commitment of additional 20,000 tenancies	15,200	May 2014	Legal and financial issues
5.	RCom shutdown of wireless business	1,386	August & September 2017	Unsustainable business due to competition
6.	TATA exit from wireless business	2,910	Since May 2017	
7.	Merger of Vodafone – Idea	3,227	Since April 2018	Forced industry consolidation due to competition
8.	Consolidation: Airtel–Telenor	1,395	During FY 2018–19	
9.	Aircel filing of bankruptcy	23,727	January 2018	Unsustainable business due to competition
10.	BSNL exits due to uncertainty of collection	1,767	Since FY 2018–19	Forced industry consolidation due to competition
11	Exit during business course with various reasons	3,218	Since April 2013	
	Aggregate tenancy loss from 2012 to 2022	65,399		

The graph below clearly highlights the impact of aforementioned events and consequent tenancy loss on revenue and EBITDA of the Company



Note: Fall in EBITDA margin in FY19 on account of accruing cost on unoccupied towers

Revenue in ₹ Mn

EBITDA in ₹ Mn

Further, these developments resulted in Company pursuing for its contractual claims of more than ₹ 150,000 Mn from such telecom operators in respect of premature exits by them in the lock-in period.

Thus, these extraneous developments in telecom sector especially during the last 5–6 years, once again unavoidably pushed the Company to a position from where it will require to again rebuild itself and also to realign its overall debt (including unsecured foreign currency bonds) to sustainable level with revised cash flows.

Assignment of Debt to ARC

By its circular dated February 12, 2018, the Reserve Bank of India withdrew and repealed the CDR and SDR guidelines. Although the Company was regular and current in its interest and principal payments to lenders as per SDR terms, purely on technical grounds as per RBI's circular dated February 12, 2018, certain lenders, in our view wrongly, downgraded the account.

Post these various adverse developments in telecom sector, the Company had proactively presented a resolution plan on April 27, 2018 (with an intent to maximize recovery of dues and to protect the equity exposure of the lenders) to the lenders who constituted a significant majority of the outstanding debt of the Company.

However, the lenders had elected to pursue sale of their debt to an Asset Reconstruction Company (ARC). Edelweiss Asset Reconstruction Company Limited, acting as a trustee on behalf

of EARC – Trust SC 338 (“EARC”), emerged as the highest bidder in July, 2018 under a Swiss auction process independently run by the lenders. Till date 79.34% of the Indian Rupee Lenders have assigned their respective rights, title and interest in the financial assistance granted to the Company in favour of EARC.

In the meantime, one of the secured lenders alleged claiming ₹ 6,464 Mn has filed proceedings before the National Company Law Tribunal under Insolvency and Bankruptcy Code 2016, which has not been admitted so far.

Resolution Plan under Prudential Framework

In accordance with the revised guidelines, the Company has also presented a multiple Resolution Plans starting from July 2019 for consideration of lenders' consortium updating such plans from time to time after taking into account various developments in telecom sector. The Company also tried to address following important issues through its proposed Resolution Plan

A) GTL's claim

One of the critical components for success of the proposed Resolution Plan and subsequent updated Resolution Plans submitted by Company was insourcing of the OME contract from GTL Limited (“GTL”) into the Company at a fair value. Such insourcing would result into significant savings to the Company and support servicing of proposed sustainable debt as per the Resolution Plan.

With reference to the claim of GTL related to OME, an interim arbitration award was passed in favor of GTL on December 17, 2019 wherein the Company was directed to pay ₹ 4,400 Mn to GTL. Given the discussions of insourcing of OME with EARC Consortium and submissions of GTL of their negotiated settlement with its lenders before end March 2020, the Company entered into a settlement agreement with GTL in March 2020 (which was always subject to consent of respective lenders) for settlement of all claims of GTL on the Company and also insourcing of OME into the Company (which could have given full control over critical element of the network operations). However in April 2020 despite the interim arbitral award and High Court order, the lender consortium refused to approve the settlement agreement terms. However, this action of lenders jeopardized the proposed Resolution Plan submitted by the Company.

B) Landlord's / Vendor's claims:

As a result of various developments in telecom sector and its impact on the operations of the Company as explained above, the various operators / customers of the Company abandoned tower sites of the Company making more than 14,000 towers sites unoccupied, which is more than 50% of the total tower portfolio. These discontinuing operators did not make any payment of their contractual dues to the Company, including rent payable to landlords, taxes such as property tax, NA tax, local body tax, employees' dues and vendors' claims etc., many of which are pass through payments for the Company. As a result, the Company was saddled with substantial costs and liabilities including rents, vendors' claims, taxes and other dues on such unoccupied towers without any revenue. Due to non-payment of rent, many of the landowners blocked access to our Company's employees to the sites and resorted to dismantling of towers. Additionally, many of disgruntled suppliers resorted to vandalize network of the Company for non-payment of their dues. The Company had attempted to salvage unoccupied tower sites and accordingly resolution plans submitted by the Company included payment of rent to landlords, settlement to vendors and employees.

However, despite acknowledging the need for debt restructuring in JLF held in July 2019, neither the Inter Creditor Agreement is executed nor have the lenders engaged in any meaningful discussions to arrive at mutually acceptable and viable resolution plan to stabilize and grow the Company, including resolving aforementioned issues. The lenders rather chose to appropriate ₹ 7,910 Mn till date without addressing issues of unpaid liabilities towards unoccupied towers. Additionally, IDBI Trusteeship Services Limited (at behest of lenders) invoked pledge on 2,85,00,000 equity shares of GTL Limited, pledged by promoter company and realized ₹ 340 Mn till date.

Recovery for lenders

Despite aforementioned extraneous developments in telecom sector, adversely affecting the Company, since 2010 the Company including erstwhile Chennai Network Infrastructure Limited has repaid over ₹ 168,500 Mn towards debt servicing in cash and equity conversion to its lenders, details of which are as follows:

Amount in ₹ Mn

Financial Year	Principal Payment	Interest Payment	Conversion into Equity	Sale of Pledged Shares	Total Re-payment
2010-11	3,683	9,974	—	—	13,657
2011-12	2,052	5,718	24,781	—	32,551
2012-13	777	2,083	8,291	—	11,151
2013-14	1,199	8,015	1	—	9,215
2014-15	1,337	9,072	183	—	10,593
2015-16	1,953	8,975	112	—	11,040
2016-17	583	9,278	1,237	—	11,098
2017-18	—	4,449	48,853	—	53,303
2018-19	752	1,960	1,938	—	4,650
2019-20	—	—	—	—	—
2020-21	3,560	—	1,775	—	5,335
2021-22	2,800	—	1,267	139	4,206
2022-23	1,550	—	—	201	1,751
Total	20,247	59,523	88,439	340	168,549

Note: This does not include amount paid to the tune of 18,680 Mn by EARC to PSU lenders under assignment agreement.

Failure to ensure timely restructuring

In terms of the Securitisation Companies and Reconstruction Companies (Reserve Bank) Guidelines and Directions, 2003 (vide Notification No. DNBS.2/CGM (CSM)-2003 dated April 23, 2003), as amended from time to time, the securitization company (SC) / reconstruction company (RC) should mandatorily assess sustainable debt on the basis of evaluation of detailed business plan with projected level of operation, which can be serviced by the Company and also complete the resolution within the planning period (i.e. 6 months). Further, SCs / RCs are permitted to convert a part of residual unsustainable debt into equity of the borrower company as a measure of asset reconstruction provided their shareholding does not exceed 26% of the post converted equity of the company under reconstruction. Further, in terms of the RBI Guidelines on Sale of Stressed Assets (DBR.No.BP.9/21.04.048/2016-17 Circular dated September 1, 2016), banks are permitted to sell their stressed assets to SCs/RCs. The said guidelines also provides for price discovery and valuation exercise to be undertaken to ensure banks do not sell at a low price. Thus, there is implied assumption that the fair value or base for resolving the debt to sustainable levels would be the bid value, which in this case is ₹ 24,000 Mn.

However, lead lender's following demands are against the aforesaid mandate issued by RBI, thereby keeping the Company in perpetual default:

- a) Gross debt level (secured and unsecured) of ₹ 57,000 Mn against ₹ 24,000 Mn valued by EARC at the time of assignment
- b) Conversion of ₹ 5,000 Mn debt into at least 76% equity stake
- c) Interest servicing rates of 12% p.a. against current rate of around 8–9% p.a. prevailing for infrastructure sector.
- d) Annual interest servicing demand of ₹ 4,440 Mn as against annualized EBITDA run–rate of ₹ 2,335 Mn and total debt at more than 20 times of the annualized EBITDA run–rate.

At the time of the sale to EARC, then lenders had categorically decided not to sell equity shares as lenders were of the view that “upon revival of the company, equity upside is expected, which results in better equity value for the equity held by the lenders” (Note circulated by Union Bank of India – July 2018).

Thus, the Company believes that lenders need to restructure the debt in time bound manner after completing TEV study as per RBI guidelines.

RISK MANAGEMENT

This report, prepared in accordance with Regulation 34(3) of SEBI (Listing Obligations and Disclosure Requirements) Regulations, 2015, provides an overview of key strategic risks, the Company's risk control framework and its approach to risk management.

Shareholders and other readers are cautioned that the risks outlined here are not exhaustive and are for information purpose only. New risks and uncertainties arise from time to time and it is impossible for us to predict these events or how they affect us.

Introduction – Objectives & Approach

The Company conducts Risk Management activities covering all of its operations with the aim of taking pre–emptive actions to mitigate sources of risk, that is, any factors that could potentially impede the accomplishment of business objectives.

At the Company, Risk Management is at the core of the operating structure of the Company and functions in parallel with the development and execution of management strategies. The Company's senior management and core functional officers, being Whole Time Director, Chief Financial Officer and the Legal and Secretarial teams, as a matter of routine, assess potential operating and strategic risks informally in order to ensure that the Company at all times has a mitigation plan. The Company

believes that by combining these two functions, it is better positioned to accomplish its business objectives and to increase its value.

The Company seeks to achieve an appropriate balance between risk and reward, and continue to build and enhance the risk management capabilities that assist in delivering the growth plans in a controlled environment. Thereby, the Company seeks to limit adverse variations in earnings and capital by managing risk exposures within agreed levels of risk appetite.

Market Risks

Revenue from existing business lines are dependent on the sustainability of the Telecom sector in turn is dependent on several macro–economic factors, such as the growth of the Indian economy, favourable interest rates, increased transparency and certainty in the regulatory environment, the cost of spectrum and the overall stability of the Indian Telecom sector.

Based upon the spectrum auctions, the license charges paid by the Telecommunications Operators (Telecom Operators) will continue to impact the net margins of the Telecom Operators. Hence, the increased capital charges (the interest outgo on account of debt raised for 3G, 4G and 5G network rollout, and the amortization of spectrum charges) would place additional pressure on Telecom Operators' bottom lines.

As the revenues from company's tower business are dependent on the sustainability of Telecom sector, Company believes that macro–economic factors, including the growth of Indian economy, interest rates as well as political & economic environment, have a significant direct impact on company's business, results of operations & financial positions.

DOT amended the definition of AGR w.e.f. October 2021, to remove all non–telecom revenue could help clear all the doubts and grey areas which have been a bone of contention between the Telecom Companies and the Government. Further, the Telecom Department has returned Bank Guarantees (BGs) of ₹ 150,000 Mn to Vodafone Idea (VIL) and ₹ 70,000 Mn to Bharti Airtel and asked the Telecom companies to refurnish BGs of an amount equal to their next payable installment 13 months. This will ease pressure on cash flows of Telecom Operators.

Industry Risks

Medium–term Credit Risk

During the last few years, the Telecom Sector has been adversely affected by the general economic slowdown and various other factors, such as slower growth of 3G/4G technology, delayed spectrum auctions and inflationary power and fuel costs, resulting in a cash flow crunch. All Telecom operators are facing increased pressure on earnings

and debt servicing. During last 2–3 years free voice with cheap data services and aggressive tariff structures have placed additional burden on the top-line of the Telecom Operators. This may impact payment obligations of the Telecom Operators in the short to medium term. As a vendor to these Telecom Operators, the Company is currently facing a Credit Risk in the medium term.

The 5G spectrum auction was just concluded by the government, and the process of approving and allocating the spectrum to telecom networks is currently underway. The 5G spectrum auction in India has a 1.5 lakh crore price tag. Reliance Jio, Airtel, and Vi, three of the largest telecom companies, together with Adani Data Network, also participated in the auction this time.

In terms of cost, India's 5G costs should be reasonable when compared to the rest of the world. Contrary to the earlier reports, 5G plans in India are anticipated to be priced similarly to 4G rates. Therefore, it's probable that the 5G plans will have aggressively low beginning prices to encourage rapid uptake.

Operator Consolidation

The average revenue per user in India is amongst the lowest in the world. Further, in recent years, the industry has been through a phase of hyper-competition, resulting in consolidation amongst operators, phasing out many of the incumbent players leading to loss of tenancies. The consolidation wave has reduced the number of players to about four from ~18 players in 2011. The consolidation of operators has resulted in co-location churn for tower companies due to consolidation and rationalization of network. The Company has been a clear victim of the continued consolidation. This consolidation has resulted in significant loss of tenancies for the Company.

The Company proposes to leverage existing lock-in arrangements in its contracts with operators to procure commitments for fresh towers or sites in lieu of towers or sites made redundant as a result of consolidation onslaught in the telecom sector.

Liquidity Risk

The Supreme Court ordered in December 2016 that mobile towers are exigible to Property Tax. The said adverse ruling means significant additional costs for telecom tower operators, resulting in a strain on liquidity. This issue affects all telecom infrastructure providers. The Company has agreements with some of its customers for reimbursing on the Property Tax liability and is currently negotiating similar rights with all its customers, so the Company may be in a position to recover additional costs. In addition, under the TRA waterfall mechanism, the priority is given to statutory levies from the available cash flow.

At this moment, it is not possible to ascertain exact amounts involved. However, the Company has challenged

the various components and retrospective levy of Property Tax demands raised by the respective Municipal Corporations.

Strategic Risks

Concentration Risk

There is a high Concentration Risk for the Company for the following reasons:

The Company operates primarily in one sector namely, the Telecom Sector. The telecom sector moving towards an oligopolistic structure, with three players accounting for more than 90% of market share, will pose challenges for Tower companies. This will put pressure on rent revenue per tower as the number of tenants per tower would go down.

Further, the stressed financial condition of any debt-laden telecom incumbents will restrain any material hike in rentals, at least over the medium term.

Risk on account of Customers Overdue Recovery

INSOLVENCY OF CUSTOMERS

Aircel was the Company's single largest customer, contributing around 45% of revenue. On March 1, 2018, Aircel Group voluntarily filed for insolvency proceedings before National Company Law Tribunal, Mumbai ("NCLT"). The Company has filed its claims against Aircel Group before Resolution Professional (RP) amounting to ₹ 133,940 Mn as financial creditor and other claims relating to Corporate Insolvency Resolution Process cost amounting to ₹ 9,167 Mn. The Misc. Applications filed by company challenging reclassification of the company from Financial Creditor to Operational Creditor and subsequent verification of the Company's Claims as Financial Creditor has also been disposed off and the Company's claim has been rejected by the NCLT on November 27, 2019. Against the said order, the Company has also filed an appeal being Company Appeal (AT) – (Insolvency) No. 08 of 2020 before National Company Law Appellate Tribunal, New Delhi ("NCLAT") challenging that portion of the Order dated November 27, 2019 to the extent it relates to NCLT Mumbai rejecting the Company's claim as Financial Creditor. The Company's another Misc. Application claiming Corporate Insolvency Process (CIRP) Cost has been approved by the NCLT, Mumbai vide order dated November 27, 2019 and December 06, 2019. Resolution Professional (RP) has filed an appeal being Company Appeal (AT) (Insolvency) No. 1410 of 2019 against Para 33 of the Order dated November 27, 2019 where CIRP Cost of the Company has been approved by NCLT and second appeal being 1503 of 2019 filed by the Resolution Professional against the order dated December 06, 2019 (which is essentially clarified and extensions of earlier order stated at Para 33 of order dated November 27, 2019). SBI & COC has also filed an appeal being Company Appeal (AT) (Insolvency) No. 26–27 of 2019 and opposing CIRP payments to the Company. The RP has filed an application under Section 31 before the NCLT for approval

of the Resolution Plan and the same has been approved by the NCLT on June 9, 2020. The company has challenged the said NCLT order dated June 9, 2020 by way of an appeal being Company Appeal (AT) (Insolvency) No. 734 of 2020, as the Company's CIRP cost approved by NCLT has not been considered in the Resolution Plan. Further, the Company has filed a Civil Appeal before the Hon'ble Supreme Court of India at New Delhi. Through the captioned Civil Appeal, the Company is seeking necessary directions from the Hon'ble Supreme Court to NCLAT to hear and decide Company Appeal (AT) (INS) Nos. 1503 of 2019 and 1410 of 2019 and Company Appeal (AT) (INS) No. 26–27 of 2020.

The Company's claim against Reliance Communication Limited and Reliance Telecom Infratel Limited including that of Sistema Shyam Teleservices Ltd. (SSTL) to the tune of ₹ 1,502 Mn. as Operational Creditor has been filed before IRP on May 21, 2019 and moratorium period is effective. No invitation has been given to the Company for Committee of Creditors meeting, as our claim does not meet the criteria of 10% claim.

In April, 2018 State Bank of India had filed Insolvency Petition against Videocon Telecommunications Limited and the Petition was admitted by the NCLT Mumbai and IRP has been appointed. The Company has filed our claim to the tune of ₹ 654 Mn as an operational creditor and moratorium period is effective. No invitation has been given to the Company for Committee of Creditors meeting, as our claim does not meet the criteria of 10% claim.

However, since the above referred Telecom Operators are undergoing the CIRP, it remains to be seen what residual value would be left for distribution after appropriation by the secured banks / lenders, especially post recent amendments in Insolvency & Bankruptcy Code thereby bringing clarity on preference to financial creditors over operational creditors / unsecured financial creditors. There is a significant risk that there may not be any monies left after distributing proceeds to the secured banks / lenders of these Telecom Operators. Such unprecedented shutdown of network operators has led to frustration of various network improvisation measures that the Company had undertaken and also led to shrinking of cash flow.

RECOVERY PROCEEDINGS

Further, Tata Teleservices Limited (TTSL) and Tata Teleservices (Maharashtra) Limited (TTML) announced their intention to close down their wireless operations in India in or around October 2017. Subsequently thereto, TTSL and TTML announced a merger with Bharti Airtel Limited (Bharti Airtel) whereby its customers and the spectrum has been taken over by Bharti Airtel together with its liability towards spectrum to pay instalments in future to Government of India. As it is unfolded, it appeared that the contracted tenancy obligations which were to be transferred to Bharti Airtel, did not actually get transferred as part of the transaction with Bharti Airtel. Consequently,

exit notices were issued by TTSL and TTML for its tenancies with the Company. TTSL and TTML also owes several amounts to the Company under multiple binding agreements. As such company has invoked arbitration proceedings against TTSL and TTML before the 3 Arbitrator Tribunal comprising of Hon'ble Retd. Justice S. N. Variava (Being presiding Arbitrator), Hon'ble Retd. Justice F. I. Rebello and Hon'ble Retd. Justice A. P. Shah. The Company has filed its Statement of Claim and TTSL and TTML have filed their Statement of Defence along with Counter Claim. Pleading have been concluded and matter has been posted for final order. The Company has a claim of ₹ 429 Mn against TTSL and TTML and TTSL and TTML has a counter claim of ₹ 153 Mn against the Company.

Through ATC Telecom Private Limited ("ATC"), Company had provided Infrastructure Services to Telenor (India) Pvt. Ltd. Since Telenor got merged into Bharti Airtel Limited, consequently, exit notices were issued by ATC for its tenancies with the Company taken for its customer Telenor. ATC also owes several amounts to the Company under multiple binding agreements and the Company believes that it would be essential to proceed for recovery. As such Company has invoked arbitration proceedings against ATC for CNIL Sites before Single Arbitrator Hon'ble Retd. Justice Manmohan Singh. The Company has filed its Statement of Claim and ATC has also filed their Statement of Defence. Issues have been framed and the matter is posted for cross examination of company's witnesses. The Company has also filed a Summary Suit before Bombay High Court for GIL Sites and the matter is now posted for framing of the issues. The Company has a total claim of ₹ 402 Mn against ATC.

The Company has experienced delays and defaults in recoveries of its dues for over six months or at times, in respect of some sites, even up to a year from one of its existing customers. The Company has invoked arbitration proceedings against the said customer before Single Arbitrator appointed by Delhi High Court. The Company has filed claim of ₹ 3,652 Mn against the said customer whereas the said Customer has filed a counter claim of ₹ 5,003 Mn.

Another existing customer has given exit notices on 2,879 FPT sites, out of the said sites 1,362 FPT sites are within lock in period for which the Company has raised the exit penalty claim to the tune of ₹ 774 Mn along with interest of ₹ 286 Mn as on June 30, 2022. Post several reminder letters, the Company has filed petition under Section 11 (Appointment of Arbitrator) of the Arbitration and Conciliation Act, 1996, before Hon'ble Bombay High Court at Bombay as the said customer vide its reply to the Company's Notice for invocation of arbitration has refused for any arbitration proceedings claiming no dispute between the parties. As on June 30, 2022, the total outstanding claims are approximately ₹ 2,114 Mn.

Since 2006, in terms of the agreement between the Company and one more existing customer, the Energy Billing was in the form of reimbursements. However, in 2015, both parties mutually agreed for Fixed Energy Mechanism ("FEM") by substituting the earlier billing mechanism and the same continued until March 2019. Since the renewal discussion was happening, post expiry of FEM agreement, the billing continued as FEM and the said customer paid accordingly until August 2020. However, the said Customer unilaterally demanded to change the billing mechanism to reimbursement of power and fuel at actuals from the FEM expiry date. As of June 30, 2022, the said Customer has unilaterally deducted ₹ 720 Mn from monthly power and fuel charges since then. Total outstanding including aforementioned deductions as of June 30, 2022 is ₹ 1,210 Mn. Currently, both the parties are engaged to arrive at an amicable resolution. Further, the initial term of the Master Service Agreement has also expired.

Following table depicts claims of the Company as on June 30, 2022 against telecom operators:

Name of Operators	Amount of claim (in ₹ Mn.)
Aircel	143,940
Tata	429
RCom	1,334
MTNL Del + Mum	312
Datacom	654
ATC Viom	402
SSTL	168
Others including existing operators / Customers	5,927
Total	153,166

* Certain operators have disputed the claims of the Company

Dismantling of Towers

Consequent to shut down/exit of 12–14 Telecom Operators as informed from time to time, more than 14,000 towers of the Company were abandoned by such discontinuing operators, thereby making such towers unoccupied, which is more than 50% of the total tower portfolio. These external events were beyond the control of the management and the Company. These discontinuing operators did not make any payment of their contractual dues to the Company, including rent payable to landlords, taxes and other dues such as property tax, NA tax, local body tax, employees' dues and vendors' claims etc., many of which are pass through payments for the Company.

Due to non-receipt of the rental amounts from the discontinuing operators as per contractual arrangement, the rentals to landlords for those sites remained unpaid. Many of the landowners blocked access to our Company's employees to the sites and resorted to dismantling

of towers. Additionally, many of disgruntled suppliers resorted to vandalize network of the Company for non-payment of their dues. Hence, in addition to 1,171 sites which were dismantled by disgruntled landowners / miscreants during the year March 31, 2021, further 446 additional sites were dismantled till June 2022. The Company has already initiated various steps to protect its assets such as carrying out additional survey of its sites, discussion with landowners for convincing them for not resorting to such actions; getting new tenants on such unoccupied towers; requesting lenders to make rent payments etc. However, there was no co-operation from lenders towards settlement of rent liability. The Company has also initiated process of taking legal actions and filing of FIR against such landowners / miscreants who have resorted to dismantling of towers.

The Company had also attempted to salvage unoccupied tower sites and accordingly resolution plans submitted by the Company included payment of rent to landowners, settlement to vendors and employees. However none of the resolution proposals were considered or even responded to by the lenders. Thus, there is a risk of further dismantling of un-occupied / discontinued sites of the Company if the said issue remains unresolved.

RISK OF SUSTAINABILITY OF DEBT

The various extraneous developments in telecom sector as reported from time to time especially during the last 3–4 years, once again unavoidably pushed the Company to realign its overall debt (including unsecured foreign currency bonds) to sustainable level with revised cash flows. In April 2018, the Company had proactively presented a resolution plan (with an intent to maximize recovery of dues) to the lenders who constituted a significant majority of the outstanding debt of the Company. Instead the lenders had elected to pursue sale of their debt to an Asset Reconstruction Company (ARC). As on date, 79.34% of the Indian Rupee Lenders have assigned their respective rights, title and interest in the financial assistance granted to the Company in favour Edelweiss Asset Reconstruction Company Limited (EARC), acting as a trustee on behalf of EARC – Trust SC 338.

As per Reserve Bank of India's Master Circular on Prudential Norms on Income Recognition, Assets Classification and Provisioning Pertaining to Advances dated July 1, 2015 issued by the Reserve Bank of India ("IRAC Guidelines"), in case of a sale of financial assets to an EARC by lenders of a consortium, if 75% in value of the consortium accept the offer from the ARC, the balance are obliged to assign their debt to EARC.

Few lenders did not assign their respective debt as mandated under IRAC Guidelines. Instead, Canara Bank chose to file Insolvency Application. Initial application was dismissed following the Hon'ble Supreme Court's decision in Dharani Sugar vs. Union of India & Ors. Fresh application was filed

before NCLT, Mumbai, once again seeking initiation of CIRP in respect of the Company and allegedly claiming a default of ₹ 6,464 Mn in aggregate.

The Company initiated certain litigation proceedings to (i) procure assignment of balance debt to EARC and (ii) cause EARC to restructure the debt to sustainable levels. The matters were pending before the Hon'ble Supreme Court of India, which has issued a status quo on March 6, 2020. On December 6, 2021, the matters were argued at length and after hearing all the necessary parties, the Hon'ble Supreme Court dismissed all the proceedings filed by the Company.

Since the Status Quo order has been vacated by the Hon'ble Supreme Court's order dated December 6, 2021, Canara Bank has started pursuing the NCLT matter. The Company has filed its reply to the said NCLT petition and the matter is posted for admission hearing.

Further, the said lender i.e. Canara Bank and also Indian Bank have filed an application against the Company for recovery of its debts before the Debt Recovery Tribunal, Chennai.

Post striking down of February 12, 2018 circular by the Hon'ble Supreme Court, on June 7, 2019 the RBI issued the Prudential Framework for Resolution of Stressed Assets ("Prudential Framework") governing resolution of stressed assets. In accordance with the new framework, the Company has presented a Resolution Plan for consideration of lenders consortium in July 2019. Despite acknowledging the need for debt restructuring in JLF held in July 2019, neither the Inter Creditor Agreement is yet executed nor have the lenders engaged in any meaningful discussions to arrive at mutually acceptable and viable resolution plan to stabilize and grow the Company. Further, a Techno-Economic Viability Study ("TEV Study"), as suggested by lenders themselves for better understanding of the realistic sustainable debt, was also not carried out till date.

Thus, any further delay in implementation of the Resolution Plan will negatively impact the sustainability of the Company. Further, any attempt to pursue a resolution plan under Insolvency and Bankruptcy Code ("IBC") will lead to erosion of debt and equity value.

GTL-GIL ARBITRATION RISK

As reported in Risk Management Section of Annual Report of FY 2020-21, arbitration has been invoked by GTL Limited ("GTL") against the Company for GTL's claims. The Tribunal passed an interim award of ₹ 4,400 Mn in favour of GTL on December 17, 2019. In the matter of Appeal filed by EARC against the said order, the Hon'ble Delhi High Court vide its order dated November 18, 2020 modified the Interim Award thereby directing the amount as directed by Tribunal to be deposited and maintained in the Company's TRA, created and maintained in

accordance with the TRA agreement. As reported, EARC filed Review Petition against the said Judgement before the Delhi High Court and the same has been dismissed by Hon'ble Delhi High Court on February 4, 2022. EARC has now preferred an appeal before Hon'ble Supreme Court, against the Delhi High Court order dated November 18, 2020 and February 04, 2022.

Additionally, EARC has filed a Commercial Suit before Hon'ble Bombay High Court against the Company, GTL and others praying for permanently restraining Company from transferring, alienating and / or conveying the amount owed by Company to GTL under the Interim Award or any amount owed in favour of GTL. No interim order has been passed by the Hon'ble Bombay High Court.

If EARC is successful in its suit / appeal, while monetarily it will benefit the Company, its impact on GTL and its continued services to the Company cannot be ascertained. Since Operation, Maintenance and Energy activity is critical for the stability of network of the Company and is being managed by GTL, it may impact network significantly. Certain third party employees and vendors may vandalize the network if settlements are not paid to them and cost may escalate.

FOREIGN CURRENCY CONVERTIBLE BONDS RISK

As stated in Risk Management Section of Annual Report for 2020-21, the trustee of Series A FCCB has filed a Commercial Suit before the Hon'ble Bombay High Court for recovery of US\$ 28 Mn.

Thus there is a risk that in case the Commercial Suit is allowed, then, as claimed by the Trustee the Company would be liable to pay to the trustee the outstanding amounts of US\$ 27 Mn. with further default interest on the Redemption amount in terms of Acceleration Notice.

Series B2 Bonds are due for redemption on October 27, 2022. In absence of restructuring by secured lenders there is risk of action by the bondholders.

Competitive Risks

The competition is intense among the incumbent tower companies. Telecom Operators such as Bharti Airtel and Vodafone Idea have business interest and ownership in Indus Towers. Similarly Reliance Jio has business interests in the Brookfield owned Summit Digitel Infrastructure Pvt Ltd. It is expected that these tower companies will get preference of new sites from Bharti Airtel, Vodafone Idea and Reliance Jio respectively.

To mitigate this, the Company would continue to render SLA driven services and capitalise on its strategic foot print of radiating and non-radiating towers to make it attractive for the operators for new tenancy. However, if debt restructuring by EARC consortium is not completed in time bound manner, it will result in decline in customer demand for our towers.

Operational Risks

Supply Chain Risk

The Company requires materials and services for tower upgradation and preventive maintenance of passive infrastructure. Delay in supplies of such materials and services, may impact smooth functioning of business operations resulting into penalties and claims for damages by customers.

Additionally, suppliers may tighten credit and other terms that they may be extending to the Company thereby increasing the liquidity strain on the Company and hampering its ability to deliver projects and running operations on a timely basis.

The Company faces high operational level challenges for the energy management like payment settlement issues, invoicing and addressing of concerns. In order to streamline the energy management operations, the Company is focusing on renewing fixed energy contracts with the customers.

Manpower Risks

Post exit of tenants due to shut downs or consolidation in telecom sector, the Company has implemented various cost optimization measures. The Company may face increased levels of attrition, due to inter-creditor disputes and NCLT proceedings threat, resulting in challenges in project execution and service delivery, especially considering 5G implementation by Telecom Operators.

Network Equipment Risks

Network equipment such as diesel generators, battery bank, power supply equipment (SMPS) and air conditioner are ageing towards end of life. Improper functioning of these equipment may impact smooth functioning of business operations resulting into penalties and claims for damages by customers. Further this may also result in tenancy exits for non-maintenance of contractual SLAs.

The Company has drawn up Capex plan for upgradation of its site equipment, however cash flow constraints may restrict implementation of capex plan.

Legal, Contractual and Compliance Risk

Legal, Contractual and Compliance risk may arise from occasional non-adherence to timely deliverables and Service Level Agreements (SLA), for the reasons mentioned above and in some cases beyond company and management control, especially where certain operators default on their contractual obligation to pay in a timely manner and the Company is saddled with costs related to discontinued tenants.

Considering pending application before NCLT, in the event of admission of the Company under IBC the Customers may

exit from sites, which may in turn result in loss of business for the Company. The Company may also lose its right to claim lock in compensation. The Company has made lenders aware of the same.

The Company has a talented and committed legal and compliance team however several external risks related to legal, contractual and compliance keep surfacing given ever changing rules, regulations and laws.

The Company is not regulated by any regulatory agency and faces the general regulatory environment that is prevalent in the country. However, the customers in the telecom sector are regulated by Telecom Regulatory Authority of India and the Company is IP-1 registered with Department of Telecommunications, India.

Environmental Risk

The Company's assets are subject to risk from natural disasters like cyclone or external factors. The Company maintains insurance for its assets which cover for damages caused by fire, special perils and terrorist attacks. However, disruption to the Company's network from natural calamities, though temporary in nature, is always a possibility. There are some environmental concerns from citizen's groups as well. Electromagnetic Field (EMF) radiations are the invisible electric and magnetic forces arising from the active infrastructure installed at telecom towers. In the recent past some citizen's groups have raised concerns around the radiations and its ill effects. Although the risk related to EMF radiation is completely attributed to the Company's customers, any litigation concerning this and resultant adverse orders, could affect tower business as well. It may be noted that EMF radiation norms in India are more stringent than in Europe and non-adherence can invite hefty fines from regulator. Also, there has been no conclusive evidence as such of the ill effect of radiations on human health. The Department of Telecommunications (DoT) has recognized campaigns and media articles. Also, DoT has set up 'TERM Cells' to monitor the radiations and certify the locations.

Risk due to outbreak of COVID-19

The outbreak of corona virus (COVID-19) pandemic globally and in India had caused significant disturbance and slowdown of economic activity. It has resulted in operational challenges in carrying out field work due to regional / local restrictions in areas with significant number of COVID-19 cases. The Company tried its best to keep the customer focus / network uptime humming. The Company continues to closely monitor the development and possible effects that may result from the current pandemic, on its financial condition, liquidity and operations and it is actively working to minimize the impact of this unprecedented situation.

Risk Mitigation Plan

Sr. No.	Type of Risk	Mitigation Plan
1	Liquidity and Leverage Risk	<p>The Company is ensuring that monthly Infrastructure Provisioning Fees and other Revenue streams such as Energy, Rent etc. are realised in best possible way.</p> <p>Timely revision in Fixed Energy Billing contracts with Telcos is attempted to improve liquidity flow and mitigation of Energy losses.</p> <p>Reduction in various operating costs as per Cost Optimisation Plan has ensured cost optimisation compared to tenancy exit and revenue losses.</p> <p>The Company has been successful in finalising agreements with some of its customers for reimbursing on its property tax liability. It is also negotiating similar rights with all its customers, so the Company may be in a position to recover this additional cost completely.</p>
2.	Risk on account of Customer Overdue Recovery	<p>The Company has already initiated the arbitration and recovery proceedings against the defaulting customers. The Company has also submitted its claims with respective Resolution Professionals where CIRP process has been initiated against our customers.</p>
3.	Operational Risk	<p>End of life equipment needs to be upgraded or replaced. The Company has accordingly invested in certain projects and ensured its network is upgraded as with latest technology/equipment.</p> <p>SLA penalties have been reduced by resolving infra and non-Infra issues in time and additional CAPEX infusion. This has resulted in maintaining network uptime at 99.90% under normal conditions.</p>
4.	Sustainability of Debt Risk	<p>In accordance with the revised Prudential Guidelines issued by the Reserve Bank of India, the Company has presented a Resolution Plan for consideration of lender consortium. The Company is awaiting for directions from the lenders/Courts on the way forward, which may include pursuing of the proceeding before the NCLT under IBC.</p>
5.	Environmental Risk	<p>The Company's assets are subject to risk from natural disasters or external factors. The Company maintains insurance for its assets which cover for damages caused by fire, special perils and terrorist attacks. However, disruption to the Company's network from natural calamities, though temporary in nature, is always a possibility.</p> <p>The Company tried its best to keep the customer focus / network uptime humming. The Company continues to closely monitor the development and possible effects that may result from the current pandemic, on its financial condition, liquidity and operations and it is actively working to minimize the impact of this unprecedented situation.</p>

INTERNAL CONTROL SYSTEMS AND THEIR ADEQUACY

The Company is committed to ensure that its operations are carried out within a well-defined internal control framework. Good governance, robust systems and processes, a vigilant finance function and an independent internal audit function are the foundations of the internal control systems. The Company believes that a strong internal controls framework is an essential pre-requisite of growing its business.

The Company has an internal control system in place, commensurate to its size and spread in order to achieve orderly and efficient conduct of its business, including adherence to management policies, safeguarding of assets, prevention and detection of fraud and error, accuracy and completeness of the accounting records and timely preparation of reliable financial information. The internal control system encompasses financial and operational controls and statutory compliances.

There are suitable controls with reference to policies and procedures, risk assessment, ethics that are clearly established, communicated and monitored. Also there is a periodic review and assessment of the relevant controls to improve effectiveness, reduce cost and improve business performance.

The authority matrix, responsibility and accountability i.e., delegation of authority and segregation of duties are clearly defined such that decisions are made and actions taken at an appropriate level.

The control environment ensures commitment towards integrity and ethical values and independence of the board of directors from the management. The control activities incorporate, among others, continuous monitoring, routine reporting, checks and balances, purchase policies, authorisation and delegation procedures.

The internal audit function performs audit to monitor and evaluate the effectiveness of the Company's internal control systems and adherence to management policies and statutory requirements. It maintains a regular surveillance over the entire operations.

The audit coverage in the internal audit function of the Company is in line with the objectives of internal audit as prescribed by the Institute of Chartered Accountants of India (ICAI). The role of internal audit in the Company is as given below:

- Understanding and assessing risks and evaluating adequacies of the prevalent internal controls.
- Identifying areas for system improvement and strengthening controls.
- Ensuring optimum utilisation of the resources of the Company.

- Ensuring proper and timely identification of liabilities, including contingent liabilities of the Company.
- Ensuring compliance with internal and external guidelines and policies of the Company as well as the applicable statutory and regulatory requirements.
- Safeguarding the assets of the Company by setting up a process of every change record.
- Reviewing and ensuring adequacy of information systems security control.
- Reviewing and ensuring adequacy, relevance, reliability and timeliness of management information system.

The internal audit function is monitored by the audit committee of the Board which periodically reviews audit plans, audit observations of both internal and external audits, audit coverage, risk assessment and adequacy of internal controls. Thus effective internal control structure has been set up in the Company to enhance organisational performance and contribute towards accomplishment of its objectives.

QUALITY

The Company is following ISO 9001:2015 standard. The standard has helped the Company in periodically giving

recommendations for achieving long-term, sustained success and focus on meeting the needs and expectations of all relevant stakeholders.

As part of the continuous learning process, the Company updates its processes and quality plans, whilst reviewing the said process for suitability and sustainability. These processes are documented and maintained by the concerned process owners, and audited as and when required by an independent QMS team to assess the level of maturity of the different components of the system and identify and prioritize potential areas for improvement. Modifications are made to the processes where required to help the organization

HSE Responsibility

The Company educates its employees for identified needs related to HSW like electrical safety requirement, height safety training, first-aid, road safety, 4-wheeler defensive driving, absolute safety rules (ASR) and other specific trainings as may be required for delivering the job.

Regular field visits are conducted by the Management teams to ensure all health and safety related matters are complied with in order to minimize the consequences of occupational hazards, accidents and injuries, and occupational and work-related accidents. The Company carries out regular assessment of conditions of occupational hygiene and factors in the organization of work which may give rise to risks for the health of workers.



PhyGITALS

Transport & Logistics

Human Resources

We thrive in the PhyGITAL work environment



At GTL Infrastructure, we treat every human being with respect. We nurture an open environment where people are encouraged to learn, share and grow. We embrace diversity of thought, of cultures, and of people.

We maintain high level of openness in our dealings with employees. In fact, we approach our employees as a very friendly management, rather than just a contractual obligation.

Through a shared vision and collaborative spirit, we engage with our employees to ensure a more productive and committed workforce.

The organisational culture at GTL Infrastructure encourages social inclusion, collaboration, and equal growth opportunities for all types of talent. Our talent value proposition rests on continually empowering, enriching and fulfilling the aspirations of our employees so that they maximise and realise their true potential.

Some employee initiatives that were conducted last year:

Learning & Development:

Learning is defined based on business objectives and employee appraisals. Employees are provided with Behavioural & Technical training opportunities to help them grow and perform better on the basis of business objectives and individual competencies.

Our main focus was based on technical training where we have successfully trained approximately 300 employees

PAN India. Trainings covered were Battery Bank, DG & SMPS Training and processes leading to approval in uptime and SLA KPFS.



POSH Training

Performance Management:

The performance management system is structured to get the best out of every employee.



Rewards & Recognition:

This year we initiated the Spot Award program wherein we rewarded close to 100 employees who went beyond their jobs to improve productivity for the organisation. This has not only helped motivate employees but has helped raise the performance bar in the organisation.



Spot Awards

Employee Engagement:

Helping Employees to grow as professionals is crucial to our success and well-being. Several employee engagement initiatives are undertaken with an objective to bring employees together and all opportunities are

provided to unite our organisation to help meeting business goals.

The top Management team has personally visited branch offices to meet and review employees. They have also reached out to field employees to understand their views and to channelize their energies to ensure customer success

Work life balance:

Work life balance is about creating and maintaining supportive and healthy work environments, which drives employee loyalty and productivity. Work life balance initiatives offered to employees at GTL Infra include,

1. Cashless Mediclaim facility
2. Onsite insurance help in case self or family member is hospitalized.
3. Medical facility on campus
4. Vaccination camps

Employee Feedback and Redressal:

Employee feedback is one of the key processes conducted at GTL Infra. The feedback comes in through:

- a) Regular discussion with employees at a PAN India level.
- b) Branch visits by senior management and HR on a quarterly basis.



Women's Day Celebration



Interaction with beneficiaries treated for cataract and vision correction in Walawal, a village in rural Maharashtra.

Corporate Social Responsibility

The Company fulfills its social responsibilities through employee volunteerism and non-financial means only by supporting the causes adopted by Global Foundation, a public charitable trust.

As the world continued to battle the health and economic challenges posed by aftermath of COVID19 and the Ukraine war, Global Foundation grew its contribution benefitting nearly 7,000 people across education, health, disability and community development.



Education :

Education of around 1,400 students was supported through Scholarships and Financial Aid.

Laptops were provided to children whose education was disrupted due to lockdown.

Computer training in rural areas benefitted around 250 students.



Health, Hygiene and Sanitation :

Financial Aid for medical treatment was granted to needy families.

Foundation's Rural Health / Medical Camps benefitted over 4,700 people.



Disability :

Visually impaired students learnt computer skills as part of their readiness to become self sustaining.



Community Development :

Infrastructure support to Education Institute for building construction in rural Maharashtra.

Construction of Visiting Faculty Hostel in a rural school.

Sanitary Units were built in support of 'Swachh Bharat Mission' in rural school in Pandur titha.



“

Thanks to entire team for saving my life in Covid times. My family was trying hard to collect money for my treatment. Because of you I got my second life.”

B. Rambabu,
Hyderabad



“

I would like to thank Global Foundation for helping me to pursue Master's Degree in Computer Science. Last year being a difficult year in every student's life, when there was no hope, this support gave a ray of hope for me.”

Snehasmita Pradeep Bal,
Orissa



“

I am visually impaired but learning HTML, I am so thankful to Global Foundation that they started offline classes it was very challenging to learn in online class.”

Sumeet Yadav,
Mumbai

To

The Members,

Your Directors are pleased to present their Nineteenth Annual Report together with the Audited Financial Statements for the year ended March 31, 2022.

1. STATE OF COMPANY'S AFFAIRS

Financial Highlights:

(₹ in Lakhs)

Particulars	FY 2021–22	FY 2020–21
Revenue from Operations	146,273	140,968
Other Income	1,416	3,916
Total Revenue	147,689	144,884
Profit / (Loss) before Depreciation & Amortization Expenses, Finance Costs, Exceptional Item & Tax	42,586	30,841
Less: Depreciation & Amortization Expenses	50,319	54,718
Profit / (Loss) before Finance Costs, Exceptional Item & Tax	(7,733)	(23,877)
Less: Finance Costs	73,388	66,312
Profit / (Loss) before Exceptional Items & Tax	(81,121)	(90,189)
Less: Exceptional Items [Impairment of Assets]	66,346	36,888
Profit / (Loss) before Tax	(147,467)	(127,077)
Less: Tax Expenses	–	–
Profit / (Loss)	(147,467)	(127,077)
Other Comprehensive Income	(66)	(52)
Total Comprehensive Income	(147,533)	(127,129)

Figures regrouped / reclassified wherever necessary to make them comparable.

Results of Operations

Key Highlights of the Company for the financial year ended March 31, 2022 are as under:

- Total Revenue from Operations for current financial year stands at ₹ 146,273 Lakhs as against ₹ 140,968 Lakhs for the previous financial year.
- Normalized EBITDA for current financial year stands at ₹ 23,349 Lakhs as against ₹ 21,853 Lakhs for the previous financial year.

Telecom Sector Developments and its impact

The Company has from time to time informed about various developments in Indian Telecom Sector, which were beyond the control of the Company and the management. The first set of issues included the landmark judgement of the Hon'ble Supreme Court cancelling 122 2G telecom licenses in February 2012 (including licenses of Uninor, Videocon, Etisalat, Idea and Tata), the Vodafone Tax issues, the 3G auctions and the unsustainable debt accumulated by the telecom companies. All these factors led to mass exits of operators and significant scale down by the remaining. As a result, majority of the Company's telecom sites turned into single tenant sites.

Thereafter, the year 2017–18 has seen unprecedented shutting down of some of the major telecom operators such as Aircel Group (then largest customer of the Company), Tata Teleservices, Reliance Communication, Sistema Shyam (merged with Reliance Communication) and Telenor (merged with Airtel). The table below, clearly highlights the impact of tenancy loss the Company has faced over the last decade, despite having long term binding contracts with telecom operators:

Sr. No.	Events of Tenancy Loss	No. of Tenancy	Period	Comments
1.	Cancellation of 2G licenses	4,319	Upto December 2017	Supreme Court Judgement on cancellation of 122 2G telecom licenses
2.	Slower 3G/BWA growth	4,750	Since FY 2012–13	Industry slowdown following the Supreme Court verdict
3.	Operator scale back due to auction	3,500		
4.	Aircel default on commitment of additional 20,000 tenancies	15,200	May 2014	Legal and financial issues
5.	RCom shutdown of wireless business	1,386	August & September 2017	Unsustainable business due to competition
6.	TATA exit from wireless business	2,910	Since May 2017	
7.	Merger of Vodafone – Idea (VIL)	3,227	Since April 2018	Forced industry consolidation due to competition
8.	Consolidation of Telenor with Airtel	1,395	During FY 2018–19	
9.	Aircel filing of bankruptcy	23,727	January 2018	Unsustainable business due to competition
10.	BSNL exits due to uncertainty of collection	1,767	Since FY 2018–19	Unsustainable business due to competition
11.	Exit during business course with various reasons	3,218	Since April 2013	
	Aggregate tenancy loss from 2012 to 2022	65,399		

Resultantly, these operators abandoned tower sites of the Company making more than 14,000 towers sites unoccupied, which is more than 50% of the total tower portfolio. These discontinuing operators did not make any payment of their contractual dues to the Company, including rent payable to landlords, taxes such as property tax, NA tax, local body tax, employees' dues and vendors' claims etc., many of which are pass through payments for the Company. As a result, the Company was saddled with substantial costs and liabilities including rents, vendors' claims, taxes and other dues on such unoccupied towers without any revenue.

Due to non-receipt of the rental amounts from the discontinuing operators as per contractual arrangement, the rentals to landlords for those sites remained unpaid. Many of the landowners blocked access to our Company's employees to the sites and resorted to dismantling of towers. Additionally, many of disgruntled suppliers resorted to vandalize network of the Company for non-payment of their dues. Hence, in addition to 1,171 sites which were dismantled by disgruntled landowners / miscreants during the year March 31, 2021, further 446 additional sites were dismantled by landowners / unknown persons till June 2022. The Company has already initiated various steps to protect its assets such as carrying out additional survey of its sites, discussion with landowners for convincing them for not resorting to such actions; getting new tenants on such unoccupied towers; requesting lenders to make rent payments etc. However, there was no co-operation from lenders towards settlement of rent liabilities and taxes. The Company has also initiated process of taking legal actions and filing of FIR against such landowners / miscreants who have resorted to dismantling of towers. Further, the Company continues to pursue its insurance claims.

The Company had also attempted to salvage unoccupied tower sites and accordingly resolution plans submitted by the Company included settlement of dues of landowners, vendors and employees. However none of the resolution proposals were considered or even responded to by the lenders. The lenders rather chose to appropriate ₹ 79,100 Lakhs till date without even addressing issues of unpaid liabilities towards unoccupied towers. Additionally, IDBI Trusteeship Services Limited (at behest of lenders) invoked pledge on 2,85,00,000 equity shares of GTL Limited, pledged by Promoter Company and realized ₹ 3,401 Lakhs.

Going Concern

Loss of substantial number of tenancies for reasons enumerated above, which were beyond the control of management, have resulted in reduction in the revenue and earnings, resulting in erosion of Company's net worth, provision for impairment of property, plant and equipment. Considering the above events and pending debt restructuring, the principal and interest have become overdue, as even after shutting down of major telecom operators including Aircel, Tata Tele, RCom, lenders did not restructure debt to sustainable level. Further the Company has received notices of recall of loans from Edelweiss Asset Reconstruction Company Limited ("EARC") and IDBI Bank claiming alleged default in terms of Master Restructuring Agreement dated December 31, 2011. The Company has strongly refuted the claims and responded to such notices appropriately. Also the Company is awaiting directions from lenders / courts on the way forward, which may include pursuing of the proceedings before the National Company Law Tribunal (NCLT) under Insolvency & Bankruptcy Code. The above events cast significant doubt on the Company's ability to continue as a Going Concern.

However, considering the revival package approved by the Government of India for Telecom Sector, hike in mobile call & data tariffs by telecom operators and successful conclusion of 5G spectrum auction, the Company is optimistic about increased demand for its towers and thereby increase in the revenue and EBITDA levels. In addition to the above, various resource optimization initiatives undertaken by the Company can lead to stabilization and revival. The Company do not have any intention to stop its operations or liquidate its assets. Therefore, the Company continues to prepare the books of account on Going Concern basis. Further, the Company also continues to pursue contractual claims of approx. ₹ 15,31,660 Lakhs from various customers (some of them have been admitted to NCLT) in respect of premature exits by them in the lock in period.

2. RECENT DEVELOPMENTS AT MACRO AND MICRO ECONOMIC LEVEL

The details in respect of recent developments at macro and micro economic level are covered under Management Discussion and Analysis (MD&A) Report, which forms part of the Annual Report.

3. MANAGEMENT DISCUSSION AND ANALYSIS

The MD&A Report for the year under review, as stipulated under Securities and Exchange Board of India (Listing Obligations and Disclosure Requirements) Regulations, 2015 (the "Listing Regulations") is presented in a separate section forming part of the Annual Report.

4. DEBT RESTRUCTURING

The details are provided in separate section under the heading "Debt Resolution Plan" under MD&A Report, which forms part of the Annual Report.

5. TRANSFER TO RESERVES

The Company has not transferred any amount to the General Reserve for the financial year ended March 31, 2022.

6. DIVIDEND

Since your Company has posted losses for the current financial year, your Directors express their inability to recommend any dividend on the paid up Equity Share Capital of the Company for the financial year ended March 31, 2022.

As per Regulation 43A of the Listing Regulations, top 1000 listed companies based on market capitalization shall formulate a dividend distribution policy, which shall be disclosed on the website of the listed entity. Accordingly, the Dividend Distribution Policy is available on the Company's website at <https://www.gtlinfra.com/investors/corporate-governance/>.

7. SHARE CAPITAL

a. The movement of Equity shares due to allotment of shares is as under:

Particulars	No. of Equity Shares
Equity Shares as on April 01, 2021	12,49,65,93,200
Add: Allotments of Equity Shares to Bond Holders upon conversion of Bonds during the year	12,67,33,656
Equity Shares as on March 31, 2022	12,62,33,26,856
Add: Allotments of Equity Shares to Bond Holders upon conversion of Bonds post March 31, 2022	Nil
Equity Shares as on September 01, 2022	12,62,33,26,856

The Company has only one class of equity shares and it has not issued equity shares with differential rights or sweat equity shares.

Further to information furnished in the last financial year's Directors' Report, 9,48,43,348 equity shares allotted to Trust are yet to be listed due to pending receipt of requisite details from Bondholders.

b. Foreign Currency Convertible Bonds (FCCBs)

The details of outstanding Foreign Currency Convertible Bonds are as follows:

Particulars	No. of Series B1 Bonds (of US\$ 1,000 each)	No. of Series B2 Bonds (of US\$ 1,000 each)	No. of Series B3 Bonds (of US\$ 1,000 each)	Total No. of Bonds (of US\$ 1000 each)	No. of Equity Shares upon conversion
FCCBs allotted	80,745	86,417	30,078	197,240	–
Converted till date	47,842	27,706	17,821	93,369	60,81,92,581
Balance as September 01, 2022	32,903	58,711	12,257	103,871	–

If bonds are converted into equity shares of the Company, the number of equity shares would go up by 67,66,01,151.

8. FIXED DEPOSITS

During the year under review, the Company has not accepted any public deposits under chapter V of the Companies Act, 2013 (the "Act") from public or from its members.

9. MATERIAL CHANGES AND COMMITMENTS

Save and except as discussed in this Annual Report, no material changes have occurred and no commitments were given by the Company thereby affecting its financial position between the end of the financial year to which these financial statements relate and the date of this report.

10. PROMOTER GROUP

The Company was promoted by GTL Limited ("GTL"). Subsequent to action by lenders of GTL under Securitization and Reconstruction of Financial Assets and Enforcement of Security Interest Act, 2002, GTL's shareholding stands NIL in the Company. Presently, equity holding of other promoter stands reduced to 3.33% post conversion of debt into equity under CDR and SDR Schemes by banks and financial institution, who has majority holding in the Company.

11. DIRECTORS RESPONSIBILITY STATEMENT

Pursuant to the provisions of Section 134(3)(c) of the Companies Act, 2013, the Board of Directors, to the best of their knowledge and ability, in respect of financial year ended March 31, 2022 confirm that:

- i. in the preparation of the annual accounts, the applicable accounting standards had been followed and there are no material departures;
- ii. they had selected such accounting policies and applied them consistently and made judgments and estimates that are reasonable and prudent so as to give a true and fair view of the state of affairs of the Company at the end of the financial year and of the loss of the Company for that period;
- iii. they had taken proper and sufficient care for the maintenance of adequate accounting records in accordance with the provisions of the Companies Act, 2013 for safeguarding the assets of the Company and for preventing and detecting fraud and other irregularities;
- iv. they had prepared the annual accounts on a going concern basis;
- v. they had laid down internal financial controls to be followed by the Company and that such internal financial controls are adequate and were operating effectively; and
- vi. they had devised proper systems to ensure compliance with the provisions of all applicable laws and that such systems were adequate and operating effectively.

12. DIRECTORS & KEY MANAGERIAL PERSONNEL

Mr. Manoj G. Tirodkar (DIN: 00298407), Director of the Company, retires by rotation at the ensuing Annual General Meeting (AGM) and being eligible, offers himself for re-appointment. A resolution seeking shareholder approval for his re-appointment along with other required details forms part of the Notice.

During the year, Mrs. Sunali Chaudhry (DIN:07139326), who was associated with the Company as Non- Executive, Non-Independent Director, had tendered her resignation with effect from February 22, 2022. The Board places on record its deep appreciation and respect for the valuable advice and guidance received from Mrs. Chaudhry during her tenure as a Director of the Company.

Pursuant to the provisions of Section 203 of the Act, currently, Mr. Milind K. Naik – Whole-time Director, Mr. Bhupendra J. Kiny – Chief Financial Officer and Mr. Nitesh A. Mhatre – Company Secretary are the Key Managerial Personnel of the Company.

13. DECLARATION BY INDEPENDENT DIRECTORS

All the Independent Directors of the Company have furnished a declaration to the effect that they meet the criteria of independence as provided in Section 149(6) of the Act.

14. NUMBER OF MEETINGS OF THE BOARD

The Board of Directors met Seven (7) times during the financial year, the details of which are given in Corporate Governance Report that forms part of this Report.

15. BOARD EVALUATION

The Board of Directors has carried out an annual evaluation of its own performance, Board Committees and individual directors pursuant to the provisions of the Act and Corporate Governance requirements as prescribed by the Listing Regulations.

The performance of the Board and its Committees was evaluated by the Board after seeking inputs from all the Board / Committee members on the basis of the criteria such as composition of the Board / Committee and structure, effectiveness of Board / Committee processes, providing of information and functioning etc. The Board and the Nomination and Remuneration Committee also reviewed the performance of the individual directors on the basis of the criteria such as attendance in Board / Committee meetings, contribution of the individual director to the Board and committee meetings like preparedness on the issues to be discussed etc.

In a separate meeting of Independent Directors, performance of non-independent directors, performance of Board as a whole and performance of the Chairman were evaluated taking into account the views of executive directors and non-executive directors.

16. POLICY ON DIRECTORS' APPOINTMENT AND REMUNERATION AND OTHER DETAILS

The Company has put in place appropriate policy on Directors' Appointment and remuneration and other matters as required by Section 178(3) of the Act, which is provided in the Policy Dossier that has been uploaded on the Company's website www.gtlinfra.com. Further, salient features of the Company's Policy on Directors' remuneration have been disclosed in the Corporate Governance Report, which forms part of the Annual Report.

17. REMUNERATION OF DIRECTORS AND KEY MANAGERIAL PERSONNEL

The information required under Section 197(12) of the Act read with Rule 5(1) of the Companies (Appointment and Remuneration of Managerial Personnel) Rules, 2014, as amended, is given below:

- i. The ratio of the remuneration of each director to the median remuneration of the employees of the Company for the financial year and the percentage increase in remuneration of each director, chief financial officer, company secretary or manager, if any, in the financial year:

Executive Directors	Ratio to median remuneration	% increase in remuneration in the financial year
Mr. Milind K. Naik	1:16.35	7.5% #
Non-executive Directors** (sitting fees only)	Ratio to median remuneration	% increase in remuneration in the financial year
Mr. Manoj G. Tirodkar	N.A.	N.A.
Mr. N. Balasubramanian	N.A.	N.A.
Dr. Anand P. Patkar	N.A.	N.A.
Mr. Charudatta K. Naik	N.A.	N.A.
Mr. Vinod B. Agarwala	N.A.	N.A.
Mrs. Sunali Chaudhry	N.A.	N.A.
Ms. Dina S. Hatekar	N.A.	N.A.
Chief Financial Officer		
Mr. Bhupendra J. Kiny	—	7.5% #
Company Secretary		
Mr. Nitesh A. Mhatre	—	10% #

** Since Non-executive Directors received no remuneration, except sitting fee for attending Board / Committee meetings, the required details are not applicable.

Considered only CTC for calculation.

- ii. The percentage increase / (decrease) in the median remuneration of employees in the financial year: (3%)
- iii. The number of permanent employees on the rolls of the Company : 669
- iv. Average percentage increase already made in the salaries of employees other than the managerial personnel in last financial year and its comparison with the percentage increase in the managerial remuneration and justification thereof and point out if there are any exceptional circumstances for increase in the managerial remuneration:

The average annual increase in salaries of employees is 13.8.%. The increase in remuneration of Mr. Milind Naik is at par with other employees.

- v. Affirmation that the remuneration is as per the remuneration policy of the Company:

The Company affirms that the remuneration is as per the remuneration policy of the Company.

18. INTERNAL FINANCIAL CONTROL SYSTEMS

The details in respect of adequacy of internal financial controls with reference to the Financial Statements are included in the MD&A Report, which forms part of the Annual Report.

19. AUDIT COMMITTEE

The details pertaining to composition of Audit Committee are included in the Corporate Governance Report, which forms part of this report.

20. AUDITORS AND AUDITORS' REPORT

M/s Pathak H.D. & Associates LLP (FRN: 107783W / W100593), Chartered Accountants, Mumbai were appointed as an Auditor of the Company at the fifteenth (15th) AGM to hold office from conclusion of the fifteenth (15th) AGM till conclusion of twentieth (20th) AGM to be held in calendar year 2023.

For the FY 2021–22, the Auditor of the Company have issued modified opinion w.r.t. the Company's inability to quantify the amount of property tax on its telecom towers to be ultimately borne by it due to petition pending before the appropriate Courts, non–receipt of property tax demands in respect of majority of telecom towers and Company's contractual rights to recover such property tax from its customers. In this regard, the Company has given appropriate explanation in its Note no. 40 of Notes to the Financial Statements. Further, as regards the Auditors opinion regarding material uncertainty related to Going Concern, the Company has furnished required details / explanations in Note no. 60 of Notes to the Financial Statements.

21. COST AUDIT

In terms of Section 148 (1) of the Act read with the Companies (Cost Records and Audit) Rules, 2014, as amended, since the Company's business (Infrastructure Provider Category – I) is not included in the list of industries to which these rules are applicable, the Company is not required to maintain cost records.

22. SECRETARIAL AUDITORS' REPORT

The Secretarial Auditor Report is given in **Annexure A** (Form No. MR–3) forming part of this Report.

Further, in terms of Regulation 24A of the Listing Regulations, a Secretarial Compliance Audit Report given by Mr. Chetan A. Joshi, Practicing Company Secretary, is annexed as **Annexure B** to this Report.

23. COMPLIANCE WITH SECRETARIAL STANDARD

The Company has complied with applicable secretarial standards as prescribed by the Institute of Company Secretary of India.

24. RISKS

A separate section on risks and their management is provided in the MD&A Report forming part of this Report. The Audit Committee and the Risk Management Committee monitor the risk management plan and ensures its effectiveness. It is important for members and investors to be aware of the risks that are inherent in the Company's businesses. The major risks faced by the Company have been outlined in this section to allow members and prospective investors to take an independent view. The Company strongly urges Shareowners/ Investors to read and analyze these risks before investing in the Company.

25. PARTICULARS OF LOANS, GUARANTEES AND INVESTMENTS

During the year under review, the Company has not made any investments or provided any guarantees or granted any loans. The particulars of loans and investments have been disclosed in the Note nos. 5 & 13 and 4 & 9 of Notes to the Financial Statements respectively.

26. PARTICULARS OF RELATED PARTY TRANSACTION

None of the transactions with related parties falls under the scope of Section 188(1) of the Act. Accordingly, a statement pursuant to provisions of Section 134(3)(h) of the Act in Form No. AOC–2 is not required to be furnished.

The Policy on Related Party Transactions as approved by the Board is uploaded on the Company's website www.gtlinfra.com.

27. SUBSIDIARIES, JOINT VENTURES AND ASSOCIATE COMPANIES

The Company does not have Subsidiary or Joint Venture Company or Associate Company. Accordingly, a statement pursuant to provisions of Section 129(3) of the Act in Form No. AOC-1 is not required to be furnished.

28. CORPORATE SOCIAL RESPONSIBILITY

The brief outline of the Corporate Social Responsibility (CSR) Policy of the Company and other details are furnished in **Annexure C** of this Report in the format prescribed in the Companies (Corporate Social Responsibility Policy) Rules, 2014.

For CSR initiatives undertaken by Global Foundation, please refer to MD&A Report under the caption "Corporate Social Responsibility". The CSR Policy is available on the Company's website www.gtlinfra.com.

29. ANNUAL RETURN AS ON MARCH 31, 2022

Pursuant to Section 92(3) read with Section 134(3)(a) of the Act, the draft Annual Return having all the available information of the Company as on March 31, 2022 is available on the Company's website at:—
https://gtlinfra.com/wp-content/uploads/2022/09/GTLINFRA_MGT7_2022.pdf

30. CORPORATE GOVERNANCE AND VIGIL MECHANISM

The Company has complied with the Regulations 17 to 27 and clauses (b) to (i) of sub-regulation (2) of the Regulation 46 of the Listing Regulations. A separate Report on Corporate Governance along with the Certificate of the Auditor, M/s Pathak H.D. & Associates LLP, Chartered Accountants, Mumbai confirming compliance of conditions of Corporate Governance as required under Regulation 34(3) of the Listing Regulations forms part of the Annual Report.

The Company has formulated and published a Whistle Blower Policy, details of which are furnished in the Corporate Governance section, thereby establishing a vigil mechanism for directors and permanent employees for reporting genuine concerns, if any.

31. BUSINESS RESPONSIBILITY REPORT

Regulation 34(2) of the Listing Regulations, as amended, inter alia, provides that the Annual Report of the top 1000 listed entities based on market capitalization (calculated as on 31st March of every Financial Year), shall include a Business Responsibility Report (BR Report). Accordingly, the Company has presented its BR Report for the Financial Year 2021-22, which is part of this Annual Report as **Annexure D**.

32. CONSERVATION OF ENERGY, TECHNOLOGY ABSORPTION AND FOREIGN EXCHANGE EARNINGS AND OUTGO

a. Conservation of Energy:

During the year, the Company continued its efforts towards conservation of energy by way of reduction of diesel consumption at telecom tower sites through several initiatives of energy efficiency and fuel savings as under:

i) the steps taken or impact on conservation of energy:

- a. Regular and timely induction / replacement of Passive Infrastructure related Capex like Battery Banks, Power Systems, Automation systems at tower site for optimal energy consumption leading to reduction in wastage and increasing performance.
- b. Periodical Corrective and Preventive Maintenance of assets to ensure right levels of load to power ratio, thereby controlling excessive overrun of Energy utilized.
- c. Operating high EB availability sites with optimal fuel stock, thus reducing wastage as well as making sites Fuel Free. A total of 2246 sites are operating as Diesel free sites.
- d. Increased drive to get sites connected / reconnected with EB (as applicable), thus reducing diesel consumption for a clean Energy operation.
- e. Sustained efforts to reduce potential pilferage of fuel and electricity at site through a strong governance mechanism in the field.
- f. Constant monitoring of excessive energy use sites to identify root causes and rectify the same, thereby controlling the excess consumption and conserving Energy.
- g. Implementation of SMPS with Customer wise Load Measurement to Monitor Actual Consumption and Recovery from Customer.

ii) **the steps taken by the Company for utilizing alternate source of energy:**

Undertaking Proof of Concept trials for introducing new technologies like HCT VRLA Batteries, as a potential replacement of Lead acid Batteries and Diesel Generators in extremely high dependent tower sites with excessive Energy consumption and such other steps based on evaluation at the relevant point of time.

iii) **the capital investment on energy conservation equipment:**

Not Applicable

b. Technology Absorption:

- | | | |
|--|---|---|
| 1. Efforts made towards technology absorption | : | } The Company has not absorbed, adopted and innovated any new technology. Hence, the details relating to technology absorption are not furnished. |
| 2. The benefits derived like product improvement, cost reduction, product development or import substitution | : | |
| 3. In case of imported technology (imported during last 3 years reckoned from the beginning of the financial year) following information may be furnished. | : | |
| a. the details of technology imported | : | |
| b. the year of import | : | |
| c. whether the technology been fully absorbed? | : | |
| d. if not fully absorbed, the areas where absorption has not taken place, reasons thereof | : | |
| 4. the expenditure incurred on Research and Development | : | No expenditures were incurred during the year. |

c. Foreign Exchange Earnings and Outgo:

During the year under review, the inflow and outgo of foreign exchange in actual terms were ₹ NIL and ₹ 20.50 Lakhs respectively.

33. HUMAN RESOURCE

The associate base of the Company as on March 31, 2022 stood at 678, which does not include indirect employment generated by the Company. For full details / disclosures refer to the Human Resources section in the MD&A Report, which forms part of the Annual Report.

34. PARTICULARS OF EMPLOYEES

In terms of the provisions of Section 197(12) of the Act read with sub-rules 2 & 3 of Rule 5 of the Companies (Appointment and Remuneration of Managerial Personnel) Rules, 2014, as amended, names and other particulars of the top ten employees in terms of remuneration drawn and the name of every employee who is in receipt of such remuneration as stipulated in said Rules are required to be set out in a statement to this Report. This Report is being sent to the Members excluding the aforesaid statement. In terms of Section 136 of the Act, the said statement is open for inspection at the Registered Office of the Company. Any Member interested in obtaining a copy of the same may write to the Company Secretary at the Registered Office of the Company. None of the employees listed in the said statement is related to any Director of the Company.

35. ACKNOWLEDGEMENT

Your Directors wish to place on record their appreciation and acknowledge with gratitude the support and cooperation extended by the customers, employees, vendors, bankers, financial institutions, investors, media and both the Central and State Governments and their Agencies and look forward to their continued support.

On behalf of the Board of Directors,

Mumbai
September 01, 2022

Manoj G. Tiroadkar
Chairman

ANNEXURE A TO DIRECTORS' REPORT

Form No. MR-3

SECRETARIAL AUDIT REPORT

For the Financial Year Ended 31st March, 2022

[Pursuant to section 204(1) of the Companies Act, 2013 and rule No.9 of the Companies (Appointment and Remuneration of Managerial Personnel) Rules, 2014]

To,
The Members,
GTL Infrastructure Limited (CIN: L74210MH2004PLC144367)
3rd Floor, "Global Vision", Electronic Sadan No.II, MIDC,
TTC Industrial Area, Mahape, Navi Mumbai- 400710.

I have conducted the Secretarial audit of the compliance of applicable statutory provisions and the adherence to good corporate practices by GTL Infrastructure Limited (hereinafter called "the Company"). Secretarial Audit was conducted in a manner that provided me a reasonable basis for evaluating the corporate conducts / statutory compliances and expressing my opinion thereon.

Based on my verification of the Company's books, papers, minute books, forms and returns filed and other records maintained by the Company and also the information provided by the Company, its officers, agents and authorized representatives during the conduct of Secretarial audit, I hereby report that in my opinion, the Company has, during the audit period covering the financial year ended on 31st March, 2022 complied with the statutory provisions listed hereunder and also that the Company has proper Board-processes and compliance-mechanism in place to the extent, in the manner and subject to the reporting made hereinafter:

I have examined the books, papers, minute books, forms and returns filed and other records maintained by the Company for the financial year ended on 31st March, 2022 according to the provisions of:

- i. The Companies Act, 2013 (the Act) and the rules made thereunder;
- ii. The Securities Contracts (Regulation) Act, 1956 ('SCRA') and the rules made thereunder;
- iii. The Depositories Act, 1996 and the Regulations and Bye-laws framed thereunder;
- iv. The Foreign Exchange Management Act, 1999 and the rules and regulations made thereunder to the extent of Foreign Direct Investment, Overseas Direct Investment, External Commercial Borrowings— applicable only to the extent of Foreign Direct Investments;
- v. The following Regulations and Guidelines prescribed under the Securities and Exchange Board of India Act, 1992 ('SEBI Act'):-
 - a) The Securities and Exchange Board of India (Substantial Acquisition of Shares and Takeovers) Regulations, 2011;
 - b) The Securities and Exchange Board of India (Prohibition of Insider Trading) Regulations, 2015;
 - c) The Securities and Exchange Board of India (Depositories and Participants) Regulations, 2018.

During the period under review, provisions of the following regulations were not applicable to the Company for the financial year ended 31st March, 2022:-

- a) The Securities and Exchange Board of India (Share Based Employee Benefits) Regulations, 2014 and the Securities and Exchange Board of India (Share Based Employee Benefits and Sweat Equity) Regulations, 2021;
- b) The Securities and Exchange Board of India (Issue and Listing of Debt Securities) Regulations, 2008, the Securities and Exchange Board of India (Issue and Listing of Non-Convertible and Redeemable Preference Shares) Regulations, 2013 and the Securities and Exchange Board of India (Issue and Listing of Non-Convertible Securities) Regulations, 2021;
- c) The Securities and Exchange Board of India (Delisting of Equity Shares) Regulations, 2009 and the Securities and Exchange Board of India (Delisting of Equity Shares) Regulations, 2021;
- d) The Securities and Exchange Board of India (Buyback of Securities) Regulations, 2018.
- e) The Securities and Exchange Board of India (Issue of Capital and Disclosure Requirements) Regulations, 2018;
- f) The Securities and Exchange Board of India (Registrars to an Issue and Share Transfer Agents) Regulations, 1993 regarding the Companies Act and dealing with client;
- vi. As confirmed & Certified by the Management, there are no Sectoral laws specifically applicable to the Company based on the Sectors/ Businesses.

I have also examined compliance with the applicable clauses of the following:

- (i) The Securities and Exchange Board of India (Listing Obligations and Disclosure Requirements) Regulations, 2015;
- (ii) The Listing Agreements entered into by the Company with BSE Limited (BSE) & National Stock Exchange of India Limited (NSE);
- (iii) Secretarial Standards with regard to Meeting of Board of Directors (SS-1) and General Meetings (SS-2) issued by The Institute of Company Secretaries of India;

During the period under review, the Company has complied with the relevant provisions of the Act / regulations / agreements / Standards, as may be applicable, mentioned.

I further report that,

The Board of the Company is duly constituted with proper balance of Executive Directors, Non-Executive Directors, Independent Directors and Woman Director. There was a resignation of Ms. Sunali Chaudhry (DIN: 07139326) from the Directorship of the Company w.e.f. February 22, 2022. Mr. Milind Naik who was appointed as an Additional director and Whole time Director w.e.f. January 20, 2021 for the period of 3 years was confirmed as a Director & Whole time Director w.e.f. September 28, 2021. Adequate notice is given to all the Directors to schedule the Board Meetings, agenda and detailed notes on agenda were sent in advance, and a system exists for seeking and obtaining further information and clarifications on the agenda items before the meeting and for meaningful participation at the meeting.

Majority decision is carried through while the dissenting members' views, if any, are captured and recorded as part of the Minutes.

I further report that there are adequate systems and processes in the Company commensurate with the size and operations of the Company to monitor and ensure compliance with applicable laws, rules, regulations and guidelines.

I further report that approval of lenders is pending as per Section 197 of the Companies Act, 2013 for the managerial remuneration paid/payable by the Company to Mr. Milind Naik (DIN: 00276884) Whole time Director of the Company.

I further report that during the audit period, there were no instances of:

- i. Public / Rights / debentures / sweat equity etc.;
- ii. Issue of Equity shares under Employee Stock Option Scheme;
- iii. Redemption / Buy- back of securities;
- iv. Major decisions taken by the Members in pursuance to Section 180 of the Companies Act, 2013 which would have major bearing on the Company's affairs;
- v. Merger / amalgamation / reconstruction etc.;
- vi. Foreign Technical Collaborations.

Date : 01/09/2022

Place : Thane

UDIN : F007052D000884137

Peer Review Cert No: 2004/2022

Chetan Anant Joshi
(FCS:7052, COP: 7744)

This Report is to be read with my letter of even date which is annexed as 'Annexure I' and forms an integral part of this report.

'Annexure I'

To,

The Members,

GTL Infrastructure Limited (CIN: L74210MH2004PLC144367)

3rd Floor, "Global Vision", Electronic Sadan No.II, MIDC,

TTC Industrial Area, Mahape, Navi Mumbai- 400710.

My report of even date is to be read along with this letter

1. Maintenance of Secretarial record is the responsibility of the management of the Company. My responsibility is to express an opinion on these secretarial records based on my audit.
2. I have followed the audit practices and process as were appropriate to obtain reasonable assurance about the correctness of the contents of the Secretarial records. The verification was done on test basis to ensure that correct facts are reflected in Secretarial records. I believe that the process and practices, I followed, provide a reasonable basis for my opinion.
3. I have not verified the correctness and appropriateness of financial records and Books of Accounts of the Company.
4. Where ever required, I have obtained the Management representation about the Compliance of laws, rules and regulations and happening of events etc.
5. The Compliance of the provisions of Corporate and other applicable laws, rules, regulations, standards is the responsibility of management. My examination was limited to the verification of procedure on test basis.
6. The Secretarial Audit report is neither an assurance as to the future viability of the Company nor of the efficacy or effectiveness with which the management has conducted the affairs of the Company.
7. I have partially conducted online verification and examination of records, as facilitated by the Company due to prevailing conditions owing to Covid-19 for the purpose of issuing this Report.

Date : 01/09/2022

Place : Thane

Chetan Anant Joshi
(FCS: 7052, COP: 7744)

ANNEXURE B TO DIRECTORS' REPORT SECRETARIAL COMPLIANCE REPORT

OF

GTL INFRASTRUCTURE LIMITED
(CIN: L74210MH2004PLC144367)

For the year ended 31st March, 2022

1. I, Chetan Anant Joshi – Practicing Company Secretary have examined:
 - (a) all the documents and records made available to me and explanation provided by GTL INFRASTRUCTURE LIMITED having CIN – L74210MH2004PLC144367 (“the listed entity”), arising from the compliances of specific regulations listed under Clause 2 of this report;
 - (b) the filings or submissions made by the listed entity to the stock exchanges in connection with the above,
 - (c) website of the listed entity and
 - (d) all other document, filing or submissions on the basis of which this certificate has been given, for the financial year ended 31st March, 2022 (“Review Period”) in respect of compliance with the provisions of:
 - (a) the Securities and Exchange Board of India Act, 1992 (“SEBI Act”) and the Regulations, circulars, guidelines issued thereunder; and
 - (b) the Securities Contracts (Regulation) Act, 1956 (“SCRA”), rules made thereunder and the Regulations, circulars, guidelines issued thereunder by the Securities and Exchange Board of India (“SEBI”);
2. The specific Regulations, whose provisions and the circulars/ guidelines issued thereunder, have been examined, include:–
 - (a) The Securities and Exchange Board of India (Listing Obligations and Disclosure Requirements) Regulations, 2015;
 - (b) The Securities and Exchange Board of India (Issue of Capital and Disclosure Requirements) Regulations, 2018; ***(not applicable during the review period)***
 - (c) The Securities and Exchange Board of India (Substantial Acquisition of Shares and Takeovers) Regulations, 2011;
 - (d) The Securities and Exchange Board of India (Buyback of Securities) Regulations, 2018; ***(not applicable during the review period)***
 - (e) The Securities and Exchange Board of India (Share Based Employee Benefits) Regulations, 2014 and Securities and Exchange Board of India (Share Based Employee Benefits and Sweat Equity) Regulations, 2021; ***(not applicable during the review period)***
 - (f) The Securities and Exchange Board of India (Issue and Listing of Debt Securities) Regulations, 2008, The Securities and Exchange Board of India (Issue and Listing of Non– Convertible and Redeemable Preference Shares) Regulations, 2013, The Securities and Exchange Board of India (Issue and Listing of Convertible Securities) Regulations, 2021 ***(not applicable during the review period)***
 - (g) The Securities and Exchange Board of India (Prohibition of Insider Trading) Regulations, 2015;
 - (h) The Securities and Exchange Board of India (Depositories and Participants) Regulations, 2018;
 - (i) The Securities and Exchange Board of India (Registrars to an Issue and Share Transfer agent) Regulations, 1993 regarding the Companies Act and dealing with client– ***(not applicable during the review period)***

and based on the above examination, I hereby report that, during the Review Period:

- (a) The listed entity has complied with the provisions of the above Regulations and circulars/ guidelines issued thereunder except in respect of matter specified below

Sr. No.	Compliance Requirement (Regulations/ circulars / guidelines including specific clause)	Deviations	Observations/ Remarks of the Practicing Company Secretary
1.	Regulation 25 (10) of The Securities and Exchange Board of India (Listing Obligations and Disclosure Requirements) Regulations, 2015	The Company has not undertaken Directors and Officers Insurance (D & O Insurance) for its Independent Directors.	The Company is in negotiation with the Insurance Company for obtaining D&O Insurance Policy.

- (b) The listed entity has maintained proper records under the provisions of the above Regulations and circulars/ guidelines issued thereunder insofar as it appears from my examination of those records.
- (c) The following are the details of actions taken against the listed entity / its promoters / directors / material subsidiaries either by SEBI or by Stock Exchanges (including under the Standard Operating Procedures issued by SEBI through various circulars) under the aforesaid Acts/ Regulations and circulars/ guidelines issued thereunder:

Sr. No.	Action taken by	Details of violation	Details of action taken E.g. fines, warning letter, debarment, etc.	Observations/ remarks of the Practicing Company Secretary, if any.
---------	-----------------	----------------------	---	--

NIL

- (d) During the review period, as per the information provided by the Company, prima facie there are no instances of transactions by the Designated Person in the Securities of the Company during the closure of trading window period.
- (e) The listed entity has taken following actions to comply with the observations made in the previous report:

Sr. No.	Observations by the Practicing Company Secretary in the previous report	Observations made in the Secretarial Compliance report for the year ended	Actions taken by the listed entity, if any	Comments of the Practicing Company secretary on actions taken by the listed entity
---------	---	---	--	--

NIL

Note: The observations made in the Secretarial Compliance Report for the financial year ended 31st March, 2020 were already mentioned in the previous year's report (i.e. report for the financial year ended on 31st March, 2021) and since the Company has complied with the said compliance requirement regularly, no action was required to be taken in current year.

- (f) I have partially conducted online verification and examination of records as facilitated by the Company due to prevailing conditions owing to COVID-19 for the purpose of issuing this report.

Chetan Anant Joshi

Practicing Company secretary

(FCS: 7052, CoP: 7744)

UDIN: F007052D000414129

Peer Review Cert No: 2004/2022

Date : 27/05/2022

Place: THANE

ANNEXURE C TO DIRECTORS' REPORT ANNUAL REPORT ON CORPORATE SOCIAL RESPONSIBILITY (CSR) ACTIVITIES FOR THE FINANCIAL YEAR 2021–22

[Pursuant to the Companies (Corporate Social Responsibility Policy) Rules, 2014]

1. A brief outline on CSR policy of the Company:

The Company acknowledges debts towards the society in which it operates and in order to discharge its responsibility, it will undertake, when permissible, various projects through 'Global Foundation' a Public Charitable Trust for the betterment of the society and in particular in the areas such as education, health, community service, medical assistance and rural education.

2. The Composition of the CSR Committee:

Sl. No.	Name of the Director	Designation / Nature of Directorship	Number of meetings of CSR Committee held during the year	Number of meetings of CSR Committee attended during the year
1.	Mr. Manoj G. Tirodkar	Chairman and Non–Executive Non–Independent Director	1	1
2.	Dr. Anand P. Patkar	Member, Non–Executive Independent Director	1	1
3.	Mr. Milind K. Naik	Member, Executive Director	1	1
4.	Mrs. Sunali Chaudhry*	Member, Non–Executive Non–Independent Director	1	1

* ceased to be Member w.e.f. February 22, 2022

3. Provide the web–link where Composition of CSR committee, CSR Policy and CSR projects approved by the board are disclosed on the website of the company:

The Company's CSR Policy and composition of CSR committee has been uploaded on the Company's Website at following link:
<https://www.gtlinfra.com/investors/corporate–governance/>

4. Provide the details of Impact assessment of CSR projects carried out in pursuance of sub–rule (3) of rule 8 of the Companies (Corporate Social Responsibility Policy) Rules, 2014, if applicable (attach the report):

Not applicable in view of losses incurred by the Company.

5. Details of the amount available for set off in pursuance of sub–rule (3) of rule 7 of the Companies (Corporate Social Responsibility Policy) Rules, 2014 and amount required for set off for the financial year, if any:

Not applicable in view of losses incurred by the Company

6. Average net profit of the company as per section 135(5):

Average Net Loss of ₹ 149,972 Lakhs

7. (a) Two percent of average net profit of the company as per section 135(5):

Not Applicable

(b) Surplus arising out of the CSR projects or programmes or activities of the previous financial years: Not Applicable

(c) Amount required to be set off for the financial year, if any: Not Applicable

(d) Total CSR obligation for the financial year (7a+7b–7c): Not Applicable

8. (a) CSR amount spent or unspent for the financial year:

Not Applicable

(b) Details of CSR amount spent against ongoing projects for the financial year: Not Applicable

(c) Details of CSR amount spent against other than ongoing projects for the financial year: Not Applicable

(d) Amount spent in Administrative Overheads: Not Applicable

(e) Amount spent on Impact Assessment, if applicable: Not Applicable

(f) Total amount spent for the Financial Year (8b+8c+8d+8e): Not Applicable

- (g) **Excess amount for set off, if any:** Not Applicable
9. (a) **Details of Unspent CSR amount for the preceding three financial years:** Not Applicable
- (b) **Details of CSR amount spent in the financial year for ongoing projects of the preceding financial year(s):** Not Applicable
10. **In case of creation or acquisition of capital asset, furnish the details relating to the asset so created or acquired through CSR spent in the financial year (asset-wise details):**
- a. **Date of creation or acquisition of the capital asset(s):** Not Applicable
- b. **Amount of CSR spent for creation or acquisition of capital asset:** Not Applicable
- c. **Details of the entity or public authority or beneficiary under whose name such capital asset is registered, their address etc.:** Not Applicable
- d. **Provide details of the capital asset(s) created or acquired (including complete address and location of the capital asset):** Not Applicable
11. **Specify the reason(s), if the company has failed to spend two per cent of the average net profit as per section 135(5):** Not Applicable

Mumbai
September 01, 2022

Milind K. Naik
Whole-time Director

Manoj G. Tirodkar
Chairman –
Corporate Social Responsibility Committee

ANNEXURE D TO DIRECTORS' REPORT BUSINESS RESPONSIBILITY REPORT

SECTION A: GENERAL INFORMATION ABOUT THE COMPANY

1.	Corporate Identity Number (CIN) of the Company	L74210MH2004PLC144367	
2.	Name of the Company	GTL Infrastructure Limited	
3.	Registered address	'Global Vision', 3rd Floor, Electronic Sadan–II, MIDC, TTC Industrial Area, Mahape, Navi Mumbai – 400710, Maharashtra, India.	
4.	Website	https://www.gtlinfra.com/	
5.	E–mail id	gilshares@gtlinfra.com	
6.	Financial Year reported	2021–22	
7.	Sector(s) that the Company is engaged in (industrial activity code–wise)	National Industrial Classification Code	Description
		619	Providing Telecom Towers on shared basis to multiple telecom operators
8.	List three key products/services that the Company manufactures/provides (as in balance sheet)	Providing passive infrastructure on shared basis to telecom operators for hosting their active network components for 2G, 3G, 4G, 5G, IoT and Enterprise Wireless Network	
9.	Total number of locations where business activity is undertaken by the Company	Presence across 22 Telecom Circles in India serving all the major telecom operators	
	(a) Number of International Locations (Provide details of major 5)	Nil	
	(b) Number of National Locations	Presence across 22 Telecom Circles in India serving all the major telecom operators	
10.	Markets served by the Company – Local/State/National/ International	At present, the Company is only serving Indian market.	

SECTION B: FINANCIAL DETAILS OF THE COMPANY

		FY 2021–22
1.	Paid up Capital	₹ 1,262,333 Lakhs
2.	Total Turnover	₹ 146,273 Lakhs
3.	Total profit after taxes	₹ (147,467 Lakhs)
4.	Total Spending on Corporate Social Responsibility (CSR) as percentage of profit after tax (%)	Nil
5.	List of activities in which expenditure in 4 above has been incurred: –	Not Applicable

SECTION C: OTHER DETAILS

1.	Does the Company have any Subsidiary Company/ Companies?	No
2.	Do the Subsidiary Company/Companies participate in the BR Initiatives of the parent company? If yes, then indicate the number of such subsidiary company(s)	Not Applicable
3.	Do any other entity/entities (e.g. suppliers, distributors etc.) that the Company does business with, participate in the BR initiatives of the Company? If yes, then indicate the percentage of such entity/entities? [Less than 30%, 30–60%, More than 60%]	Not Applicable

SECTION D: BUSINESS RESPONSIBILITY INFORMATION**1. Details of the Director/Director responsible for implementation of the BR policy/policies and Details of the BR head**

1. Director Identification Number (if applicable)	: 00276884
2. Name	: Mr. Milind K. Naik
3. Designation	: Whole-time Director
4. Telephone Number	: +91 22 69283500

2. Principle-wise (as per NVGs) BR Policy/policies

The National Voluntary Guidelines on Social, Environmental and Economic Responsibilities of Business (NVGs) released by the Ministry of Corporate Affairs has adopted nine areas of Business Responsibility. These briefly are as follows:

P1	Business should conduct and govern themselves with Ethics, Transparency and Accountability
P2	Businesses should provide goods and services that are safe and contribute to sustainability throughout their life cycle
P3	Businesses should promote the well being of all employees
P4	Businesses should respect the interests of, and be responsive towards all stakeholders, especially those who are disadvantaged, vulnerable and marginalized
P5	Businesses should respect and promote human rights
P6	Business should respect, protect, and make efforts to restore the environment
P7	Businesses, when engaged in influencing public and regulatory policy, should do so in a responsible manner
P8	Businesses should support inclusive growth and equitable development
P9	Businesses should engage with and provide value to their customers and consumers in a responsible manner

No.	Questions	P 1	P 2	P 3	P 4	P 5	P 6	P 7	P 8	P 9
1.	Do you have a policy/ policies for....	Y	Y	Y	Y	Y	Y	Y	Y	Y
2.	Has the policy being formulated in consultation with the relevant stakeholders?	Y	Y	Y	Y	Y	Y	Y	Y	Y
		While there is no formal consultation with all stakeholders, the relevant policies have evolved over a period of time by taking inputs from the concerned internal stakeholders.								
3.	Does the policy conform to any national / international standards? If yes, specify? (50 words)	Y	Y	Y	Y	Y	Y	Y	Y	Y
		The policies has been drafted on the basis of applicable laws, code of conduct and applicable standards								
4.	Has the policy being approved by the Board? Is yes, has it been signed by MD/ owner/ CEO/ appropriate Board Director?	Y	Y	Y	Y	Y	Y	Y	Y	Y
		Policies mandated under the Companies Act, 2013 ("Act") and SEBI (Listing Obligation and Disclosure Requirements) Regulation, 2015 ("Listing Regulations") are approved by the Board and other policies are approved by the Whole-time Director / Functional Heads of the Company as appropriate from time to time.								
5.	Does the company have a specified committee of the Board/ Director/ Official to oversee the implementation of the policy?	Y	Y	Y	Y	Y	Y	Y	Y	Y
		The Whole-time Director and the Functional Heads oversee implementation of the policies.								
6.	Indicate the link for the policy to be viewed online?	Policies mandated to be displayed on website of the Company as per the Act and Listing Regulations are displayed at https://www.gtlinfra.com/investors/corporate-governance/								

No.	Questions	P 1	P 2	P 3	P 4	P 5	P 6	P 7	P 8	P 9
7.	Has the policy been formally communicated to all relevant internal and external stakeholders?	Y	Y	Y	Y	Y	Y	Y	Y	Y
	Except policies mandated under the Act and Listing Regulations, which are available on website of the Company, all other policy documents are uploaded on the intranet and are accessible to all employees of the Company.									
8.	Does the company have in-house structure to implement the policy/ policies.	Y	Y	Y	Y	Y	Y	Y	Y	Y
9.	Does the Company have a grievance redressal mechanism related to the policy/ policies to address stakeholders' grievances related to the policy/ policies?	Y	Y	Y	Y	Y	Y	Y	Y	Y
10.	Has the company carried out independent audit/ evaluation of the working of this policy by an internal or external agency?	N	N	N	N	N	N	N	N	N
	Implementation of the policies is evaluated internally.									

3. Governance related to BR

- (a) Indicate the frequency with which the Board of Directors, Committee of the Board or CEO to assess the BR performance of the Company. Within 3 months, 3–6 months, Annually, More than 1 year

The Whole-time Director assesses the BR performance of the Company on annual basis.

- (b) Does the Company publish a BR or a Sustainability Report? What is the hyperlink for viewing this report? How frequently it is published?

Yes, the Business Responsibility Report is published annually as part of annual report. The Report can also be accessed on the Company's website at <https://www.gtlinfra.com/investors/corporate-governance/>.

SECTION E: PRINCIPLE-WISE PERFORMANCE

Principle 1

1. Does the policy relating to ethics, bribery and corruption cover only the company? Yes/ No. Does it extend to the Group/Joint Ventures/ Suppliers/Contractors/NGOs /Others?

The Company has a Code of Conduct for Directors as well as all employees of the Company which covers issues inter-alia related to ethics and bribery. It also covers dealing with suppliers, customers and other stakeholders.

2. How many stakeholder complaints have been received in the past financial year and what percentage was satisfactorily resolved by the management? If so, provide details thereof, in about 50 words or so.

During the financial year, no complaints were received from the shareholders. The Company continues to engage with landlords for addressing their concerns due to non-payment of rentals by discontinued operators.

Principle 2

1. List up to 3 of your products or services whose design has incorporated social or environmental concerns, risks and/or opportunities.
- Regular and timely induction / replacement of Passive Infrastructure related Capex like Battery Banks, Power Systems, Automation systems at tower site for optimal energy consumption leading to reduction in wastage and increasing performance.
 - Periodical Corrective and Preventive Maintenance of assets to ensure right levels of load to power ratio, thereby controlling excessive overrun of Energy utilized.
 - Operating high EB availability sites with optimal fuel stock, thus reducing wastage as well as making sites Fuel Free. A total of 2246 sites are operating as Diesel free sites.

- d. Increased drive to get sites connected / reconnected with EB (as applicable), thus reducing diesel consumption for a clean Energy operation.
 - e. New Initiative for Implementation of Mobile App based Site Survey for Asset Verification and Preventive Maintenance data for Site Sustainability.
 - f. Governance for New Network Elements Implementation by the Customer.
 - g. Sustained efforts to reduce potential pilferage of fuel and electricity at site through a strong governance mechanism in the field.
 - h. Constant monitoring of excessive energy use sites to identify root causes and rectify the same, thereby controlling the excess consumption and conserving Energy.
2. For each such product, provide the following details in respect of resource use (energy, water, raw material etc.) per unit of product(optional):
- a. Reduction during sourcing/production/ distribution achieved since the previous year throughout the value chain?
Energy Conservation efforts resulted in reduction in sourcing of Diesel as compared to earlier year. Judicious and holistic approach to site upgradation / rectification resulted in optimum capex sourcing. Better warehouse and inventory management avoided excessive distribution costs.
 - b. Reduction during usage by consumers (energy, water) has been achieved since the previous year?
With sustained efforts on both technology as well as creating social awareness under various initiatives as mentioned at sr. no. 1, the Company achieved significant reduction in consumption of Fuel and Electricity at sites.
3. Does the company have procedures in place for sustainable sourcing (including transportation)? If yes, what percentage of your inputs was sourced sustainably? Also, provide details thereof, in about 50 words or so.
Yes. The Company has undertaken various projects for sustainable sourcing e.g. deep discharge batteries, solar installations in the past and is continuously exploring new sources like Li ion battery, Fuel Cells etc.

The Company has created a telecom circle based structure taking operations near to the telecom site and thus saving on unnecessary wastage and costs.

Funding of procured fuel and electricity is done through centralised portals, petro cards and online payments thus reducing dependence on paper bills as well as cash transaction at field level.

Transporters and service vendors are sourced locally within the circle wherever available to avoid unnecessary burden on resources and costs.
4. Has the company taken any steps to procure goods and services from local & small producers, including communities surrounding their place of work? If yes, what steps have been taken to improve their capacity and capability of local and small vendors?
Yes. Please refer to description given at sr .no 3
5. Does the company have a mechanism to recycle products and waste? If yes what is the percentage of recycling of products and waste (separately as <5%, 5–10%, >10%). Also, provide details thereof, in about 50 words or so.
Yes. The Company supports recycling, e.g. in case of Lead from Lead acid batteries and iron from non–usable towers, through its registered vendors from time to time. The Company also looks at possible measure of reusing the same product e.g. batteries by boost charging so that maximum productivity can be achieved.

Principle 3

1. Please indicate the Total number of employees : 669
2. Please indicate the Total number of employees hired on temporary/contractual/casual basis : 9
3. Please indicate the Number of permanent women employees : 23
4. Please indicate the Number of permanent employees with disabilities : 0
5. Do you have an employee association that is recognized by management ? No
6. What percentage of your permanent employees is members of this recognized employee association ? Not Applicable

7. Please indicate the Number of complaints relating to child labour, forced labour, involuntary labour, sexual harassment in the last financial year and pending, as on the end of the financial year.

No.	Category	No of complaints filed during the financial year	No of complaints pending as on end of the financial year
1.	Child labour/forced labour/involuntary labour	Nil	Nil
2.	Sexual harassment	Nil	Nil
3.	Discriminatory employment	Nil	Nil

8. What percentage of your under mentioned employees were given safety & skill up-gradation training in the last year?

(a)	Permanent Employees	Fire & safety 90% skill upgradation 70%
(b)	Permanent Women Employees	Fire & safety 90% skill upgradation 60%
(c)	Casual/Temporary/Contractual Employees	Fire & safety 90% skill upgradation 70%
(d)	Employees with Disabilities	NA

Principle 4

- Has the company mapped its internal and external stakeholders? Yes
- Out of the above, has the company identified the disadvantaged, vulnerable & marginalized stakeholders? Yes
- Are there any special initiatives taken by the company to engage with the disadvantaged, vulnerable and marginalized stakeholders? If so, provide details thereof, in about 50 words or so.

The Company acknowledges debt towards society in which it operates including disadvantaged, vulnerable and marginalised section. It discharges its social responsibilities by supporting the cause adopted by 'Global Foundation', public charitable trust, through employee volunteerism and non-financial means.

Principle 5

- Does the policy of the company on human rights cover only the company or extend to the Group/Joint Ventures / Suppliers / Contractors / NGOs / Others?

The Company does not have a specific policy only on human rights. However, principles of the same have been covered in Code of Conduct and Grievance Handling Policies, which also covers dealing with suppliers, customers and other stakeholders.

- How many stakeholder complaints have been received in the past financial year and what percent was satisfactorily resolved by the management?

The Company has not received any complaint regarding violation of human rights.

Principle 6

- Does the policy related to Principle 6 cover only the company or extends to the Group/Joint Ventures/Suppliers/Contractors/NGOs/others.

The Company's Health, Safety and Environment policy extends to all employees of the Company.

- Does the company have strategies/ initiatives to address global environmental issues such as climate change, global warming, etc? If yes, please give hyperlink for webpage etc.

We have sensitized every employee of our organisation towards the impact of global warming on our planet. We execute a detailed study on the impact of our projects on air, water, land, flora, fauna and human beings. The study enables us to train and educate the stakeholders to address the concerned environmental issues appropriately. Our endeavour as an IP player is to extend our efforts in reducing CO2 footprint as part of telecom engagement.

- Does the company identify and assess potential environmental risks? Yes
- Does the company have any project related to Clean Development Mechanism? If so, provide details thereof, in about 50 words or so. Also, if Yes, whether any environmental compliance report is filed?

Presently, the Company is not undertaking any projects related to Clean Development Mechanism.

- Has the company undertaken any other initiatives on – clean technology, energy efficiency, renewable energy, etc. If yes, please give hyperlink for web page etc.

- Regular and timely induction / replacement of Passive Infrastructure related Capex like Battery Banks, Power Systems, Automation systems at tower site for optimal energy consumption leading to reduction in wastage and increasing performance.

- b. Periodical Corrective and Preventive Maintenance of assets to ensure right levels of load to power ratio, thereby controlling excessive overrun of Energy utilized.
- c. Operating high EB availability sites with optimal fuel stock, thus reducing wastage as well as making sites Fuel Free. A total of 2246 sites are operating as Diesel free sites.
- d. Increased drive to get sites connected / reconnected with EB (as applicable), thus reducing diesel consumption for a clean Energy operation.
- e. New Initiative for Implementation of Mobile App based Site Survey for Asset Verification and Preventive Maintenance data for Site Sustainability.
- f. Governance for New Network Elements Implementation by the Customer.
- g. Sustained efforts to reduce potential pilferage of fuel and electricity at site through a strong governance mechanism in the field.

Constant monitoring of excessive energy use sites to identify root causes and rectify the same, thereby controlling the excess consumption and conserving Energy.

6. Are the Emissions/Waste generated by the company within the permissible limits given by CPCB/SPCB for the financial year being reported?
The Company is, in most of the cases, well within the permissible limits.
7. Number of show cause/ legal notices received from CPCB/SPCB which are pending (i.e. not resolved to satisfaction) as on end of Financial Year. – Nil

Principle 7

1. Is your company a member of any trade and chamber or association? If Yes, Name only those major ones that your business deals with:
Yes, The Confederation of Indian Industry (CII)
2. Have you advocated/lobbied through above associations for the advancement or improvement of public good? Yes/No; if yes specify the broad areas (drop box: Governance and Administration, Economic Reforms, Inclusive Development Policies, Energy security, Water, Food Security, Sustainable Business Principles, Others)
The Company participates in seminars, conferences and other forums on issues and policy matters that impacts the interest of its stakeholders.

Principle 8

1. Does the company have specified programmes /initiatives / projects in pursuit of the policy related to Principle 8? If yes details thereof.
The Company through its employee participation and non-financial means supports the causes adopted by 'Global Foundation'.
2. Are the programmes/projects undertaken through in-house team/own foundation/external NGO/government structures/any other organization? Not Applicable
3. Have you done any impact assessment of your initiative? Not Applicable
4. What is your company's direct contribution to community development projects– Amount in INR and the details of the projects undertaken? Not Applicable
5. Have you taken steps to ensure that this community development initiative is successfully adopted by the community? Please explain in 50 words, or so. – Not Applicable

Principle 9

1. What percentage of customer complaints/consumer cases are pending as on the end of financial year? Nil
2. Does the company display product information on the product label, over and above what is mandated as per local laws? Yes/ No/N.A. /Remarks (additional information) – Not Applicable
3. Is there any case filed by any stakeholder against the company regarding unfair trade practices, irresponsible advertising and/or anti-competitive behaviour during the last five years and pending as on end of financial year? If so, provide details thereof, in about 50 words or so. – No
4. Did your company carry out any consumer survey/ consumer satisfaction trends? No.

In accordance with Part C of Schedule V of the Securities and Exchange Board of India (Listing Obligations and Disclosure Requirements) Regulations, 2015 (“the Listing Regulations”), the report on compliance of Corporate Governance at GTL Infrastructure Limited is given as under:

1. COMPANY’S PHILOSOPHY ON CORPORATE GOVERNANCE

The Company’s Philosophy on Corporate Governance as adopted by its Board of Directors is to:

- Ensure that the quantity, quality and frequency of financial and managerial information, which the management shares with the Board, fully place the Board Members in control of the Company’s affairs.
- Ensure that the Board exercises its fiduciary responsibilities towards shareowners and creditors, thereby ensuring high accountability.
- Ensure that the extent to which the information is disclosed to present and potential investors is maximized.
- Ensure that the decision-making is transparent and documentary evidence is traceable through the minutes of the meetings of the Board/ Committees thereof.
- Ensure that the Board, the Management, the Employees and all concerned are fully committed to maximizing long-term value to the share owners and the Company.
- Ensure that the core values of the Company are protected.
- Ensure that the Company positions itself from time to time to be at par with any other world-class companies in operating practices.

2. BOARD OF DIRECTORS

i) Size and composition of the Board

The current policy is to have an appropriate mix of Executive and Independent Directors to maintain the independence of the Board and separate its functions of governance and management. As on March 31, 2022, the Company has 7 Directors with a Non-Executive Chairman and a Non-Executive Vice Chairman. Of the 7 Directors, 6 (i.e.85.71%) are Non-Executive Directors and 4 (i.e.57.14%) are Independent Directors including woman director. The composition of the Board is in conformity with Regulation 17(1) of the Listing Regulations and Section 149 of the Companies Act, 2013 (the “Act”).

- ii) All the Directors have informed the Company periodically about their directorship and membership on the Board Committees of other public limited companies. As per disclosure received from Director(s), none of the Directors on the Board hold membership in more than ten (10) committees or chairmanship in more than five (5) committees across all the public limited companies in which he/she is a Director.

The composition of the Board, category of directorship, the number of meetings held and attended during the year, the directorships /chairmanship/ committee positions in other public limited companies as on March 31, 2022 are as follows:

Name of Director	Category*	Attendance in Board Meetings		Attendance at the last AGM	Number of Directorships in other Indian public limited companies **	Other Companies				Directorship in other Listed entity (Category of Directorship)
		Held	Attended			Board Directorship **	Board Chairmanship **	Committee Chairmanship/ Membership ***		
								Chairman	Members	
Mr. Manoj G. Tirodkar® (Chairman) DIN 00298407	NID/ NED	7	7	Yes	0	0	0	0	0	0
Mr N. Balasubramanian (Vice—Chairman) DIN 00288918	ID	7	7	Yes	0	0	0	0	0	0
Mr. Milind K. Naik (Whole–time Director) DIN 00276884	NID/ED	7	7	Yes	0	0	0	0	0	0
Dr. Anand P. Patkar DIN 00634761	ID	7	7	Yes	0	0	0	0	0	0
Mr. Charudatta K. Naik DIN 00225472	NID/NED	7	7	Yes	0	0	0	0	0	0

Name of Director	Category*	Attendance in Board Meetings		Attendance at the last AGM	Number of Directorships in other Indian public limited companies **	Other Companies				Directorship in other Listed entity (Category of Directorship)
						Board Directorship **	Board Chairmanship **	Committee Chairmanship/ Membership ***		
		Held	Attended					Chairman	Members	
Mrs. Dina S. Hatekar DIN 08535438	ID	7	7	Yes	0	0	0	0	0	0
Mrs. Sunali Chaudhry ^s DIN 07139326	NID/NED	7	7	Yes	0	0	0	0	0	0
Mr. Vinod B. Agarwala DIN 01725158	ID	7	7	Yes	3	3	0	2	4	1. Supreme Infrastructure India Ltd. (NID/ID) 2. Technocraft Industries (India) Ltd. (NID/ID) 3. IRIS Business Services Ltd. (NID/ID)

* ED – Executive Director, NID – Non– Independent Director, NED– Non– Executive Director, ID– Independent Director

** In Indian Public Limited Companies

*** In Audit committee and Stakeholders' Relationship Committee in Indian public limited companies (listed and unlisted).

@ Mr. Manoj Tirodkar is interested in Promoter Group Company. All other Directors are Non–Promoter Directors. There are no inter–se relationships between our Board members.

\$ Ceased to be director w.e.f. February 22, 2022.

iii) Skills/expertise/competencies of the Board of Directors

The Board Comprises of qualified members who bring in the required skills, competence and expertise that allow them to make effective contribution to the Board and its committees.

In view of the objectives and activities of our Business, the Company requires skills/ expertise/ competencies in the areas of Finance, Regulatory, Strategy, Business Leadership, Law, Sales & Marketing and Risks & Governance.

The Board is satisfied that the current composition reflects an appropriate mix of knowledge, skills, experience, diversity and independence required for it to function effectively.

The area of core expertise of each directors is given below:

Name of Director	Area of Expertise
Mr. Manoj G. Tirodkar	Finance, Strategy, Business Leadership, Risks & Governance
Mr. N. Balasubramanian	Finance, Strategy, Business Leadership
Mr. Milind Naik	Strategy, Business Leadership, Sales & Marketing
Dr. Anand P. Patkar	Finance, Strategy, Business Leadership
Mr. Charudatta K. Naik	Strategy, Business Leadership, Sales & Marketing
Ms. Dina S. Hatekar	Business Leadership, Law, Sales & Marketing
Mr. Vinod B. Agarwala	Finance, Regulatory, Strategy, Law, Risks & Governance

- iv) Independent Directors are non–executive directors as defined under Regulation 16(1)(b) of the Listing Regulations. The maximum tenure of the Independent Directors is in compliance with the Act. All the Independent Directors have confirmed that they meet the criteria as mentioned under Section 149 of the Act and Regulation 16(1)(b) of the Listing Regulations. Further, in terms of Regulation 25(8) of SEBI Listing Regulations, they have confirmed that they are not aware of any circumstance or situation which exists or may be reasonably anticipated that could impair or impact their ability to discharge their duties.

The Board of Directors confirms that in the opinion of the Board of Directors, the independent directors fulfill the conditions specified in the Regulation 16(1)(b) of the Listing Regulations and are independent of the management. Further, the Independent Directors have included their names in the data bank of Independent Directors maintained with the Indian Institute of Corporate Affairs in terms of Section 150 of the Act read with Rule 6 of the Companies (Appointment & Qualification of Directors) Rules, 2014.

The details of familiarization programmes imparted to independent directors, are available on website of the Company at following link.

<https://www.gtlinfra.com/investors/corporate-governance/>

During the year under review, a separate meeting of the Independent Directors was held on March 17, 2022 and all the Independent Directors were present for this meeting.

- v) **Number of Board Meetings held and the dates on which held:** The Board of Directors met seven (7) times during the year under review. The maximum time gap between any two consecutive meetings did not exceed one hundred and twenty days. The details of the Board Meetings are as under:

Date of Board Meeting	Board Strength	No. of Directors Present
June 3, 2021	07	07
August 10, 2021	07	07
September 2, 2021	07	07
November 11, 2021	07	07
December 15, 2021	07	07
February 14, 2022	07	07
February 22, 2022	07	07

Due to the exceptional circumstances caused by the Covid-19 pandemic all Board and Committee meetings in financial year 2021-22 were held through video conferencing as permitted by Regulatory authorities

- vi) **Details of equity shares of the Company held by the Directors as on March 31, 2022 are as under:**

Name of Director	Number of Shares
Mr. Manoj G. Tirodkar	5,897,783
Mr. N. Balasubramanian	530,046
Dr. Anand P. Patkar	100,000
Mr. Charudatta K. Naik	1,325,900
Mr. Vinod B. Agarwala	459,000
Ms. Dina S. Hatekar	9,425
Mr. Milind K. Naik	19,000

3. BOARD COMMITTEES

A. Audit Committee:

- i) **Composition:** The Audit Committee of the Board comprises of two Independent Directors namely Mr. N. Balasubramanian and Mr. Vinod B. Agarwala and one Non-Independent / Non-Executive Director Mr. Charudatta K. Naik. All the Members of the Audit Committee possess financial/accounting expertise/exposure. The composition of the Audit Committee meets the requirements of Section 177 of the Act, Regulation 18 of the Listing Regulations. Mr. N. Balasubramanian is the Chairman of the Committee.

The Company Secretary acts as the secretary to the Audit Committee.

ii) Terms of Reference: The terms of reference of the Audit Committee are as under:

- Oversight of the Company's financial reporting process and the disclosure of its financial information to ensure that the financial statements are correct, sufficient and credible.
- Recommendation for appointment, remuneration and terms of appointment of auditors of the Company
- Approval of payment to statutory auditors for any other services rendered by the statutory auditors;
- Reviewing, with the management, the annual financial statements and auditor's report thereon before submission to the Board for approval, with particular reference to:
 - Matters required to be included in the Director's Responsibility Statement to be included in the Board's Report in terms of clause (c) of sub – section 3 of section 134 of the Act.
 - Changes, if any, in accounting policies and practices and reasons for the same.
 - Major accounting entries involving estimates based on the exercise of judgment by management.
 - Significant adjustments made in the financial statements arising out of audit findings.
 - Compliance with listing and other legal requirements relating to financial statements.
 - Disclosure of any related party transactions.
 - Modified Opinion(s) in the draft audit report.
- Reviewing, with the management, the quarterly financial statements before submission to the Board for approval.
- Reviewing, with the management, the statement of uses / application of funds raised through an issue (public issue, rights issue, preferential issue, etc.), the statement of funds utilized for purposes other than those stated in the offer document / prospectus / notice and the report submitted by the monitoring agency monitoring the utilisation of proceeds of a public or rights issue, and making appropriate recommendations to the board to take up steps in this matter;
- Reviewing and monitoring the auditor's independence and performance, and effectiveness of audit process;
- Approval or any subsequent modification of transactions of the Company with related parties;
- Scrutiny of inter–corporate loans and investments;.
- Valuation of undertakings or assets of the Company, wherever it is necessary;
- Evaluation of internal financial controls and risk management systems;
- Reviewing, with the management, performance of statutory and internal auditors, adequacy of the internal control systems;
- Reviewing the adequacy of internal audit function, if any, including the structure of the internal audit department, staffing and seniority of the official heading the department, reporting structure coverage and frequency of internal audit;
- Discussion with internal auditors of any significant findings and follow up there on;
- Reviewing the findings of any internal investigations by the internal auditors into matters where there is suspected fraud or irregularity or a failure of internal control systems of a material nature and reporting the matter to the Board;
- Discussion with statutory auditors before the audit commences, about the nature and scope of audit as well as post–audit discussion to ascertain any area of concern;
- To look into the reasons for substantial defaults in the payment to the depositors, debenture holders, shareholders (in case of non–payment of declared dividends) and creditors;
- To review the functioning of the whistle blower mechanism;
- Approval of appointment of Chief Financial Officer after assessing the qualifications, experience and background, etc. of the candidate;

- Carrying out any other function as is mentioned in the terms of reference of the audit committee.
- To review the following information:
 - the management discussion and analysis of financial condition and results of operations;
 - Statement of significant related party transactions (as defined by the audit committee), submitted by management;
 - Management letters / letters of internal control weaknesses issued by the Statutory Auditors;
 - Internal audit reports relating to internal control weaknesses; and
 - The appointment, removal and terms of remuneration of Chief Internal Auditor.
 - Statement of deviations:
 - a. Quarterly statement of deviation(s) including report of monitoring agency, if applicable, submitted to stock exchange(s) in terms of Regulation 32(1).
 - b. Annual statement of funds utilized for purposes other than those stated in the offer document/ prospectus/ notice in terms of Regulation 32(7).
- iii) The Audit Committee invites such of the executives, as it considers appropriate (particularly the head of finance function), representatives of the Statutory Auditors and representatives of the Internal Auditors to be present at its meetings.
- iv) The previous Annual General Meeting of the Company was held on September 28, 2021 and was attended by Mr. N. Balasubramanian, Chairman of the Audit Committee.
- v) **Number of Audit Committee Meetings held and the dates on which held:**

The Audit Committee met five (5) times during the year under review on June 6, 2021, August 10, 2021, October 6, 2021, November 11, 2021 and February 14, 2022. The necessary quorum was present for all the meetings. The details of attendance of each Member at the Audit Committee meetings held during the year are as under:

Name	Category	Number of meetings during the year 2021–2022	
		Held	Attended
Mr. N. Balasubramanian (Chairman)	Independent, Non–Executive	5	5
Mr. Vinod B. Agarwala	Independent, Non–Executive	5	5
Mr. Charudatta K. Naik	Non–Independent, Non–Executive	5	5

B. Nomination & Remuneration Committee:

- i) **Composition:** The Nomination & Remuneration Committee of the Board comprises of two Independent Directors namely Mr. Vinod Agarwala and Mr. N. Balasubramanian, and one Non–Independent / Non–Executive Director, Mr. Charudatta K. Naik. Mr. Vinod Agarwala is the Chairman of the Committee.

The Company Secretary acts as the secretary to the Nomination & Remuneration Committee.

- ii) **Terms of Reference:** The terms of reference of the Nomination & Remuneration Committee are as under:
- Formulation of the criteria for determining qualifications, positive attributes and independence of a director and recommend to the Board of Directors a policy relating to, the remuneration of the directors, key managerial personnel and other employees;
 - Formulation of criteria for evaluation of performance of independent directors and the board of directors;
 - Devising a policy on diversity of Board of Directors;
 - Identifying persons who are qualified to become directors and who may be appointed in senior management in accordance with the criteria laid down, and recommend to the Board of Directors their appointment and removal;

- Whether to extend or continue the term of appointment of the independent director, on the basis of the report of performance evaluation of independent directors; Administer and supervise Employees Stock Option Schemes including allotment of shares arising out of conversion of Employees Stock Option Scheme(s) or under any other employee compensation scheme;
- Formulate suitable policies and systems for implementation, take appropriate decisions and monitor implementation of the following Regulations:
 - a. SEBI (Prohibition of Insider Trading) Regulations, 2015 and
 - b. SEBI (Prohibition of Fraudulent and Unfair Trade Practices relating to the Securities Market) Regulations, 2003.
- Perform such other functions consistent with applicable regulatory requirements.

iii) Number of Nomination & Remuneration Committee Meetings held and the dates on which held: The Nomination & Remuneration Committee met six (6) times during the year under review on April 23, 2021, August 31, 2021, November 11, 2021, December 15, 2021, February 15, 2022 and March 25, 2022. The necessary quorum was present for all the meetings. The details of attendance of each Member at the Nomination & Remuneration Committee meetings held during the year are as under:

Name	Category	Number of meetings during the year 2021–2022	
		Held	Attended
Mr. Vinod B. Agarwala (Chairman)	Independent, Non–Executive	6	6
Mr. N. Balasubramanian	Independent, Non–Executive	6	6
Mr. Charudatta K. Naik	Non–Independent, Non–Executive	6	6

iv) Performance evaluation criteria for Independent Directors: The Nomination and Remuneration Committee specified down the evaluation criteria for performance evaluation of Independent Directors, Board and its Committees. Following are the major criteria applied for performance evaluation:

- Attendance and Participation
- Pro–active and positive approach with regard to Board and Senior Management particularly the arrangements for management of risk and steps needed to meet challenges from the competition
- Maintaining confidentiality
- Acting in good faith and in the interest of the company as a whole
- Exercising duties with due diligence and reasonable care
- Openness to ideas, perspectives and opinions and ability to challenge old practices and throwing up new ideas for discussion
- Capacity to effectively examine financial and other information on operations of the company and the ability to make positive contribution thereon.

v) Remuneration of Directors :

(a) Pecuniary Relationship of Non–Executive Directors: The Company has no pecuniary relationship or transaction with its Non–Executive Directors other than payment of sitting fees for attending Board and Committee meetings.

(b) The Policy Dossier approved by the Board of Directors contains compensation policy for Directors, (including criteria for making payments to non– executive directors) which has been uploaded on the website of the Company at following link –

<https://www.gtlinfra.com/investors/corporate–governance/>

inter–alia, provides for the following:

Executive Directors:

- o Salary and commission not to exceed limits prescribed under the Act.
- o Remuneration from time to time depending upon the performance of the Company, individual Director's performance and prevailing Industry norms.
- o No sitting fees.
- o No Employee Stock Option Scheme for Promoter Directors.

Non-Executive Directors:

- o Eligible for commission based on time, efforts and output given by them.
- o Sitting fees and commission not to exceed limits prescribed under the Act.
- o Eligible for Employee Stock Option Scheme (other than Promoter and Independent Directors).

(c) Details of Remuneration paid to Directors:

(i) Executive Director:

Details of remuneration of Executive Director for the financial year ended March 31, 2022 is as under:

Name of the Director and period of appointment	Salary (₹ Lakh)	Benefits Perquisites and Allowances (₹ Lakh)	Leave Encashment & Company's Contribution to PF (₹ Lakh)	Performance Linked Incentive (₹ Lakh)	Stock Options Held
Milind Naik ^{\$}	56.34	59.09	—	—	—

^{\$} Mr. Naik has been re-appointed as Whole-time Director w.e.f. January 20, 2021. Approval of lenders is awaited for his managerial remuneration.

^{*} Amount mentioned in Leave Encashment & Company's Contribution to PF & Gratuity column is towards Company's contribution to Provident Fund only. Since the provision of leave encashment and gratuity has been made for the Company as whole, separate figure for him is not available.

(ii) Non-Executive Directors:

Name	Sitting Fees (₹ in Lakh)
Mr. Manoj G. Tirodkar	11.50
Mr. N Balasubramanian [#]	18.00
Dr. Anand P. Patkar [#]	12.25
Mr. Charudatta K. Naik	19.50
Mr. Vinod B. Agarwala [#]	23.25
Mrs. Sunali Chaudhry ^{\$}	13.75
Mrs. Dina S. Hatekar [^]	10.75

[#] Directors were appointed as Independent Directors from September 16, 2019 to September 15, 2024 and they are not liable to retire.

[^] Appointed as Independent Non-Executive Director with effect from August 14, 2019 till August 13, 2024 and she is not liable to retire

^{\$} Resigned w.e.f. February 22, 2022

Note: Currently, the Company does not have any stock option plans/ schemes.

C. Stakeholders' Relationship Committee:

- i) **Composition:** The Stakeholders' Relationship Committee of the Board comprises two Independent Directors' namely Dr. Anand P. Patkar and Mr. Vinod B. Agarwala and one Non-Independent / Non-Executive Director, Mr. Manoj G. Tirodkar, Dr. Anand Patkar is the Chairman of the Committee.

The Company Secretary acts as the secretary to the Stakeholders' Relationship Committee.

ii) **Terms of Reference:** The terms of reference of the Stakeholders' Relationship Committee are as under:

- Look into the redressal of Shareholders' and Investors' complaints/grievances like transfer of shares, non-receipt of Balance Sheet, non-receipt of declared dividends, etc.;
- Review the certificate of the Practicing Company Secretary regarding timely action on transfer, sub-division, consolidation, renewal, exchange or endorsement of calls / allotment monies.
- Oversee the performance of the Registrar and Share Transfer Agent and recommend measures for overall improvement in the quality of investor services.
- Ascertain whether the Registrars & Share Transfer Agents (RTA) are sufficiently equipped with infrastructure facilities such as adequate manpower, computer hardware and software, office space, documents handling facility etc to serve the shareholders / investors;
- Recommend to the Board, the appointment, reappointment, if required, the replacement or removal of the Registrar and Share Transfer Agent and the fixation of their fees.
- To carry out any other function as required by Securities and Exchange Board of India (Listing Obligations & Disclosure Requirements) Regulations, 2015, Companies Act and other Regulations.

iii) **Number of Stakeholders' Relationship Committee Meetings held and the dates on which held:** The Stakeholders' Relationship Committee met four (4) times during the year under review on June 03, 2021, August 10, 2021, November 11, 2021 and February 14, 2022. The necessary quorum was present for all the meetings. The details of attendance of each Member at the Stakeholders' Relationship Committee meetings held during the year are as under:

Name	Category	Number of meetings during the year 2021-22	
		Held	Attended
Dr. Anand P. Patkar (Chairman)	Independent, Non-Executive	4	4
Mr. Vinod B. Agarwala	Independent, Non-Executive	4	4
Mr. Manoj G. Tirodkar	Non-Independent, Non-Executive	4	4
Mrs. Sunali Chaudhry*	Non-Independent, Non-Executive	4	4

* Resigned as Director w.e.f. February 22, 2022 and consequently ceased to be a member of this committee w.e.f. February 22, 2022

iv) **Name and designation of compliance officer:** Mr. Nitesh A. Mhatre, Company Secretary is the Compliance Officer under the Listing Regulations.

v) **Details of shareholders' complaints received during year ended March 31, 2022, number not solved to the satisfaction of shareholders and numbers of pending complaints are as follows:**

No. of Complaints received	No. of Complaints resolved	No. of Complaints not solved to the satisfaction of shareholders	No. of Pending Complaints
0	0	0	0

D. Risk Management Committee:

i) **Composition:** The Risk Management Committee of the Board comprises two Independent Directors' namely Mr. Vinod B. Agarwala and Ms. Dina S. Hatekar and one Non-Independent / Non-Executive Director, Mr. Charudatta K. Naik, Mr. Vinod B. Agarwala is the Chairman of the Committee.

The Company Secretary acts as the secretary to the Risk Management Committee.

ii) **Terms of Reference:** The terms of reference of the Risk Management Committee are as under:

- To formulate a detailed risk management policy which shall include:
 - (a) A framework for identification of internal and external risks specifically faced by the listed entity, in particular including financial, operational, sectoral, sustainability (particularly, ESG related risks), information, cyber security risks or any other risk as may be determined by the Committee.
 - (b) Measures for risk mitigation including systems and processes for internal control of identified risks.
 - (c) Business continuity plan.
- To ensure that appropriate methodology, processes and systems are in place to monitor and evaluate risks associated with the business of the Company;
- To monitor and oversee implementation of the risk management policy, including evaluating the adequacy of risk management systems;
- To periodically review the risk management policy, at least once in two years, including by considering the changing industry dynamics and evolving complexity;
- To keep the board of directors informed about the nature and content of its discussions, recommendations and actions to be taken;
- The appointment, removal and terms of remuneration of the Chief Risk Officer (if any) shall be subject to review by the Risk Management Committee.
- To carry out any other function as required by the Listing Regulations, Companies Act and other regulations and as may be vested by the Board of Directors.

iii) **Number of Risk Management Committee Meetings held and the dates on which held:** The Risk Management Committee met three (3) times during the year under review on September 02, 2021, November 10, 2021 and February 14, 2022. The necessary quorum was present for all the meetings. The details of attendance of each Member at the Risk Management Committee meetings held during the year are as under:

Name	Category	Number of meetings during the year 2021–22	
		Held	Attended
Mr. Vinod B. Agarwala (Chairman)	Independent, Non–Executive	3	3
Ms. Dina S. Hatekar	Independent, Non–Executive	3	3
Mr. Charudatta K. Naik	Non–Independent, Non–Executive	3	3
Mrs. Sunali Chaudhry*	Non–Independent, Non–Executive	3	3

* Resigned as Director w.e.f. February 22, 2022 and consequently ceased to be a member of this committee w.e.f. February 22, 2022

4. GENERAL BODY MEETINGS

A. General Meetings:

i) Annual General Meeting:

Financial Year	Date	Time	Venue
2018–19	September 25, 2019	12.30 p.m.	Marathi Sahitya, Sanskriti & Kala Mandal, Sahitya Mandir Hall, Near Navi Mumbai Sports Association, Sector 6, Vashi, Navi Mumbai–400703
2019–20	September 30, 2020	02.00 p.m.	Meeting conducted through Video Conferencing (VC) / Other Audio–Visual Means (OAVM) pursuant to circulars issued by MCA
2020–21	September 28, 2021	02.00 p.m.	

ii) Extraordinary General Meeting:

No extraordinary general meeting of the members of the Company was held during financial year 2021–22.

iii) Special Resolutions:

- a) At the Annual General Meeting of the Company held on September 25, 2019, the following Special Resolution was passed:
 - Re-appointment of Mr. N. Balasubramanian (DIN:00288918) as an Independent Director of the Company to hold office for a second term of 5 (five) years with effect from September 16, 2019 to September 15, 2024.
 - Continuation of Mr. N. Balasubramanian (DIN: 00288918), as an Independent Director of the Company, who shall attain the age of 75 years on September 3, 2021, during his second term as an Independent Director of the Company.
 - Re-appointment of Mr. Vinod B. Agarwala (DIN: 01725158) as an Independent Director of the Company to hold office for a second term of 5 (five) years with effect from September 16, 2019 to September 15, 2024.
 - Re-appointment of Dr. Anand P. Patkar (DIN: 00634761) as an Independent Director of the Company to hold office for a second term of 5 (five) years with effect from September 16, 2019 to September 15, 2024.
 - Keeping the Register of Members and other registers/records of the Company maintained under Section 88 of the Companies Act, 2013 and copies of the Annual returns filed under Section 92 of the Companies Act, 2013 at the office of Registrar and Share Transfer Agent instead of Registered office of the Company.
- b) At the Annual General Meeting of the Company held on September 25, 2019, no special resolution was passed.
- c) At the Annual General Meeting of the Company held on September 27, 2018, the following Special Resolution was passed:
 - Appointment of Mr. Milind Naik as Whole-time Director of the Company for a period of three years with effect from January 21, 2021 on terms and conditions as set out in Explanatory Statement.
- iv) **Details of Special Resolutions passed last year through postal ballot and details of voting pattern:** During the year under review, the Company has not passed any special resolution by postal ballot.
- v) **Person who conducted the postal ballot exercise:** Not Applicable
- vi) **Whether special resolutions are proposed to be conducted through postal ballot:** No special resolution is proposed to be conducted through postal ballot.
- vii) **Procedure for postal ballot:** As and when situation arise, postal ballot shall be conducted as per the provisions of the Act and Rules made there under.

5. MEANS OF COMMUNICATION:

- i) **Quarterly Results:** The Company's quarterly financial statements are generally published in the Free Press Journal (English language) and in Mumbai Navshakti (Local language). The financial statements also displayed on the website of the Company.
- ii) **Website where displayed:** <https://www.gtlinfra.com>
- iii) **Official news releases and presentation:** Press Releases, if any, made by the Company from time to time are displayed on the Company's website. Presentations made to institutional investors or analysts after declaration of the results, if any, are also displayed on the Company's website.

6. GENERAL SHAREHOLDER INFORMATION:

The Company is registered in the State of Maharashtra, India. The Corporate Identity Number (CIN) allotted to the Company by the MCA is L74210MH2004PLC144367.

i) Annual General Meeting:

Date : September 29, 2022
Time : 11.00 A.M.
Venue : The Company is conducting meeting through Video Conferencing (VC) / Other Audio-Visual Means (OAVM) pursuant to circular issued by MCA dated May 5, 2020 read with Circulars dated April 8, 2020, April 13, 2020, January 13, 2021 and December 14, 2021 and as such there is no requirement to have a venue of AGM. For details please refer to the Notice of AGM.

ii) **Financial Year** : April 1 to March 31

iii) **Dividend Payment** : No Dividend has been recommended.

iv) **Listing on Stock Exchanges** : **Equity shares listed at**
 i) BSE Limited (BSE) – P. J. Tower, Dalal Street, Mumbai 400 023 and
 ii) National Stock Exchange of India Limited (NSE) – Exchange Plaza, 5th Floor, Plot No. C/1, G Block, Bandra Kurla Complex, Bandra (East), Mumbai 400 051.

Foreign Currency Convertible Bonds (FCCB) are listed at

Singapore Exchange Securities Trading Limited – 2, Shenton Way, #02–02 SGX Centre 1, Singapore 068804.

v) **Listing Fees for 2021–22** : BSE/NSE listing fees for the financial year 2021–2022 was paid by the Company within the prescribed time.

vi) **Stock Exchange Codes:**

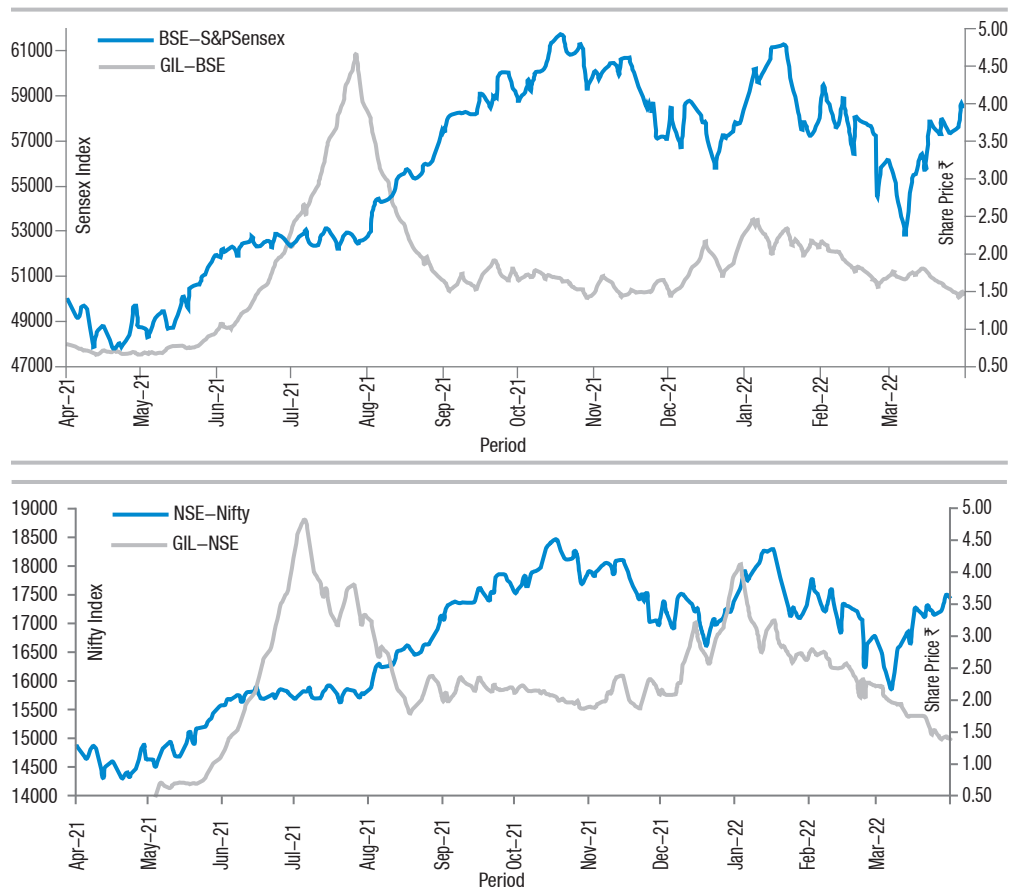
BSE – Equity Shares : 532775
NSE– Equity Shares : GTLINFRA
Reuters Code : GTLI.BO & GTLI.NS
Bloomberg ticker : GTLI:IN
Equity ISIN : INE221H01019
Singapore Exchange Securities Trading Limited : FCCB Series 'B1' – XS1684777912
 FCCB Series 'B2' – XS1684779454
 FCCB Series 'B3' – XS1698001465

vii) **Market price data:**

High, low and number of equity shares traded during each month in the year 2021–22 on BSE and NSE:

Month	BSE			NSE		
	High (₹)	Low (₹)	Volume (Nos.)	High (₹)	Low (₹)	Volume (Nos.)
Apr–2021	0.80	0.65	11,84,84,456	0.85	0.65	23,96,00,107
May–2021	0.94	0.65	10,13,99,184	1.00	0.65	32,79,16,016
Jun–2021	2.20	0.98	26,71,52,022	1.90	1.00	66,95,66,175
Jul–2021	4.90	2.21	47,19,32,235	4.05	1.95	25,38,77,288
Aug–2021	3.81	1.62	15,67,90,227	3.45	1.75	31,25,80,957
Sep–2021	1.99	1.45	19,74,03,742	1.90	1.55	41,40,89,509
Oct–2021	1.85	1.39	11,50,23,551	1.80	1.40	29,01,57,004
Nov–2021	1.77	1.40	37,31,34,338	1.70	1.40	61,20,34,482
Dec–2021	2.25	1.39	1,30,36,00,496	2.10	1.45	1,05,57,69,131
Jan–2022	2.54	1.90	1,79,36,49,400	2.50	1.90	3,33,88,16,062
Feb–2022	2.28	1.57	70,06,47,485	2.30	1.55	1,28,66,25,023
Mar–2022	1.83	1.41	90,35,24,914	1.85	1.40	1,26,12,99,443

viii) **Performance of the share price of the Company in comparison to the BSE Sensex and NSE Nifty:**



ix) **Registrar and Share Transfer Agents:**

Name and Address : Bigshare Services Private Limited
Office No S6-2, 6th Floor, Pinnacle Business Park, Next to Ahura Centre,
Mahakali Caves Road, Andheri (East), Mumbai-400093, Maharashtra, India.
Telephone : Telephone No: +91-22-62638200 Extn.221-223 Fax No: +91 22 62638299

x) **Share transfer system:**

In terms of Regulation 40(1) of SEBI Listing Regulations, as amended from time to time, securities are transferred only in dematerialized form with effect from April 1, 2019, except in case of request received for transmission or transposition of securities. SEBI had fixed March 31, 2021 as the cut-off date for re-lodgment of transfer deeds and the shares that are re-lodged for transfer shall be issued only in dematerialized mode. Further, SEBI vide Circular No. SEBI/HO/MIRSD/MIRSD_RTAMB/P/CIR/2022/8 dated January 25, 2022 mandates that listed companies issue securities only in dematerialized form while processing service requests viz. Issue of duplicate securities certificate; claim from unclaimed suspense account; renewal/exchange of securities certificate; endorsement; sub-division/splitting of securities certificate; consolidation of securities certificates/folios; transmission and transposition. Accordingly, the transfers of equity shares in electronic form take place through the depositories with no involvement of the Company.

In view of the above, through the Note in the Notice of AGM, the Members have been requested to make service requests by submitting a duly filled and signed Form ISR-4, (the format of which is available under Investor Services on the Company's website <https://www.gtlinfra.com/investors/investor-services> and on the website of the Company's Registrar and Transfer Agents, at <https://www.bigshareonline.com/Resources.aspx>). They have also been informed that any service request will be processed only after the related folio is KYC compliant. They have further been informed that the Circular stipulates crediting of the shares to Suspense Escrow Demat Account, in case concerned shareholder fails to submit demat request within the prescribed timelines. Accordingly, Members have been requested to take appropriate steps immediately to avoid freezing of respective folios by the RTA.

The Company also obtains from a Practicing Company Secretary a yearly certificate of compliance with the share transfer formalities as required under Regulation 40(9) of the Listing Regulations and files a copy of the compliance certificate with the Stock Exchanges where the shares of the Company are listed.

xi) Shareholding as on March 31, 2022:

a. Distribution of equity shareholding as on March 31, 2022:

No. of Shares	No. of Shareholders	% of Shareholders	Share amount (₹)	% to Total
Upto 500	5,38,720	47.91	90,69,14,730	0.72
501 – 1000	1,70,541	15.17	1,48,59,04,570	1.18
1001 – 2000	1,28,561	11.43	2,04,85,23,710	1.62
2001 – 3000	62,974	5.60	1,63,80,74,750	1.30
3001 – 4000	30,128	2.68	1,09,80,53,800	0.87
4001 – 5000	47,123	4.19	2,28,26,32,610	1.81
5001 – 10000	70,111	6.23	5,59,12,41,260	4.43
10001 & Above	76,357	6.79	1,11,18,19,23,130	88.08
TOTAL	11,24,515	100.00	1,26,23,32,68,560	100.00

b. Distribution of shares by categories of shareholders as on March 31, 2022:

Sr. No.	Category	Nos. of Shares held	%
1	Promoter & Promoter Group	42,01,44,016	3.33
2	Public – Institutions		
	a. – Mutual Funds	214	0.00
	b. – Foreign Portfolio Investors	17,42,18,040	1.38
	c. – Financial Institutions / Banks	5,87,78,47,870	46.56
	d. – Insurance Companies	42,62,28,586	3.38
2	Public Institutions	6,47,82,94,710	51.32
3	Public – Non–Institutions		
	a. – Resident Individuals / HUF	5,21,78,42,780	41.33
	b. – Other – Trusts	4,50,550	0.00
	c. – Other – Bodies Corporate (Domestic)	20,86,41,912	1.65
	d. – Other – Clearing Members	6,39,03,879	0.51
	e. – Other – Non–resident Indians / Foreign National	11,87,67,565	0.94
	f. – Other – Overseas Corporate Bodies	1,97,266	0.00
	g. – Other – Foreign Companies	10,65,57,167	0.84
	h. – Other – Directors & Relatives	84,77,154	0.07
	i. – Other – Unclaimed Suspense Account	49,857	0.00
	Public Non–Institutions	5,72,48,88,130	45.35
	Total:	12,62,33,26,856	100.00

c. Top 10 equity shareholders of the Company as on March 31, 2022:

Sr. No.	Beneficiary / Shareholder Name	Category	Shares Held	% Holding
1	Union Bank of India	Bank	1,54,62,71,529	12.25
2	Central Bank of India	Bank	94,21,54,365	7.46
3	Bank of Baroda	Bank	72,79,74,981	5.77
4	Indian Overseas Bank	Bank	67,00,32,490	5.31
5	ICICI Bank Ltd	Bank	52,78,32,504	4.18
6	Canara Bank	Bank	51,91,15,428	4.11
7	Bank of India	Bank	45,51,76,703	3.61
8	Life Insurance Corporation of India	Financial Institution	42,61,77,058	3.38
9	IFCI Ltd	Financial Institution	36,49,90,245	2.89
10	ELM Park Fund Limited	Foreign Portfolio Investor	15,71,07,603	1.24

xii) Dematerialization of shares and liquidity:

Trading in equity shares of the Company on the Stock Exchanges is permitted only in dematerialized form as per notification issued by the SEBI. The Shares of the Company are available for trading under the depository systems in India – National Securities Depositories Limited and Central Depository Services Limited. 99.25% of the Company's shares are held in dematerialized form as on March 31, 2022. The Company's equity shares are among the actively traded shares on the BSE & NSE.

xiii) Outstanding GDRs/ADRs/Warrants or any Convertible instruments, conversion date and likely impact on equity:

The details of outstanding convertible instrument as on March 31, 2022 are as follows:

Particulars	No. of Series B1 FCCBs (of US\$ 1,000 each)	No. of Series B2 FCCBs (of US\$ 1,000 each)	No. of Series B3 FCCBs (of US\$ 1,000 each)	Total No. of FCCBs (of US\$ 1000 each)	No. of Equity Shares upon conversion
FCCBs allotted	80,745	86,417	30,078	197,240	
Converted till March 31, 2022	47,842	27,706	17,821	93,369	60,81,92,581
Balance as on March 31, 2022	32,903	58,711	12,257	103,871	

* Series B1 Bonds are compulsorily convertible into equity shares due 2022.

** Series B2 Bonds carry an option to convert these bonds into equity shares at any time up to the close of business on October 27, 2022.

*** Series B3 Bonds are compulsorily convertible into equity shares due 2022

If balance convertible bonds are converted into equity shares of the Company, the total share capital would go up by 67,66,01,151.

xiv) Equity shares in the Suspense Account:

The Company has no cases as are referred to in Regulation 34 and 53 read with Schedule V of the Listing Regulations.

Members are requested to note that in compliance of Regulation 34 read with Schedule V of the Listing Regulations, the Company has dematerialized all the unclaimed shares into "GTL Infrastructure Limited – Unclaimed Suspense Account" with of the Depository Participant. The voting rights of those members shall remain frozen till the rightful owner claims the shares.

As stipulated under Regulation 34 read with Schedule V of the Listing Regulations, the Company reports the following details of equity shares lying in the suspense account as on March 31, 2022.

Particulars	No. of Shareholders	No. of Shares
Aggregate number of shareholders and the outstanding shares lying in the suspense account as on April 1, 2021	490	49,857
Number of shareholders who approached the Company for transfer of shares from suspense account during the year	0	0
Number of shareholders to whom shares were transferred from suspense account during the year	0	0
Aggregate number of shareholders and the outstanding shares remaining unclaimed as on March 31, 2022	490	49,857

xv) Plant Locations:

The Company is in the business of providing Telecom Towers on a shared basis to multiple wireless telecom service providers. As of March 31, 2022, the Company owns Telecom Towers across all 22 telecom circles in India. List of Branch Offices and addresses are provided elsewhere in this Annual Report.

xvi) Address for correspondence:

Registered Office : GTL Infrastructure Limited,
 3rd Floor, "Global Vision",
 Electronic Sadan No. II,
 MIDC, TTC Industrial Area,
 Mahape, Navi Mumbai – 400710,
 Maharashtra, India
 Tel: +91–22–68293500
 Fax: +91–22–68293545
 Website: www.gtlinfra.com
 Email for Investor Grievances: gilshares@gtlinfra.com

xvii) The Company has not obtained any credit ratings for any of its debt instruments.

7. DISCLOSURES:

- a. There are no material related party transactions during the year under review that have conflict with the interest of the Company.

The Board has approved a policy for related party transactions which has been uploaded on the Company's website at following link :

<https://www.gtlinfra.com/investors/corporate-governance/>

- b. Details of non-compliance by the Company, penalties and strictures imposed on the Company by the stock exchanges or SEBI or any statutory authority, on any matter related to Capital Markets, during the last three years viz. 2019–20, 2020–21 and 2021–22 respectively: NIL

- c. The Company has adopted a whistle blower policy and has established the necessary vigil mechanism for employees and directors to report concerns about unethical behaviour. No personnel have been denied access to the Chairman of the Audit Committee. The said policy has been also put up on the website of the Company at following link

<https://www.gtlinfra.com/investors/corporate-governance/>

- d. The Company has complied with Part C of Schedule V of the Listing Regulations.

- e. The Company does not have any subsidiary in terms of Section 2(87) of the Act and Regulation 2(1)(zm) of Listing Regulations.

The Company has adopted policy for determining 'material' subsidiary, which is uploaded on web link –

<https://www.gtlinfra.com/investors/corporate-governance/>

- f. The Company has Foreign Currency Loan and Foreign Currency Convertible Bonds (FCCB). These possess a Foreign Currency Risk as this is un-hedged. For a detailed discussion on foreign exchange risk and hedging activities, please refer to note no. 52(1)(d) of the Financial Statements. The Commodity Price Risk, by and large, is managed contractually through price variation clauses.

- g. A certificate has been received from a Practicing Company Secretary that none of the Directors on the Board of the Company has been debarred or disqualified from being appointed or continuing as directors of companies by the SEBI, MCA or any such statutory authority.

- h. Pathak H. D. & Associates LLP, Chartered Accountants (Firm Regd. No. 107783W / W100593) have been appointed as the Statutory Auditors of the Company. The particulars of payment of Statutory Auditors fees is given below:

Particulars	Amount
Services as statutory auditor for FY 21–22	₹ 40,00,000/–
Services as statutory auditors for quarterly limited review reports	₹ 9,00,000/–
Total	₹ 49,00,000/–

- i. The Sexual Harassment of Women at Workplace (Prevention, Prohibition and Redressal) Act, 2013:

The Company has in place a policy on prevention of sexual harassment in line with the requirements of the sexual harassment of women at the workplace (Prevention, Prohibition & Redressal) Act, 2013. Internal Complaint Committee has been setup to address complaints received regarding sexual harassment.

Details of number of complaints received, disposed of, and pending during year 2021–22 pertaining to the sexual harassment of women at workplace are as under

Number of Complaints filed during the financial year 2021–22	0
Number of Complaints disposed of during the financial year 2021–22	0
Number of Complaints pending as on 31 st March, 2022	0

- j. Non– Mandatory / Discretionary Requirements

The Company has fulfilled following discretionary requirements as prescribed in Part E of the Schedule II of the Listing Regulations:

- i. The Board has Non–Executive Chairman. The expenses incurred by him in the performance of his duties are reimbursed.

- ii. Shareholders Rights –

Financial Results for the half year / quarter ended September 30, 2021 were published in the Free Press Journal and Navshakti newspapers and were also displayed on the Company's website www.gtlinfra.com and disseminated to the Stock Exchanges (i.e. BSE & NSE) wherein its equity shares are listed, hence the same are not sent to the shareholders separately.

- iii. Modified opinion(s) in Audit Report –

For the FY 2021–22, the Auditor of the Company has issued modified opinions w.r.t. the Company's inability to quantify the amount of property tax on its telecom towers to be ultimately borne by it due to petition pending before the Hon'ble Supreme Court and the matter being still sub–judice, non–receipt of property tax demands in respect of majority of telecom towers and Company's contractual rights to recover such property tax from its customers.

- iv. Separate post of Chairman and CEO –

The Post of Chairman and Whole–time Director are separate.

- v. Reporting of Internal Auditor –

The Internal Auditor of the Company reports to the Audit Committee.

- k. The Company has complied with all requirements of corporate governance report of sub–paras (2) to (10) of Schedule V of the Listing Regulations.

- l. The Company has complied with corporate governance requirements specified in Regulation 17 to 27 and clauses (b) to (i) of sub–regulation (2) of Regulation 46 of Listing Regulations.

- m. **Code of Conduct for Directors and Senior Management:** In compliance with Regulation 26(3) of the Listing Regulations and the Act, the Company has framed and adopted a Code of Conduct and Ethics ('the Code') for all Board Members and Senior Management of the Company. The members of the Board and Senior Management personnel have affirmed the compliance with the Code of Conduct applicable to them during the year under review. The Annual Report of the Company contains a certificate by the Whole–time Director based on the declarations received from the Independent Directors, Non–Executive Directors and Senior Management. The said Code of Conduct has been uploaded on the website of the Company at following link

<https://www.gtlinfra.com/investors/corporate–governance/>

DECLARATION OF WHOLE-TIME DIRECTOR

Pursuant to the provisions of Regulation 34(3) read with Schedule V(D) of the Securities and Exchange Board of India (Listing Obligations and Disclosure Requirements) Regulations, 2015, it is hereby declared that all the Board Members and Senior Management Personnel of GTL Infrastructure Limited have affirmed compliance with the Code of Conduct for 'Directors and Senior Management' for the year ended March 31, 2022.

Place : Mumbai
Dated : May 17, 2022

Milind K. Naik
Whole-time Director

CERTIFICATE

[Pursuant to clause (i) of Point (10) of Para C of Schedule V of Securities and Exchange Board of India
(Listing Obligations and Disclosure Requirements) Regulations, 2015]

To,
The Members,
GTL Infrastructure Limited (CIN: L74210MH2004PLC144367)
3rd Floor, "Global Vision", Electronic Sadan No. II, MIDC,
TTC Industrial Area, Mahape, Navi Mumbai – 400710

I have examined the relevant registers, records, forms, returns and disclosures received from the Directors of GTL Infrastructure Limited bearing CIN: L74210MH2004PLC144367 and having its registered office at 3rd Floor, "Global Vision" Electronic Sadan – II, MIDC TTC Industrial Area, Mahape, Navi Mumbai– 400710, Maharashtra, India (hereinafter referred to as 'the Company'), produced before me by the Company for the purpose of issuing this Certificate, in accordance with Regulation 34(3) read with Schedule V Para–C Clause 10(i) of the Securities Exchange Board of India (Listing Obligations and Disclosure Requirements) Regulations, 2015.

In my opinion and to the best of my information and explanations furnished to me by the Company & its officers, I hereby certify that none of the Directors on the Board of the Company as stated below for the financial year ending on 31st March, 2022, have been debarred or disqualified from being appointed or continuing as Directors of Companies by the Securities and Exchange Board of India, Ministry of Corporate Affairs, or any such other Statutory Authority.

Sr. No.	Name of Director	Director Identification Number (DIN)
1.	Mr. Manoj G. Tirodkar	00298407
2.	Mr N. Balasubramanian	00288918
3.	Mr. Milind K. Naik	00276884
4.	Dr. Anand P. Patkar	00634761
5.	Mr. Charudatta K. Naik	00225472
6.	Mr. Vinod B. Agarwala	01725158
7.	Ms. Dina S. Hatekar	08535438

Ensuring the eligibility for the appointment / continuity of every Director on the Board is the responsibility of the Management of the Company. My responsibility is to express an opinion on these based on my verification. This certificate is neither an assurance as to the future viability of the Company nor of the efficiency or effectiveness with which the Management has conducted the affairs of the Company.

This Certificate has been issued at the request of the Company to make disclosure in its Corporate Governance Report of the Financial Year ended 31st March, 2022.

Date : 01/09/2022
Place : Thane
UDIN : F007052D000884161

Chetan Anant Joshi
(FCS: 7052, CP: 7744)

Peer Review Cert. No: 2004/2022

INDEPENDENT AUDITOR'S CERTIFICATE ON COMPLIANCE WITH THE CONDITIONS OF CORPORATE GOVERNANCE AS PER THE PROVISIONS OF CHAPTER IV OF THE SECURITIES AND EXCHANGE BOARD OF INDIA (LISTING OBLIGATIONS AND DISCLOSURE REQUIREMENTS) REGULATIONS, 2015

To,
The Members,
GTL Infrastructure Limited

1. The Corporate Governance Report prepared by **GTL Infrastructure Limited** ("the Company"), contains details as stipulated in Regulations 17 to 27 and clauses (b) to (i) of regulation 46(2) and para C and D of Schedule V of Securities and Exchange Board of India (Listing Obligations and Disclosure Requirements) Regulations, 2015, as amended ("the Listing Regulations") with respect to Corporate Governance for the year ended March 31, 2022. This certificate is required by the Company for annual submission to the Stock exchanges and to be sent to the shareholders of the Company.

MANAGEMENT'S RESPONSIBILITY

2. The preparation of the Corporate Governance Report is the responsibility of the Management of the Company including the preparation and maintenance of all relevant supporting records and documents. This responsibility also includes the design, implementation and maintenance of internal control relevant to the preparation and presentation of the Corporate Governance Report.
3. The Management along with the Board of Directors are also responsible for ensuring that the Company complies with the conditions of Corporate Governance as stipulated in the Listing Regulations, issued by the Securities and Exchange Board of India.

AUDITORS' RESPONSIBILITY

4. Our responsibility is to provide a reasonable assurance in the form of an opinion whether the Company has complied with the conditions of Corporate Governance, as stipulated in the Listing Regulations.
5. We conducted our examination of the Corporate Governance Report in accordance with the Guidance Note on Reports or Certificates for Special Purposes and the Guidance Note on Certification of Corporate Governance, both issued by the Institute of Chartered Accountants of India ("ICAI"). The Guidance Note on Reports or Certificates for Special Purposes requires that we comply with the ethical requirements of the Code of Ethics issued by ICAI.
6. We have complied with the relevant applicable requirements of the Standard on Quality Control (SQC) 1, Quality Control for Firms that Perform Audits and Reviews of Historical Financial Information, and Other Assurance and Related Services Engagements.
7. The procedures selected depend on the auditors' judgement, including the assessment of the risks associated in compliance of the Corporate Governance Report with the applicable criteria. The procedure includes, but not limited to, verification of secretarial records and financial information of the Company and obtained necessary representations and declarations from directors including independent directors of the Company.
8. The procedures also include examining evidence supporting the particulars in the Corporate Governance Report on a test basis. Further, our scope of work under this report did not involve us performing audit tests for the purposes of expressing an opinion on the fairness or accuracy of any of the financial information or the financial statements of the Company taken as a whole.

EMPHASIS OF MATTER

9. We draw your attention to Point No. 3(B)(v)(c)(i) of the report on Corporate Governance regarding remuneration paid to a Whole Time Director, which is subject to approvals of lenders in accordance with the provisions of Section 197 of the Companies Act, 2013.

Our Opinion is not modified in respect of this matter.

OPINION

10. Based on the procedures performed by us as referred in paragraph 7 and 8 above and according to the information and explanations given to us, we are of the opinion that the Company has complied with the conditions of Corporate Governance as stipulated in the Listing Regulations, as applicable for the year ended March 31, 2022, referred to in paragraph 1 above.

OTHER MATTERS AND RESTRICTION ON USE

11. This Certificate is neither an assurance as to the future viability of the Company nor the efficiency or effectiveness with which the management has conducted the affairs of the Company.
12. This Certificate is addressed to and provided to the members of the Company solely for the purpose of enabling them to comply with its obligations under the Listing Regulations and should not be used by any other person or for any other purpose. Accordingly, we do not accept or assume any liability or any duty of care or for any other purpose or to any other party to whom it is shown or into whose hands it may come without our prior consent in writing. We have no responsibility to update this Certificate for events and circumstances occurring after the date of this Certificate.

For Pathak H.D. & Associates LLP

Chartered Accountants

Firm Registration No. 107783W / W100593

Gopal Chaturvedi**Partner**

Membership No. 090903

UDIN No. : 22090903AQYATK5893

Place : Mumbai

Dated : September 01, 2022

INDEPENDENT AUDITOR'S REPORT

TO
THE MEMBERS OF
GTL INFRASTRUCTURE LIMITED

Report on the Audit of Financial Statements

Qualified Opinion

We have audited the accompanying financial statements of **GTL INFRASTRUCTURE LIMITED** ("the Company"), which comprise the Balance Sheet as at March 31, 2022, the Statement of Profit and Loss including the Other Comprehensive Income, the Statement of Cash Flow and the Statement of Changes in Equity for the year then ended, and a summary of significant accounting policies and other explanatory information (hereinafter referred to as "Financial Statements").

In our opinion and to the best of our information and according to the explanations given to us, *except for the possible effects of the matters described in the 'Basis for Qualified Opinion' para below*, the aforesaid financial statements give the information required by the Companies Act, 2013 ("the Act") in the manner so required and give a true and fair view in conformity with the Indian Accounting Standards prescribed under section 133 of the Act read with the Companies (Indian Accounting Standards) Rules, 2015, as amended, ("Ind AS") and other accounting principles generally accepted in India, of the state of affairs of the Company as at March 31, 2022, its Loss including Other Comprehensive Income, its Cash Flows and the Statement of Changes in Equity for the year ended on that date.

Basis for Qualified Opinion

Attention is drawn to Note No. 40 to the financial statements which inter alia states that, the Hon'ble Supreme Court of India held that "Mobile Telecommunication Tower" is a building and State can levy property tax on the same. Pending petitions of the Company before the appropriate Courts, non-receipt of demand notices for property tax in respect of majority of the Telecommunication Towers and also due to Company's right to recover such property tax amount from certain customers, the Company is unable to quantify the amount of property tax to be borne by it and accordingly the Company has not made any provision for the same. We are unable to quantify the amount of the property tax, if any, to be accounted for and its consequential effects on the financial statements.

We conducted our audit in accordance with the Standards on Auditing ("SA") specified under Section 143(10) of the Act. Our responsibilities under those Standards are further described in the Auditor's Responsibilities for the Audit of the Financial Statements section of our report. We are

independent of the Company in accordance with the Code of Ethics issued by the Institute of Chartered Accountants of India (ICAI) together with the ethical requirements that are relevant to our audit of the financial statements under the provisions of the Act and the Rules made thereunder, and we have fulfilled our other ethical responsibilities in accordance with these requirements and the ICAI's Code of Ethics. We believe that the audit evidence we have obtained is sufficient and appropriate to provide a basis for our qualified opinion on the financial statements.

Material Uncertainty Related to Going Concern

We draw attention to the Note no. 60 to the financial statements, regarding preparation of financial statements on going concern basis, notwithstanding the fact that the Company continued to incur the cash losses, net-worth has been fully eroded, defaulted in repayment of principal and interest to its lenders, certain lenders including Edelweiss Asset Reconstruction Company (EARC) have called back the loans, one of the secured lenders has applied before the National Company Law Tribunal (NCLT) under Insolvency and Bankruptcy Code, 2016, Aircel, one of the major customers of the Company has filed Insolvency petition before NCLT and various other events resulting into substantial reduction in the tenancy, provisions for impairment for Property, Plant & Equipment (refer Note No. 3(a)(v) to the financial statements), legal matters in relation to Property Tax and qualified opinion for the same (refer note no. 40 to the Financial Statements and above paragraph heading with "Basis for Qualified Opinion", respectively), dismissal of Company's proceedings by the Hon'ble Supreme Court, dismantling of various telecom sites by disgruntled landowners / miscreants and loss of assets (refer note no. 59 to the Financial Statements); these conditions along with other matters set forth in notes to the financial statements indicate that a material uncertainty exists that may cast significant doubt on the Company's ability to continue as a going concern. The appropriateness of the assumptions of the going concern is critically depended upon the Company's ability to generate cash flows in future to meet its obligation.

Our opinion is not modified in respect of this matter.

Key Audit Matters (KAM)

Key audit matters are those matters that, in our professional judgment, were of most significance in our audit of the Financial Statements for the year ended March 31, 2022. These matters were addressed in the context of our audit of the Financial Statements as a whole, and in forming our opinion thereon, and we do not provide a separate opinion on these matters

Key Audit Matter	How our audit addressed the key audit matter
<p>1) Property, Plant and Equipment (PPE):</p> <p>Impairment</p> <p>Annually Management reviews whether there are any indicators of impairment of the PPE of the Company by reference to the requirements under Indian Accounting Standards (Ind AS) 36 – “Impairment of Assets”. Accordingly, Management has identified impairment indicators (operating losses, significant erosion of net-worth, dismantling of towers etc.) in the Company. As a result, an impairment assessment was required to be performed by the Company by comparing the carrying value of the PPE to their recoverable amount to determine whether impairment was required to be recognised.</p> <p>For the purpose of the above impairment testing, value in use has been determined by forecasting and discounting future cash flows.</p> <p>These conclusions are dependent upon significant management judgments, including in respect of:</p> <ul style="list-style-type: none"> – Estimated utilization, incremental tenancy (growth rate), frequency of assets replacement expenditure to be incurred, disposal values and discount rates applied to future cash flows. <p>During the year ended March 31, 2022 the management assessed carrying values of PPE and an impairment provision of ₹ 66,346 Lakhs and losses on account of dismantling of PPE of ₹ 3,181 Lakhs have been recognised and reduced the aggregate carrying value of PPE to ₹ 392,389 Lakhs, to their estimated recoverable value, which is the value in use (Refer Note no. 3(a), 35 and 59 to the Financial Statements).</p> <p>We considered this matter as key audit matter due to the significance of the carrying value of the assets being assessed and due to the level of management judgments required in the assumptions impacting the impairment assessment and the sensitivity of the impairment model.</p>	<p>Our audit procedures included, among others:</p> <ul style="list-style-type: none"> – Updating our understanding of management’s annual impairment testing process. – Assessing internal controls designed for identification of impairment indicators. – Ensuring that the methodology of the impairment exercise continues to comply with the requirements of Ind AS as adopted, including evaluating management’s assessment of indicators of impairment against indicators of impairment specified within Ind AS 36. – Assessing the assumptions around the key drivers of the cash flow forecasts including incremental tenancy growth, discount rates, estimated one time settlement with disputed operators, etc. – Discussing / evaluating potential changes in key drivers as compared to previous year / actual performance with management in order to evaluate whether the inputs and assumptions used in the cash flow forecasts were suitable. – Testing the arithmetical accuracy of the impairment model prepared by the management and obtaining the fair valuation report of value in use from an independent SEBI registered merchant banker. – Verifying the completeness of disclosure in the financial statements as per Ind AS 36.
Key Audit Matter	How our audit addressed the key audit matter
<p>2) Litigation Matters and Contingent Liabilities</p> <p>The Company is subject to number of significant litigations. Major risks identified by the Company in that area related to Service Tax, Property Tax, Legal cases initiated by various rental site owners and by a FCCB holder, Application filed by a lender to the NCLT under IBC for the recovery of loan, arbitration with the vendors / service providers, etc. The amount of litigation may be significant and estimates of the amounts of provisions or contingent liabilities are subject to significant Management judgment. (Refer Note No. 36, 38(A), 39, & 40 to the Financial Statements)</p> <p>Due to complexity involved in these litigation matters, management’s judgment regarding recognition and measurement of provisions for these legal proceedings is inherently uncertain and might change over time as the outcomes of the legal cases are determined. Accordingly, it has been considered as a key matter.</p>	<p>Our audit procedure included, among others:</p> <ul style="list-style-type: none"> – Assessing the procedures implemented by the Company to identify and gather the risks it is exposed to. – Obtaining an understanding of the risk analysis performed by the Company, with relating supporting documentation and reading written statements from internal legal experts, where applicable. – Discussion with the management on the development in these litigations during the year ended March 31, 2022. – Enquiring from the Company’s legal counsel (internal) and study the responses as received from them. – Verification that the accounting and / or disclosure as the case may be in the financial statements made by the Company is in accordance with the assessment of legal counsel / management. – Obtaining representation letter from the management on the assessment of these matters as per SA 580(revised) – Written representations.

Information Other than the Financial Statements and Auditor's Report Thereon

The Company's Board of Directors is responsible for the other information. The other information comprises the management discussion & analysis and director's report included in the annual report but does not include the Financial Statements and our auditor's report thereon. The above information is expected to be made available to us after the date of this auditor's report.

Our opinion on the Financial Statements does not cover the other information and we do not express any form of assurance conclusion thereon.

In connection with our audit of the Financial Statements, our responsibility is to read the other information identified above when it becomes available and, in doing so, consider whether the other information is materially inconsistent with the Financial Statements or our knowledge obtained in the audit or otherwise appears to be materially misstated.

When we read the above other information, if we conclude that there is material misstatement therein, we are required to communicate the matter to those charged with governance.

Management Responsibility for the Financial Statements

The Company's Board of Directors is responsible for the matters stated in Section 134(5) of the Act, with respect to the preparation of these Financial Statements that give a true and fair view of the Financial Position, Financial Performance including Other Comprehensive Income, Cash Flows and the Statement Of Changes in Equity of the Company in accordance with the Ind AS and other accounting principles generally accepted in India.

This responsibility also includes maintenance of adequate accounting records in accordance with the provision of the Act for safeguarding the assets of the Company and for preventing and detecting frauds and other irregularities; selection and application of the appropriate accounting policies; making judgements and estimates that are reasonable and prudent; and design, implementation and maintenance of adequate internal financial controls, that were operating effectively for ensuring the accuracy and completeness of the accounting records, relevant to the preparation and fair presentation of the financial statements that give a true and fair view and are free from material misstatement, whether due to fraud or error.

In preparing the financial statements, management is responsible for assessing the Company's ability to continue

as a going concern, disclosing, as applicable, matters related to going concern and using the going concern basis of accounting unless management either intends to liquidate the Company or to cease operations, or has no realistic alternative but to do so.

The Board of Directors are also responsible for overseeing the Company's financial reporting process.

Auditor's Responsibilities for the Audit of the Financial Statements

Our objectives are to obtain reasonable assurance about whether the financial statements as a whole are free from material misstatement, whether due to fraud or error, and to issue an auditor's report that includes our opinion. Reasonable assurance is a high level of assurance, but is not a guarantee that an audit conducted in accordance with SAs will always detect a material misstatement when it exists. Misstatements can arise from fraud or error and are considered material if, individually or in the aggregate, they could reasonably be expected to influence the economic decisions of users taken on the basis of these financial statements.

As part of an audit in accordance with SAs, we exercise professional judgment and maintain professional skepticism throughout the audit. We also:

- Identify and assess the risks of material misstatement of the financial statements, whether due to fraud or error, design and perform audit procedures responsive to those risks, and obtain audit evidence that is sufficient and appropriate to provide a basis for our opinion. The risk of not detecting a material misstatement resulting from fraud is higher than for one resulting from error, as fraud may involve collusion, forgery, intentional omissions, misrepresentations, or the override of internal control.
- Obtain an understanding of internal control relevant to the audit in order to design audit procedures that are appropriate in the circumstances. Under section 143(3) (i) of the Act, we are also responsible for expressing our opinion on whether the Company has adequate internal financial controls system in place and the operating effectiveness of such controls.
- Evaluate the appropriateness of accounting policies used and the reasonableness of accounting estimates and related disclosures made by management.
- Conclude on the appropriateness of management's use of the going concern basis of accounting and, based

on the audit evidence obtained, whether a material uncertainty exists related to events or conditions that may cast significant doubt on the Company's ability to continue as a going concern. If we conclude that a material uncertainty exists, we are required to draw attention in our auditor's report to the related disclosures in the financial statements or, if such disclosures are inadequate, to modify our opinion. Our conclusions are based on the audit evidence obtained up to the date of our auditor's report. However, future events or conditions may cause the Company to cease to continue as a going concern.

- Evaluate the overall presentation, structure and content of the financial statements, including the disclosures, and whether the financial statements represent the underlying transactions and events in a manner that achieves fair presentation.

We communicate with those charged with governance regarding, among other matters, the planned scope and timing of the audit and significant audit findings, including any significant deficiencies in internal control that we identify during our audit.

We also provide those charged with governance with a statement that we have complied with relevant ethical requirements regarding independence, and to communicate with them all relationships and other matters that may reasonably be thought to bear on our independence, and where applicable, related safeguards.

From the matters communicated with those charged with governance, we determine those matters that were of most significance in the audit of the financial statements of the current period and are therefore the key audit matters. We describe these matters in our auditor's report unless law or regulation precludes public disclosure about the matter or when, in extremely rare circumstances, we determine that a matter should not be communicated in our report because the adverse consequences of doing so would reasonably be expected to outweigh the public interest benefits of such communication.

Report on Other Legal and Regulatory Requirements

1. As required by the Companies (Auditor's Report) Order, 2020 ("the Order"), issued by the Central Government of India in terms of sub-section (11) of section 143 of the Act, we give in the **"Annexure A"** a statement on the matters specified in paragraphs 3 and 4 of the Order.

2. As required by Section 143(3) of the Act, we report that:

- a) We have sought and obtained all the information and explanations which to the best of our knowledge and belief were necessary for the purposes of our audit;
- b) *Except for the effects of matters described in the Basis for Qualified Opinion paragraph above*, in our opinion, proper books of account as required by law have been kept by the Company so far as appears from our examination of those books;
- c) The Balance Sheet, Statement of Profit and Loss including Other Comprehensive Income, the Cash Flow Statement and Statement of Changes in Equity dealt with by this report are in agreement with the books of account;
- d) *Except for the effects of matters described in the Basis for Qualified Opinion paragraph above*, in our opinion, the aforesaid financial statements comply with the accounting standards specified under section 133 of the Act;
- e) *The matter described in the 'Basis for Qualified Opinion' paragraph above and the matter described under Material Uncertainty Related to Going Concern paragraph above*, in our opinion, may have an adverse effect on the functioning of the Company.
- f) On the basis of written representations received from the directors as on March 31, 2022 taken on record by the Board of Directors, none of the directors is disqualified as on March 31, 2022, from being appointed as a director in terms of section 164(2) of the Act;
- g) With respect to the adequacy of the internal financial controls of the Company with reference to these financial statements and the operating effectiveness of such controls, refer to our separate Report in **"Annexure B"**.
- h) With respect to the other matters to be included in the Auditor's Report in accordance with the requirements of section 197(16) of the Act, as amended:

In our opinion and to the best of our information and according to the explanations given to us, the managerial remuneration paid/ payable by the Company to a whole time director is subject

to approval of lenders in accordance with the provisions of section 197 of the Act.

- (i) With respect to the other matters to be included in the Auditor's Report in accordance with Rules 11 of the Companies (Audit and Auditors) Rules, 2014, as amended, in our opinion and to the best of our information and according to the explanations given to us and as represented by the management:
- i. The Company has disclosed the impact of pending litigations on its financial position in its financial statements in Note No. 36, 38(A) and 39 to the Financial Statements *except in respect of property tax as detailed in Note No. 40 to the financial statements where the amount is not quantifiable and which is also a matter of qualified opinion in this report*;
- ii. The Company has made provisions, as required under the applicable law or Ind AS, for material foreseeable losses, if any, on long term contracts including derivative contracts;
- iii. There were no amounts which were required to be transferred to the Investor Education and Protection Fund by the Company.
- iv. (a) Management has represented to us that, to the best of its knowledge and belief, as disclosed in the notes to the financial statements, during the year no funds have been advanced or loaned or invested (either from borrowed funds or share premium or any other sources or kind of funds) by the Company to or in any other persons or entities, including foreign entities ("Intermediaries"), with the understanding, whether recorded in writing or otherwise, that the Intermediary shall, whether, directly or indirectly lend or invest in other persons or entities identified in any manner whatsoever by

or on behalf of the Company ("Ultimate Beneficiaries") or provide any guarantee, security or the like on behalf of the Ultimate Beneficiaries;

- (b) Management has represented to us that, to the best of its knowledge and belief, as disclosed in the notes to the financial statements, during the year no funds have been received by the Company from any person(s) or entity(ies), including foreign entities ("Funding Parties"), with the understanding, whether recorded in writing or otherwise, that the Company shall, whether, directly or indirectly, lend or invest in other persons or entities identified in any manner whatsoever by or on behalf of the Funding Party ("Ultimate Beneficiaries") or provide any guarantee, security or the like on behalf of the Ultimate Beneficiaries
- (c) based on our audit procedure conducted that are considered reasonable and appropriate in the circumstances, nothing has come to our attention that cause us to believe that the representation given by the management under paragraph (2) (i) (iv) (a) & (b) contain any material misstatement.
- v. The company has not declared or paid any dividend during the year and has also not proposed dividend for the year.

For Pathak H.D. & Associates LLP

Chartered Accountants

Firm Registration No. 107783W / W100593

Gopal Chaturvedi

Partner

Place : Mumbai

Membership No. 090903

Dated: May 17, 2022

UDIN No.: 22090903AJCQSP6820

“ANNEXURE A” TO THE INDEPENDENT AUDITORS’ REPORT ON THE FINANCIAL STATEMENTS OF GTL INFRASTRUCTURE LIMITED (THE COMPANY)

(Referred to in Paragraph 1 under the heading of “Report on other legal and regulatory requirements” of our report of even date)

- i. a) (A) The Company has maintained proper records showing full particulars including quantitative details and situation of Property, Plant and Equipment on the basis of available information.
- (B) The Company has maintained proper records showing full particulars of intangible assets on the basis of available information.
- b) As explained to us, Property, Plant & Equipment have been physically verified by the management in

a phased periodical manner, which in our opinion is reasonable, having regard to the size of the Company and nature of its assets. During the year in the survey / physical verification of plant and equipment the Company observed certain unoccupied towers were dismantled by the disgruntled landlords or miscreants as mentioned in note no. 59 to the financial statements. The same has been properly dealt with in the books of account.

- c) According to the information and explanations given to us and the records examined by us in respect of immovable properties disclosed as Property, Plant & Equipment (other than properties where the Company is the lessee and the lease agreements are duly executed in favour of the lessee) in the financial statements are in the name of the Company, except following properties:

Description of Property	Gross carrying value (₹ in Lakhs)	Held in the name of	Whether promoter, director or their relative or employee	Period held	Reason for not being in the name of Company
Land – Plot no. 33, Mouje Zaap, Sudagad Taluka, Raigad District	38	Chennai Network Infrastructure Limited (CNIL)	Not Applicable	December 22, 2017	Erstwhile CNIL is merged with the Company and the Company has made necessary application for effecting change in name before appropriate authority
Building – Clover Village, Plot No.1, Village – Wanowarie, Havelli, Pune	595	GTL Limited	GTL Limited is promoter of the Company	June 29, 2006	The Company has made necessary application for effecting change in name before appropriate authority.
Right of Use (ROU), Lease Land at following Sites		Chennai Network Infrastructure Limited (CNIL)	Not Applicable	December 22, 2017	During the year 2018, erstwhile CNIL merged with the Company with an appointed date of April 1, 2016.
Andhra Pradesh (90 Sites)	116				Due to the reasons mentioned in the Note no. 3(f) to the Financial Statements the Company have More than 14,000 unoccupied towers and as informed by the management, the lease agreement in such cases will be executed in the name of the Company once there is addition of new tenant. As further explained to us, in case of occupied sites, lease agreements will be executed in the name of the Company once they fall due for renewal.
Assam (208 Sites)	887				
Bihar (429 Sites)	972				
Chennai (352 Sites)	1,754				
Delhi (452 Sites)	4,628				
Himachal Pradesh (85 Sites)	457				
Jammu & Kashmir (206 Sites)	797				
Jharkhand (88 Sites)	322				
Karnataka (409 Sites)	840				
Kolkata (1 Site)	12				
Kerala (251 Sites)	1,419				
Maharashtra (31 Sites)	177				
Mumbai (7 Sites)	23				
North East (78 Sites)	274				
Orissa (258 Sites)	446				
Tamil Nadu (485 Sites)	1,634				
Uttar Pradesh (Lucknow) (495 Sites)	1,427				
Uttar Pradesh (Meerut) (620 Sites)	2,102				
West Bengal (373 Sites)	1,720				
Total 4,918 Sites	20,007				

Further, as informed to us, in respect of 8 immovable properties having Gross carrying value of ₹ 3,916 Lakhs and Net carrying value of ₹ 3,397 Lakhs in respect of which the original title deeds have been deposited with the lenders as security, have been verified based on the photocopies of the documents for those immovable properties and based on such documents, the title deeds are held in the name of the Company.

- d) According to information and explanations given to us and books of accounts and records examined by us, Company has not revalued its Property, Plant and Equipment (including Right of Use assets) or intangible assets or both during the year.
- e) According to information & explanations and representation given to us by the management, no proceedings have been initiated or are pending against the Company for holding any benami property under the Benami Transactions (Prohibition) Act, 1988 and rules made thereunder.
- ii. a) As explained to us and on the basis of the records examined by us, in our opinion, physical verification of the inventories have been conducted at reasonable intervals by the management and having regard to the size and nature of business of the Company and nature of its inventory, the coverage and procedures of such verification by the management is appropriate. As explained to us and on the basis of the records examined by us, the value of the discrepancies noticed on physical verification by management did not exceed 10% or more in aggregate of each class of inventory.
- b) According to the information and explanations given to us, at any point of time of the year, the Company has not been sanctioned any working capital facility from banks or financial institutions and therefore, clause (ii) (b) of Paragraph 3 of the Order is not applicable to the Company.
- iii. As per the information and explanations given to us and books of account and records examined by us, during the year, the Company has not made any investment in or provided any guarantee or security or not granted any

loan or advances in the nature of loans to companies, firms, Limited Liability Partnerships or any other parties. Therefore, the clause (iii) of paragraph 3 of the Order is not applicable to the Company.

- iv. In our opinion and according to the information and explanations provided to us, the Company has complied with the provisions of Section 185 and Section 186 of the Act, as applicable in respect of investments. The Company has not granted any loan or provided any guarantees or security to the parties covered under Section 185 and Section 186 of the Act.
- v. According to the information and explanations given to us, the Company has not accepted any deposits or amounts which are deemed to be deposits within the meaning of provisions of sections 73 to 76 or any other relevant provisions of the Act and the rules framed there under. Therefore, the clause (v) of paragraph 3 of the Order is not applicable to the Company.
- vi. To the best of our knowledge and explanations given to us, the Central Government has not prescribed the maintenance of cost records under sub section (1) of Section 148 of the Act in respect of the activities undertaken by the Company. Therefore, the clause (vi) of paragraph 3 of the Order is not applicable to the Company.
- vii. In respect of Statutory dues :
 - a) According to the records examined by us of the Company, undisputed statutory dues including Goods and Service tax, provident fund, employees' state insurance, income tax, duty of customs, cess and any other statutory dues have been generally regularly deposited with appropriate authorities. According to the information and explanations given to us, there were no undisputed amounts payable in respect of the aforesaid dues, outstanding as March 31, 2022 for a period of more than six months from the date they became payable.
 - b) Details of statutory dues referred to in sub-clause (a) above which have not been deposited as on March 31, 2022 on account of disputes are given below:

Name of the Statutes	Nature of the Dues	Period to which it relates	₹ in Lakhs (*)	Forum where the dispute is pending
The Central Sales Tax Act, 1956 and Sales Tax Acts of various States	Sales Tax / VAT / Entry Tax	2010–18	13,037	Hon. High Court
		2008–09, 2010–11	33	Tribunal
		2010–12, 2013–14, 2015–17	320	Commissioner (A)
		2011–12, 2016–17	12	Asst. Commissioner
		2009–14 & 2015–16	52	Joint Commissioner (A)
		2007–11 To 2014–2017	204	Deputy Commissioner (A)
		2010–11	18	Presiding Member

Name of the Statutes	Nature of the Dues	Period to which it relates	₹ in Lakhs (*)	Forum where the dispute is pending
The Finance Act, 1994	Service Tax/ GST	2017–18	30	Hon. High Court
		2015–18	10,180	Tribunal
		2010–19	4,709	Commissioner (A)
		2006–09	30	Deputy Commissioner (Appeal)
		2017–18	13	Addition Commissioner
		2016–17	36,469	Commissioner GST
Property Tax	Property Tax (#)	2014–15, 2019–20	552	Hon. Supreme Court
		2008 to 2021	16,249	Hon. High Court
		2012–14 & 2018–22	71	District Court
The Income Tax Act, 1961	Income Tax	2013–15, & 2016–17	16,182	Assessing Officer
		Total	98,161	

(*) Net of amount deposited under protest

(#) Property Tax:

As detailed in Note No. 40 to the Financial Statements the Company has disputed various matters related to Property tax payable on its telecommunication towers in respect of which it is not possible to quantify the entire amount in dispute.

viii. According to the information and explanations given to us and representation given to us by the management, there were no transactions relating to previously unrecorded income that were surrendered or disclosed as income in the tax assessments under the Income Tax Act, 1961 (43 of 1961) during the year.

ix. a) In our opinion and according to the information and explanations given and books of accounts and records examined by us and considering the Corporate Debt Restructuring (CDR) scheme with banks, financial institution; we are of the opinion that as on March 31, 2022 the Company has defaulted in repayments of loans to banks, financial institution, EARC, foreign lenders and FCCB holders aggregating to ₹ 313,009 Lakhs (Refer note no. 18.4 to the Financial Statements). Details of such default are as under:

Nature of borrowing including debt securities	Name of lender	Amount not paid on due date (₹ in Lakhs)	Whether principal or interest	No. of days delay or unpaid	Remarks, if any
Term Loan	Corporation Bank	3,624	Principal	1 to 1279	
		8,566	Interest	1 to 1279	
	Canara Bank	2,311	Principal	1 to 1279	
		13,875	Interest	1 to 1279	
	IDBI Bank	3,696	Principal	1 to 1279	
		7,217	Interest	1 to 1279	
	Indian Bank	1,086	Principal	1 to 1279	
		3,183	Interest	1 to 1279	
	LIC of India	4,800	Principal	1 to 1279	
		11,089	Interest	1 to 1279	
	Edelweiss Asset Reconstruction Company Limited (EARC)	69,370	Principal	1 to 1279	
		159,958	Interest	1 to 1279	
FCCB	FCCB Holders	16,786	Interest	157 to 1253	
Term Loan	Deutsche Investitions- und-Entwicklungsgesellschaft mbH (DEG)	6,319	Principal	17 to 2116	
		1,129	Interest	17 to 2116	
Total		313,009			

- b) In our opinion, and according to the information and explanations given to us, the Company has not been declared wilful defaulter by any bank or financial institution or other lender.
- c) In our opinion, and according to the information and explanations given and records examined by us, during the year the Company has not raised any money by way of term loan and the money raised in the earlier years by way of term loans have been applied prima facie for the purpose for which they were obtained.
- d) In our opinion, and according to the information and explanations given to us, the Company has not raised any funds on the short-term basis. Therefore, the sub-clause (d) of clause (ix) of paragraph 3 of the Order is not applicable to the Company.
- e) According to the information and explanations given to us, the Company does not have any subsidiary, associate or joint venture. Therefore, the sub-clause (e) of clause (ix) of paragraph 3 of the Order is not applicable to the Company.
- f) According to the information and explanations given to us, the Company does not have any subsidiary, associate or joint venture. Therefore, the sub-clause (f) of clause (ix) of paragraph 3 of the Order is not applicable to the Company.
- x. a) During the year, the Company has not raised money by way of initial public offer or further public offer (including debt instruments) and therefore, the sub-clause (a) of clause (x) of paragraph 3 of the Order is not applicable to the Company.
- b) During the year, the Company has not made any preferential allotment or private placement of shares or convertible debentures (fully or partly or optionally convertible) and therefore, the sub-clause (b) of clause (x) of paragraph 3 of the Order is not applicable to the Company.
- xi. a) Based on the audit procedures performed for the purpose of reporting the true and fair view of the financial statements and as per information and explanations given to us, no fraud by the Company or on the Company has been noticed or reported during the year. Further refer note no. 59 to the Financial Statements regarding the dismantling of towers by the landowners / others.
- b) According to the information and explanations given to us, no report under sub-section 12 of section 143 of the Act has been filed by us or by any other auditor in Form ADT-4 as prescribed under Rule 13 of Companies (Audit and Auditors) Rules, 2014 with the Central Government.
- c) As represented to us by the management, there are no whistle blower complaints received by the Company during the year.
- xii. In our opinion, company is not a nidhi company. Therefore, the provisions of clause (xii) of paragraph 3 of the Order are not applicable to the Company.
- xiii. In our opinion and according to the information and explanations given to us, all transactions with related parties are in compliance with sections 177 and 188 of the Act and their details have been disclosed in the financial statements etc., as required by the applicable accounting standards.
- xiv. a) In our opinion, and according to the information and explanations given to us, the Company has an internal audit system commensurate with the size and nature of its business.
- b) We have considered the internal audit reports of the Company issued till date, for the period under audit.
- xv. According to the information and explanations provided by the management, the Company has not entered into any non-cash transaction with directors or persons connected with him as referred to in Section 192 of the Act.
- xvi. a) To the best of our knowledge and as explained, the Company is not required to be registered under section 45-IA of the Reserve Bank of India Act, 1934.
- b) In our opinion, and according to the information and explanations provided to us and on the basis of our audit procedures, the Company has not conducted any Non-Banking Financial or Housing Finance activities during the year as per the Reserve bank of India Act 1934.
- c) In our opinion, and according to the information and explanations provided to us, the Company is not a Core Investment Company (CIC) as defined in the regulations made by the Reserve Bank of India.
- d) In our opinion, and according to the information and explanations provided to us, the Group has no Core Investment Company (CIC).
- xvii. In our opinion and according to the information and explanations provided to us, Company has incurred cash losses of ₹ 30,802 Lakhs in the financial year and ₹ 35,471 Lakhs in the immediately preceding financial year.
- xviii. There has been no resignation of the statutory auditors during the year. Therefore, provisions of clause (xviii) of Paragraph 3 of the Order are not applicable to the Company.
- xix. According to the information and explanations given to us and on the basis of the financial ratios, ageing and expected dates of realization of financial assets and payment of financial liabilities, other information accompanying the financial statements, our knowledge of the Board of Directors and management plans and based on our examination of the evidence supporting and the various conditions specified under paragraph "Material uncertainty related to Going Concern" above, which indicates and causes us to believe that material uncertainty exists as on the date of the audit report that the Company is capable of meeting all of its liabilities existing at the date of balance sheet as and when they fall due within a period of one year from the balance sheet date.
- xx. The Company has incurred losses during the three immediately preceding financial years; accordingly the Company is not required to do CSR expenses under Section 135 of the Act. Therefore, provisions of sub-clause (a) and (b) of clause (xx) of Paragraph 3 of the Order are not applicable to the Company.

For Pathak H.D. & Associates LLP

Chartered Accountants

Firm Registration No. 107783W / W100593

Gopal Chaturvedi

Partner

Place : Mumbai

Dated : May 17, 2022

Membership No. 090903

UDIN No.: 22090903AJCQSP6820

ANNEXURE “B” TO THE INDEPENDENT AUDITOR'S REPORT ON THE FINANCIAL STATEMENTS OF GTL INFRASTRUCTURE LIMITED

(Referred to in paragraph 2 (g) under ‘Report on Other Legal and Regulatory Requirements’ of our report of even date)

Report on the Internal Financial Controls with reference to these financial statements under Clause (i) of Sub-section 3 of Section 143 of the Companies Act, 2013 (“the Act”)

We have audited the internal financial controls with reference to these financial statements of **GTL INFRASTRUCTURE LIMITED** (“the Company”) as of March 31, 2022 in conjunction with our audit of the financial statements of the Company for the year ended on that date.

Management's Responsibility for Internal Financial Controls

The Company's management is responsible for establishing and maintaining internal financial controls based on the internal control over financial reporting criteria established by the Company considering the essential components of internal control stated in the Guidance Note on Audit of Internal Financial Controls Over Financial Reporting (the “Guidance Note”) issued by the Institute of Chartered Accountants of India (“ICAI”). These responsibilities include the design, implementation and maintenance of adequate internal financial controls that were operating effectively for ensuring the orderly and efficient conduct of its business, including adherence to company's policies, the safeguarding of its assets, the prevention and detection of frauds and errors, the accuracy and completeness of the accounting records, and the timely preparation of reliable financial information, as required under the Act.

Auditor's Responsibility

Our responsibility is to express an opinion on the Company's internal financial controls with reference to these financial statements based on our audit. We conducted our audit in accordance with the Guidance Note issued by ICAI and the Standards on Auditing prescribed under Section 143(10) of the Act, to the extent applicable to an audit of internal financial controls. Those Standards and the Guidance Note require that we comply with ethical requirements and plan and perform the audit to obtain reasonable assurance about whether adequate internal financial controls with reference to these financial statements was established and maintained and if such controls operated effectively in all material respects.

Our audit involves performing procedures to obtain audit evidence about the adequacy of the internal financial controls system with reference to these financial statements and their operating effectiveness. Our audit of internal financial controls with reference to these financial statements included obtaining an understanding of internal financial controls with reference to these financial statements, assessing the risk that a material weakness exists, and testing and evaluating the design and operating effectiveness of internal control based on the assessed risk. The procedures selected depend on the auditor's judgement, including the assessment of the risks of material misstatement of the financial statements, whether due to fraud or error.

We believe that the audit evidence we have obtained is sufficient and appropriate to provide a basis for our audit opinion on the

Company's internal financial controls with reference to these financial statements.

Meaning of Internal Financial Controls with Reference To These Financial Statements

A company's internal financial control with reference to these financial statements is a process designed to provide reasonable assurance regarding the reliability of financial reporting and the preparation of financial statements for external purposes in accordance with generally accepted accounting principles. A company's internal financial control over financial reporting with reference to these financial statements includes those policies and procedures that (1) pertain to the maintenance of records that, in reasonable detail, accurately and fairly reflect the transactions and dispositions of the assets of the Company; (2) provide reasonable assurance that transactions are recorded as necessary to permit preparation of financial statements in accordance with generally accepted accounting principles, and that receipts and expenditures of the Company are being made only in accordance with authorisations of management and directors of the Company ; and (3) provide reasonable assurance regarding prevention or timely detection of unauthorised acquisition, use, or disposition of the Company's assets that could have a material effect on the Financial statements.

Inherent Limitations of Internal Financial Controls with Reference To These Financial Statements

Because of the inherent limitations of internal financial controls with reference to these financial statements, including the possibility of collusion or improper management override of controls, material misstatements due to error or fraud may occur and not be detected. Also, projections of any evaluation of the internal financial controls with reference to these financial statements to future periods are subject to the risk that the internal financial control over financial reporting with reference to these financial statements may become inadequate because of changes in conditions, or that the degree of compliance with the policies or procedures may deteriorate.

Opinion

In our opinion, to the best of our information and according to the explanations given to us, the Company has, in all material respects, an adequate internal financial controls with reference to these financial statements and such internal financial controls with reference to these financial statements were operating effectively as at March 31, 2022, based on the criteria for internal financial control with reference to these financial statements established by the Company considering the essential components of internal control stated in the Guidance Note on Audit of Internal Financial Controls Over Financial Reporting issued by the Institute of Chartered Accountants of India.

For **Pathak H.D. & Associates LLP**

Chartered Accountants

Firm Registration No. 107783W / W100593

Gopal Chaturvedi

Partner

Place : Mumbai

Dated : May 17, 2022

Membership No. 090903

UDIN No.: 22090903AJCQP6820

Statement on Impact of Audit Qualifications
for the Financial Year ended March 31, 2022 on Financial Results
GTL Infrastructure Limited (the Company)
[See Regulation 33 of the SEBI (LODR) (Amendment) Regulations, 2016]

I.	Sr. No.	Particulars	Audited Figures (as reported before adjusting for qualifications) (₹ In Lakhs)	Adjusted Figures (audited figures after adjusting for qualifications) (₹ In Lakhs)
	1.	Turnover / Total income (Including Other Income)	147,689	Refer 'Details of Audit Qualification below'
	2.	Total Expenditure (Including Exceptional Items)	295,156	—do—
	3.	Net Profit/(Loss)	(147,467)	—do—
	4.	Earnings Per Share (in ₹)	(1.14)	—do—
	5.	Total Assets	555,458	—do—
	6.	Total Liabilities	830,012	—do—
	7.	Net Worth	(274,554)	—do—
	8.	Any other financial item(s) (as felt appropriate by the management)	Not Applicable	Not Applicable

II. Audit Qualification (each audit qualification separately):

a. Details of Audit Qualification:

“Attention is drawn to Note No. 3 to the Statement, which inter alia states that, the Hon’ble Supreme Court of India held that “Mobile Telecommunication Tower” is a building and State can levy property tax on the same. Pending petitions of the Company before the appropriate Courts, non—receipt of demand notices for property tax in respect of majority of the Telecommunication Towers and also due to Company’s right to recover such property tax amount from certain customers, the company is unable to quantify the amount of property tax to be borne by it and accordingly has not made any provision for the same. We are unable to quantify the amount of the property tax, if any, to be accounted for and its consequential effects on the Statement”

b. Type of Audit Qualification : Qualified Opinion

c. Frequency of qualification: Whether appeared first time / repetitive / since how long continuing
Qualification Referred in II (a) (i) – Coming since December 31, 2016

d. For Audit Qualification(s) where the impact is quantified by the auditor, Management’s Views: Not Applicable

e. For Audit Qualification(s) where the impact is not quantified by the auditor:

(i) Management’s estimation on the impact of audit qualification: Not Applicable

(ii) If management is unable to estimate the impact, reasons for the same:

“The Hon’ble Supreme Court vide its order dated December 16, 2016 upheld that “Mobile Telecommunication Tower” is exigible to Property Tax and the State can levy property tax to Mobile Towers. While deciding the Special Leave Petition (SLP) for Mumbai matters, the Hon’ble Supreme Court had given liberty to agitate the issue with regard to the retrospective operation of assessment/demand of tax and the quantum thereof before the appropriate forum. Post the Judgment of Hon’ble Supreme Court in January 2017; the Company had challenged the quantum of property tax and other issues before the Bombay High Court. By an order dated April 18, 2017, Bombay High Court dismissed the appeal. Against the said order, the Company preferred a SLP with regards to the manner, quantum, component of property tax and other issues. The same was heard on January 25, 2018 and the Hon’ble Supreme Court was pleased to issue a notice to Municipal Corporation & also directed Municipal Corporations to maintain status quo. The said SLP was finally disposed of by an order dated January 02, 2019 and Hon’ble Supreme Court has set aside the Bombay High Court order dated April 18, 2017 and has directed the Bombay High Court to decide the Writ Petition on merits. The Company has filed an amendment application before the Bombay High Court in view of the Supreme Court order and developments happened during the pendency of the SLP before Supreme Court.

Another IP Company by name ATC Telecom Pvt. Ltd have preferred an appeal before Hon'ble Supreme Court against the Order of the Gujarat High Court on the rates and taxes to be fixed for mobile towers in lieu of the Amendment made in the Gujarat Provincial Municipal Corporation Act, 1949 in the year 2011. Supreme Court after hearing the ATC Company in September, 2018 has granted leave and the matter is pending for final hearing. Further, The Company has also filed a SLP on 10th July 2019, bearing SLP No. 16649 of 2019 before Hon'ble Supreme Court against Nagpur Municipal Corporation challenging the calculation and quantum of the Property Tax. The Hon'ble Supreme Court has given a stay on the High Court Order subject to payment of 50% of the demanded amount and tagged the said matter with ATC SLP. Also with respect to the few sites where demand notices for property tax have been received, the Company has contested the demands by filing writ petitions in appropriate Courts for the assessment of property tax demand / retrospective levy of property tax, procedure and quantum that have been demanded. Various Hon'ble High Courts passed an order not to take any coercive action till the admission of matter.

The matter being still sub-judice, non-receipt of demand notes for majority of the towers of the Company and the Company's right to recover property tax from certain customers, the Company is unable to quantify actual property tax amount payable excluding the components which are under challenge. The provision will be considered as and when the matter is resolved. In respect of the above, the auditors have issued modified reports for the year ended on March 31, 2022."

(iii) Auditors' Comments on (i) & (ii) above:

Refer "Basis for Qualified Opinion" in the Independent Auditors' Report dated May 17, 2022 on the Financial Results of the company for the quarter and year ended March 31, 2022.

For GTL Infrastructure Limited

Milind Naik
(Whole Time Director)
(DIN No. 00276884)

Bhupendra Kiny
(Chief Financial Officer)

N. Balasubramanian
(Audit Committee Chairman)
(DIN No. 00288918)

Refer our Independent Auditors' Report dated May 17, 2022 on the Financial Results of the Company.

For Pathak H. D. & Associates LLP
Chartered Accountants
Firm Reg. No. 107783W/ W100593

Gopal Chaturvedi
Partner
Membership No. 090903

Mumbai
Date: May 17, 2022

BALANCE SHEET AS AT MARCH 31, 2022

₹ In Lakhs

Particulars	Notes	As at March 31, 2022	As at March 31, 2021
ASSETS			
(1) Non-Current Assets			
(a) Property, Plant and Equipment	3 (a)	392,389	491,614
(b) Right-of-use assets	3 (b)	60,122	56,674
(c) Capital work-in-progress	3 (c)	—	2,750
(d) Investment Property	3 (d)	3,101	3,169
(e) Other Intangible Assets	3 (e)	3	1
(f) Financial Assets			
(i) Investments	4	—	—
(ii) Others	5	8,876	7,919
(g) Other Non-current Taxes (Net)	6	6,235	915
(h) Other Non-current Assets	7	4,182	3,718
		474,908	566,760
(2) Current Assets			
(a) Inventories	8	469	367
(b) Financial Assets			
(i) Investments	9	6,529	6,306
(ii) Trade Receivables	10	8,647	10,544
(iii) Cash and Cash Equivalents	11	48,879	43,685
(iv) Bank Balances other than (iii) above	12	110	214
(v) Others	13	8,061	7,996
(c) Current Tax Assets (Net)	14	145	465
(d) Other Current Assets	15	7,710	8,329
		80,550	77,906
Total Assets		555,458	644,666
EQUITY AND LIABILITIES			
EQUITY			
(a) Equity Share Capital	16	1,262,333	1,249,659
(b) Other Equity	17	(1,536,887)	(1,378,369)
		(274,554)	(128,710)
LIABILITIES			
(1) Non-Current Liabilities			
(a) Financial Liabilities			
(i) Borrowings	18	—	—
(ia) Lease Liabilities		56,261	52,188
(ii) Other Financial Liabilities	19	2,016	4,422
(b) Provisions	20	6,156	5,147
(c) Other non-current Liabilities	21	1,363	1,587
		65,796	63,344
(2) Current Liabilities			
(a) Financial Liabilities			
(i) Borrowings	22	402,977	434,574
(ia) Lease Liabilities		28,004	21,727
(ii) Trade Payables	23		
— total outstanding dues of micro enterprises and small enterprises		105	107
— total outstanding dues of creditors other than micro enterprises and small enterprises		2,883	1,888
(iii) Others Financial Liabilities	24	316,875	237,244
(b) Other Current Liabilities	25	7,786	7,810
(c) Provisions	26	5,586	6,682
		764,216	710,032
Total Equity and Liabilities		555,458	644,666
Significant Accounting Policies	2		
Notes to the Financial Statements	3 to 62		

As per our report of even date
For **PATHAK HD & ASSOCIATES LLP**
Chartered Accountants
Firm Regd. No. 107783W / W100593

GOPAL CHATURVEDI
Partner
Membership No: 090903

Mumbai
Date: May 17, 2022

MILIND NAIK
Whole Time Director
DIN-00276884

For and on behalf of the Board of Directors
MANOJ TIRODKAR
Chairman
DIN-00298407

BHUPENDRA KINY
Chief Financial Officer

NITESH MHATRE
Company Secretary
Membership No:A18487

STATEMENT OF PROFIT AND LOSS FOR THE YEAR ENDED MARCH 31, 2022

₹ In Lakhs

Particulars	Notes	For the Year ended March 31, 2022	For the Year ended March 31, 2021
INCOME :			
Revenue from Operations	27	146,273	140,968
Other Income	28	1,416	3,916
Total Income		147,689	144,884
EXPENSES :			
Infrastructure Operation & Maintenance Cost	29	88,081	87,103
Employee Benefits Expense	30	6,207	6,142
Finance Costs	31	73,388	66,312
Depreciation and Amortization Expenses	3	50,319	54,718
Balances Written Off (Net) and Provision for Trade Receivables and Advances	32	1,160	433
Exchange Differences (Net)	33	245	(1,554)
Other Expenses	34	9,410	21,919
Total Expenses		228,810	235,073
PROFIT/(LOSS) BEFORE EXCEPTIONAL ITEMS AND TAX		(81,121)	(90,189)
Exceptional Item	35	66,346	36,888
PROFIT/(LOSS) BEFORE TAX		(147,467)	(127,077)
Tax Expenses		—	—
PROFIT/(LOSS) FOR THE YEAR		(147,467)	(127,077)
Other Comprehensive Income			
(A) (I) Items that will not be reclassified to Profit or Loss			
(i) Remeasurement of the defined benefit plans		66	52
(B) Items that will be reclassified to Profit or Loss		—	—
Total Other Comprehensive Income		(66)	(52)
TOTAL COMPREHENSIVE INCOME FOR THE YEAR		(147,533)	(127,129)
Earnings Per Equity Share of ₹ 10 each	42		
Basic and Diluted		(1.14)	(0.99)
Significant Accounting Policies	2		
Notes to the Financial Statements	3 to 62		

As per our report of even date
For **PATHAK HD & ASSOCIATES LLP**
Chartered Accountants
Firm Regd. No. 107783W / W100593

GOPAL CHATURVEDI
Partner
Membership No: 090903

Mumbai
Date: May 17, 2022

MILIND NAIK
Whole Time Director
DIN-00276884

For and on behalf of the Board of Directors
MANOJ TIRODKAR
Chairman
DIN-00298407

BHUPENDRA KINY
Chief Financial Officer

NITESH MHATRE
Company Secretary
Membership No:A18487

CASH FLOW STATEMENT FOR THE YEAR ENDED MARCH 31, 2022

₹ In Lakhs

Particulars	For the Year ended March 31, 2022	For the Year ended March 31, 2021
CASH FLOW FROM OPERATING ACTIVITIES		
Net Profit/(Loss) before tax as per Statement of Profit and Loss	(147,467)	(127,077)
ADJUSTED FOR		
Depreciation and amortization expenses	50,319	54,718
Loss on Dismantling/Sale/Retirement of Fixed Assets (Net)	2,206	15,790
Interest Income	(344)	(274)
Finance Costs	73,388	66,312
Extinguishment of liabilities	(41)	(2,347)
Foreign Exchange (Gain)/Loss (Net)	245	(1,554)
Difference on measurement of financial instruments at fair value through Profit & Loss	(222)	(297)
Exceptional Items	66,346	36,888
Balances Written off (Net of Provision written back)	—	(5,507)
Provision for Trade Receivables and Energy Recoverables	1,160	5,940
Miscellaneous Income on Asset Retirement Obligation (ARO) & Lease	(233)	(176)
Miscellaneous Income on reversal of earlier provision for tax	—	(309)
Prepaid Rent amortization	156	55
Advance revenue on deposits	(521)	(750)
OPERATING PROFIT BEFORE WORKING CAPITAL CHANGE	44,992	41,412
ADJUSTMENTS FOR		
Trade and Other Receivables	470	(4,463)
Inventories	(102)	(107)
Trade and Other Payables	9,979	5,018
CASH GENERATED FROM OPERATIONS	55,339	41,860
Taxes paid/refund received (Net)	(5,000)	41
NET CASH FLOW GENERATED FROM OPERATING ACTIVITIES	50,339	41,901
CASH FLOW FROM INVESTING ACTIVITIES		
Purchase of PPE and Capital Work-in –Progress (CWIP)	(8,759)	(5,354)
Proceeds from disposal of PPE & CWIP	2,182	1,156
Interest Received	155	217
NET CASH FLOW USED IN INVESTING ACTIVITIES	(6,422)	(3,981)

₹ In Lakhs

Particulars	For the Year ended March 31, 2022	For the Year ended March 31, 2021
CASH FLOW FROM FINANCING ACTIVITIES		
Repayment of Long-Term-Borrowings (Refer Note No. 18.1)	(29,391)	(35,600)
Equity Contribution due to pledged Shares invoked by Lenders	1,391	—
Interest and Finance charges Paid	—	(129)
Payment towards principal portion of lease liability	(6,200)	(5,916)
Payment towards interest portion of lease liability	(4,522)	(3,603)
Other Bank Balances towards statutory demands under dispute and other commitments etc.	—	29,116
Fixed Deposits with Banks pledged as Margin Money, Debt Service Reserve Account and others	(1)	36
NET CASH USED IN FINANCING ACTIVITIES	(38,723)	(16,096)
NET INCREASE/(DECREASE) IN CASH AND CASH EQUIVALENTS	5,194	21,824
Cash and Cash Equivalents (Opening Balance)	43,685	21,861
Cash and Cash Equivalents (Closing Balance)	48,879	43,685

- (i) The cash flow statement has been prepared under the "Indirect Method" as set out in Ind AS – 7 "Cash Flow Statements".
- (ii) Figures in bracket indicate outflows.
- (iii) Changes in liabilities arising from financing activities on account of non current and current borrowings (including current maturities of non current borrowings)

Particulars	March 31, 2022	March 31, 2021
Opening Balance	434,573	494,728
Change from financing cash flows paid	(29,391)	(35,600)
Changes on account of conversion to equity and extinguishment	(339)	(17,750)
Changes on account of changes in foreign exchange rates	1,252	(1,572)
Changes on account of measurement of financial liabilities at amortised cost	(3,118)	(5,234)
Closing Balance	402,977	434,573

- (iv) Previous year's figures have been regrouped / rearranged wherever necessary to make them comparable with those of current year.

As per our report of even date

For **PATHAK HD & ASSOCIATES LLP**
Chartered Accountants
Firm Regd. No. 107783W / W100593

MILIND NAIK
Whole Time Director
DIN-00276884

For and on behalf of the Board of Directors

MANOJ TIRODKAR
Chairman
DIN-00298407

GOPAL CHATURVEDI
Partner
Membership No: 090903

BHUPENDRA KINY
Chief Financial Officer

Mumbai
Date: May 17, 2022

NITESH MHATRE
Company Secretary
Membership No:A18487

STATEMENT OF CHANGES IN EQUITY FOR THE YEAR ENDED MARCH 31, 2022

(A) EQUITY SHARE CAPITAL

Particulars	Number	₹ In Lakhs
Equity Shares of INR 10 each issued, subscribed and fully paid		
Balance as at April 1, 2020	12,319,097,031	1,231,910
Issued during the Year		
– On conversion of Foreign Currency Convertible Bonds		
– On Series B2	177,496,169	17,750
Balance as at April 1, 2021	12,496,593,200	1,249,659
Issued during the Year		
– On conversion of Foreign Currency Convertible Bonds		
– On Series B1	120,148,146	12,015
– On Series B2	2,976,833	298
– On Series B3	3,608,677	361
Balance as at March 31, 2022	12,623,326,856	1,262,333

(B) OTHER EQUITY

Particulars	Equity Component of Compound Financial Instruments	Reconstruction Reserve	Capital Reserve	Reserves & Surplus		Securities premium	Retained earnings	Other Comprehensive Income	Other equity
				Equity Contribution due to pledged shares invoked by Lenders					
Balance as at April 1, 2020	41,792	1,993	1,846	–	60,667	(1,357,439)	(99)	(1,251,240)	
– On conversion of Foreign Currency Convertible Bonds to Equity (Transfer to Share Capital)	–	–	–	–	–	–	–	–	–
– Pursuant to the scheme of arrangement	–	–	–	–	–	–	–	–	–
– Series B1 & Series B3 Compulsorily Convertible Bonds (Refer Note No. 22.1)	–	–	–	–	–	–	–	–	–
Remeasurement of the defined benefit plans for the Year	–	–	–	–	–	(127,077)	(52)	(127,129)	
Balance as at March 31, 2021	41,792	1,993	1,846	–	60,667	(1,484,517)	(151)	(1,378,369)	
– On conversion of Foreign Currency Convertible Bonds to Equity	–	–	–	–	–	–	–	–	(12,376)
– Series B1 & Series B3 Compulsorily Convertible Bonds (Refer Note No. 22.1)	(12,376)	–	–	–	–	–	–	–	1,391
Other Equity (Global Holding Corporation Ltd)	–	–	–	1,391	–	–	–	–	–
Remeasurement of the defined benefit plans for the Year	–	–	–	–	–	(147,467)	(66)	(147,533)	
Balance as at March 31, 2022	29,417	1,993	1,846	1,391	60,667	(1,631,984)	(217)	(1,536,887)	

As per our report of even date

For **PATHAK HD & ASSOCIATES LLP**

Chartered Accountants

Firm Regd. No. 107783W / W100593

GOPAL CHATURVEDI

Partner

Membership No: 090903

Mumbai

Date: May 17, 2022

For and on behalf of the Board of Directors

MILIND NAIK

Whole Time Director

DIN–00276884

MANOJ TIRODKAR

Chairman

DIN–00298407

BHUPENDRA KINY

Chief Financial Officer

NITESH MHATRE

Company Secretary

Membership No:A18487

NOTES TO THE FINANCIAL STATEMENTS FOR THE YEAR ENDED MARCH 31, 2022

1. CORPORATE INFORMATION

GTL Infrastructure Limited (GIL, the Company, erstwhile standalone company) is domiciled and incorporated in India under the provision of the Companies Act, 1956. Its shares are listed on Bombay Stock Exchange and National Stock Exchange in India. The registered office of the Company is located at Global Vision, 3rd Floor, Electronic Sadan II, MIDC TTC Industrial Area, Mahape, Navi Mumbai– 400 710, India.

The Company is in the business of passive infrastructure sharing which is based on building, owning, operating and maintaining passive telecom infrastructure sites capable of hosting active network components of various technologies of multiple telecom operators as well providing energy management solutions.

2. BASIS OF PREPARATION AND PRESENTATION

The financial statements of the Company have been prepared on a going concern basis in accordance with Indian Accounting Standards (IND AS) notified under the Companies (Indian Accounting Standards) Rules, 2015.

The financial statements have been prepared on a historical cost basis, except for the following assets and liabilities which have been measured at fair value:

- Certain financial assets and liabilities measured at fair value
- Defined Benefit Plans– measured at Fair Value

The preparation of the financial statements requires management to make estimates and underlying assumptions. Actual results could vary from these estimates. The estimates and underlying assumptions are reviewed on an ongoing basis. Revisions to accounting estimates are recognised in the period in which the estimates are revised if the revision affects only that period or in the period of the revision and future periods if the revision affects both current and future years.

The Company's financial statements are presented in lakhs of Indian Rupees (INR) which is its functional and presentation currency. All values are rounded off to the nearest lakh, except when otherwise indicated.

2 (A) Significant Accounting Policies

2.1. Property, Plant & Equipment

- (a) Property, plant and equipment, including Capital work in progress are stated at cost, net of recoverable taxes, trade discount and rebates less accumulated depreciation and impairment losses, if any. Such cost includes purchase price, borrowing cost, any cost directly attributable to bringing the assets to its working condition for its intended use, net changes on foreign exchange contracts and arrangements arising from exchange rate variations

attributable to the assets and the initial estimate of the costs of dismantling and removing the item and restoring the site on which it is located. On transition to IND AS, the Company had elected to continue with the previous GAAP carrying values as deemed cost for all items of property, plant and equipment.

- (b) The tangible assets at the cellular sites, which are ready to use in the first fifteen days of a month are capitalised on the fifteenth day of that month, whereas, if they are ready to use in the second half of a month, they are capitalised on the last day of that month
- (c) Advances paid towards acquisition of property, plant & equipment are disclosed as Capital Advances under Loans and Advances and cost of assets not ready for use before the year–end, are disclosed as capital work in progress.
- (d) Depreciation on following assets is provided to the extent of depreciable amount on Straight Line Method over the useful life of the assets as prescribed in schedule II to the Companies Act, 2013 except in respect of following Fixed Assets where the assessed useful life is different than that prescribed in Schedule II.

Asset	Years
Network Operation Assets	9
Air Conditioners	9
Battery Bank	3
Other Electrical and Power Supply Equipment	9
Office Equipment	3
Furniture and fittings	5
Vehicles	5
Diesel Generators	15

The management believes that the useful lives as given above represent the period over which these assets are expected to be used.

- (e) The towers have been depreciated on straight line method at the rate of 2.72% per annum based on useful life of 35 years in terms of specific approval received from the Ministry of Corporate Affairs, Government of India vide Order no.45/2/2010–CL–III dated May 26, 2010 issued under Section 205(2)(d) of the Companies Act, 1956. The approval continues to be valid vide letter no.51/9/2014–CL–III dated September 19, 2014 received from Ministry of Corporate Affairs, Government of India.
- (f) Further, In respect of Fixed Assets whose actual cost does not exceed ₹ 5,000, depreciation is provided at 100% in the year of addition.

NOTES TO THE FINANCIAL STATEMENTS FOR THE YEAR ENDED MARCH 31, 2022

- (g) The leasehold improvements have been depreciated over the lease period.
- (h) The revised carrying amount of the assets identified as impaired have been depreciated over residual useful life of the respective assets
- (i) The residual values, useful lives and methods of depreciation of property, plant and equipment are reviewed at each financial year end and adjusted prospectively, if appropriate.
- (j) Gains or losses arising from disposal (dismantling/sale/retirement) of tangible assets are measured as the difference between the net disposal proceeds and the carrying amount of the asset and are recognised in the statement of profit and loss when the asset is disposed.

2.2. Investment Properties

Property that is held for long-term rental yields or for capital appreciation or both, and that is not occupied by the Company, is classified as investment property. Investment properties are measured initially at cost, including transaction costs. Subsequent to initial recognition, investment properties are stated at cost less accumulated depreciation and accumulated impairment loss, if any.

Depreciation on investment properties are provided using straight line method over the estimated useful lives as specified in Schedule II to the Companies Act, 2013. Residual values, useful lives and method of depreciation of investment properties are reviewed at each financial year end and impact of change, if any is adjusted prospectively. The effects of any revision are included in the statement of profit and loss when the changes arises.

Though the Company measures investment properties using cost based measurement, the fair value of investment property is disclosed in the notes.

Investment properties are derecognised either when they have been disposed off or when they are permanently withdrawn from use and no future economic benefit is expected from their disposal. The difference between the net disposal proceeds and the carrying amount of the asset is recognised in statement of profit and loss in the period of de-recognition.

2.3. Intangible Assets

Intangible Assets are stated at cost of acquisition net of recoverable taxes less accumulated amortisation and impairment loss, if any. The cost comprises purchase price, borrowing cost, and any cost directly attributable to bringing the asset to its working condition for the intended use. On transition to IND AS, the Company had elected to continue with the previous GAAP carrying values as deemed cost.

Gains or losses arising from derecognition of an intangible asset are measured as the difference between the net disposal proceeds and the carrying amount of the asset and are recognised in the Statement of Profit and loss when the asset is derecognised.

The Company amortises intangible assets using the straight line method based on useful lives estimated by the management as mentioned below:

Computer Software	3 years
-------------------	---------

2.4. Impairment of Non-Financial Assets including Investment property

At each balance sheet date, the Company assesses whether there is any indication that any property, plant & equipment and intangible asset may be impaired. If any such indication exists, the recoverable amount of the asset is estimated in order to determine the extent of the impairment loss (if any).

For the purpose of impairment testing, the recoverable amount is determined on an individual asset basis unless the asset does not generate cash flows that are largely independent of those from other assets. In such cases, the recoverable amount is determined for the Cash Generating Units (CGUs) to which the asset belongs.

Recoverable amount is the higher of fair value less costs of disposal and value in use. In assessing value in use, the estimated future cash flows are discounted to their present value using a pre-tax discount rate that reflects current market assessments of the time value of money and the risks specific to the asset for which the estimates of future cash flows have not been adjusted.

If the recoverable amount of an asset (or CGU) is estimated to be less than its carrying amount, the carrying amount of the asset (or CGU) is reduced to its recoverable amount. An impairment loss is recognised immediately in the Statement of profit and loss. The impairment loss recognised in prior accounting period is reversed if there has been a change in the estimate of recoverable amount.

2.5. Inventories

Inventories are valued at cost or net realisable value, whichever is lower. Cost is determined on weighted average basis and includes cost of purchase and other costs incurred in bringing inventories to their present location and condition. Net realisable value is the estimated selling price in the ordinary course of business, less estimated costs of completion and the estimated costs necessary to make the sale.

2.6. Cash and cash equivalent

Cash and cash equivalent in the balance sheet comprise cash at banks, on hand, cheques in hand, funds in transit

NOTES TO THE FINANCIAL STATEMENTS FOR THE YEAR ENDED MARCH 31, 2022

and short-term deposits with an original maturity of three months or less, which are subject to an insignificant risk of changes in value.

2.7. Financial instruments

A financial instrument is any contract that gives rise to a financial asset of one entity and a financial liability or equity instrument of another entity.

I) Financial assets

A. Initial recognition and measurement

All financial assets are initially recognised at fair value. Transaction costs that are directly attributable to the acquisition or issue of financial assets, which are not at fair value through profit or loss are adjusted to the fair value on initial recognition. Purchase and sale of financial asset are recognised using trade date accounting i.e. the date that the Company commits to purchase or sell the asset.

B. Subsequent measurement

i) Financial Assets carried at amortised cost (AC)

A financial asset is subsequently measured at amortised cost if it is held within a business model whose objective is to hold the asset in order to collect the contractual cash flows and the contractual terms of the financial asset give rise on the specified dates to cash flows that are solely payments of principal and interest on the principal amount outstanding.

After initial measurement, such financial assets are subsequently measured at amortised cost using the effective interest rate (EIR) method. Amortised cost is calculated by taking into account any discount or premium on acquisition and fees or costs that are an integral part of the EIR. The EIR amortisation is included in finance income in the profit or loss. The losses arising from impairment are recognised in the profit or loss. This category applies to Trade and other receivables, Security deposits, Other advance, Loan and advances to related parties, Unbilled Income, Interest Receivable etc.

ii) Financial Assets at Fair Value through Other Comprehensive Income (FVTOCI)

A financial asset is subsequently measured at Fair Value through other Comprehensive Income if it is held within a business model whose objective is achieved by both collecting contractual cash flows and selling financial assets and the contractual terms of the financial assets give rise on specified dates to cash flows that are solely payments of principal and interest on the principal amount outstanding.

iii) Financial Assets at Fair Value through profit or loss (FVTPL)

A financial asset which is not classified in any of the above categories is subsequently fair valued through profit or loss.

C. Equity investments

All equity investments other than investment in Subsidiary and Associate are measured at fair value, with value changes recognised in Statement of Profit and loss except for those equity investments for which the Company has elected to present the value changes in 'other comprehensive income'.

The Company makes such election on an instrument-by-instrument basis. The classification is made on initial recognition and is irrevocable.

D. Investment in subsidiaries and associates

The Company accounts for its investments in subsidiaries and associates at cost in financial statements.

E. Derecognition

A financial asset (or, where applicable, a part of a financial asset or part of a group of similar financial assets) is primarily derecognised (i.e. removed from the Company's balance sheet) when:

- The rights to receive cash flows from the asset have expired, or
- The Company has transferred its rights to receive cash flows from the asset or has assumed an obligation to pay the received cash flows in full without material delay to a third party under a 'pass-through' arrangement and either (a) the Company has transferred substantially all the risks and rewards of the asset, or (b) the Company has neither transferred nor retained substantially all the risks and rewards of the asset, but has transferred control of the asset.

F. Impairment of financial assets

In accordance with IND AS 109, the Company uses 'Expected Credit Loss' (ECL) model, for evaluating impairment of financial assets other than those measured at fair value through profit and loss (FVTPL).

Expected credit losses are measured through a loss allowance at an amount equal to:

- a) The 12-months expected credit losses (expected credit losses that result from those default events on the financial instrument that are possible with 12 months after the reporting date); or
- b) Full lifetime expected credit losses (expected credit losses that result from all possible default events over the life of the financial instrument).

NOTES TO THE FINANCIAL STATEMENTS FOR THE YEAR ENDED MARCH 31, 2022

For trade receivables Company applies 'simplified approach' which requires expected lifetime losses to be recognised from initial recognition of the receivables. The Company uses historical default rates to determine impairment loss on the portfolio of trade receivables. At every reporting date these historical default rates are reviewed and changes in the forward looking estimates are analysed.

For other assets, the Company uses 12 month ECL to provide for impairment loss where there is no significant increase in credit risk. If there is significant increase in credit risk full lifetime ECL is used to recognising impairment loss allowance based on 12-month ECL.

II. Financial liabilities

A. Initial recognition and measurement

Financial liabilities are classified, at initial recognition, as financial liabilities at fair value through profit or loss, loans and borrowings, payables, or as derivatives designated as hedging instruments in an effective hedge, as appropriate.

All financial liabilities are recognised initially at fair value and, in the case of loans and borrowings and payables, net of directly attributable transaction costs.

The Company's financial liabilities include trade and other payables, loans and borrowings including bank overdrafts, financial guarantee contracts and derivative financial instruments.

B. Subsequent measurement

The measurement of financial liabilities depends on their classification, as described below:

a) Financial liabilities at fair value through profit or loss

Financial liabilities at fair value through profit or loss include financial liabilities held for trading and financial liabilities designated upon initial recognition as at fair value through profit or loss. Financial liabilities are classified as held for trading if they are incurred for the purpose of repurchasing in the near term. This category also includes derivative financial instruments entered into by the Company that are not designated as hedging instruments in hedge relationships as defined by IND AS 109. Separated embedded derivatives are also classified as held for trading unless they are designated as effective hedging instruments.

Gains or losses on liabilities held for trading are recognised in the profit or loss.

Financial liabilities designated upon initial recognition at fair value through profit or loss are designated as such at the initial date of recognition, and only if the criteria in IND AS 109 are satisfied. For liabilities designated as FVTPL, fair value gains/ losses attributable to changes in own credit risk is recognized in OCI. These gains/ losses are not subsequently transferred to P&L. However, the Company may transfer the cumulative gain or loss within equity. All other changes in fair value of such liabilities are recognised in the statement of profit and loss. The Company has not designated any financial liability at fair value through profit or loss.

b) Loans and borrowings

After initial recognition, interest-bearing loans and borrowings are subsequently measured at amortised cost using the EIR method. Gains and losses are recognised in profit or loss when the liabilities are derecognised or through the EIR amortisation process.

Amortised cost is calculated by taking into account any discount or premium on acquisition/redemption and fees or costs that are an integral part of the EIR. The EIR amortisation is included as finance costs in the statement of profit and loss.

This category generally applies to borrowings.

c) Financial guarantee contracts

Financial guarantee contracts issued by the Company are those contracts that require a payment to be made to reimburse the holder for a loss it incurs because the specified debtor fails to make a payment when due in accordance with the terms of a debt instrument. Financial guarantee contracts are recognised initially as a liability at fair value, adjusted for transaction costs that are directly attributable to the issuance of the guarantee. Subsequently, the liability is measured at the higher of the amount of loss allowance determined as per impairment requirements of IND AS 109 and the amount recognised less cumulative amortisation.

d) Derecognition

A financial liability is derecognised when the obligation under the liability is discharged or cancelled or expires. When an existing financial liability is replaced by another, from the same lender on substantially different terms, or the terms of an existing liability are substantially

NOTES TO THE FINANCIAL STATEMENTS FOR THE YEAR ENDED MARCH 31, 2022

modified, such an exchange or modification is treated as the derecognition of the original liability and the recognition of a new liability. The difference in the respective carrying amounts is recognised in the statement of profit and loss.

III. Embedded derivatives

An embedded derivative is a component of a hybrid (combined) contract that also includes a non-derivative host contract – with the effect that some of the cash flows of the combined instrument vary in a way similar to a stand-alone derivative. An embedded derivative causes some or all of the cash flows that otherwise would be required by the contract to be modified according to a specified interest rate, financial instrument price, commodity price, foreign exchange rate, index of prices or rates, credit rating or credit index, or other variable, provided in the case of a non-financial variable that the variable is not specific to a party to the contract. Reassessment only occurs if there is either a change in the terms of the contract that significantly modifies the cash flows that would otherwise be required or a reclassification of a financial asset out of the fair value through profit or loss.

If the hybrid contract contains a host that is a financial asset within the scope of IND AS 109, the Company does not separate embedded derivatives. Rather, it applies the classification requirements contained in IND AS 109 to the entire hybrid contract. Derivatives embedded in all other host contracts are accounted for as separate derivatives and recorded at fair value if their economic characteristics and risks are not closely related to those of the host contracts and the host contracts are not held for trading or designated at fair value through profit or loss. These embedded derivatives are measured at fair value with changes in fair value recognised in profit or loss, unless designated as effective hedging instruments.

IV. Reclassification of financial assets

The Company determines classification of financial assets and liabilities on initial recognition. After initial recognition, no reclassification is made for financial assets which are equity instruments and financial liabilities. For financial assets which are debt instruments, a reclassification is made only if there is a change in the business model for managing those assets. Changes to the business model are expected to be infrequent. The Company's senior management determines change in the business model as a result of external or internal changes which are significant to the Company's operations. Such changes are evident to external parties. A change in the business model occurs when the Company either begins or

ceases to perform an activity that is significant to its operations. If the Company reclassifies financial assets, it applies the reclassification prospectively from the reclassification date which is the first day of the immediately next reporting period following the change in business model. The Company does not restate any previously recognised gains, losses (including impairment gains or losses) or interest.

V. Offsetting of financial instruments

Financial assets and financial liabilities are offset and the net amount is reported in the balance sheet if there is a currently enforceable legal right to offset the recognised amounts and there is an intention to settle on a net basis, to realise the assets and settle the liabilities simultaneously.

2.8. Provisions, Contingent Liabilities, Contingent Assets and Commitments

Provisions are recognised when the Company has a present obligation (legal or constructive) as a result of a past event. It is probable that an outflow of resources embodying economic benefits will be required to settle the obligation and a reliable estimate can be made of the amount of the obligation. If the effect of the time value of money is material, provisions are discounted using equivalent period government securities interest rate. Unwinding of the discount is recognised in the statement of profit and loss as a finance cost. Provisions are reviewed at each balance sheet date and are adjusted to reflect the current best estimate.

Contingent liabilities are disclosed when there is a possible obligation arising from past events, the existence of which will be confirmed only by the occurrence or non-occurrence of one or more uncertain future events not wholly within the control of the Company or a present obligation that arises from past events where it is either not probable that an outflow of resources will be required to settle or a reliable estimate of the amount cannot be made. Information on contingent liability is disclosed in the Notes to the Financial Statements. Contingent assets are not recognised. However, when the realisation of income is virtually certain, then the related asset is no longer a contingent asset, but it is recognised as an asset.

2.9. Fair value measurement

"The Company measures financial instruments at fair value at each balance sheet date.

Fair value is the price that would be received to sell an asset or paid to transfer a liability in an orderly transaction between market participants at the measurement date. The fair value measurement is based on the presumption that the transaction to sell the asset or transfer the liability takes place either:

NOTES TO THE FINANCIAL STATEMENTS FOR THE YEAR ENDED MARCH 31, 2022

- a) In the principal market for the asset or liability, or
- b) In the absence of a principal market, in the most advantageous market for the asset or liability.”

A fair value measurement of a non–financial asset takes into account a market participant’s ability to generate economic benefits by using the asset in its highest and best use or by selling it to another market participant that would use the asset in its highest and best use.

The Company uses valuation techniques that are appropriate in the circumstances and for which sufficient data are available to measure fair value, maximising the use of relevant observable inputs and minimising the use of unobservable inputs.

All assets and liabilities for which fair value is measured or disclosed in the financial statements are categorised within the fair value hierarchy.

2.10. Revenue recognition

The Company’s revenue primarily consists of revenue for use of infrastructure facilities on individual / sharing basis and energy revenue for the provision of energy for operations of sites.

Revenue for use of infrastructure (which is termed as “Revenue from Telecom / Network Infrastructure Facilities”) is governed by IND AS 116. The same is recognized as and when services are rendered, on a monthly basis as per the contractual terms under agreements entered with customers. The Company has ascertained that the revenue for use of infrastructure facilities is structured to increase in line with expected inflationary increase in cost of the Company and hence, not straight–lined.

Effective April 1, 2018, the Company has applied IND AS 115 “Revenue from Contracts with Customers” which establishes a comprehensive framework to depict timing and amount of revenue to be recognised. The Company has adopted IND AS 115 using cumulative effect method, where any effect arising upon application of this standard is recognised as at the date of initial application i.e. April 1, 2018. Company’s revenue for provision of energy for operation of sites is governed by IND AS 115; Company’s revenue from use of infrastructure facilities, which is covered in leases is specifically excluded from the Scope of IND AS 115.

Energy revenue is recognized over the period on a monthly basis upon satisfaction of performance obligation as per contracts with the customers. The transaction price is the consideration received from customers based on prices agreed as per the contract with the customers. The determination of standalone selling prices is not required as the transaction prices are stated in the contract based on the identified performance obligation.

The Company provides sharing benefits to its customers based on slab defined in the revenue contracts. Contract also contains clause on Service Level Agreements (SLAs) penalty/rewards, dependent upon the achievement of network uptime level as mentioned in the contract. The Company estimates SLA penalty/rewards at each month end and considers the impact of the same in the revenue.

Revenues in excess of invoicing are classified as contract assets (referred as unbilled revenue) while invoicing in excess of revenues are classified as contract liabilities (referred as unearned revenue).

Revenue from reimbursement of property tax is recognized over the period on a monthly basis upon satisfaction of performance obligation as per contracts with the customers. The transaction price is the consideration received from customers based on prices agreed as per the contract with the customers.

Interest income

Interest Income from financial assets is recognised when it is probable that the economic benefit will flow to the Company and the amount of income can be measured reliably. Interest income is accrued on time basis, by reference to the principal outstanding and at the effective interest rate applicable, which is the rate that exactly discounts estimated future cash receipts through the expected life of the financial asset to that asset’s net carrying amount on initial recognition.

Dividends

Income from dividends is recognised when the Company’s right to receive the dividend has been established.

2.11. Leases

Leases are classified as finance lease whenever the terms of the lease transfer substantially all the risks and rewards of ownership to the lessee. All other leases are classified as operating leases.

i. Company as a lessee

Operating lease:

Effective April 1, 2019, the Company has adopted Ind AS– 116 “Leases” under modified retrospective approach without adjustment of comparatives and has considered a Right of Use (ROU) Assets and corresponding lease liabilities.

The Company recognizes right–of–use asset representing its right to use the underlying asset for the lease term at the lease commencement date. The cost of the right–of–use asset measured at inception shall comprise of the amount of the initial measurement of the lease liability adjusted for any lease payments made at or before the commencement date less any lease incentives received, plus any initial direct costs incurred. The

NOTES TO THE FINANCIAL STATEMENTS FOR THE YEAR ENDED MARCH 31, 2022

right-of-use assets is subsequently measured at cost less any accumulated depreciation, accumulated impairment losses, if any and adjusted for any remeasurement of the lease liability. The right-of-use asset is depreciated from the commencement date on a straight-line basis over the shorter of the lease term and useful life of the underlying asset. Right-of-use assets are tested for impairment whenever there is any indication that their carrying amounts may not be recoverable. Impairment loss, if any, is recognised in the statement of profit and loss.

The Company measures the lease liability at the present value of the lease payments that are not paid at the commencement date of the lease. The lease payments are discounted using the interest rate implicit in the lease, if that rate can be readily determined. If that rate cannot be readily determined, the Company uses incremental borrowing rate. For leases with reasonably similar characteristics, the Company may adopt the incremental borrowing rate for the entire portfolio of leases as a whole. The lease payments shall include fixed payments, variable lease payments, residual value guarantees, exercise price of a purchase option where the Company is reasonably certain to exercise that option and payments of penalties for terminating the lease, if the lease term reflects the lessee exercising an option to terminate the lease. The lease liability is subsequently remeasured by increasing the carrying amount to reflect interest on the lease liability, reducing the carrying amount to reflect the lease payments made and remeasuring the carrying amount to reflect any reassessment or lease modifications or to reflect revised in-substance fixed lease payments.

The Company recognises the amount of the remeasurement of lease liability as an adjustment to the right-of-use asset. Where the carrying amount of the right-of-use asset is reduced to zero and there is a further reduction in the measurement of the lease liability, the Company recognizes any remaining amount of the re-measurement in statement of profit and loss.

The Company elects not to apply the requirements of Ind AS 116 to Short term leases or the leases for which the underlying asset is of low value. The lease payments associated with these leases are recognised as expense on either a straight line basis over lease term or another systematic basis. The Company has opted to recognize the asset retirement obligation liability as part of the cost of an item of property, plant and equipment in accordance with Ind AS 116.

ii. Company as a lessor

Operating lease:

Rental income from operating lease is recognised on a straight line basis over the lease term unless payments to the Company are structured to increase in line with expected general inflation to compensate for the Company's expected increase in inflationary cost; such increases are recognised in the year in which such benefits accrue. Initial direct costs incurred in negotiating and arranging an operating lease are added to the carrying amount of the leased asset and recognised over the lease term on the same basis as the lease income.

Contingent rents are recognised as revenue in the period in which they are earned.

2.12. Employee benefits

Short Term Employee Benefits

The undiscounted amount of short term employee benefits expected to be paid in exchange for the services rendered by the employees are recognised as an expense during the year when the employees render the services.

Post-Employment Benefits

Defined Contribution Plan

A defined contribution plan is a post-employment benefit plan under which the Company pays specified contributions to a separate entity. The Company makes specified monthly contributions towards Provident Fund, Pension Scheme. The Company's contribution is recognised as an expense in the Profit and Loss Statement during the period in which the employee renders the related service.

Defined Benefit Plan

The liability in respect of defined benefit plans and other post-employment benefits is calculated using the Projected Unit Credit Method and spread over the period during which the benefit is expected to be derived from employees services.

Re-measurement of defined benefit plans in respect of post-employment benefits are charged to the other Comprehensive Income.

2.13. Foreign currency transactions

Transactions in foreign currencies are recorded at the exchange rate prevailing on the date of transaction. Monetary assets and liabilities denominated in foreign currencies are translated at the functional currency closing rates of exchange at the reporting date.

Exchange differences arising on settlement or translation of monetary items are recognised in profit or loss

Non-monetary items that are measured in terms of historical cost in a foreign currency are translated using the exchange rates at the dates of the transactions.

NOTES TO THE FINANCIAL STATEMENTS FOR THE YEAR ENDED MARCH 31, 2022

2.14. Borrowing Costs

Borrowing Costs directly attributable to the acquisition, construction or production of an asset that necessarily takes a substantial period of time to get ready for its intended use or sale are capitalised as part of the cost of the asset. All other borrowing costs are expensed in the period in which they occur. Borrowing costs consist of interest and other costs that an entity incurs in connection with the borrowing of funds. Interest income earned on the temporary investment of specific borrowings pending their expenditure on qualifying assets is deducted from the borrowing costs eligible for capitalisation. Borrowing cost also includes exchange differences to the extent regarded as an adjustment to the borrowing costs.

2.15. Taxes

Tax expense represents the sum of current tax (including income tax for earlier years) and deferred tax. Tax is recognised in the statement of profit and loss, except to the extent that it relates to items recognised directly in equity or other comprehensive income, in such cases the tax is also recognised directly in equity or in other comprehensive income. Any subsequent change in direct tax on items initially recognised in equity or other comprehensive income is also recognised in equity or other comprehensive income.

Current tax provision is computed for income calculated after considering allowances and exemptions under the provisions of the applicable Income Tax Laws. Current tax assets and current tax liabilities are off set, and presented as net.

Deferred tax is recognised on differences between the carrying amounts of assets and liabilities in the balance sheet and the corresponding tax bases used in the computation of taxable profit. Deferred tax liabilities are generally recognised for all taxable temporary differences, and deferred tax assets are generally recognised for all deductible temporary differences, carry forward tax losses and allowances to the extent that it is probable that future taxable profits will be available against which those deductible temporary differences, carry forward tax losses and allowances can be utilised. Deferred tax assets and liabilities are measured at the applicable tax rates. The carrying amount of deferred tax assets is reviewed at each balance sheet date and reduced to the extent that it is no longer probable that sufficient taxable profits will be available against which the temporary differences can be utilised.

2.16. Earnings per share

The earnings considered in ascertaining the Company's Earnings Per Share (EPS) is the net profit/ (loss) after tax. The number of shares used in computing basic EPS is the weighted average number of shares outstanding during the period/year. The

diluted EPS is calculated on the same basis as basic EPS, after adjusting for the effects of potential dilutive equity shares unless the effect of the potential dilutive equity shares is anti-dilutive.

2.17. Current and Non-Current Classification

"The Company presents assets and liabilities in statement of financial position based on current/non-current classification.

The Company has presented non-current assets and current assets before equity, non-current liabilities and current liabilities in accordance with Schedule III, Division II of Companies Act, 2013 notified by Ministry of Corporate Affairs (MCA)."

"An asset is classified as current when it is:

- Expected to be realised or intended to be sold or consumed in normal operating cycle,
- Held primarily for the purpose of trading,
- Expected to be realised within twelve months after the reporting period, or
- Cash or cash equivalent unless restricted from being exchanged or used to settle a liability for at least twelve months after the reporting period.

All other assets are classified as non-current."

"A liability is classified as current when it is:

- Expected to be settled in normal operating cycle,
- Held primarily for the purpose of trading,
- Due to be settled within twelve months after the reporting period, or
- There is no unconditional right to defer the settlement of the liability for at least twelve months after the reporting period.

All other liabilities are classified as non-current."

The operating cycle is the time between the acquisition of assets for processing and their realisation in cash or cash equivalents. Deferred tax assets and liabilities are classified as non-current assets and liabilities. The Company has identified twelve months as its operating cycle.

2(B) Recent accounting pronouncements

On March 23, 2022, the Ministry of Corporate Affairs (MCA) has notified Companies (Indian Accounting Standards) Amendment Rules, 2022. This notification has resulted into amendments in the following existing accounting standards which are applicable to company from April 1, 2022.

Ind AS 101 – First time adoption of Ind AS

NOTES TO THE FINANCIAL STATEMENTS FOR THE YEAR ENDED MARCH 31, 2022

Ind AS 103 – Business Combination

Ind AS 109 – Financial Instrument

Ind AS 16 – Property, Plant and Equipment

Ind AS 37 – Provisions, Contingent Liabilities and Contingent Assets

Ind AS 41 – Agriculture

Application of above amended standards are not expected to have any significant impact on the Company's financial statements

2(C) Significant accounting judgements, estimates and assumptions

The preparation of the Company's financial statements requires management to make judgement, estimates and assumptions that affect the reported amount of revenue, expenses, assets and liabilities and the accompanying disclosures. Uncertainty about these assumptions and estimates could result in outcomes that require a material adjustment to the carrying amount of assets or liabilities affected in future periods.

a) Operating Lease

1. As Lessor

The Company has assessed that its master service agreement ("MSA") with operators contains lease of its tower sites and plant and equipment and has determined, based on evaluation of the terms and conditions of the arrangements such as various lessees sharing the same tower sites with specific area, the fair value of the asset and all the significant risks and rewards of ownership of these properties retained by the Company, that such contracts are in the nature of operating lease and has accounted for as such.

The Company has ascertained that the annual escalations in the lease payment received under the MSA are structured to compensate the expected inflationary increase in cost and therefore has not been straight-lined

2. As Lessee

The Company has assessed that agreements entered with the landlords contain lease of the underlying space based on evaluation of terms and conditions of the contracts with landlords and are accounted for as such under Ind AS 116

b) Revenue Recognition

The Company's revenue primarily consists of revenue for use of infrastructure facilities (Rentals) and energy revenue for the provision of energy for operations of sites. Rentals are not covered within

the scope of IND AS 115, hence identification of distinct performance obligation within IND AS 115 do not involve significant judgement.

Judgement is required to determine the transaction price for the contract. The transaction price could be either a fixed amount of customer consideration or variable consideration with elements such as volume discounts, service level credits, etc. The estimated amount of variable consideration is adjusted in the transaction price only to the extent that it is highly probable that a significant reversal in the amount of cumulative revenue recognised will not occur and is reassessed at the end of each reporting period. The Company provides sharing benefits to its customers based on slab defined in the revenue contracts. Contract also contains clause on Service Level Agreements (SLAs) benefits/penalties dependent upon achievement of network uptime level as mentioned in the contract.

These benefits/SLA penalties are called variable consideration. There is no additional impact of variable consideration as per IND AS 115 since maximum benefit is already being given to customer and the same is deducted from revenue. There is no additional impact of SLA as the Company already estimates SLA penalty amount and the same is provided for at each month end. This SLA is presented as net off with revenue in the Statement of profit and loss.

c) Depreciation and useful lives of property, plant and equipment

Property, plant and equipment are depreciated over the estimated useful lives of the assets, after taking into account their estimated residual value. Management reviews the estimated useful lives and residual values of the assets annually in order to determine the amount of depreciation to be recorded during any reporting period. The useful lives and residual values are based on the Company's historical experience with similar assets and take into account anticipated technological changes. The depreciation for future periods is adjusted if there are significant changes from previous estimates.

d) Recoverability of trade receivable:

Judgements are required in assessing the recoverability of trade receivables and determining whether a provision against those receivables is required. Factors considered in assessing the recoverability of trade receivables include the credit rating of the counterparty, the amount and timing of anticipated future payments and any possible actions that can be taken to mitigate the risk of non-payment.

NOTES TO THE FINANCIAL STATEMENTS FOR THE YEAR ENDED MARCH 31, 2022

e) Provisions:

Provisions and liabilities are recognized in the period when it becomes probable that there will be a future outflow of funds resulting from past operations or events and the amount of cash outflow can be reliably estimated. The timing of recognition and quantification of the liability require the application of judgement to existing facts and circumstances, which can be subject to change. Since the cash outflows can take in the future years, the carrying amounts of provisions and liabilities are reviewed regularly and adjusted to take account of changing facts and circumstances.

f) Impairment of non-financial assets including investment property:

The Company assesses at each reporting date whether there is an indication that an asset may be impaired. If any indication exists, or when annual impairment testing for an asset is required, the Company estimates the asset's recoverable amount. An asset's recoverable amount is the higher of an asset's or CGU's fair value less costs of disposal and its value in use. It is determined for an individual asset, unless the asset does not generate cash inflows that are largely independent of those from other assets or a groups of assets. Where the carrying amount of an asset or CGU exceeds its recoverable amount, the asset is considered impaired and is written down to its recoverable amount.

In assessing value in use, the estimated future cash flows are discounted to their present value using pre-tax discount rate that reflects current market assessments of the time value of money and the risks specific to the asset. In determining fair value less costs of disposal, recent market transaction are taken into account, if no such transactions can be identified, an appropriate valuation model is used.

g) Impairment of financial assets

The impairment provisions for financial assets are based on assumptions about risk of default and expected cash loss. The Company uses judgement in making these assumptions and selecting the inputs to the impairment calculation, based on Company's past history, existing market conditions as well as forward looking estimates at the end of each reporting period.

h) Defined benefit plans (gratuity benefits)

The cost of the defined benefit gratuity plan and other post-employment benefits and the present value of the gratuity obligation are determined using actuarial valuations. An actuarial valuation

involves making various assumptions that may differ from actual developments in the future. These include the determination of the discount rate, future salary increases and mortality rates. Due to the complexities involved in the valuation and its long-term nature, a defined benefit obligation is highly sensitive to changes in these assumptions. All assumptions are reviewed at each reporting date.

i) Fair value measurement of financial instruments

When the fair value of financial assets and financial liabilities recorded in the balance sheet cannot be measured based on quoted prices in active markets, their fair value is measured using valuation techniques including the Discounted Cash Flow (DCF) model. The inputs to these models are taken from observable markets where possible, but where this is not feasible, a degree of judgement is required in establishing fair values. Judgements include considerations of inputs such as liquidity risk, credit risk and volatility. Changes in assumptions about these factors could affect the reported fair value of financial instruments.

j) Taxes

Significant management judgement is required to determine the amount of deferred tax assets that can be recognised, based on the likely timing and the level of future taxable income together with future tax planning strategies. The Company does not expect availability of future taxable income sufficient to utilise its deferred tax assets. Further details on taxes are disclosed in note no. 44.

k) Asset retirement obligations

The Company has recognised a provision for asset retirement obligations associated with telecommunication towers. Such Provision is recognised in respect of the costs for dismantling of infrastructure equipment and restoration of sites under operating leases, which are expected to be incurred at the end of the lease term, based on the estimate provided by the internal technical experts. In determining the fair value of such provision, assumptions and estimates are made in relation to discount rates, the expected cost to dismantle and remove the plant from the site and the expected timing of those costs.

The Company estimates that the costs would be incurred at the end of the lease term and calculates the provision using the DCF method based on the discount rate that approximates interest rate of risk free borrowings and current estimate of asset retirement obligation duly adjusted for expected inflationary increase in related costs.

NOTES TO THE FINANCIAL STATEMENTS FOR THE YEAR ENDED MARCH 31, 2022

3. (a) Property, Plant and Equipment (PPE)

₹ in Lakhs

Particular	Tangible Assets						Total
	Land	Buildings	Plant and Equipments	Office Equipments	Furniture & Fixtures	Vehicles	
COST							
As at April 1,2020	644	36,932	1,002,793	59	39	119	1,040,586
Additions	—	277	7,072	38	399	—	7,786
Less: Disposals/ Adjustments	—	2,432	57,980	—	—	—	60,412
Less: Transferred to Investment Property	—	—	—	—	—	—	—
As at March 31, 2021	644	34,777	951,885	97	438	119	987,960
Additions	—	115	8,394	1	—	23	8,533
Less: Disposals/ Adjustments	—	611	17,379	—	—	—	17,990
As at March 31, 2022	644	34,281	942,900	98	438	142	978,503
DEPRECIATION AND AMORTISATION	—	25,153	247,039	36	31	69	272,328
IMPAIRMENT	—	3,441	179,910	—	—	—	183,351
Up to April 1,2020							
Depreciation for the Year	—	2,355	40,658	16	21	11	43,060
Less: Disposals/ Adjustments	—	2,213	37,069	—	—	—	39,282
Add: Impairment	—	369	36,519	—	—	—	36,888
DEPRECIATION AND AMORTISATION Up to March 31, 2021	—	25,294	250,629	52	52	80	276,106
IMPAIRMENT Up to March 31, 2021	—	3,810	216,429	—	—	—	220,239
Depreciation for the Year	—	1,331	37,461	13	65	12	38,882
Less: Disposals/ Adjustments	—	564	14,896	—	—	—	15,460
Add: Impairment	—	609	65,737	—	—	—	66,346
DEPRECIATION AND AMORTISATION Up to March 31, 2022	—	26,061	273,193	65	117	92	299,528
IMPAIRMENT Up to March 31, 2022	—	4,419	282,166	—	—	—	286,585
CARRYING VALUE							
As at March 31, 2021	644	5,674	484,827	45	386	40	491,614
As at March 31, 2022	644	3,801	387,540	33	321	50	392,389

- 3 (a) (i) Land includes ₹ 38 Lakhs (Previous year ₹ 38 Lakhs) of erstwhile CNIL acquired pursuant to the scheme of arrangement, which are in the process of being transferred in the name of the Company.
- 3 (a) (ii) Buildings include properties having carrying value of ₹ 514 Lakhs (Previous year ₹ 525 Lakhs) for which deeds of conveyance have yet to be executed in favour of the Company and ₹ 0.07 Lakhs (March 31, 2017 ₹ 0.07 Lakhs) towards cost of 70 shares of ₹ 100 each in a Co-operative Housing Society
- 3 (a) (iii) Buildings includes Land related properties and Boundary Wall at Sites having carrying value of ₹ 5,154 Lakhs (Previous year ₹ 7,916 Lakhs).
- 3 (a) (iv) Property, Plant and Equipment (PPE) includes assets mortgaged as security (Refer Note No. 18.2)
- 3 (a) (v) The Company, in accordance with the Indian Accounting Standard (Ind AS 36) 'Impairment of Assets', performed an impairment test based on current expectations of the impact of recent developments in telecom Sector on projected cash flows in tower business. The Carrying value of these assets exceeds its value in use and accordingly an impairment loss of Building ₹ 609 Lakhs and Plant & Equipments ₹ 65,737 Lakhs has been recognized for the year ended March 31, 2022 and the same has been disclosed as exceptional item (previous year Building ₹ 369 Lakhs and Plant & Equipments ₹ 36,519 Lakhs).

NOTES TO THE FINANCIAL STATEMENTS FOR THE YEAR ENDED MARCH 31, 2022

3. (b) Right-of-use Assets

₹ in Lakhs

Particulars	Right-of-use Assets
COST	
As at April 1, 2020	71,092
Additions	10,929
Less: Disposals/ Adjustments	6,684
As at March 31, 2021	75,337
Additions	15,167
Less: Disposals/ Adjustments	3,322
As at March 31, 2022	87,182
DEPRECIATION / AMORTISATION / IMPAIRMENT	
Up to April 1, 2020	12,684
Depreciation Charged For The Year	11,572
Less: Disposals/ Adjustments	5,595
Upto March 31, 2021	18,662
Depreciation Charged For The Year	11,369
Less: Disposals/ Adjustments	2,971
Upto March 31, 2022	27,060
CARRYING VALUE	
As at March 31, 2021	56,674
As at March 31, 2022	60,122

3. (c) Capital work-in-progress

₹ in Lakhs

Particulars	As at March 31, 2022	As at March 31, 2021
Capital Work-in-progress	—	2,750

3 (c) (i) Capital Work-in-Progress includes:

Inventory of Capital goods.

3 (c) (ii) CWIP Aging Schedule as on March 31, 2021

₹ in Lakhs

Particulars	Amount in CWIP for a period of				Total
	Less Than 1 Year	1 –2 years	2 –3 years	More than 3 years	
(i) Projects in Progress	2,750	—	—	—	2,750
(ii) Projects temporarily suspended	—	—	—	—	—

NOTES TO THE FINANCIAL STATEMENTS FOR THE YEAR ENDED MARCH 31, 2022**3. (d) Investment Property**

₹ in Lakhs

Particulars	Buildings
COST	
As at April 1, 2020	4,105
Add: Transferred from Property, Plant & Equipments	—
Less: Disposals/ Adjustments	—
As at March 31, 2021	4,105
Additions	—
Less: Disposals/ Adjustments	—
As at March 31, 2022	4,105
DEPRECIATION / AMORTISATION / IMPAIRMENT	
Up to April 1, 2020	868
Transferred from Property, Plant & Equipments	—
Depreciation Charged For The Year	68
Less: Disposals/ Adjustments	—
Upto March 31, 2021	936
Depreciation Charged For The Year	68
Less: Disposals/ Adjustments	—
Upto March 31, 2022	1,004
CARRYING VALUE	
As at March 31, 2021	3,169
As at March 31, 2022	3,101

3 (d) (i) Information regarding Income and Expenditure of Investment Property :

₹ in Lakhs

Particulars	As at March 31, 2022	As at March 31, 2021
Rental Income derived from investment property	242	235
Re-imbursement of Expenses	—	—
Less : Direct Operating Expenses (Including repairs & maintenance) generating rental income	(19)	(25)
Income arising from investment property before depreciation	223	210
Less : Depreciation for the year	(68)	(68)
Income from Investment Property (Net)	155	142

3 (d) (ii) The Company's Investment Property as at March 31, 2022 consists of Building as mentioned above

3 (d) (iii) During the previous year the Company has transferred Certain office premises from buildings to Investment Property as the same have been rented out. The Fair Value of the Property as at March 31, 2022 are ₹ 3,710 Lakhs (Previous year ₹ 3,540 Lakhs).

The fair value is based on the valuation by a registered valuer as defined under rule 2 of Companies (Registered Valuers & Valuation) Rules, 2017.

The fair value measurement is categorised in Level 3 fair value hierarchy.

NOTES TO THE FINANCIAL STATEMENTS FOR THE YEAR ENDED MARCH 31, 2022

3 (d) (iv) Specific Charge – Banks, Financial Institutions and Asset Reconstruction Trust of the erstwhile standalone Company continue to have specific charge.

3. (e) Intangible Assets*

₹ in Lakhs

Particulars	Software Licenses	Customers Contract	Total
COST			
As at April 1, 2020	249	73,622	73,871
Additions	–	–	–
Less: Disposals/ Adjustments	–	–	–
As at March 31, 2021	249	73,622	73,871
Additions	2	–	2
Less: Disposals/ Adjustments	–	–	–
As at March 31, 2022	251	73,622	73,873
DEPRECIATION AND AMORTISATION	231	14,427	14,657
IMPAIRMENT	–	59,195	59,195
Up to April 1, 2020			–
Depreciation Charged For The Year	17	–	17
Less: Disposals/ Adjustments	–	–	–
Add: Impairment	–	–	–
DEPRECIATION AND AMORTISATION Up to March 31, 2021	248	14,427	14,675
IMPAIRMENT Up to March 31, 2021	–	59,195	59,195
Depreciation Charged For The Year	1	–	1
Less: Disposals/ Adjustments	–	–	–
Add: Impairment	–	–	–
DEPRECIATION AND AMORTISATION Up to March 31, 2022	249	14,427	14,676
IMPAIRMENT Up to March 31, 2022	–	59,195	59,195
CARRYING VALUE			
As at March 31, 2021	1	–	1
As at March 31, 2022	3	–	3

* Other than Internally generated

NOTES TO THE FINANCIAL STATEMENTS FOR THE YEAR ENDED MARCH 31, 2022

3. (f) Following Property, Plant & Equipment are not in the name of the Company as on March 31, 2022

Relevant Line Item of Balance Sheet	Descriptions of Items of Property	Title deeds held in the name of	Gross Carrying Value (₹ In Lakhs)	Whether title deed holder is a promoter, director or relative of promoter/director or employee of promoter/director	Property held since which date	Reason for not being held in the name of the Company
Property, Plant & Equipment (PPE)	BUILDING : -					
1	Clover Village, Plot No.1, Village - Wanowarie, Haveli, Pune	Owned - GTL Limited	595	GTL Limited is promoter of the Company	June 29, 2006	The Company has made necessary application for effecting change in name before appropriate authority
	Total of Building (A)		595			
Property, Plant & Equipment (PPE)	LAND (FREEHOLD)					
2	Land - Plot no. 33, Mouje Zaap, Sudagad Taluka, Raigad District	Owned - CNIL	38	Not Applicable	December 22, 2017	Erstwhile Chennai Network Infrastructure Limited is merged with the Company and the Company has made necessary application for effecting change in name before appropriate authority
	Total of Land (B)		38			
Property, Plant & Equipment (PPE)	Right of Use Assets (ROU)					
	Andhra Pradesh (90 Sites)	Owned - CNIL	116	Not Applicable	December 22, 2017	During the year 2018, erstwhile Chennai Network Infrastructure Limited (CNIL) merged with the Company with an appointed date of April 1, 2016 pursuant to the Scheme of Arrangement of merger post approval of the scheme by the National Company Law Tribunal (Mumbai) & National Company Law Tribunal (Chennai). Shut down/exit of 14 telecom customers resulted into abandonment of more than 14,000 towers of the Company by them, making such towers unoccupied and loss of revenue towards the Infrastructure Provisioning Fees/Rental on such towers. In view of above, the rental to landlords related to unoccupied towers remained unpaid. The lease agreement in such cases will be executed in the name of the Company once there is addition of new tenant. In case of occupied sites, lease agreements will be executed in the name of the Company once they fall due for renewal.
	Assam (208 Sites)		887			
	Bihar (429 Sites)		972			
	Chennai (352 Sites)		1,754			
	Delhi (452 Sites)		4,628			
	Himachal Pradesh (85 Sites)		457			
	Jammu & Kashmir (206 Sites)		797			
	Jharkhand (88 Sites)		322			
	Karnataka (409 Sites)		840			
	Kolkata (1 Sites)		12			
	Kerala (251 Sites)		1,419			
	Maharashtra (31 Sites)		177			
	Mumbai (7 Sites)		23			
	North East (78 Sites)		274			
	Orissa (258 Sites)		446			
	Tamil Nadu (485 Sites)		1,634			
	Uttar Pradesh (Lucknow) (495 Sites)		1,427			
	Uttar Pradesh (Merut) (620 Sites)		2,102			
	West Bengal (373 Sites)		1,720			
	Total of ROU (C)		20,007			
	Total of PPE (A+B+C)		20,640			

NOTES TO THE FINANCIAL STATEMENTS FOR THE YEAR ENDED MARCH 31, 2022

3. (f) Following Property, Plant & Equipment are not in the name of the Company as on March 31, 2021

Relevant Line Item of Balance Sheet	Descriptions of Items of Property	Title deeds held in the name of	Gross Carrying Value (Rupees In Lakhs)	Whether title deed holder is a promoter, director or relative of promoter/director or employee of promoter/director	Property held since which date	Reason for not being held in the name of the Company
Property, Plant & Equipment	BUILDING : -					
1	Clover Village, Plot No.1, Village - Wanowarie, Havelli, Pune	Owned - GTL Limited	595	GTL Limited is promoter of the Company	June 29, 2006	The Company has made necessary application for effecting change in name before appropriate authority
	Total of Building (A)		595			
Property, Plant & Equipment	LAND (FREEHOLD)					
2	Land - Plot no. 33, Mouje Zaap, Sudagad Taluka, Raigad District	Owned - CNIL	38	Not Applicable	December 22, 2017	Erstwhile Chennai Network Infrastructure Limited is merged with the Company and the Company has made necessary application for effecting change in name before appropriate authority
	Total of Land (B)		38			
Property, Plant & Equipment (PPE)	Right of Use Assets (ROU)					
	Andhra Pradesh (90 Sites)	Owned - CNIL	162	Not Applicable	December 22, 2017	During the year 2018, erstwhile Chennai Network Infrastructure Limited (CNIL) merged with the Company with an appointed date of April 1, 2016 pursuant to the Scheme of Arrangement of merger post approval of the scheme by the National Company Law Tribunal (Mumbai) & National Company Law Tribunal (Chennai). Shut down/exit of 14 telecom customers resulted into abandonment of more than 14,000 towers of the Company by them, making such towers unoccupied and loss of revenue towards the Infrastructure Provisioning Fees/Rental on such towers. In view of above, the rental to landlords related to unoccupied towers remained unpaid. The lease agreement in such cases will be executed in the name of the Company once there is addition of new tenant. In case of occupied sites, lease agreements will be executed in the name of the Company once they fall due for renewal.
	Assam (208 Sites)		1,109			
	Bihar (429 Sites)		1,297			
	Chennai (352 Sites)		2,434			
	Delhi (452 Sites)		5,350			
	Himachal Pradesh (85 Sites)		522			
	Jammu & Kashmir (206 Sites)		1,121			
	Jharkhand (88 Sites)		438			
	Karnataka (409 Sites)		1,239			
	Kolkata (1 Sites)		27			
	Kerala (251 Sites)		1,599			
	Maharashtra (31 Sites)		211			
	Mumbai (7 Sites)		55			
	North East (78 Sites)		353			
	Orissa (258 Sites)		661			
	Tamil Nadu (485 Sites)		2,131			
	Uttar Pradesh (Lucknow) (495 Sites)		1,616			
	Uttar Pradesh (Meerut) (620 Sites)		2,395			
	West Bengal (373 Sites)		2,058			
	Total of ROU (C)		24,778			
	Total of PPE (A+B+C)		25,411			

NOTES TO THE FINANCIAL STATEMENTS FOR THE YEAR ENDED MARCH 31, 2022

4 NON-CURRENT FINANCIAL ASSETS – INVESTMENTS

(Long-term, Trade)

₹ in Lakhs

Particulars	Number		Face Value (₹)	As at March 31, 2022	As at March 31, 2021
	As at March 31, 2022	As at March 31, 2021			
Carried at Fair Value through Profit & Loss					
Unquoted, Fully Paid—up					
Others					
(i) 0.01% Non—Participating Optionally Convertible Cumulative Preference Shares (OCPS) in GTL Limited.	650,000,000	650,000,000	10.00	—	—
(ii) Equity Shares — Global Rural NETCO Ltd.*	—	33,250,000	10.00	—	—
TOTAL				—	—

* Global Rural Netco Ltd was dissolved w.e.f. 10th March 2022 pursuant to certified order received from Hon'ble NCLT, Mumbai Bench. Consequently the Company has written off the Investment against provision which was made in earlier years (Refer Note No. 32).

Note:

4.1 Aggregate Amount of Unquoted Investments	—	—
4.2 Total Financial Assets Carried at Fair Value Through Profit & Loss	—	—
4.3 Refer Note No. 2.7 for basis of valuation		

5 OTHER FINANCIAL ASSETS

₹ in Lakhs

Particulars	As at March 31, 2022	As at March 31, 2021
Security Deposit –		
Others		
– Considered good	8,765	7,778
– Which have significant increase in credit risk	174	181
– Credit impaired	—	—
	8,939	7,959
Less : Provision for expected credit loss	174	45
	8,765	7,914
Fixed Deposits with Banks held as Security	106	2
Bank deposits with more than 12 months maturity	5	3
Total	8,876	7,919

6 OTHER NON-CURRENT TAXES

₹ in Lakhs

Particulars	As at March 31, 2022	As at March 31, 2021
Advance income-tax	6,235	915
Total	6,235	915

NOTES TO THE FINANCIAL STATEMENTS FOR THE YEAR ENDED MARCH 31, 2022

7. OTHER NON-CURRENT ASSETS

(Unsecured, Considered good unless otherwise stated)

₹ in Lakhs

Particulars	As at March 31, 2022	As at March 31, 2021
Capital advances –		
Others		
– Considered good	802	341
– Considered Doubtful	97	97
	899	438
Less: Provision for doubtful advances	97	97
	802	341
Prepaid Expenses	409	419
Other Deposits	1,376	1,961
Other Advance*	1,595	997
Total	4,182	3,718

* Includes amount paid under protest & refund receivable from Sales Tax Authorities.

8. INVENTORIES

₹ in Lakhs

Particulars	As At March 31, 2022	As At March 31, 2021
Stores, Spares and Consumables	469	367
Total	469	367

Refer Note No. 2.5 for basis of valuation

9. CURRENT FINANCIAL ASSETS – INVESTMENTS

(Other than Trade)

₹ in Lakhs

Particulars	Number		Face Value (₹)	As at March 31, 2022	As at March 31, 2021
	As at March 31, 2022	As at March 31, 2021			
Investment (Carried at Fair Value through Profit & Loss)					
Unquoted					
In Unit of Mutual Funds					
HDFC ULTRA SHORT TERM FUND – REGULAR GROWTH	35,392,030	35,392,030	1,000	4,345	4,193
ICICI PRUDENTIAL LIQUID FUND – GROWTH	527,066	527,066	100	1,651	1,597
ICICI PRUDENTIAL OVERNIGHT FUND GROWTH	466,442	466,442	100	533	516
Total				6,529	6,306

Note:

9.1 Aggregate Amount of Unquoted Investments	6,529	6,306
9.2 Total Financial Assets Carried at Fair Value Through Profit & Loss	6,529	6,306
9.3 Refer Note No. 2.7 for basis of valuation		

NOTES TO THE FINANCIAL STATEMENTS FOR THE YEAR ENDED MARCH 31, 2022

10. TRADE RECEIVABLES

(Unsecured and subject to confirmation)

₹ in Lakhs

Particulars	As At March 31, 2022	As At March 31, 2021
Trade Receivables		
– Considered good (Secured)	–	–
– Considered good (Unsecured)	8,647	10,544
– Which have significant increase in credit risk	–	–
– Credit impaired	27,521	26,029
	36,168	36,573
Less: Provision for expected credit loss – Credit impaired	27,521	26,029
	8,647	10,544
Total	8,647	10,544

10.1(a) Trade Receivables aging schedule as on March 31, 2022

Particulars	Outstanding for following periods from due date of payment/date of transaction						Total
	Not Due	Less Than 6 months	6 months – 1 year	1 – 2 years	2 – 3 years	More than 3 years	
(i) Undisputed Trade receivables – Considered good (Unsecured)	740	7,907	–	–	–	–	8,647
(ii) Undisputed Trade receivables – Which have significant increase in credit risk	–	–	–	–	–	–	–
(iii) Undisputed Trade receivables – Credit impaired	–	179	382	104	223	92	980
(iv) Disputed Trade receivables – Considered good (Unsecured)	–	–	–	–	–	–	–
(v) Disputed Trade receivables – Which have significant increase in credit risk	–	–	–	–	–	–	–
(vi) Disputed Trade receivables – Credit impaired	–	–	–	–	1,918	24,623	26,541
	740	8,087	382	104	2,141	24,715	36,168
Less: Provision for expected credit loss – Credit impaired	–	(179)	(382)	(104)	(2,141)	(24,715)	(27,521)
Total	740	7,907	–	–	–	–	8,647

10.1(b) Trade Receivables aging schedule as on March 31, 2021

Particulars	Outstanding for following periods from due date of payment/date of transaction						Total
	Not Due	Less Than 6 months	6 months – 1 year	1 – 2 years	2 – 3 years	More than 3 years	
(i) Undisputed Trade receivables – Considered good (Unsecured)	990	9,554	–	–	–	–	10,544
(ii) Undisputed Trade receivables – Which have significant increase in credit risk	–	–	–	–	–	–	–
(iii) Undisputed Trade receivables – Credit impaired	–	–	–	420	128	72	620
(iv) Disputed Trade receivables – Considered good (Unsecured)	–	–	–	–	–	–	–
(v) Disputed Trade receivables – Which have significant increase in credit risk	–	–	–	–	–	–	–
(vi) Disputed Trade receivables – Credit impaired	–	–	–	804	335	24,270	25,409
	990	9,554	–	1,224	463	24,342	36,573
Less: Provision for expected credit loss – Credit impaired	–	–	–	(1,224)	(463)	(24,342)	(26,029)
Total	990	9,554	–	–	–	–	10,544

NOTES TO THE FINANCIAL STATEMENTS FOR THE YEAR ENDED MARCH 31, 2022

11. CASH AND CASH EQUIVALENTS

₹ in Lakhs

Particulars	As at March 31, 2022	As at March 31, 2021
Cash and cash equivalents		
Balances with Banks:		
– in current accounts*	48,878	43,521
– cheques/Demand Draft in hand	–	163
Cash on hand	1	1
Total	48,879	43,685

* The above balance includes ₹ 10,910 Lakhs (Previous year ₹ 7,294 Lakhs) in process of utilisation mainly in Cash Management System (CMS) Account which is used for Operational purpose.
(Further, Refer Note No. 36)

11.1 Cash and Cash Equivalents (As per Cash Flow Statement) **48,879** 43,685

12. OTHER BANK BALANCES

₹ in Lakhs

Particulars	As at March 31, 2022	As at March 31, 2021
Margin Money	110	214
Fixed Deposits with Banks (0 Value Stands for ₹ 3,245 Previous year ₹ 3,245)	0	0
Total	110	214

13. OTHERS CURRENT FINANCIAL ASSETS

₹ in Lakhs

Particulars	As at March 31, 2022	As at March 31, 2021
Security Deposits		
– Considered good	1,561	2,014
– Which have significant increase in credit risk	666	659
– Credit impaired	–	–
	2,227	2,673
Less : Provision for expected credit loss	666	426
	1,561	2,247
Unbilled Income	6,353	5,619
Other Receivables (Unsecured, Considered good unless otherwise stated)		
– Considered good	–	–
– Considered Doubtful	2,458	2,458
	2,458	2,458
Less: Provision for doubtful advances	2,458	2,458
	–	–
Interest Receivable	147	130
Total	8,061	7,996

NOTES TO THE FINANCIAL STATEMENTS FOR THE YEAR ENDED MARCH 31, 2022

14. CURRENT TAX ASSETS (NET)

₹ in Lakhs

Particulars	As at March 31, 2022	As at March 31, 2021
Advance income-tax	145	465
Total	145	465

15. OTHER CURRENT ASSETS

(Unsecured, Considered good unless otherwise stated)

₹ in Lakhs

Particulars	As at March 31, 2022	As at March 31, 2021
Balance with Government Authorities/Entities	3,420	3,681
Prepaid expenses	925	640
Other Advances*		
– Considered good	3,365	4,008
– Considered Doubtful	100	100
	3,465	4,108
Less: Provision for doubtful advances	100	100
	3,365	4,008
Total	7,710	8,329

* Mainly relating to advances to suppliers, employees, etc.

16. EQUITY SHARE CAPITAL

₹ in Lakhs

Particulars	As at March 31, 2022	As at March 31, 2021
Authorised		
16,000,000,000; (16,000,000,000); Equity Shares of ₹ 10 each	1,600,000	1,600,000
200,000,000; (200,000,000); Preference Shares of ₹ 100 each	200,000	200,000
	1,800,000	1,800,000
Issued, subscribed and fully paid-up		
12,623,326,856; (12,496,593,200); Equity Shares of ₹ 10 each fully paid-up	1,262,333	1,249,659
Total	1,262,333	1,249,659

16.1 Reconciliation of the shares outstanding at the beginning and at the end of the year

Particulars	As at March 31, 2022		As at March 31, 2021	
	Number	₹ in Lakhs	Number	₹ in Lakhs
Equity Shares at the beginning of the Year	12,496,593,200	1,249,659	12,319,097,031	1,231,910
Issued during the Year				
– On conversion of Foreign Currency Convertible Bonds (Refer Note – 22.1)	126,733,656	12,673	177,496,169	17,750
Equity Shares at the end of the Year	12,623,326,856	1,262,333	12,496,593,200	1,249,659

16.2 Terms/rights attached to equity shares

The Company has only one class of equity shares having par value of ₹ 10 per share. Each holder of equity shares is entitled to one vote per share. In the event of liquidation of the Company, the holders of equity shares will be entitled to receive any of the remaining assets of the Company, after distribution of all the preferential amounts. The distribution will be in proportion to the number of equity shares held by the shareholders.

16.3 Shares reserved for issue under options :

The Foreign Currency Convertible Bonds (FCCB) holders have the option to convert FCCB into 676,601,151 Equity Shares (Previous year 803,334,811). (Refer Note No. 22.1)

NOTES TO THE FINANCIAL STATEMENTS FOR THE YEAR ENDED MARCH 31, 2022

16.4 Details of shareholders holding more than 5% shares in the Company

Name of share holders	As At March 31, 2022		As At March 31, 2021	
	Number of Shares held	% holding in Share Capital	Number of Shares held	% holding in Share Capital
IDBI Trusteeship Services Limited	—	—	2,046,505,865	16.38%
Union Bank of India	1,546,271,529	12.25%	1,546,271,529	12.37%
Punjab National Bank	—	—	955,870,115	7.65%
Central Bank Of India	942,154,365	7.46%	942,154,365	7.54%
Bank Of Baroda	727,974,981	5.77%	727,974,981	5.83%
Indian Overseas Bank	670,032,490	5.31%	670,032,490	5.36%

16.5 Shareholding of Promoters as on March 31, 2022

Shares held by promoters at the end of the year		As on March 31, 2022		As on March 31, 2021		% change during the year
Sr. No.	Promoter Name	No. of Shares	% of total Shares	No. of Shares	% of total Shares	
1	GTL Limited (Promoter)*	—	—	—	—	
2	Global Holding Corporation Private Limited (Promoter Group)	420,144,016	3.33%	420,144,016	3.36%	**

* During the year ended March 31, 2019, entire shareholding held by GTL Ltd, which was pledged in favour of CDR lenders of GTL Ltd, through security trustee IDBI Trusteeship Services Ltd (ITSL) were invoked and transferred to account of ITSL under Securitisation and Reconstruction of Financial Assets and Enforcement of Securities interest Act 2002.

** No change in number of shares held however there is change in percentage holding due to allotment of equity shares during year ended March 31, 2022 upon conversion of bonds into equity.

16.6 Out of total paid up capital, 94,843,348 equity shares allotted pursuant to compulsory conversion of Series A Bonds on maturity are not yet listed, since information regarding the Series A Bondholders are not available with the Company. In the absence of requisite information, the Company has allotted the said equity shares to a Trust, created for the benefit of Series A Bondholders.

17. OTHER EQUITY

₹ in Lakhs		
Particulars	As at March 31, 2022	As at March 31, 2021
Equity Component of Compound Financial Instruments		
Opening Balance	41,792	41,792
Add: Series B1 & Series B3 Foreign Currency Convertible Bonds	—	—
	41,792	41,792
Less: Transferred to Share Capital on conversion of FCCB into Equity Shares	12,376	—
	29,416	41,792
Reconstruction Reserve	1,993	1,993
Balance as per last Balance Sheet		
Capital Reserve	1,846	1,846
Balance as per last Balance Sheet		
Equity Contribution due to pledged Shares invoked by Lenders (Refer Note No. 18.1 (e))	1,391	—
Securities premium	60,667	60,667
Balance as per last Balance Sheet		

NOTES TO THE FINANCIAL STATEMENTS FOR THE YEAR ENDED MARCH 31, 2022

₹ in Lakhs

Particulars	As at March 31, 2022	As at March 31, 2021
Retained Earnings in the Statement of Profit & Loss		
Opening Balance	(1,484,516)	(1,357,439)
Add: Loss for the Year	(147,467)	(127,077)
	(1,631,983)	(1,484,516)
Other Comprehensive Income in the Statement of Profit & Loss		
Opening Balance	(151)	(99)
Add: Loss for the Year	(66)	(52)
	(217)	(151)
Total	(1,536,887)	(1,378,369)

Nature and purpose of Reserves**17.1 Equity Component of Compound Financial Instruments**

Equity Component represents FCCB Series B1 & B3 Bonds compulsorily convertible into equity shares. (Refer Note No. 18.4)

17.2 Share Suspense Account

Share Suspense represents number of equity shares to be issued pursuant to the Scheme of Arrangement between CNIL and the Company and their respective shareholders and creditors (the "Scheme") and got converted into Equity Shares as per the Scheme .

17.3 Reconstruction Reserve

Created pursuant to scheme of arrangement approved by Hon'ble High Court in earlier years. It shall be utilised as per provisions of Companies Act 2013.

17.4 Capital Reserve

Created On Forfeiture of Preferential Convertible Warrants. It shall be utilised as per provisions of Companies Act 2013.

17.5 Securities premium

Created on conversion of Employee Stock Options Scheme , Preferential Warrants and Foreign currency convertible Bonds. It shall be utilised as per provisions of Companies Act 2013.

18. BORROWINGS

₹ in Lakhs

Particulars	As at March 31, 2022	As at March 31, 2021
Secured Loans		
Rupee Term Loans from		
– Banks	46,659	55,804
– Financial Institution	10,529	13,767
– Asset Reconstruction Trust	154,771	199,715
	211,959	269,286
Unsecured Loans		
– Foreign Currency Convertible Bonds (Refer Note – 22.1)	–	44,532
Less: Transferred to Current Borrowings (Reclassified pursuant to IND (AS) –1) (Refer Note No. 18.1 & 22)	(211,959)	(313,818)
Total	–	–

NOTES TO THE FINANCIAL STATEMENTS FOR THE YEAR ENDED MARCH 31, 2022

- 18.1 (a)** In 2018, post the unprecedented shutdown and exits of major customers like Aircel, RCom, Tata Tele etc., the Company suffered a significant fall in revenue and EBITDA and there was an urgent need to right size the debt levels. At that time, the lenders of the Company chose to assign their respective debts in favour of Edelweiss Asset Reconstruction Company Limited ("EARC"). As of March 31, 2022, 79.34% of Indian Rupee Debt of ₹ 322,625 Lakhs have been assigned in favour of Edelweiss Asset Reconstruction Company ("EARC") acting in its capacity as Trustee of EARC Trust–SC 338 vide assignment agreement executed in favour of EARC. The Company believed that once the assignment was completed, the debt would be restructured to sustainable levels in a timely manner and accordingly, the Company presented multiple Resolution Plans starting from April 2018 for consideration of lenders' consortium updating such plans from time to time after taking into account various developments in telecom sector. However, for reasons best known to them, the said Resolution Plans submitted by the Company were never considered by the lenders and also few lenders elected not to assign their respective debts to EARC.
- (b)** One of the remaining secured lenders, who didn't assign its debt to EARC, allegedly claiming ₹ 64,638 Lakhs has filed proceedings before the National Company Law Tribunal (the "NCLT") under Insolvency and Bankruptcy Code 2016 which is pending for admission.
- (c)** The Company is now awaiting directions from the lenders/Courts on the way forward, which may include pursuing of the proceedings before the National Company Law Tribunal under Insolvency and Bankruptcy Code, 2016.
- (d)** IDBI Trusteeship Services Limited (ITSL) at the behest of lenders has, without the consent of the Company, debited a total amount of ₹ 35,600 Lakhs and ₹ 28,000 Lakhs from the TRA account during financial year 2020–21 and 2021–22 respectively aggregating to ₹ 63,600 Lakhs as on March 31, 2022. In the absence of Company's consent for such debits, the Company has provided the interest on borrowings after adjusting this amount in principal.
- (e)** Meanwhile IDBI Trusteeship Company Limited (ITSL), Security Trustee, on the instruction of lenders of the Company has invoked pledge on 2,85,00,000 equity shares of GTL Limited, pledged by promoter group company and transferred the said shares to their account. As on March 31, 2022, recovery from sale of the 1,05,19,307 equity shares amounting to ₹ 1,391 Lakhs is reduced from the Lenders' outstanding amount and considered as other equity towards contribution of promoter group company considering invocation of their pledged shares by the lenders.
- (f)** The Company received notices of recall of loans from EARC and IDBI Bank claiming alleged default of ₹ 382,261 Lakhs and ₹ 20,102 Lakhs respectively in terms of Master Restructuring Agreement dated December 31, 2011 during financial year 2020–21. The Company has strongly refuted the claims and responded to said notices appropriately. Thus, in absence of directions from lenders as stated above, the Company continues to mention terms of repayment (Refer note No 18.3) and amount of Overdue (Refer note no. 18.4) as on March 31, 2022 in terms of and in accordance with the payment schedule, terms and conditions of Strategic Debt Restructuring Scheme as approved by then lenders.
- (g)** As per the arrangements with the Lenders, the Company is required to comply with certain covenants and non-compliance with these covenants may give rights to the lenders to demand Repayment of the loans. Considering alleged claims of lenders and to comply with the requirement of IND AS –1 "Presentation of Financial Statement", the Company has classified Non-Current borrowings as Current Financial liability as an abundant precaution, which was classified for the first time in the Balance Sheet as at March 31, 2019.
- 18.2 (a)**
- (i)** Specific Charge – Banks, Financial Institutions and Asset Reconstruction Trust of the erstwhile standalone Company and erstwhile CNIL continue to have specific charge on the assets or properties of respective companies as existed on the effective date of merger i.e December 22, 2017.
 - (ii)** Personal guarantee of Mr. Manoj Tirodkar (Promoter) and sponsor support from Global Holding Corporation Private Limited (GHC) to Banks and Life Insurance Corporation of India (LIC).
- (b)** Foreign Currency Term Loan from Financial Institutions is secured as follows:
- Specific Charge – Secured Foreign Currency Lender of erstwhile standalone Company will continue to have specific charge on the assets or properties of erstwhile standalone Company as existed on the effective date of merger i.e December 22, 2017.

NOTES TO THE FINANCIAL STATEMENTS FOR THE YEAR ENDED MARCH 31, 2022

- (c) All Secured Lenders have *pari passu* charge on all the present and future current assets including Cash flow and assets or properties acquired and erected after the effective date of merger i.e December 22, 2017

18.3 Terms of Repayment

- (i) Rupee Term Loans from Banks, Financial Institutions and Asset Reconstruction Trust (including Current Maturities of Long-term borrowings) having an effective yield of 10.75% over the tenure of the facility amounting to ₹ 365,522 Lakhs are repayable in 33 structured quarterly installments ending on June 30, 2026 as per the SDR term sheet. The Maturity Profile of these loans is as set below:

				2022-23
				₹ 187,866 Lakhs
2023-24	2024-25	2025-26	2026-27	
₹ 53,508 Lakhs	₹ 53,508 Lakhs	₹ 54,431 Lakhs	₹ 16,209 Lakhs	

- (ii) Part of Rupee Term Loan from Asset Reconstruction Trust (assigned by ICICI Bank Limited) (including current maturities of Long-term borrowings) having an effective yield of 8 % over the tenure of the facility amounting to ₹ 30,605 Lakhs is repayable in 33 structured quarterly installments ending on June 30, 2026 as per the SDR terms. The Maturity Profile of these loans is as set below:

				2022-23
				₹ 16,164 Lakhs
2023-24	2024-25	2025-26	2026-27	
₹ 4,198 Lakhs	₹ 4,366 Lakhs	₹ 4,366 Lakhs	₹ 1,511 Lakhs	

- (iii) Rupee Term Loan from Asset Reconstruction Trust having an Interest rate of 8% p. a. aggregating to ₹ 10,493 Lakhs are repayable only after the Final Settlement date of all the other restructured Loans i.e., June 30, 2026 as per SDR terms.
- (iv) The Foreign Currency Term Loan (included Current Maturities of Long term borrowings) is repayable in 24 equated quarterly installments of Euro 4 Lakhs starting from June 15, 2013 and ending on March 15, 2021. The loan carries Interest rate of 3 months Euribor+200 bps.

- 18.4 The details of overdue Principal and interest payable as at March 31, 2022 on the basis of SDR term sheet is as follows:

Particulars	Total Overdue	Aging				₹ in Lakhs
		0-30 Days	31-90 Days	91-365 Days	366-1095 Days	More than 1095 Days
Principal Payable on Rupee Term Loan from Banks & Financial Institution*	15,516	2,573	—	7,720	5,223	—
Principal Payable on Rupee Term Loan from Asset Reconstruction Trust*	69,370	9,626	—	28,878	30,866	—
Principal Payable on Foreign Currency Term Loan from Financial Institution*	6,319	—	—	—	2,528	3,791
Interest Payable on Rupee Term Loan from Banks & Financial Institution**	43,930	2,031	836	10,466	23,097	7,500
Interest Payable on Rupee Term Loan from Asset Reconstruction Trust**	159,958	7,454	3,622	40,517	86,661	21,704
Interest Payable on Foreign Currency Term Loan from Financial Institution**	1,129	59	—	182	433	455
Interest Payable on Foreign Currency Convertible Bonds**	16,787	366	—	3,009	8,512	4,900
TOTAL	313,009	22,109	4,458	90,772	157,321	38,349

* Included in Current Maturities of Long-Term Borrowings (Refer Note – 22)

** Shown as Interest accrued and due on Borrowings (Refer Note – 24)

NOTES TO THE FINANCIAL STATEMENTS FOR THE YEAR ENDED MARCH 31, 2022

During the financial year 2020–21, the Company has received notices of recall of loans from Edelweiss Asset Reconstruction Company Limited (“EARC”) and IDBI Bank claiming alleged default of ₹ 382,261 Lakhs and ₹ 20,102 Lakhs respectively. The Company has strongly refuted the claims. However, in absence of directions from lenders as stated in Note No. 18.1, the Company continues to mention terms of repayment (Refer note No 18.3) and amount of Overdue (Refer note no. 18.4) as on March 31, 2022 in terms of and in accordance with the payment schedule, terms and conditions of Strategic Debt Restructuring Scheme as approved by then lenders.

19. OTHER NON–CURRENT FINANCIAL LIABILITIES

₹ in Lakhs

Particulars	As at March 31, 2022	As at March 31, 2021
Deposits from customers	2,016	4,422
Total	2,016	4,422

20. PROVISIONS

₹ in Lakhs

Particulars	As at March 31, 2022	As at March 31, 2021
Provision for compensated absences	98	46
Asset Retirement Obligation	6,058	5,101
Total	6,156	5,147

21. OTHER NON–CURRENT LIABILITIES

₹ in Lakhs

Particulars	As at March 31, 2022	As at March 31, 2021
Advance Revenue	1,363	1,587
Total	1,363	1,587

22. BORROWINGS

₹ in Lakhs

Particulars	As at March 31, 2022	As at March 31, 2021
Borrowings Reclassified from Non–current Borrowings pursuant to IND (AS) –1 (Refer Note No. 18 & 18.1)		
Secured Loans		
Rupee Term Loans from		
– Banks	46,659	55,804
– Financial Institution	10,529	13,767
– Asset Reconstruction Trust	154,771	199,715
	211,959	269,286
Unsecured Loans		
– Foreign Currency Convertible Bonds (Refer Note – 22.1)	45,637	44,532
Current maturities of long–term borrowings (Refer Note – 18.1 & 18.4)		

NOTES TO THE FINANCIAL STATEMENTS FOR THE YEAR ENDED MARCH 31, 2022

₹ in Lakhs

Particulars	As at March 31, 2022	As at March 31, 2021
– Rupee Term Loans from Banks and Financial Institutions	42,902	31,568
– Foreign Currency Term Loans from Financial Institutions	6,338	6,479
– Rupee Term Loans from Asset Reconstruction Trust	161,132	118,309
	210,372	156,356
Less: Amount debited by IDBI Trusteeship (Adjustment in Principal Repayment)	63,600	35,600
(Refer Note – 18.1 (e))		
Less: Amount realised by Lenders by invoking Pledge (Adjustment in Principal Repayment) (Refer Note – 18.1 (f))	1,391	–
	145,381	120,756
Total	402,977	434,574

22.1 Foreign Currency Convertible Bonds (FCCBs) :

- (i) During the financial year 2017–18, the Company had issued 80,745 Zero Coupon Foreign Currency Compulsorily Convertible Bonds due on 2022 of US\$ 1000 each (“Series B1 Bonds”), 86,417 Interest Bearing Convertible Bonds due on 2022 of US\$ 1000 each (“Series B2 Bonds”) and 30,078 Zero Coupon Compulsorily Convertible Bonds due on 2022 of US\$ 1000 each (“Series B3 Bonds”) in exchange of the then Existing outstanding Interest Bearing Convertible Bonds due on 2017 (“Series B Bonds”) of US\$ 167,193,000 along with redemption premium and outstanding interest on Series B Bonds, pursuant to Offering Memorandum dated October 26, 2017. Since these bonds were issued against the cashless exchange offer, the Company did not receive any proceeds from the offering of the Series B1 Bonds, Series B2 Bonds and Series B3 Bonds.

(ii) Terms and Conditions of the Series B1 Bonds:

- The Series B1 Bonds are compulsorily convertible into fully paid equity shares of ₹ 10 each on October 27, 2022 at a fixed rate of exchange of ₹ 65.1386 to US\$1.00 subject to certain adjustments as described in Terms and Conditions of Series B1 Bonds;
- The Series B1 Bonds are also convertible at the option of the holders of the Series B1 Bonds, (i) at any time from the date of issue of the Series B1 Bonds up to March 20, 2018, into equity shares at a conversion price equal to ₹ 20 per share, provided however, that on occurrence of a proposed Change of Control on and from the date issue of the Series B1 Bonds till March 20, 2018, the conversion price will be reset to ₹ 10 per Share; or (ii) at any time after March 20, 2018, into Shares at a conversion price being the higher of (a) ₹ 10 per Share, or (b) Regulatory Floor Price in each case at a fixed rate of exchange on conversion of ₹ 65.1386 to U.S.\$1.00 subject to certain adjustments as described in Terms and Conditions of Series B1 Bonds.
- The Series B1 Bonds do not bear any interest.

(iii) Terms and Conditions of the Series B2 Bonds:

- The Series B2 Bonds bear interest at a fixed rate of 6.7310% p.a. payable semi-annually in arrears on April 26 and October 26, beginning on the 12 months anniversary of the issuance of the Series B2 Bonds i.e. on October 26, 2018.
- The Series B2 Bonds are redeemable at 100% of its principal amount on October 27, 2022 unless previously redeemed, converted or purchased and cancelled.
- The Series B2 Bonds are convertible at the option of the holders of the Series B2 Bonds at any time from the date of the issue of the Series B2 Bonds up to the close of business on October 27, 2022 into Equity Shares at a conversion price equal to ₹ 10 per Share with a fixed rate of exchange on conversion of ₹ 65.1386 to U.S.\$1.00 subject to certain adjustments as described in Terms and Conditions of Series B2 Bonds.

NOTES TO THE FINANCIAL STATEMENTS FOR THE YEAR ENDED MARCH 31, 2022

- d. Following the occurrence of a Change of Control, the holder of each Series B2 Bond will have the right at such holder's option to require the Company to redeem in whole but not in part such holder's Series B2 Bonds at 100% of their principal amount ("Change of Control Put Price"), together with accrued and unpaid interest and default interest (if any) up to and including the date of payment of the Change of Control Put Price.

(iv) Terms and Conditions of the Series B3 Bonds:

- a. The Series B3 Bonds are compulsorily convertible into fully paid equity shares of ₹ 10 each on October 27, 2022 at a fixed rate of exchange of ₹ 65.1386 to US\$.1.00 subject to certain adjustments as described in Terms and Conditions of Series B3 Bonds;
- b. The Series B3 Bonds are convertible at the option of the holders of the Series B3 Bonds at any time from the date of issue of the Series B3 Bonds up to the close of business on October 27, 2022 into Equity Shares at a conversion price equal to ₹ 10 per Share with a fixed rate of exchange on conversion of ₹ 65.1386 to U.S.\$1.00, subject to certain adjustments as described in Terms and Conditions of Series B3 Bonds.
- c. The Series B3 Bonds do not bear any interest.

- (v) As on March 31, 2022, 32,903 Series B1 Bonds, 58,711 Series B2 Bonds and 12,257 Series B3 Bonds were outstanding.

23. TRADE PAYABLES

₹ in Lakhs

Particulars	As at March 31, 2022	As at March 31, 2021
Suppliers for goods and services		
– Micro, Small & Medium Enterprises	105	107
– Others	2,883	1,888
Total	2,988	1,995

23.1 (a) Trade Payables aging schedule as on March 31, 2022

Particulars	Outstanding for following periods from due date of payment/date of transaction					
	Not Due	Less Than 1 year	1 –2 years	2 –3 years	More than 3 years	Total
(i) MSME	75	22	4	1	3	105
(ii) Others	2,251	235	84	29	284	2,883
(iii) Disputed dues– MSME	–	–	–	–	–	–
(iv) Disputed dues– Others	–	–	–	–	–	–

23.1 (b) Trade Payables aging schedule as on March 31, 2021

Particulars	Outstanding for following periods from due date of payment/date of transaction					
	Not Due	Less Than 1 year	1 –2 years	2 –3 years	More than 3 years	Total
(i) MSME	71	12	7	4	13	107
(ii) Others	893	310	56	228	401	1,888
(iii) Disputed dues– MSME	–	–	–	–	–	–
(iv) Disputed dues– Others	–	–	–	–	–	–

NOTES TO THE FINANCIAL STATEMENTS FOR THE YEAR ENDED MARCH 31, 2022**23.2 Details of dues to micro, small & medium enterprises as defined under the MSME Act, 2006**

Particulars	As at March 31, 2022	As at March 31, 2021
(i) The principal amount and the interest due thereon remaining unpaid to any supplier at the end of each accounting year:		
(a) Principal amount Outstanding	105	107
(b) Interest thereon (0 Value stands for ₹ 18,731)	0	1
(ii) The amount of interest paid by the buyer in terms of section 16 of the Micro, Small and Medium Enterprises Development Act, 2006, along with the amount of the payment made to the supplier beyond the appointed day during each accounting period:		
(a) Interest paid in terms of Section 16	NIL	NIL
(b) Delayed principal payments	NIL	NIL
(iii) The amount of interest due and payable for the period of delay in making payment (which has been paid but beyond the appointed day during the year) but without adding the interest specified under the Micro, Small and Medium Enterprises Development Act, 2006	NIL	NIL
(iv) The amount of interest accrued and remaining unpaid at the end of each accounting year (0 Value stands for ₹ 18,731)	0	1
(v) the amount of further interest remaining due and payable even in the succeeding years, until such date when the interest dues above are actually paid to the small enterprise, for the purpose of disallowance of a deductible expenditure under section 23 of the Micro, Small and Medium Enterprises Development Act, 2006.	NIL	NIL

The Company has compiled this information based on intimations received from suppliers of their status as Micro or Small enterprises and / or its registration with the appropriate authority under Micro, Small and Medium Enterprises Development Act, 2006.

24. OTHER CURRENT FINANCIAL LIABILITIES

₹ in Lakhs

Particulars	As at March 31, 2022	As at March 31, 2021
Interest accrued but not due on borrowings	11	11
Interest accrued and due on borrowings (Refer Note – 18.1 & 18.4)	222,349	155,080
Deposits from customers	10,793	7,802
Creditors for Capital goods (Refer Note No. 24.2)		
– Micro, Small & Medium Enterprises	9	7
– Others	70	66
	79	73
Other Payable*	83,643	74,278
Total	316,875	237,244

* Mainly includes Provision towards Rent, Electricity, Salary, Other expenses and GTL arbitration Claim payable .

NOTES TO THE FINANCIAL STATEMENTS FOR THE YEAR ENDED MARCH 31, 2022

24.1 (a) Creditors for Capital goods aging schedule as on March 31, 2022

Particulars	Outstanding for following periods from due date of payment/ date of transaction					Total
	Not Due	Less Than 1 year	1 –2 years	2 –3 years	More than 3 years	
(i) MSME	8	1	–	–	–	9
(ii) Others	39	11	2	0	18	70
(iii) Disputed dues– MSME	–	–	–	–	–	–
(iv) Disputed dues– Others	–	–	–	–	–	–

24.1 (b) Creditors for Capital goods aging schedule as on March 31, 2021

Particulars	Outstanding for following periods from due date of payment/ date of transaction					Total
	Not Due	Less Than 1 year	1 –2 years	2 –3 years	More than 3 years	
(i) MSME	4	1	0	1	1	7
(ii) Others	18	9	4	2	33	66
(iii) Disputed dues– MSME	–	–	–	–	–	–
(iv) Disputed dues– Others	–	–	–	–	–	–

24.2 Details of dues to micro, small & medium enterprises as defined under the MSMED Act, 2006

Particulars	As at March 31, 2022	As at March 31, 2021
(i) The principal amount and the interest due thereon remaining unpaid to any supplier at the end of each accounting year:		
(a) Principal amount Outstanding	9	7
(b) Interest thereon (0 Value stands for ₹ 29 Previous year ₹ 6,952)	0	0
(ii) The amount of interest paid by the buyer in terms of section 16 of the Micro, Small and Medium Enterprises Development Act, 2006, along with the amount of the payment made to the supplier beyond the appointed day during each accounting period:		
(a) Interest paid in terms of Section 16	NIL	NIL
(b) Delayed principal payments	NIL	NIL
(iii) The amount of interest due and payable for the period of delay in making payment (which has been paid but beyond the appointed day during the year) but without adding the interest specified under the Micro, Small and Medium Enterprises Development Act, 2006	NIL	NIL
(iv) The amount of interest accrued and remaining unpaid at the end of each accounting year (0 Value stands for ₹ 29 Previous year ₹ 6,952)	0	0
(v) the amount of further interest remaining due and payable even in the succeeding years, until such date when the interest dues above are actually paid to the small enterprise, for the purpose of disallowance of a deductible expenditure under section 23 of the Micro, Small and Medium Enterprises Development Act, 2006.	NIL	NIL

The Company has compiled this information based on intimations received from suppliers of their status as Micro or Small enterprises and / or its registration with the appropriate authority under Micro, Small and Medium Enterprises Development Act, 2006.

NOTES TO THE FINANCIAL STATEMENTS FOR THE YEAR ENDED MARCH 31, 2022**25. OTHER CURRENT LIABILITIES**

₹ in Lakhs

Particulars	As at March 31, 2022	As at March 31, 2021
Advance Revenue	289	610
Advance received from customer	43	17
Property Tax Payable	4,764	4,621
Statutory dues	2,690	2,562
Total	7,786	7,810

26. PROVISIONS

₹ in Lakhs

Particulars	As at March 31, 2022	As at March 31, 2021
Provision for compensated absences	8	3
Asset Retirement Obligation	5,578	6,679
Total	5,586	6,682

27. REVENUE FROM OPERATIONS

₹ in Lakhs

Particulars	For the Year ended on March 31, 2022	For the Year ended on March 31, 2021
Revenue from Telecom/Network Infrastructure Facilities	86,136	83,852
Energy and Other Re-imbursements	60,137	57,116
Total	146,273	140,968

28. OTHER INCOME

₹ in Lakhs

Particulars	For the Year ended on March 31, 2022	For the Year ended on March 31, 2021
Interest Income	344	274
Difference on measurement of financial instruments at fair value through Profit & Loss	222	297
Extinguishment of Liabilities*	41	2,347
Miscellaneous Income	809	998
Total	1,416	3,916

* Extinguishment of Liabilities towards FCCB Conversion

29. INFRASTRUCTURE OPERATION & MAINTENANCE COST (NET)

₹ in Lakhs

Particulars	For the Year ended on March 31, 2022	For the Year ended on March 31, 2021
Short-term Lease – Site Rentals	10,278	10,463
Power, Fuel and Maintenance Charges	71,988	68,129
Repairs and Maintenance to Plant and Equipments	847	1,229
Stores & Spares consumption	35	30
Other Operating Expenditure	4,933	7,252
Total	88,081	87,103

NOTES TO THE FINANCIAL STATEMENTS FOR THE YEAR ENDED MARCH 31, 2022

30. EMPLOYEE BENEFITS EXPENSE

₹ in Lakhs

Particulars	For the Year ended on March 31, 2022	For the Year ended on March 31, 2021
Salaries and Allowances	5,895	5,851
Contribution to Provident Fund, Gratuity fund and Other Funds	287	276
Employee Welfare and other amenities	25	15
Total	6,207	6,142

30.1 Mr. Milind Naik, Whole Time Director of the Company retired during the previous year and was reappointed on January 20, 2021. The requisite approval towards his managerial remuneration amounting to ₹ 185 Lakhs is still awaited from the lenders.

30.2 Employee Benefits:

As per Indian Accounting Standard 19 "Employee Benefits" the disclosure of Employee Benefit, as defined in Accounting Standard are given below:

Defined Contribution Plan

₹ in Lakhs

Particulars	For the Year ended on March 31, 2022	For the Year ended on March 31, 2021
Employer's Contribution to Provident fund	143	139
Employer's Contribution to Pension fund	83	83
Total	226	222

Defined Benefit Plan

The employee's Gratuity Fund Scheme, which is a defined benefit plan, is managed by the Trust maintained with Life Insurance Corporation of India [LIC]. The present value of obligation is determined based on actuarial valuation using Projected Unit Credit Method, which recognises each period of service as giving rise to additional unit of employee benefit entitlement and measures each unit separately to build up the final obligation. The obligation for compensated absences is recognised in same manner as gratuity.

a. Reconciliation of opening and closing balances of the present value of the defined benefit obligation

₹ in Lakhs

Particulars	Gratuity Funded	
	As at March 31, 2022	As at March 31, 2021
Defined Benefit Obligation at beginning of the Year	469	447
Current Service Cost	41	43
Current Interest Cost	30	31
Past Service Cost	—	—
Liability Transfer In	—	—
Liability Transfer Out	—	—
Actuarial (Gains)/Losses on Obligation – Due to change in Demographic Assumptions (0 Value stands for ₹ 31,943)	(0)	—

NOTES TO THE FINANCIAL STATEMENTS FOR THE YEAR ENDED MARCH 31, 2022

₹ in Lakhs

Particulars	Gratuity Funded	
	As at March 31, 2022	As at March 31, 2021
Actuarial (Gains)/Losses on Obligation – Due to change in Financial Assumptions	(29)	12
Actuarial (Gains)/Losses on Obligation – Due to Experience	107	31
Benefits paid	(25)	(95)
Defined Benefit Obligation at the end of the Year	593	469

b. Reconciliation of opening & closing balances of fair value of plan assets

₹ in Lakhs

Particulars	Gratuity Funded	
	As at March 31, 2022	As at March 31, 2021
Fair Value of Plan Asset at beginning of the Year	567	574
Interest Income	37	39
Expected Return on Plan Assets	11	(9)
Actuarial Gain/ (Loss)	–	–
Contributions	73	58
Fund Transfer In	–	–
Fund Transfer out	–	–
Benefits paid	(25)	(95)
Fair Value of Plan Asset at the end of the Year	663	567

c. Reconciliation of present value of obligations & fair value of plan assets

₹ in Lakhs

Particulars	Gratuity Funded	
	As at March 31, 2022	As at March 31, 2021
Fair Value of Plan Asset at the end of the Year	663	567
Present Value of Defined Benefit Obligation at end of the Year	593	469
Liability/ (Asset) recognised in the Balance Sheet	(70)	(98)

d. Expense Recognised During the year

₹ in Lakhs

Particulars	Gratuity Funded	
	For the year ended March 31, 2022	For the year ended March 31, 2021
Current Service Cost	41	43
Net Interest Cost	(6)	(9)
Past Service Cost	–	–
Net Cost Recognised in Statement of Profit and Loss Account	35	34
In Other Comprehensive Income (OCI)	–	–
Actuarial (Gain)/ Loss	78	43
Return on plan assets	(12)	9
Net (Income)/Expenses for the year recognised in OCI	66	52

NOTES TO THE FINANCIAL STATEMENTS FOR THE YEAR ENDED MARCH 31, 2022

e. Assumptions used to determine the defined benefit obligation

Particulars	Gratuity Funded	
	For the year ended March 31, 2022	For the year ended March 31, 2021
Mortality Table	Indian Assured Lives mortality (2006–08) Ultimate	Indian Assured Lives mortality (2006–08) Ultimate
Discount Rate(p.a.)	7.15%	6.44%
Estimated rate of return on Plan Assets(p.a.)	7.15%	6.44%
Expected rate of increase in salary(p.a.)	5.00%	5.00%

The estimates of rate of increase in salary considered in actuarial valuation, take into account inflation, seniority, promotion and other relevant factors including supply and demand in the employment market. The above information is certified by the actuary.

The Expected Rate of Return of Plan Assets is determined considering several applicable factors. Mainly the composition of Plan Assets held, assessed risks, historical results of return on Plan Assets and the Company's policy for Plan Assets Management.

f. The major categories of plan assets of the fair value of the total plan assets are as follows:

₹ in Lakhs

Particulars	Gratuity Funded	
	For the year ended March 31, 2022	For the year ended March 31, 2021
Insurance Fund	663	567

g. Sensitivity Analysis

Significant Actuarial Assumptions for the determination of the defined benefit obligation are discount rate, expected salary increase and employee turnover. The sensitivity analysis below, have been determined based on reasonably possible changes of the assumptions occurring at the end of the reporting period, while holding all other assumptions constant. The result of Sensitivity analysis is given below:

Sensitivity Analysis

₹ in Lakhs

Particulars	Gratuity Funded			
	For the year ended March 31, 2022	For the year ended March 31, 2022	For the year ended March 31, 2021	For the year ended March 31, 2021
Sensitivity level	1% Increase	1% Decrease	1% Increase	1% Decrease
Assumptions				
Impact of Rate of discounting	(37)	41	(31)	35
Impact of Rate of salary increase	34	(32)	28	(28)
Impact of Rate of Employee Turnover	6	(6)	4	(4)

NOTES TO THE FINANCIAL STATEMENTS FOR THE YEAR ENDED MARCH 31, 2022**h. Expected Contribution towards defined benefit plan in future years****Maturity Analysis of Projected benefit Obligation from the fund****₹ in Lakhs**

Particulars	Gratuity Funded	
	For the year ended March 31, 2022	For the year ended March 31, 2021
Within 1 year	42	29
1–2 year	45	28
2–3 year	65	46
3–4 year	38	50
4–5 year	58	28
5–10 years	351	254
11 years & above	443	354

Maturity Analysis of Projected Defined Benefit Obligation is done considering future salary, attrition and death in respective year for members as mentioned above.

31. FINANCE COSTS**₹ in Lakhs**

Particulars	For the Year ended on March 31, 2022	For the Year ended on March 31, 2021
Interest	65,503	60,155
Finance Cost on Lease Liability	6,489	6,157
Exchange difference to the extent considered as an adjustment to borrowing costs	1,396	–
Total	73,388	66,312

32. BALANCES WRITTEN OFF (NET) AND PROVISION FOR TRADE RECEIVABLES AND ADVANCES**₹ in Lakhs**

Particulars	For the Year ended on March 31, 2022	For the Year ended on March 31, 2021
Investment Written Off (Refer Note No. 4)	3,325	–
Less: Provision written Off (earlier recognised pursuant to measurement at fair value through P&L)	(3,325)	–
Balances Written Off (Net)	39	4,694
Less: Provision for Doubtful Debts/Advances Written Back	(39)	–
		(10,201)
		(5,507)
Provision for Trade Receivables/Energy Recoverables & Deposits	1,160	5,940
Total	1,160	433

NOTES TO THE FINANCIAL STATEMENTS FOR THE YEAR ENDED MARCH 31, 2022

33. EXCHANGE DIFFERENCES (NET)

₹ in Lakhs

Particulars	For the Year ended on March 31, 2022	For the Year ended on March 31, 2021
Exchange differences (net)	245	(1,554)
Total	245	(1,554)

34. OTHER EXPENSES

₹ in Lakhs

Particulars	For the Year ended on March 31, 2022	For the Year ended on March 31, 2021
Short-term Lease	662	625
Property Tax Including Rates and Taxes – Others	1,476	924
Electricity	81	251
Repairs and Maintenance		
– Office Equipments	34	33
Insurance Premium	1,134	803
Communication Cost	67	61
Travel and Conveyance	400	189
Legal and Professional Charges	2,046	2,012
Payment to Auditors	49	49
Office Expenses	337	341
Printing and Stationery	26	20
Directors' Sitting Fees	109	125
Advertisement and Business Promotion	14	3
Loss on Dismantling/Sale/Retirement of Fixed Assets (Net)	2,206	15,790
Miscellaneous Expenses	769	693
Total	9,410	21,919

34.1 Auditor's Remuneration includes

₹ in Lakhs

Particulars	For the Year ended on March 31, 2022	For the Year ended on March 31, 2021
Audit Fees	40	40
Certification Fees	9	9
Total	49	49

NOTES TO THE FINANCIAL STATEMENTS FOR THE YEAR ENDED MARCH 31, 2022

35. EXCEPTIONAL ITEMS

(₹ in Lakhs)

Particulars	For the year ended March 31, 2022	For the year ended March 31, 2021
(i) Impairment Loss (Refer note no. 35(a))	66,346	36,888
Total	66,346	36,888

- a) Considering the current situation of telecom scenario mentioned in note no. 60 and dismantling of sites as mentioned in note no. 59, the Company carried out an impairment test of its property, plant and equipment in accordance with the Indian Accounting Standards (Ind AS) 36 – 'Impairment of Assets' and found that the Carrying cost of these assets exceeds its value in use; therefore, an impairment loss of ₹ 66,346 Lakhs has been recognized for the year ended March 31, 2022 (previous year ₹ 36,888 Lakhs) and the same has been disclosed as exceptional items.

36. Pursuant to the Energy Management & Field Level Management Services Agreement and Suspension Agreement, GTL Limited ("GTL") invoked arbitration against the Company claiming ₹ 69,000 Lakhs along with damages under its recovery. Arbitral Tribunal of 3 (Three) retired Supreme Court Judges has been formed and on examination of the underlying facts, the Hon'ble Tribunal passed its interim award dated December 17, 2019 directing the Company to pay an amount of ₹ 44,000 Lakhs. The Company preferred an appeal before the Hon'ble Delhi High Court. While confirming the interim award passed by the Arbitral Tribunal, the appeal was dismissed by the High Court. In view of the Arbitration award and dismissal of appeal by Delhi High Court, the Company had provided ₹ 44,000 Lakhs as claims against arbitration and disclosed the same as exceptional items in the financial statements in FY 2019–20.

In the month of June, 2020 EARC challenged the Interim Award dated December 17, 2019 by way of an appeal before the Hon'ble Delhi High Court ("EARC Appeal"). On November 18, 2020 the said EARC Appeal was disposed off by the Hon'ble Delhi High Court thereby allowing the appeal of the EARC and modified the Interim Award dated December 17, 2019 to the extent that all payments directed thereunder, would be deposited, not with the Company or in an Escrow Account to be maintained by the Company, but in the TRA, created and maintained in accordance with the TRA Agreement. The said deposit amount shall remain subject to further orders to be passed by the learned Arbitral Tribunal. After the said Judgment and Order dated November 18, 2020, EARC had filed a Clarification application and Review Petition in regards with the said Judgment and Order dated November 18, 2020. The Clarification Application and the Review Petition were dismissed by the Hon'ble Delhi High Court on February 3, 2021 and February 4, 2022 respectively. EARC thereafter has filed a Special Leave Petition before the Hon'ble Supreme Court of India, against the Delhi High Court orders dated November 18, 2020 and February 4, 2022. The balance claim of GTL is still under consideration by the Arbitral Tribunal and its posted for Final award.

37. DISCLOSURE ON LEASES

Company as a lessor

The Company has entered into operating lease arrangement with its customers for Infrastructure provisioning. The following table sets out the Maturity analysis of lease receivable for the lock in period of the customers after the reporting date:

Maturity Analysis of Lease Receivables on undiscounted basis

(₹ in Lakhs)

Periods	As at March 31, 2022	As at March 31, 2021
0–1 year	56,216	61,107
1–2 Year	53,496	57,517
2–3 Year	51,319	54,901
3–4 Year	46,747	52,550
4–5 Year	38,748	47,733
Above 5 Year	70,424	103,411
Total	316,949	377,219

NOTES TO THE FINANCIAL STATEMENTS FOR THE YEAR ENDED MARCH 31, 2022

Company as a lessee

Disclosure as per Ind AS 116

(₹ in Lakhs)

Particulars	As at March 31, 2022	As at March 31, 2021
Depreciation charge for right-of-use assets	11,369	11,572
Interest expense on lease liabilities	6,489	6,157
Expense relating to short-term leases:		
– Infra Operation & maintenance cost	10,278	10,463
– Other Expenses	662	625
Total cash outflow for leases	10,722	9,520
Additions to right-of-use assets	15,167	10,929
Carrying amount of right-of-use assets	60,122	56,674
Carrying amount of lease liabilities	84,265	73,915

The Company has entered into operating lease arrangement with its landlords for land occupancies for sites, offices & warehouse premises. The following table sets out the Maturity analysis of lease payables for the lock in period after the reporting date:

Maturity analysis of lease Payables on undiscounted basis

(₹ in Lakhs)

Periods	As at March 31, 2022	As at March 31, 2021
Within one year	16,172	14,213
After one year but not later than five years	49,605	44,956
Later than five years	26,832	27,016
Total	92,609	86,185

38. (A) Contingent Liabilities and Commitments

i) Contingent liabilities not provided for:

(₹ in Lakhs)

Particulars	As at March 31, 2022	As at March 31, 2021
Bank guarantees (provided under contractual and legal obligations)	29	29
Claims against the Company not acknowledged as debts	139,879	125,085
Disputed liability in respect of indirect tax matters under appeal	63,667	22,418
Disputed liability in respect of direct tax matters under appeal*	16,182	844
Employee related expected claims	–	382

* During the year, the Company was in receipt of the Income Tax Order Under Section 271(1)(c) of the Income Tax Act, 1961 passed by the National Faceless Assessment Centre (NFAC) in case of erstwhile Chennai Network Infrastructure Limited (CNIL) for Assessment Year (AY) 2014–15 and 2015–16 imposing a penalty of ₹ 753 Lakhs and ₹ 15,093 Lakhs respectively for furnishing inaccurate particulars.

There were various disallowances of expenses made in the regular assessment for the AY 2014–15 and 2015–16 for which the erstwhile CNIL/ the Company has filed appeals before the Commissioner of Income Tax (Appeals). The appeals filed before the Commissioner of Income Tax (Appeals) in respect of the Assessment framed for the AY 2014–15 and 2015–16, for which penalty is being imposed, has already been settled under the “The Vivad Se Vishwas Scheme 2020” and as a matter of settlement the Income Tax Department has issued Form 5, in respect of the those appeals. Therefore, the penalty under said Section 271(1)(c) is not leviable as per the Vivad Se Vishwas Scheme, 2020.

NOTES TO THE FINANCIAL STATEMENTS FOR THE YEAR ENDED MARCH 31, 2022

Considering the above fact the Company has filed application for rectification u/s 154 of the Income Tax Act, 1961 with the Jurisdictional Assessing Officer requesting for the rectification of the Order further the Company is in the process of filing a writ petition before the Honourable Bombay High Court.

- ii) Certain Legal issues are outstanding against the Company mainly in relation to the alleged non-compliance of policies of municipal corporations, cases pending for permanent injunctions, objections by the local residents, disputes with site owners, in respect of which the amounts cannot be quantified at this stage and therefore the Contingent Liability in respect of this could not be determined.

The Company does not expect any material financial effect of the above matters under litigation.

(B) Estimated amount of contracts remaining to be executed on capital account and not provided for (Net of Advances)

(₹ in Lakhs)		
Particulars	As at March 31, 2022	As at March 31, 2021
Capital Commitments	657	717

Cash outflow is expected on execution of such contracts on progressive basis.

39. During earlier years, as legally advised, the Company's CENVAT credit aggregating to ₹ 7,993 Lakhs was utilized for discharging service tax liability of CNIL, an erstwhile Associate, which subsequently got merged with the Company. CNIL also paid the same amount to the Service Tax Authority under Voluntary Compliance Encouragement Scheme (VCES) in November, 2013. Subsequently, the Company filed a writ petition in High Court of Judicature at Mumbai for seeking restoration of this CENVAT credit and based on the Mumbai High Court direction, CESTAT passed the order in March 2015 for allowing the Company to restore the said amount as CENVAT credit. The Service tax authorities have filed an appeal with the High court challenging the CESTAT order passed in March 2015. The Company has been advised that there will not be any outflows in this regard.

40. The Hon'ble Supreme Court vide its order dated December 16, 2016 upheld that "Mobile Telecommunication Tower" is exigible to Property Tax and the State can levy property tax to Mobile Towers. While deciding the Special Leave Petition (SLP) for Mumbai matters, the Hon'ble Supreme Court had given liberty to agitate the issue with regard to the retrospective operation of assessment/demand of tax and the quantum thereof before the appropriate forum. Post the Judgment of Hon'ble Supreme Court in January 2017; the Company had challenged the quantum of property tax and other issues before the Bombay High Court. By an order dated April 18, 2017, Bombay High Court dismissed the appeal. Against the said order, the Company preferred a SLP with regards to the manner, quantum, component of property tax and other issues. The same was heard on January 25, 2018 and the Hon'ble Supreme Court was pleased to issue a notice to Municipal Corporation & also directed Municipal Corporations to maintain status quo. The said SLP was finally disposed off by an order dated January 02, 2019 and Hon'ble Supreme Court has set aside the Bombay High Court order dated April 18, 2017 and has directed the Bombay High Court to decide the Writ Petition on merits. The Company has filed an amendment application before the Bombay High Court in view of the Supreme Court order and developments happened during the pendency of the SLP before Supreme Court.

Another IP Company by name ATC Telecom Pvt. Ltd ("ATC Company") have preferred an appeal before Hon'ble Supreme Court against the Order of the Gujarat High Court on the rates and taxes to be fixed for mobile towers in lieu of the Amendment made in the Gujarat Provincial Municipal Corporation Act, 1949 in the year 2011. The Hon'ble Supreme Court after hearing the ATC Company in September, 2018 has granted leave and the matter is pending for final hearing. Further, The Company has also filed a SLP on July 10th 2019, bearing SLP No. 16649 of 2019 before Hon'ble Supreme Court against Nagpur Municipal Corporation challenging the calculation and quantum of the Property Tax. The Hon'ble Supreme Court has given a stay on the High Court Order subject to payment of 50% of the demanded amount and tagged the said matter with ATC SLP. Also with respect to the few sites where demand notices for property tax have been received, the Company has contested the demands by filing writ petitions in appropriate Courts for the assessment of property tax demand / retrospective levy of property tax, procedure and quantum that have been demanded. Various Hon'ble High Courts passed an order not to take any coercive action till the admission of matter.

The matter being still sub-judice, non-receipt of demand notes for majority of the towers of the Company and the Company's right to recover property tax from certain customers, the Company is unable to quantify actual property tax amount payable excluding the components which are under challenge. The provision will be considered as and when the matter is resolved. In respect of the above, the auditors have issued modified reports for the year ended on March 31, 2022.

NOTES TO THE FINANCIAL STATEMENTS FOR THE YEAR ENDED MARCH 31, 2022

41. As per Ind AS 24, the disclosure of transactions with the related parties are given below:

(a) List of Related Parties and relationships:

Key Management Personnel

Mr. Milind K. Naik, Whole Time Director

Mr. Bhupendra J. Kiny, Chief Financial Officer

Mr. Nitesh A. Mhatre, Company Secretary

(b) Transactions during the year with related parties:

Particulars	(₹ in Lakhs)	
	For the Year Ended March 31, 2022	For the Year Ended March 31, 2021
KEY MANAGERIAL PERSONNEL		
i) Milind Naik– Whole Time Director##		
Salaries & Allowances	115	101
Post Employment Benefits	–	1
Total	115	102
ii) Bhupendra Kiny, Chief Financial Officer*		
Salaries & Allowances	149	207
Post Employment Benefits	4	4
Total	153	211
iii) Nitesh Mhatre, Company Secretary*		
Salaries & Allowances	108	103
Post Employment Benefits	3	3
Total	111	106

* As the Liability for gratuity and leave encashment are provided for the Company as a whole amounts accrued pertaining to Key managerial personnel are not included above.

Mr. Milind Naik, Whole Time Director of the Company retired during the previous year and was reappointed on January 20, 2021. The requisite approval towards his managerial remuneration is still awaited from the lenders.

42. EARNINGS PER SHARE

Particulars	(₹ in Lakhs)	
	For the year ended March 31, 2022	For the year ended March 31, 2021
Net Loss after tax attributable to Equity Shareholders for Basic / Diluted EPS	(147,467)	(127,078)
Weighted average number of equity shares* outstanding for Basic / Diluted# EPS	12,915,492,957	12,807,165,165
Basic & Diluted Earnings Per Share (₹)	(1.14)	(0.99)

* Includes shares to be issued to the holders of Foreign Currency Compulsorily Convertible Bonds (FCCB Series–B1 & B3).

The effect of Interest Bearing Convertible Bonds (FCCB Series–B2) on the Earnings per Share is anti-dilutive and hence, the same is not considered for the purpose of calculation of dilutive Earning per Share.

43. Details of loans given, investment made and Guarantees given, covered U/s 186(4) of the Companies Act, 2013

The Company has not given any Loan or Guarantee to any party for their borrowings. Details of Investments are given in note no. 4 to the Financial Statements.

NOTES TO THE FINANCIAL STATEMENTS FOR THE YEAR ENDED MARCH 31, 2022

44. DEFERRED TAX

44.1 Reconciliation of tax expenses and the accounting profit multiplied by domestic tax rate

The Company has incurred losses during the financial year 2021–22 and previous financial year 2020–21. The Company has no tax expenses in these years as per provisions of Income Tax Act, 1961 and no deferred tax assets recognised. Since the Company has been following the new tax regime. Effective tax rate applicable for Financial Year 2021–22 is 25% in case of income other than Capital Gains and 20 % in case of Long Term Capital Gain.

44.2 Deferred tax liabilities / (Assets) relates to the following:

Particulars	(₹ in Lakhs)	
	As at March 31, 2022	As at March 31, 2021
Property, Plant & Equipment and Investment Property	28,860	54,808
Net Leases	(6,036)	(5,379)
Intangible Assets	(789)	(1,313)
Investments	(24,712)	(23,462)
Disallowance Under Section 43B of the Income Tax Act, 1961	(55,617)	(48,404)
Provision for doubtful debts	(6,880)	(8,121)
Tax Losses :		
Business Losses	—	—
Unabsorbed Depreciation	(116,162)	(147,115)
Deferred Tax (Assets)/Liability	(181,336)	(178,985)

Note: Figures in bracket indicates Deferred Tax Assets

The Company has net Deferred Tax Assets (DTA) as at March 31, 2022 which is not recognised in the Financial Statements in the absence of probable taxable profits against which the same can be utilised.

44.3 Amount and expiry date of unused tax losses for which no deferred tax asset is recognised:

Assessment Year (AY)	(₹ in Lakhs)	
	Unused tax Loss**	Carried Forward Till AY
2016–17	16,641	2024–25
2017–18	30,736	2025–26
2022–23*	24,435	2028–29
Total	71,812	

* Subject to filing of the return of Income

** After Adjustment of settlement made under Vivad Se Vishwas Scheme 2020

From last many years the Company is incurring losses and does not expect sufficient future taxable income in the near future against which the unused tax losses can be utilised, so the Company has not recognised the DTA for the same.

45. DISCLOSURE ON REVENUE RECOGNITION

(a) Disaggregated Revenue information & Performance Obligation

The Company provides passive infrastructure on shared basis to telecom operators (Telcos) for hosting their active network components. The business model of passive infrastructure sharing is based on building, owning, operating and maintaining passive telecom infrastructure sites capable of hosting active network components of various technologies

NOTES TO THE FINANCIAL STATEMENTS FOR THE YEAR ENDED MARCH 31, 2022

of multiple Telcos. The Company's operation are solely in geographic boundaries of India. The main source of revenue includes Infrastructure Provisioning fee (IPF) & Reimbursements of Energy & Other Cost. It's an ongoing service performance obligation based on long term contracts with the customers with pre defined lock in periods, contracts are optimally designed based on fixed or actual contract basis matrix. Since the performance obligation is an ongoing process the same is billed on monthly basis which falls due for payments within upto 30 days of billing or advance as per terms of contract. (Refer note no. 27)

(b) Trade Receivables and Contract balances

The timing of revenue recognition, billings and collections results in receivables, unbilled revenue and unearned revenue on the Company's Balance Sheet. Amounts are billed in accordance with agreed-upon contractual terms on monthly basis. The Company's receivables are rights to consideration that are unconditional. Unbilled revenues comprising revenues in excess of billings from the contracts, which are classified as financial assets when the right to consideration is unconditional and is due only within a month. Invoicing to the customers is based on the contracts and therefore, the timing of revenue recognition is different from the timing of invoicing to the customers. Invoicing in excess of earnings are classified as unearned revenue. Trade receivables and unbilled revenues are presented net of provision in the Balance Sheet.

The following table discloses the movement in unbilled energy & other reimbursement revenue on Customer contracts during the Year ended March 31, 2022

Particulars	(₹ in Lakhs)	
	As at March 31, 2022	As at March 31, 2021
Balance at the beginning	4,725	5,146
Add : Revenue recognized during the year end	5,280	4,725
Less : Invoiced during the year end	4,725	5,146
Balance at the end	5,280	4,725

46. MOVEMENT IN PROVISIONS:

Disclosures as required by Ind AS 37 – Provisions, Contingent Liabilities and Contingent Assets: –

Nature of provision	(₹ in Lakhs)		
	Provision for Compensated Absences	Asset Retirement Obligation	Total
As at April 01, 2020	53	12,040	12,093
Unwinding of finance cost	–	872	872
Addition	27	–	27
Payment	(3)	–	(3)
Reversal / Re-measurement of liability	(28)	(1,132)	(1,160)
As at March 31, 2021	49	11,780	11,829
As at April 01, 2021	49	11,780	11,829
Unwinding of finance cost	–	473	473
Addition	69	–	69
Payment	(6)	–	(6)
Reversal / Re-measurement of liability	(6)	(617)	(623)
As at March 31, 2022	106	11,636	11,742

47. In the opinion of the Management, Non-Current/Current Assets, Loans and Advances are approximately of the value stated if realised in the ordinary course of the business.

NOTES TO THE FINANCIAL STATEMENTS FOR THE YEAR ENDED MARCH 31, 2022**48. SEGMENT REPORTING**

The Company is predominantly in the business of providing “Telecom Towers” on shared basis and as such there are no separate reportable segments. The Company’s operations are only in India.

Revenues from operation includes ₹ 137,962 Lakhs (previous year ₹ 132,437 Lakhs) aggregate amount of revenue from three customers (previous year three customers), contributing each one of them to more than 10% of total revenue of the Company.

These revenues are attributed to the Revenue from Telecom / Network Infrastructure Facilities, Energy & Other reimbursements.

49. FAIR VALUES

Set out below, is the carrying amounts and fair value of the Company’s financial assets and liabilities that are recognised in the Financial Statements

a) Financial Assets measured at fair value through profit or loss:**(₹ in Lakhs)**

Particulars	As at March 31, 2022	As at March 31, 2021
Financial Assets :		
– Investment in Preference Shares	–	–
– Investment in Equity Shares	–	–
– Investment in units of Mutual Funds	6,529	6,306
Total	6,529	6,306

b) The carrying amounts of the following financial assets and financial liabilities are a reasonable approximation of their fair values.

Accordingly, the fair values of such financial assets and financial liabilities have not been disclosed separately

- i) Financial Assets:
 - Cash and Cash equivalents
 - Bank balances other than cash and cash equivalents
 - Loans & Advances
 - Security Deposits
 - Trade Receivables
- ii) Financial Liabilities:
 - Lease Liabilities
 - Trade Payables
 - Other Financial Current Liabilities
 - Borrowings
 - Customer Deposits

Fair Valuation techniques used to determine fair value

The Company maintains procedures to value financial assets or financial liabilities using the best and most relevant data available. The fair values of the financial assets and liabilities are included at the amount that would be received to sell an asset or paid to transfer a liability in an orderly transaction between market participants at the measurement date.

The following methods and assumptions were used to estimate the fair values:

- i. The fair value of investments in unlisted equity and Preference shares is determined using Net Asset Value (NAV) method.
- ii. Fair Value of mutual fund are reported as per Net Asset Value.
- iii. The fair values of non-current loans/Borrowings and security deposits are calculated based on Discounted Cash Flows technique (DCF) using a current lending rate relevant to the instrument.

NOTES TO THE FINANCIAL STATEMENTS FOR THE YEAR ENDED MARCH 31, 2022

- iv. Fair value of trade receivable, cash & cash equivalents, other bank balances, trade payables, loans and other financial assets and liabilities are approximate to their carrying amounts largely due to the short-term maturities of these instruments.
- v. Fair Value of financial instruments measured at amortised cost such as Deposits, Borrowings, Lease Liabilities etc are approximate to their Carrying values.
- vi. The Company uses valuation techniques that are appropriate in the circumstances and for which sufficient data are available to measure fair value, maximising the use of relevant observable inputs and minimising the use of unobservable inputs.

50. FINANCIAL INSTRUMENTS BY CATEGORY

The carrying value of financial instruments by categories as at year end is as follows:

Particulars	As at March 31, 2022		As at March 31, 2021	
	Fair value	Amortised	Fair value	Amortised Cost
	Through Profit/Loss	Cost	Through Profit/ Loss	
Financial Assets				
Cash & cash equivalents	—	48,879	—	43,685
Bank Balances	—	110	—	215
Investments	6,529	—	6,306	—
Other Financial assets	—	16,937	—	15,915
Trade Receivables	—	8,647	—	10,544
Total	6,529	74,573	6,306	70,359
Financial Liabilities				
Lease Liabilities	—	84,265	—	73,915
Trade payables	—	2,988	—	1,995
Other Financial Liabilities	—	721,868	—	676,240
Total	—	809,121	—	752,150

51. FAIR VALUE HIERARCHY

The Company uses the following hierarchy for determining and disclosing the fair value of financial instruments by valuation techniques: —

Level 1:— Quoted prices / published NAV (unadjusted) in active markets for identical assets or liabilities. It includes fair value of financial instruments traded in active markets and are based on quoted market prices at the balance sheet date and financial instruments like mutual funds for which net assets value (NAV) is published by mutual fund operators at the balance sheet date.

Level 2:— Inputs, other than quoted prices included within level 1, that are observable for the asset or liability, either directly (that is, as prices) or indirectly (that is, derived from prices). It includes fair value of the financial instruments, that are not traded in an active market, which is determined by using valuation techniques. These valuation techniques maximise the use of observable market data where it is available and rely as little as possible on the Group specific estimates. If all significant inputs required to fair value an instrument are observable then instrument is included in level 2.

Level 3:— Inputs for the asset or liability that are not based on observable market data (that is, unobservable inputs). If one or more of the significant inputs is not based on observable market data, the instrument is included in level 3.

NOTES TO THE FINANCIAL STATEMENTS FOR THE YEAR ENDED MARCH 31, 2022

The following table provides the fair value measurement hierarchy of the Company's Assets and Liabilities

Particulars	As at March 31, 2022			As at March 31, 2021		
	Level 1	Level 2	Level 3	Level 1	Level 2	Level 3
Financial Assets measured at fair value through Profit or loss (Investments) :						
– Investment in Preference shares	–	–	–	–	–	–
– Investment in Equity Shares (Unquoted) (refer note nos. 4 and 51.1)*	–	–	–	–	–	–
– Investment in Mutual Funds	6,529	–	–	6,306	–	–
Total	6,529	–	–	6,306	–	–

* Description of the inputs used in the fair value measurement:

51.1 Following table describes the valuation techniques used and key inputs to valuation for level 3 of the fair value hierarchy as at March 31, 2022 and March 31, 2021 respectively:

Particulars	Level 3	As at March 31, 2022	As at March 31, 2021
Financial Assets measured at fair value through profit or loss (Investments):			
	Valuation Technique		Book Value
	Inputs used		Financial statements
Investment in Equity Shares (Unquoted)	Sensitivity		No material impact on fair valuation

52. FINANCIAL RISK MANAGEMENT OBJECTIVE AND POLICIES:

The Company's principal financial liabilities comprise loans and borrowings including Interest thereon, Lease Liabilities, Trade payables, Capex Creditors, Deposits from Customers and others Financial Liabilities. The main purpose of these financial liabilities is to finance the Company's operations, including Tower/Network upgradation projects under implementation. The Company's principal financial assets include Investments, Deposits, Loans and Advances, Receivables and Cash & Bank balances that are derived directly from its operations.

The Company is exposed to market risk, credit risk and liquidity risk. The Risk Management Committee in consultation with Audit Committee of the Board of Directors of the Company oversees the management of these risks. The focus of Risk Management is to assess risks, monitor, evaluate and deploy mitigation measures to manage these risks within risk appetite.

The Board of Directors review and agree policies for managing each of these risks, which are summarized below:

1) Market Risk

Market risk is the risk that the fair value of future cash flows of financial instruments will fluctuate because of changes in market prices. Market risk comprises three types of risk: interest rate risk, currency risk and other price risk, such as equity price risk and commodity risk. Financial Instrument affected by market risk includes loans and borrowings, deposits and mutual funds.

As the revenues from Company's tower business are dependent on the sustainability of Telecom sector, Company believes that macro-economic factors, including the growth of Indian economy, interest rates as well as political & economic environment, have a significant direct impact on Company's business, results of operations & financial positions.

The Department of Telecommunication has amended the definition of Adjusted Gross Revenue ("AGR") w.e.f. October 2021, thereby removing all non-telecom revenue from the said definition. This could help clear all the doubts and grey areas which have been a bone of contention between the Telecom companies and the Government.

The Telecom department has returned Bank Guarantees (BGs) of ₹ 1,500,000 Lakhs to Vodafone Idea Ltd. (VIL) and ₹ 700,000 Lakhs to Bharti Airtel Ltd. and asked the Telecom companies to refurnish Financial Bank Guarantees (FBGs) of an amount equal to their next payable instalment, 13 months before the next due date after the moratorium period.

NOTES TO THE FINANCIAL STATEMENTS FOR THE YEAR ENDED MARCH 31, 2022

Since June 2020, VIL is not paying its monthly invoices raised by the Company on time and is delaying the same by one/two months. Even after continuous follow-up, apart from making delayed payment, it is unilaterally making deductions. This may be likely due to AGR payment strain on VIL. Further, the Company has already initiated the arbitration and recovery proceedings against the defaulting customers including BSNL.

a) Interest Rate Exposure profile appended in the table below:

(₹ in Lakhs)		
Borrowings	As at March 31, 2022	As at March 31, 2021
Floating Rate Loans with interest thereon	7,459	7,379
Fixed rate Loans with interest thereon	606,716	568,068
Total	614,175	575,447

b) Foreign Currency Exposure that are not hedged by derivative instruments is as follows:

Unhedged Foreign currency exposure as at March 31, 2022	Currency	Amount in Foreign Currency	₹ in Lakhs
Borrowings and interest thereon	USD (\$)	81,589,672	61,198
Borrowings and interest thereon	Euro (€)	8,824,044	7,459
Trade Payable	USD (\$)	38,233	29
Total		90,451,949	68,686

Unhedged Foreign currency exposure as at March 31, 2021	Currency	Amount in Foreign Currency	₹ in Lakhs
Borrowings and interest thereon	USD (\$)	77,179,635	56,628
Borrowings and interest thereon	Euro (€)	8,567,744	7,379
Trade Payable	USD (\$)	38,233	28
Total		85,785,612	64,035

Notes:

- Above exposure does not include exposure towards Foreign Currency Compulsory Convertible bonds (FCCB) B1 & B3.
- Amounts in INR are at the closing exchange rates at the respective year end.
- Amounts reported above are at actuals while same are measured at amortised cost in the Financial Statements.

c) **Interest Rate Risk**

Interest rate risk is the risk that the fair value or future cash flows of a financial instrument will fluctuate because of changes in market interest rates. Company's fixed rate long term borrowings, which constitute more than 95% of the total borrowings, carry step up interest rate with a predetermined yield rate which is fixed throughout the tenor of the borrowings, whereas floating rate long Term Borrowing is exposed to market rate fluctuations. As such, considering the ratio of fixed rate and floating rate borrowings, risk exposure is at minimum level.

Interest rate sensitivity:

With all other variable held constant the following table reflects the impact of borrowing cost on floating rate portion of total Debt:

(₹ in Lakhs)			
Financial Year ended	Floating Rate Borrowings particular	Risk Exposure on Interest Rate (basis points)	Consequent effect on profit/ loss before tax
March 31, 2022	Foreign Currency Term Loan	+/- 100	+/- 75
March 31, 2021	Foreign Currency Term Loan	+/- 100	+/- 74

NOTES TO THE FINANCIAL STATEMENTS FOR THE YEAR ENDED MARCH 31, 2022**d) Foreign Currency Risk**

Foreign currency risk is the risk that the fair value or future cash flows of an exposure will fluctuate because of changes in foreign exchange rates. The Company's exposure to the risk of changes in foreign exchange rates relates primarily to the Company's borrowings related to its foreign currency convertible bonds & foreign currency loan.

Foreign currency risk is managed by effective foreign risk management policy based on risk perception of the management.

Foreign Risk sensitivity:

The following table demonstrates the sensitivity in the USD & Euro to Indian Rupees with all other Variable held constant. The effect on loss before tax due to foreign exchange rate fluctuation:

Particulars	Foreign Currency	Risk Exposure on Forex Rate (Increase/ Decrease in basis points)	(₹ in Lakhs)	
			Consequent effect on profit/ loss before tax	
			March 31, 2022	March 31, 2021
Foreign Currency Convertible Bonds	USD (\$)	100	612	566
Foreign Currency Term Loan	Euro (€)	100	75	74
Trade Payable	USD (\$)	100	0.29	0.29
Total			687	640

e) Commodity Price Risk

The Company invests on upgradation of its tower assets which includes purchases of A class items like Battery banks, Diesel Generators, SMPS and other electrical items. The prices of these items fluctuate based on the prices of its raw material. Due to recent lockdown and Russia & Ukrain war situation, imports are impacted resulting in increase in prices for the Company.

In case of battery bank the Lead price is based on LME rate (London Metal Exchange), with any variation in the LME rates, the process of battery also get impacted.

Further, Company consumes Diesel and Electricity for running its tower sites. These rates for Diesel and Electricity fluctuate based on central & state policies and war situation. Company has entered into contracts with the Customers for recovery of Diesel and Electricity Expenses. These contracts are linked with actual Diesel and Electricity Rates thus resulting in natural hedging.

Commodity price risk is managed by effective risk management policy with help of Company's Supply Chain Management Team and Central Purchasing Committee based on risk perception.

2) Credit Risk

Credit risk refers to the risk of default of obligations by the counterparty resulting in a financial loss. The Company is exposed to credit risk from its operating activities (primarily trade receivables) and from its financing activities, including deposits with banks and investments in mutual funds.

Trade Receivables

The Company periodically assesses the financial reliability of its customers, taking into account the current economic trend, business challenges, historic trend of payments, bad debts & ageing of accounts receivables. The Company provides Passive Telecom Infrastructure to Telecom Operators in India. During previous few years, all telecom companies faced increased pressure on earnings and financing fronts, which in turn adversely impacted financing and fund raising plans of tower companies.

The Company lost substantial number of tenancies in last few years, due to various events which were beyond management control, such as shutdown/exit of major telecom operators including Aircel Group, Reliance Communications and Tata Tele, Business combination of Vodafone & Idea (VIL), Telenor & Airtel, etc. The Company

NOTES TO THE FINANCIAL STATEMENTS FOR THE YEAR ENDED MARCH 31, 2022

believes that it has binding long term contractual lock in arrangements with Aircel/other customers and accordingly, continues to pursue its claim of approx. ₹ 15,30,177 Lakhs arising out these developments. VIL, is not paying its monthly invoices raised by the Company on time and delaying the same by one/two months. Even after continuous follow-up, apart from making delayed payment, it is unilaterally making deductions. This may be likely due to AGR payment strain on VIL. Additionally, BSNL is facing financial crunch, which has resulted in long pending overdue and uncertainty in collection from BSNL. The Company has already initiated the arbitration and recovery proceedings against the defaulting customers including BSNL.

The Company, as a part of its risk management plan, has proactively taken various measures including legal measures to recover its dues from defaulting operators. In case of BSNL, to mitigate the funding risk, the Company has terminated certain non-paying sites by following due contractual process. On the other hand, the Company is taking measures to ensure smooth operations and contracted network time for remaining customers which would enable the Company to keep the credit risk at moderate level. The Company has also obtained rolling advances & security deposits from its customers which in turn mitigates the credit risk to that extent.

The Company uses a provision matrix to compute the expected credit loss allowance for trade receivables. The provision matrix takes into account available external and internal credit risk factors and the Company's historical experience with customers.

Financial instruments and Bank deposits

The Company considers factors such as track record, size of the institution, market reputation and service standards to select the banks with which its balances and deposits are maintained. The Company does not maintain significant cash and deposit balances other than those required for its day to day operations.

3) Liquidity Risk

Liquidity risk is that the Company will not be able to settle or meet its obligation on time or at reasonable price. Company's principal sources of liquidity are cash flows generated from its operations including deposits and advances received from customers as a part of its contractual terms. In view of recent telecom sector developments affecting the Company, various steps have been initiated by the Company to ensure that liquidity risk remains at low level.

The Company lost substantial number of tenancies in last few years, due to various events which were beyond management control, such as shutdown / exit of major telecom customers including Aircel Group, Reliance Communications and Tata Tele, Business combination of Vodafone & Idea (VIL), Telenor & Airtel, etc. The Company believes that it has binding long term contractual lock in arrangements with Aircel/other operators and accordingly, continues to pursue its claim of approx. ₹ 15,30,177 Lakhs arising out these developments. VIL, is not paying its monthly invoices raised by the Company on time and delaying the same by one/two months. Even after continuous follow-up, apart from making delayed payment, it is unilaterally making deductions. This may be likely due AGR payment strain on VIL. Additionally, BSNL is facing financial crunch, which has resulted in long pending overdue and uncertainty in collection from BSNL. The Company has already initiated the arbitration and recovery proceedings against the defaulting customers including BSNL.

The Company, in these circumstances, has proactively taken various steps to ensure smooth operations and contracted network uptime for its existing customers, namely VIL, Reliance Jio, Bharti Airtel, BSNL etc. These steps include reduction in fixed/semi variable costs including wages, electricity and diesel charges, operations and maintenance charges, ground rent, terminating non-paying site after following contractual process, initiating arbitration for recovery of dues etc. The Company is also in the process of re-negotiating its arrangements with existing vendors. These steps are expected to enable the Company to remain EBITDA positive.

One of the remaining secured lenders, who didn't assign its debt to EARC, allegedly claiming ₹ 64,638 Lakhs has filed proceedings before the National Company Law Tribunal (the "NCLT") under Insolvency and Bankruptcy Code 2016 which is pending for admission. In light of the Hon'ble Supreme Court's decision dated December 6, 2021 dismissing all the proceedings filed by the Company, the Company will wait for directions from the lenders/Courts on the way forward, which may include pursuing of the proceedings before the National Company Law Tribunal under Insolvency and Bankruptcy Code, 2016.

The Company is optimistic that various resource optimization initiatives under taken by the Company along with positive developments in telecom sector can lead to stabilization and revival.

NOTES TO THE FINANCIAL STATEMENTS FOR THE YEAR ENDED MARCH 31, 2022

The below table summarizes the maturity profile of the Company's financial liability based on contractual cash flows:

(₹ in Lakhs)

As at March 31, 2022	Less than 1 year	More than 1 year	Carrying Value
Interest bearing Loans & Borrowing* (Including current maturities)	412,832	211,959	624,791
Lease Liability	28,004	56,261	84,265
Other financial liabilities	95,061	2,016	97,077
Trade Payables	2,988	—	2,988
As at March 31, 2021	Less than 1 year	More than 1 year	Carrying Value
Interest bearing Loans & Borrowing* (Including current maturities)	275,311	313,817	589,128
Lease liability	21,727	52,188	73,915
Other financial liabilities	82,689	4,422	87,111
Trade Payables	1,995	—	1,995

* Refer note no. 18.1

53. CAPITAL MANAGEMENT

For the purpose of the Company's capital management, capital includes issued equity capital, mandatorily convertible foreign currency bonds, securities premium, all other equity reserves attributable to the equity holders of the Company. The primary objective of the Company's capital management is to ensure continuity of the operating activities of the Company.

The Company manages its capital structure and makes adjustments in light of changes in economic conditions and the requirements of the financial covenants. The funding requirement is met through internal accruals of the Company.

In order to achieve this overall objective, the Company's capital management, amongst other things, aims to ensure that it meets financial covenants attached to the interest-bearing loans and borrowings that define capital structure requirements.

However, One of the secured lenders, has filed proceedings before the National Company Law Tribunal (the "NCLT") under Insolvency and Bankruptcy Code, 2016 ("IBC") which is pending for admission.

In light of the Hon'ble Supreme Court's decision dated December 6, 2021 dismissing all the proceedings filed by the Company, the Company will wait for directions from the lenders/Courts on the way forward, which may include pursuing of the proceedings before the NCLT under IBC.

No changes were made in the objectives, policies or processes for managing capital during the year ended March 31, 2022.

- 54.** The outbreak of corona virus (COVID-19) pandemic globally and in India caused significant disturbance and slowdown of economic activity. The passive infrastructure as well as active telecom operations are actively engaged in fulfilling the surge in demand arising out of the choice exercised by almost all industries to conduct their operations remotely. The Company is trying its best to keep the customer focus / network uptime humming.
- 55.** The Code on Social Security, 2020 ('Code') relating to employee benefits during employment and post-employment benefits received Presidential assent in September 2020. The Code has been published in the Gazette of India. However, the date on which the Code will come into effect has not been notified. The Company will assess the impact of the Code when it comes into effect and will record any related impact in the period the Code becomes effective.

NOTES TO THE FINANCIAL STATEMENTS FOR THE YEAR ENDED MARCH 31, 2022

56. ANALYTICAL RATIOS

Particulars	Numerator	Denominator	March 31, 2022	March 31, 2021	%Variance	Reason for variance
a) Current ratio	Current Assets	Current Liabilities	0.105	0.112	–6%	
b) Debt–Equity ratio	Total Debts	Total Equity (Equity Shares Capital + Other equity)	(2.28)	(4.58)	–50%	Reduction in Other equity due to rise in loss for the year
c) Debt service coverage ratio	Earnings available for debt service (Net profit after taxes + depreciation & amortization + Finance cost + non cash operating items + Other adjustment)	Finance cost + principle repayment of long term borrowings during the year	0.20	0.20	–1%	
d) Return on equity ratio	Net profit after tax	Average Total Equity [(Opening Total Equity + Closing Total Equity)/2]	(0.73)	(1.72)	–57%	Reduction in Other equity due to rise in loss for the year
e) Inventory turnover ratio	Revenue from sales of products	Average Inventory [(opening balance + closing balance)/2]	NA	NA	NA	
f) Trade receivables turnover ratio	Revenue from operations	Average trade receivable [(Opening balance + closing balance) /2]	9.39	8.96	5%	
g) Trade payables turnover ratio	Infrastructure & Maintenance Cost	Average trade payable [(Opening balance + closing balance)/2]	1.69	2.17	–22%	
h) Net capital turnover ratio	Revenue from operations	Average Working Capital [(Current asset – Investments) – current liabilities]	(0.22)	(0.23)	–2%	
i) Net profit ratio	Net profit after tax	Revenue from operations	–101%	–90%	12%	
j) Return on capital employed	profit Before interest & Tax	Total Equity + Total Debt + Deferred Tax Liability	–21%	–13%	60%	Reduction in Other equity due to rise in loss for the year and increase in interest cost
k) Return on Investment	Interest Income on fixed deposits + Profit on sale of investments	Current Investments + Non current Investments + Fixed deposits with bank	3%	5%	–28%	Change in NAV & interest rate

57. OTHER STATUTORY INFORMATION

- There are no balances outstanding on account of any transaction with companies struck off under section 248 of the Companies Act, 2013 or section 560 of Companies Act, 1956 except the following:

(₹ in Lakhs)

Company	Nature of Transaction	Opening Balance	Closing Balance	Relationship, if any
Rajaram Tomar Logistics Private Limited	Payable	0.22	0.22	Not Applicable
S R Telepower Services Private Limited	Payable	2.81	2.81	Not Applicable

- The Company has not traded or invested in Crypto currency or Virtual Currency during the financial year.
- The Company has not advanced or loaned or invested funds to any other person(s) or entity(ies), including foreign entities (Intermediaries) with the understanding that the Intermediary shall: (a) Directly or indirectly lend or invest in other persons or entities identified in any manner whatsoever by or on behalf of the Company (Ultimate Beneficiaries) or (b) provide any guarantee, security or the like to or on behalf of the Ultimate Beneficiaries.
- The Company has not received any fund from any person(s) or entity(s), including entities (Funding Party) with the understanding (whether recorded in writing or otherwise) that the (a) directly or indirectly lend or invest in other persons or entities identified in any manner whatsoever by or on behalf of the Funding Party (Ultimate Beneficiaries) or (b) Provide any guarantee, security or the like on behalf of the Ultimate Beneficiaries.

NOTES TO THE FINANCIAL STATEMENTS FOR THE YEAR ENDED MARCH 31, 2022

- The Company does not have any such transaction which is not recorded in the books of accounts surrendered or disclosed as income during the year in the tax assessments under the Income-tax Act, 1961.
- No proceeding has been initiated or pending against the Company for holding any benami property under the Benami Transactions (Prohibition) Act, 1988 (45 of 1988) and rules made thereunder.
- The Company is not declared wilful defaulter by any bank or financial institution or other lender.

58. The management and authorities have the power to amend Financial Statements in accordance with section 130 and 131 of Companies Act, 2013.

59. DISMANTLING OF UNOCCUPIED SITES

During last decade, there were various developments which adversely impacted Indian telecom sector. The extremely challenging external environment during last decade impacted the Indian telecom sector where even multinational companies and/or large Indian conglomerates have either (i) shut down and exited from the telecom sector or (ii) downsized their operations significantly. The first set of issues included the landmark judgement of the Hon'ble Supreme Court cancelling 122 2G telecom licenses in February 2012 (including licenses of Uninor, Videocon, Etisalat, Idea and Tata), the Vodafone Tax issues, the 3G auctions and the unsustainable debt accumulated by the telecom companies. All these factors led to mass exits of operators and significant scale down by the remaining. As a result, majority of the Company's telecom sites turned into single tenant sites. Thereafter, the year 2017-18 has seen unprecedented shutting down of some of the major telecom operators such as Aircel Group (then largest customer of the Company), Tata Teleservices, Reliance Communication, Sistema Shyam (merged with Reliance Communication) and Telenor (merged with Airtel).

Thus, consequent to closure of 14 telecom customers, more than 14,000 towers of the Company were abandoned by such discontinuing operators, thereby making such towers unoccupied, which is more than 50% of the total tower portfolio. These external events were beyond the control of the management and the Company. Post abandonment of these towers, the discontinuing operators didn't make payment of their contractual dues including rent payable to landlords, taxes, employees' dues and vendors' claims etc., many of which are pass through payments for the Company. As a result, the Company was saddled with substantial costs and liabilities including rents, vendors' claims, taxes and other dues on such unoccupied towers without any revenue. The Company has already litigating with such discontinuing operators to recover its contractual dues, which are amounting to approx. ₹ 15,30,177 Lakhs.

Due to non-receipt of the rental amounts, many of the landowners blocked access to our Company's employees to the sites and resorted to dismantling of towers. During the year ended March 31, 2022, disgruntled landowners / miscreants dismantled 259 sites (Previous Year 1,171 sites) out of the above unoccupied sites. This has resulted into a loss (net) of ₹ 3,181 Lakhs for the year ended March 31, 2022 (Previous year ₹ 16,314 Lakhs) which is included in other expenses in the Financial Statements. The Company has already initiated various steps to protect its assets from such miscreants including carrying out additional surveys, discussion with landowners, legal actions against such miscreants, recovering site material, lodging of police complaints / FIR and insurance claim etc.

60. The Company had undertaken a Corporate Debt Restructuring (CDR) exercise in 2011 as per applicable CDR guidelines and regulations. For reasons beyond the management control, post implementation of CDR package, the adverse conditions relating to the telecom sector had a material adverse impact in the achievement of the CDR projections. These events includes the landmark judgement of the Hon'ble Supreme Court cancelling 122 2G telecom licenses in February 2012 (including licenses of Uninor, Videocon, Etisalat, Idea and Tata), the Vodafone Tax issues, the 3G auctions and the unsustainable debt accumulated by the telecom companies. The Company had met its repayment obligations till June 30, 2016 out of its cash accruals and realization from current assets. However in view of the substantial developments which have had a significant impact on the financial performance of the Company, the repayment obligations were not likely to be met going forward. In view thereof, in the Joint Lender Forum (JLF) meeting held on September 20, 2016, the Rupee Lenders reviewed the account and after deliberations, invoked the scheme for SDR. Thus with secured debt reduced to a sustainable level, there was significant investor interest for buying out lenders equity stake as part of the Strategic Debt Restructuring (SDR) process.

Post implementation of SDR scheme, the unprecedented shut downs of major wireless operators such as Aircel Group, Reliance Communications and Tata Tele, consolidation in telecom industry such as Business combination of Vodafone & Idea, Telenor & Airtel have had a material adverse effect on the Company. These event were beyond the control of the management. As a result, the Company lost substantial number of tenancies making more than 14,000 towers unoccupied, which is more than 50% of the total tower portfolio. Also, Company's EBITDA reduced substantially from ₹ 1,10,000 Lakhs to less than ₹ 30,000 Lakhs due to rise in cost of unoccupied sites and fall in revenue due to defaults by bankrupt operators.

NOTES TO THE FINANCIAL STATEMENTS FOR THE YEAR ENDED MARCH 31, 2022

Table below highlights the tenancies lost by the Company due to telecom sector events over the past 9–10 years

Sr. No.	Events of Tenancy Loss	No. of Tenancy	Period	Description
1	Cancellation of 2G licenses	4,319	Upto December 2017	Supreme Court judgment on cancellation of 122 2G telecom licenses
2	Slower 3G/BWA growth	4,750	Since FY 2012–13	Industry slowdown following the Supreme Court verdict
3	Operator scale back due to auction	3,500		
4	Aircel default on commitment of additional 20,000 tenancies	15,200	May 2014	Legal and financial issues
5	RCom shutdown of wireless business	1,386	August & September 2017	Unsustainable business due to competition
6	Tata exit from wireless business	2,910	Since May 2017	
7	Merger of Vodafone and Idea	3,227	Since April 2018	Forced industry consolidation due to competition
8	Consolidation of Telenor with Airtel	1,395	During FY 2018–19	
9	Aircel filing of bankruptcy	23,727	January 2018	Unsustainable business due to competition
10	BSNL exits due to uncertainty of collection	1,767	Since FY 2018–19	Unsustainable business due to competition
11	Exit during business course with various reasons	3,218	Since April 2013	
	Aggregate Tenancy Loss from 2012 to 2022	65,399		

These developments have resulted in reduction in the revenue and earnings and the Company was saddled with substantial costs and liabilities on unoccupied towers. Thus, these factors resulted in erosion of Company's net worth and provision for impairment of property, plant and equipment.

As a consequence of the above developments, there was an urgent need to right size the debt levels. At the time, the lenders of the Company chose to assign their respective debts in favour of Edelweiss Asset Reconstruction Company Limited ("EARC"). The Company believed that once the assignment was completed, the debt would be restructured to sustainable levels in a timely manner and accordingly, the Company presented multiple Resolution Plans starting from April 2018 for consideration of lenders' consortium updating such plans from time to time after taking into account various developments in telecom sector. However, for reasons best known to them, the said Resolution Plans submitted by the Company were never considered by the lenders and also few lenders elected not to assign their respective debts to EARC. Further, a Techno–Economic Viability study for better understanding of the realistic sustainable debt was not carried out.

Further one of the remaining secured lenders, who didn't assign its debt to EARC, allegedly claiming default has filed proceedings before the National Company Law Tribunal (the "NCLT") under Insolvency and Bankruptcy Code 2016 ("IBC") which is pending for admission. The Company is now awaiting directions from the lenders on the way forward, which may include pursuing of the proceedings before NCLT under IBC.

Additionally, the Company has received notices of recall of loans from EARC and IDBI Bank claiming alleged default in terms of Master Restructuring Agreement dated December 31, 2011. The Company has strongly refuted the claims. As lenders know fully that post ARC sell it was essential to restructure. Meanwhile IDBI Trusteeship Company Limited (ITSL), Security Trustee, on the instruction of lenders of the Company has invoked pledge on 2,85,00,000 equity shares of GTL Limited, pledged by Promoter Group Company and transferred the said shares to their account. The lenders have recovered and appropriated ₹ 3,401 Lakhs from sale of the said equity shares, out of which ₹ 1,391 Lakhs was recovered till March 31, 2022. The above events, including the Hon'ble Supreme Court's dismissal of the proceedings filed by the Company cast significant doubt on the Company's ability to continue as a Going Concern.

NOTES TO THE FINANCIAL STATEMENTS FOR THE YEAR ENDED MARCH 31, 2022

However, with the telecom sector moving towards stabilization, management believes that below events in telecom sector are positive developments which will lead to increased demand for its towers and thereby increase in the revenue and EBITDA levels.

1. Revival package approved by the Government of India for telecom sector;
2. Hike in mobile call and data tariffs by telecom operators;
3. Forthcoming 5G auction, which will increase demand for towers.

In addition to the above, various resource optimization initiatives undertaken by the Company, can lead to stabilization and revival. Further, the Company also continues to pursue contractual claims of approx. ₹ 15,30,177 Lakhs from various operators in respect of premature exits by them in the lock in period.

Considering the above and as the Company do not have any intention to stop its operations or liquidate its assets, the Company continues to prepare the books of account on Going Concern basis.

61. The figures for the corresponding previous year have been regrouped/rearranged wherever necessary, to make them comparable.
62. These financial statements have been approved for issue by the Board of Directors at their meeting held on May 17, 2022.

As per our report of even date

For **PATHAK HD & ASSOCIATES LLP**

Chartered Accountants

Firm Regd. No. 107783W/ W100593

GOPAL CHATURVEDI

Partner

Membership No: 090903

Mumbai

Date: May 17, 2022

MILIND NAIK

Whole Time Director

DIN-00276884

For and on behalf of the Board of Directors

MANOJ TIRODKAR

Chairman

DIN-00298407

BHUPENDRA KINY

Chief Financial Officer

NITESH MHATRE

Company Secretary

Membership No:A18487

NOTICE is hereby given that the Nineteenth (19th) Annual General Meeting of the Members of GTL Infrastructure Limited will be held on Thursday, September 29, 2022, at 11:00 a.m. (IST), through Video Conferencing ("VC") / Other Audio Visual Means ("OAVM") to transact the following business:

Ordinary Business

1. To consider and adopt the Audited Financial Statements of the Company for the financial year ended March 31, 2022, together with the Reports of the Board of Directors and Auditors thereon.
2. To appoint a Director in place of Mr. Manoj G. Tirodkar (DIN: 00298407), who retires by rotation and, being eligible, offers himself for re-appointment.

By Order of the Board of Directors,

Place: Mumbai

Nitesh A. Mhatre

Date : September 01, 2022

Company Secretary

Registered Office:

'Global Vision', 3rd Floor,
Electronic Sadan No. II, M.I.D.C.,
T.T.C. Industrial Area, Mahape,
Navi Mumbai 400 710

Tel: +91 22 68293500 Fax: +91 22 68293545

E-mail: gilshares@gtlinfra.com; Website: www.gtlinfra.com

CIN: L74210MH2004PLC144367

Notes:

1. Pursuant to General Circular No. 2/2022 dated May 5, 2022 and other circulars issued by the Ministry of Corporate Affairs ("MCA") and Circular No. SEBI/HO/CFD/CMD2/CIR/P/2022/62 dated May 13, 2022 and other circulars issued by the Securities and Exchange Board of India ("SEBI") (hereinafter collectively referred to as "the Circulars"), the 19th Annual General Meeting ("AGM") of the Company is being conducted through Video Conferencing ("VC") / Other Audio-Visual Means ("OAVM").
2. The relevant details with respect to Item no 2 pursuant to regulation 36(3) of the SEBI (Listing Obligations and Disclosure Requirements) Regulations, 2015 (as amended) ("SEBI Listing Regulations") in respect of Director seeking re-appointment at this AGM is annexed.
3. Since the 19th AGM is being held pursuant to the Circulars through VC/OAVM, physical attendance of Members has been dispensed with. Accordingly, the Proxy Form, Attendance Slip and Route Map are not annexed to this Notice.
4. Pursuant to the provisions of Section 108 of the Companies Act, 2013 ("the Act") read with Rule 20 of the Companies (Management and Administration) Rules, 2014 (as amended) and Regulation 44 of SEBI Listing Regulations, the Company is providing facility of e-voting to its Members in respect of the businesses to

be transacted at the AGM. For this purpose, the Company has entered into an agreement with Central Depository Services (India) Limited ("CDSL") for facilitating voting through electronic means, as the authorized e-Voting agency. The facility of e-voting for casting votes by a member during the 3 days period prior to the AGM ("Remote e-voting") and during the course of the AGM ("Venue e-voting") will be provided by CDSL.

5. The Members can join the AGM in the VC/OAVM mode 30 minutes before the scheduled time of the commencement of the Meeting by following the procedure mentioned in the Notice. The facility of participation at the AGM through VC/OAVM will be made available to at least 1000 members on first come first served basis. This will not include large Shareholders (Shareholders holding 2% or more shareholding), Promoters, Institutional Investors, Directors, Key Managerial Personnel, the Chairpersons of the Audit Committee, Nomination and Remuneration Committee and Stakeholders Relationship Committee, Auditors etc. who are allowed to attend the AGM without the restriction of first come first served basis.
6. The attendance of the Members attending the AGM through VC/OAVM will be counted for the purpose of ascertaining the quorum under Section 103 of the Act.
7. Pursuant to the Circulars, the facility to appoint proxy to attend and cast vote for the members is not available for this AGM. However, pursuant to Sections 112 and 113 of the Act, representatives of the members such as the President of India or the Governor of a State or body corporate can attend the AGM through VC/OAVM and cast their votes through e-voting.
8. In line with the Circulars, the Annual Report for FY 2021-22 containing the Notice of AGM, Financial Statements, Directors' Report, Auditors' Report, Corporate Governance Report, Business Responsibility Report and Management Discussion & Analysis, is being sent by electronic mode to those Members whose names appear in the Register of Members as on Friday, September 02, 2022 and whose e-mail addresses are registered with the Company's Registrar and Share Transfer Agent, Bigshare Services Private Limited ("BSPL") / Depositories. The Annual Report has been uploaded on the website of the Company at www.gtlinfra.com and can also be accessed from the websites of the Stock Exchanges i.e. BSE Limited ("BSE") and National Stock Exchange of India Limited ("NSE") at www.bseindia.com and www.nseindia.com respectively. A copy of the same will also be available on the website of CDSL (agency for providing the Remote e-Voting and venue e-voting system during the AGM) i.e. www.evotingindia.com.

9. The procedure for participating in the AGM through VC / OAVM is explained below in this Notice.

10. In case of joint holders attending the Meeting, only such joint holder who is higher in the order of names, as per the Register of Members of the Company, will be entitled to vote.

11. Members are requested to intimate changes, if any, pertaining to their name, postal address, email address, telephone / mobile numbers, Permanent Account Number (PAN), mandates, nominations, power of attorney, bank details such as, name of the bank and branch details, bank account number, MICR code, IFSC code, etc., to their Depository Participants in case the shares are held in electronic form.

In respect of shares held in physical form, as requested by the Registrar and Share Transfer Agent ("RTA"), members are requested to intimate changes, if any, in respect of the above information to RTA at Bigshare Services Private Limited, Office No. S6-2, 6th Floor, Pinnacle Business Park, Next to Ahura Centre, Mahakali Caves Road, Andheri East, Mumbai 400093, Maharashtra, in the prescribed Form ISR-1 and / or other forms as applicable as per SEBI Circular No. SEBI/HO/MIRSD/MIRSD_RTAMB/P/CIR/2021/655 dated November 3, 2021.

Members may also note that as per the aforesaid SEBI Circular, the respective Folios of shares held in physical mode shall be FROZEN by the RTAs if such members do not furnish valid PAN, KYC information (email-id, phone numbers, Bank details, Specimen signatures) and Nomination details to the RTAs by March 31, 2023. Members may also refer to the Investor Services on the Company's website <https://www.gtlinfra.com/investors/investor-services/> for the prescribed forms in relation to the above said SEBI Circular. Accordingly, members are requested to take appropriate steps immediately to avoid freezing of respective folios by the RTA.

12. Attention of Members is also drawn to SEBI Circular No. SEBI/HO/MIRSD/MIRSD_RTAMB/P/CIR/2022/8 dated January 25, 2022 which mandates that listed companies issue securities only in dematerialized form while processing service requests viz. Issue of duplicate securities certificate; claim from unclaimed suspense account; renewal/exchange of securities certificate; endorsement; sub-division/splitting of securities certificate; consolidation of securities certificates/folios; transmission and transposition. Members are therefore requested to make service requests by submitting a duly filled and signed Form ISR-4, the format of which is available under Investor Services on the Company's website <https://www.gtlinfra.com/investors/investor-services/> and on the website of the Company's RTA, at

<https://www.bigshareonline.com/Resources.aspx>. It may be noted that any service request will be processed only after the related folio is KYC compliant. Members may also note that the above referred circular also stipulates crediting of the shares to Suspense Escrow Demat Account, in case concerned shareholder fails to submit demat request within the prescribed timelines.

13. All documents referred to in this Notice and the Register of Contracts & Directors' shareholdings are open for inspection up to the date of AGM, for which purpose, members may send their request to gilshares@gtlinfra.com.

14. The Company's Equity Shares are listed on BSE and NSE. The Listing Fees for the FY 2022-23 in respect of equity shares of the Company have been paid.

15. The venue of the 19th AGM shall be deemed to be the Registered Office of the Company at "Global Vision", 3rd Floor, Electronic Sadan No. II, M.I.D.C., T.T.C. Industrial Area, Mahape, Navi Mumbai-400710. Maharashtra, India.

16. THE INSTRUCTIONS FOR SHAREHOLDERS FOR E-VOTING ARE AS UNDER:

(i) Pursuant to SEBI Circular No. SEBI/HO/CFD/CMD/ CIR/P/2020/242 dated December 9, 2020, under Regulation 44 of SEBI Listing Regulations, GTL Infrastructure Limited, being a listed entity is providing e-voting facility to its shareholders, in respect of all shareholders' resolutions.

(ii) The 3 days remote e-voting period prior to AGM begins on Monday, September 26, 2022 at 09:00 a.m. (IST) and ends on Wednesday, September 28, 2022 at 05:00 p.m. (IST) During this period shareholders' of the Company, holding shares either in physical form or in dematerialized form, as on the cut-off date ("record date") of Thursday, September 22, 2022 may cast their vote electronically. The e-voting module shall be disabled by CDSL for voting thereafter.

(iii) Shareholders who have already voted as above prior to the meeting date would not be entitled to vote during the course of AGM.

(iv) In terms of SEBI Circular No. SEBI/HO/CFD/CMD/ CIR/P/2020/242 dated December 9, 2020 on e-Voting facility provided by Listed Companies, Demat account holders would now be able to cast their vote by way of a single login credential, through their respective Demat accounts / websites of Depositories / Depository Participants, without having to register again with the E-voting Service Providers ("ESPs").

17(A) PROCESS FOR LOGIN FOR E-VOTING AND JOINING VIRTUAL MEETINGS, FOR INDIVIDUAL SHAREHOLDERS HOLDING SECURITIES IN DEMAT MODE

Type of shareholders	Login Method
Individual Shareholders holding securities in Demat mode with CDSL	<ol style="list-style-type: none"> 1) Users who have opted for CDSL Easi / Easiest facility, can login through their existing user id and password. Option will be made available to reach e-Voting page without any further authentication. The URL for users to login to Easi / Easiest are https://web.cdslindia.com/myeasi/home/login or visit www.cdslindia.com and click on Login icon and select New System Myeasi. 2) After successful login the Easi / Easiest user will be able to see the e-Voting option for eligible companies where the evoting is in progress as per the information provided by company. On clicking the evoting option, the user will be able to see e-Voting page of the CDSL e-Voting service provider for casting his/her vote during the remote e-Voting period or joining virtual meeting & voting during the course of the meeting. Additionally, there are also links provided to access the system of all e-Voting Service Providers i.e. CDSL/NSDL/KARVY/LINKINTIME, so that the user can visit the e-Voting service providers' website directly. 3) If the user is not registered for Easi/Easiest, option to register is available at https://web.cdslindia.com/myeasi/Registration/EasiRegistration 4) Alternatively, the user can directly access e-Voting page by providing Demat Account Number and PAN No. from a e-Voting link available on www.cdslindia.com home page. The system will authenticate the user by sending OTP on registered Mobile & Email as recorded in the Demat Account. After successful authentication, user will be able to see the e-Voting option where the e-voting is in progress and also able to directly access the system of all e-Voting Service Providers.
Individual Shareholders holding securities in demat mode with NSDL	<ol style="list-style-type: none"> 1) If user is already registered for NSDL IDeAS facility, they may visit the e-Services website of NSDL. Open web browser by typing the following URL: https://eservices.nsdl.com either on a Personal Computer or on a mobile. Once the home page of e-Services is launched, click on the "Beneficial Owner" icon under "Login" which is available under 'IDeAS' section. A new screen will open. User will have to enter User ID and Password. After successful authentication, user will be able to see e-Voting services. Click on "Access to e-Voting" under e-Voting services and user will be able to see e-Voting page. Click on company name or e-Voting service provider name and user will be re-directed to e-Voting service provider website for casting vote during the remote e-Voting period or joining virtual meeting & voting during the course of the meeting. 2) If the user is not registered for IDeAS e-Services, option to register is available at https://eservices.nsdl.com. Select "Register Online for IDeAS" "Portal or click at https://eservices.nsdl.com/SecureWeb/IdeasDirectReg.jsp 3) Visit the e-Voting website of NSDL. Open web browser by typing the following URL: https://www.evoting.nsdl.com/ either on a Personal Computer or on a mobile. Once the home page of e-Voting system is launched, click on the icon "Login" which is available under 'Shareholder/Member' section. A new screen will open. User will have to enter User ID (i.e. Sixteen digit demat account number held with NSDL), Password/OTP and a Verification Code as shown on the screen. After successful authentication, user will be redirected to NSDL Depository site wherein user can see e-Voting page. Click on company name or e-Voting service provider name and user will be redirected to e-Voting service provider website for casting vote during the remote e-Voting period or joining virtual meeting and voting during the course of the meeting.

Type of shareholders	Login Method
Individual Shareholders (holding securities in demat mode) login through their Depository Participants	User can also login using the login credentials of demat account through Depository Participant registered with NSDL/CDSL for e-Voting facility. After Successful login, user will be able to see e-Voting option. Once user clicks on e-Voting option, user will be redirected to NSDL/CDSL Depository site after successful authentication, wherein user can see e-Voting feature. Click on company name or e-Voting service provider name and user will be redirected to e-Voting service provider website for casting vote during the remote e-Voting period or joining virtual meeting and voting during the course of the meeting.

Important note: Members who are unable to retrieve User ID/ Password are advised to use Forget User ID and Forget Password option available at above mentioned website.

Helpdesk for Individual Shareholders holding securities in demat mode for any technical issues related to login through Depository i.e. CDSL and NSDL

Login type	Helpdesk details
Individual Shareholders holding securities in Demat mode with CDSL	Members facing any technical issue in login can contact CDSL helpdesk by sending a request at helpdesk.evoting@cdslindia.com or contact at toll free no. 1800 22 55 33.
Individual Shareholders holding securities in Demat mode with NSDL	Members facing any technical issue in login can contact NSDL helpdesk by sending a request at evoting@nsdl.co.in or call at toll free no.: 1800 1020 990 and 1800 22 44 30

17(B) PROCESS & MANNER OF REMOTE E-VOTING AND JOINING VIRTUAL MEETING FOR SHAREHOLDERS HOLDING SHARES IN PHYSICAL MODE AND OTHER THAN INDIVIDUAL SHAREHOLDERS HOLDING SHARES IN DEMAT MODE:

- The shareholders should log on to the e-voting website www.evotingindia.com.
- Click on "Shareholders" module.
- Now Enter your User ID
 - For CDSL: 16 digits beneficiary ID,
 - For NSDL: 8 Character DP ID followed by 8 Digits Client ID,
 - Members holding shares in Physical Form should enter Folio Number registered with the Company.
- Next enter the Image Verification as displayed and Click on Login.
- If you are holding shares in electronic ('demat') form and had logged on to www.evotingindia.com and voted on an earlier voting of any company, then your existing password is to be used.
- If you are a first-time user follow the steps given below:

For Shareholders holding shares in Demat Form other than individual and Physical Form

PAN	Enter your 10-digit alpha-numeric *PAN issued by Income Tax Department (Applicable for both demat shareholders as well as physical shareholders) *Shareholders who have not updated their PAN with the Company / Depository Participant are requested to use the Sequence Number as provided in the email, in the PAN field.
Dividend Bank Details OR Date of Birth (DOB)	Enter the Dividend Bank Details or Date of Birth (in dd/mm/yyyy format) as recorded in your demat account or in the company records in order to login. If both the details are not recorded with the depository or company, please enter the 16-digit member-id or folio number in the Dividend Bank details field as mentioned in instruction 17(B)c.

- g. After entering these details appropriately, click on "SUBMIT" tab
- h. Shareholders holding shares in physical form will then directly reach the Company selection screen. However, Shareholders holding shares in demat form will now reach 'Password Creation' menu wherein they are required to mandatorily enter their login password in the new password field. Kindly note that this password is to be also used by the demat holders for voting for resolutions of any other company on which they are eligible to vote, provided that company opts for e-voting through CDSL platform. It is strongly recommended not to share your password with any other person and take utmost care to keep your password confidential.
- i. For shareholders holding shares in physical form, the details can be used only for e-voting on the resolutions contained in this Notice.
- j. Click on the EVSN of "GTL INFRASTRUCTURE LIMITED" on which you choose to vote.
- k. On the voting page, you will see "RESOLUTION DESCRIPTION" and against the same the option "YES/NO" for voting. Select the option YES or NO as desired. The option YES implies that you assent to the Resolution and option NO implies that you dissent to the Resolution.
- l. Click on the "RESOLUTIONS FILE LINK" if you wish to view the entire Resolution details.
- m. After selecting the resolution you have decided to vote on, click on "SUBMIT". A confirmation box will be displayed. If you wish to confirm your vote, click on "OK", else to change your vote, click on "CANCEL" and accordingly modify your vote.
- n. Once you "CONFIRM" your vote on the resolution, you will not be allowed to modify your vote.
- o. You can also take a print of the votes cast by clicking on "Click here to print" option on the Voting page.
- p. If a demat account holder has forgotten the login password then Enter the User ID and the image verification code and click on Forgot Password & enter the details as prompted by the system.

Facility for Non – Individual shareholders and Custodians – Remote Voting

- Non-Individual shareholders (i.e. other than Individuals, HUF, NRI etc.) and Custodians are required to log on to www.evotingindia.com and register themselves in the "Corporates" module.

- A scanned copy of the Registration Form bearing the stamp and sign of the entity should be emailed to helpdesk.evoting@cdslindia.com.
- After receiving the login details a Compliance User should be created using the admin login and password. The Compliance User would be able to link the account(s) for which they wish to vote on.
- The list of accounts linked in the login should be mailed to helpdesk.evoting@cdslindia.com and on approval of the accounts they would be able to cast their vote.
- A scanned copy of the Board Resolution and Power of Attorney (POA) which they have issued in favour of the Custodian, if any, should be uploaded in PDF format in the system for the scrutinizer to verify the same.
- Alternatively Non Individual shareholders are required to send the relevant Board Resolution/ Authority letter etc. together with attested specimen signature of the duly authorized signatory who are authorized to vote, to the Scrutinizer and to the Company at the email address viz. gilshares@gtlinfra.com, if they have voted from individual tab and not uploaded same in the CDSL e-voting system for the scrutinizer to verify the same.

17(C) INSTRUCTIONS FOR SHAREHOLDERS ATTENDING AND PARTICIPATING IN THE AGM THROUGH VC/OAVM ARE AS UNDER:

- 1) The procedure for attending meeting and voting on the day of the AGM is same as the instructions mentioned above for e-voting.
- 2) The link for VC/OAVM to attend meeting will be available where the EVSN of Company will be displayed after successful login as per the instructions mentioned above for Remote e-voting.
- 3) Shareholders who have voted through Remote e-Voting will be eligible to attend the meeting. However, they will not be eligible to vote at the AGM.
- 4) Shareholders are encouraged to join the Meeting through Laptops / iPads for better experience.
- 5) Further shareholders will be required to allow Camera and use Internet with a good speed to avoid any disturbance during the meeting.
- 6) Please note that Participants Connecting from Mobile Devices or Tablets or through Laptop connecting via Mobile Hotspot may experience Audio/Video loss due to Fluctuation in their

respective network. It is therefore recommended to use Stable Wi-Fi or LAN Connection to mitigate any kind of aforesaid glitches.

- 7) Shareholders who would like to express their views or ask questions during the meeting may register themselves as a speaker by sending their request along with questions mentioning their name, demat account number/ folio number, email-id, mobile number at gilshares@gtlinfra.com from Monday, September 19, 2022 (09.00 A.M. IST) to Friday, September 23, 2022 (05.00 P.M. IST). Members who have registered themselves as speakers will only be allowed to express their views / ask questions during the AGM. The Company reserves the right to restrict the number of speakers depending on availability of time for the AGM.
- 8) Only those shareholders, who are present in the AGM through VC/OAVM facility and have not casted their vote on the Resolutions through remote e-Voting and are otherwise not barred from doing so, shall be eligible to vote through e-Voting system available during the AGM.
- 9) If any Votes are cast by the shareholders through the e-voting available during the AGM and if the same shareholders have not participated in the meeting through VC/OAVM facility, then the votes cast by such shareholders shall be considered invalid as the facility of e-voting during the meeting is available only to the shareholders attending the meeting.

17(D) PROCESS FOR SHAREHOLDERS WHOSE EMAIL ADDRESSES ARE NOT REGISTERED WITH THE DEPOSITORIES – FOR OBTAINING LOGIN CREDENTIALS FOR E-VOTING FOR THE RESOLUTIONS PROPOSED IN THIS NOTICE:

- 1) **Shareholders holding shares in physical form** – please provide necessary details like Folio No., Name of shareholder, scanned copy of the share certificate (front and back), PAN (self-attested scanned copy of PAN card), AADHAR (self-attested scanned copy of Aadhar Card) by email to gilshares@gtlinfra.com / investor@bigshareonline.com
- 2) **Shareholders holdings shares in demat form** – please provide Demat account details (CDSL- 16 digit beneficiary ID or NSDL-16 digit DPID + CLID), Name, client master or copy of Consolidated Account statement, PAN (self-attested scanned copy of PAN card), AADHAR (self-attested scanned copy of Aadhar Card) to gilshares@gtlinfra.com / investor@bigshareonline.com

Queries or issues regarding attending AGM & e-Voting from the CDSL e-Voting System, may be raised by sending email to helpdesk.evoting@cdslindia.com or contact at toll free no. 1800 22 55 33.

All grievances connected with the facility for voting by electronic means may be addressed to Mr. Rakesh Dalvi, Sr. Manager, Central Depository Services (India) Limited, A Wing, 25th Floor, Marathon Futurex, Mafatlal Mill Compounds, N M Joshi Marg, Lower Parel (East), Mumbai – 400013 or by email to helpdesk.evoting@cdslindia.com or call on toll free no. 1800 22 55 33.

18. The Company has appointed Mr. Chetan A. Joshi, a Practicing Company Secretary, (Membership No. FCS 7052, CP 7744) as the Scrutinizer, for conducting the entire remote e-voting process and e-voting process at the meeting, in a fair and transparent manner.
19. The Scrutinizer shall immediately after the conclusion of voting at the General Meeting in the presence of at least two witnesses not in the employment of the Company first count the votes cast at the meeting, thereafter unblock the votes cast through remote e-voting and make not later than 48 (forty eight) hours of conclusion of the meeting, a consolidated Scrutinizer's Report of the total votes cast in favour or against, if any, to the Chairman or a person authorized by him in writing, who shall countersign the same.
20. The Results on resolutions shall be declared on or after the AGM of the Company, but within 48 (forty eight) hours after conclusion of the Meeting and the resolutions will be deemed to be passed on the AGM date subject to receipt of the requisite numbers of votes in favour of the Resolutions
21. The results declared along with the Scrutinizer's Report will be hosted on the Company's website at www.gtlinfra.com and on CDSL's website at www.evotingindia.com for information of the Members, besides being communicated to BSE and NSE, where the shares of the Company are listed.

By Order of the Board of Directors,

Place: Mumbai
Date : September 01, 2022

Nitesh A. Mhatre
Company Secretary

Registered Office:

'Global Vision', 3rd Floor,
Electronic Sadan No. II, M.I.D.C.,
T.T.C. Industrial Area, Mahape,
Navi Mumbai 400 710
Tel: +91 22 68293500 Fax: +91 22 68293545
E-mail: gilshares@gtlinfra.com;
Website: www.gtlinfra.com
CIN: L74210MH2004PLC144367

ANNEXURE TO THE NOTICE

Information pursuant to Regulation 36(3) of the SEBI Listing Regulations

Brief profile of Mr. Manoj G. Tirodkar.

Mr. Manoj G. Tirodkar, aged 57 years, is the Chairman of the Company. He has been a member of the Board since August 8, 2005. He is widely recognised for his efforts towards creating an efficient and environment friendly telecom industry. He has been championing the cause of shared telecom infrastructure model and green telecom. Under his leadership, Global Group of Companies have partnered with leaders in technologies like Qualcomm, Ericsson, Alcatel–Lucent, Nokia Siemens Networks, Huawei, ZTE etc. to offer Network Services across the world. A firm believer in corporate social responsibility, Mr. Tirodkar supports a number of causes through Global Foundation. He takes keen interest in educating the under privileged children in rural India, improving their health and helping the cause of visually challenged. Mr. Tirodkar is the winner of CII Young Entrepreneurs Trophy 2001. He also has the honour of becoming the first Indian to win the World Young Business Achiever Award for 2000. Earlier he had won the Indian Young Business Achiever Award. Business Barons Taylors Nelson Sofres mode had ranked him 13th & 12th Best CEO of India for the year 2000 and 2001 respectively. He also received the Telecom Man of the Year Award in 1996.

He is a member of Stakeholders Relationship Committee and Corporate Social Responsibility Committee of the Company.

Mr. Tirodkar's shareholding in the Company is 58,97,783 equity shares.

By Order of the Board of Directors,

Nitesh A. Mhatre
Company Secretary

Place : Mumbai

Date : September 01, 2022

Registered Office:

'Global Vision', 3rd Floor,
Electronic Sadan No. II, M.I.D.C.,
T.T.C. Industrial Area, Mahape,
Navi Mumbai 400 710

Tel: +91 22 68293500 Fax: +91 22 68293545

E-mail: gilshares@gtlinfra.com;

Website: www.gtlinfra.com

CIN: L74210MH2004PLC144367

LIST OF OFFICES IN INDIA

ANDHRA PRADESH

207/208, Navketan Bldg. 62,
2nd Floor, Sarojini Devi Road,
Near Clock Tower,
Secunderabad-500 003.

ASSAM

3rd Floor, Mayur Garden Building,
Opp. Rajeev Bhavan,
ABC Bus Stop, Bhangagarh, GS Road,
Guwahati-781 005.

BIHAR

Markandey Complex, 3rd Floor,
Gayatri Mandir Road,
Near Paneerwalla, Kankerbagh,
Patna-800 020.

GUJRAT

101, 1st Floor, Sanmukh Complex,
9 Kalpana Society, Behind Navrangpura
Post Office, Navrangpura, Ahmedabad,
Gujrat-380 009.

HARYANA

3rd Floor,
Palm Court Building,
20/4, Sukhrali Chowk,
Gurgaon-122 001.

JAMMU & KASHMIR

1st Floor, Sunny Square
Commercial Complex,
Near J & K Bank Ltd, Gangyal,
Jammu-180 010.

JHARKHAND

3rd Floor, Raymond Building,
Kutchery Road,
Beside Gopal Complex,
Ranchi, Jharkhand-834 001.

KARNATAKA

No. 3, Connaught Road,
Off Queens Road,
Tasker Town,
Bangalore-560 052.

KERALA

66/4514, Prabhu Tower, 2nd Floor,
Opp. Chennai Silks, Veekshanam Road,
M. G. Road, North End, Ernakulam,
Kerala-682 035.

MADHYA PRADESH

C-204, 2nd Floor, Block-C,
Kartar Arcade,
Near Capital Petrol Pump,
Raisen Road, Bhopal-462 023.

MAHARASHTRA

Global Vision,
3rd Floor, Electronic Sadan No 2,
MIDC, TTC Industrial Area,
Mahape, Navi Mumbai-400 710.

MAHARASHTRA

412, Janmabhoomi Chambers,
29 Walchand Hirachand Marg,
Ballard Estate,
Mumbai-400 001.

MAHARASHTRA

Survey No. 61, Hissa No. 2/7,
Plot No. 01, Opp. Oxford Village,
Off. Salunkhe Vihar Road,
Wanawadi, Pune-411 040.

ORISSA

Ground Floor, A-102,
Nayapalli,
Janaki Bhawan,
Bhubaneswar-751 012.

PUNJAB

Charu Tower, Plot No. F-388,
Ground Floor, Phase 8-B,
Industrial Area, Sector-90,
Mohali, Punjab-160 055.

RAJASTHAN

312 To 319, 3rd Floor,
Geetanjali Tower,
Civil Lines, Bombay Walon Ka Bagh,
Ajmer Road, Jaipur-302 006.

TAMILNADU

New No. 232, Old No. 186,
City Centre, 3rd Floor,
Purasawalkam High Road,
Kilpauk, Chennai-600 010.

UP (East)

Dayal Chamber,
27/6 K.A., Ground Floor,
Ram Mohan Rai Marg, Hazratganj,
Lucknow-226 001.

UP (West)

3rd Floor, Park Plaza, Unit No 185/1,
Mangal Pandey Nagar,
University Road, Meerut,
Uttar Pradesh-250 004.

WEST BENGAL

Shaila Tower, 7th Floor,
Unit 701, Plot J1/16,
Block EP&GP, Salt Lake, Sec V,
Kolkata-700 091.



Scan the QR Code

Download Annual Report on your hand phone

PhyGITAL is an integral part of the new age living.
We are committed to elate your PhyGITAL experiences
by radiating the 4G and 5G networks round the clock.



Disclaimer – the logos mentioned above belong to respective trademark owners and are appearing here only for representation purposes



GTL Infrastructure Limited

“Global Vision”, 3rd Floor, Electronic Sadan-II, MIDC, TTC Industrial Area,
Mahape, Navi Mumbai – 400 710, Maharashtra, India.

Tel: +91 22 6829 3500 | Fax: +91 22 6829 3545

CIN : L74210MH2004PLC144367

www.gtlinfra.com