


# ANNUAL REPORT 2011 - 12



**MAAN**  
ALUMINIUM LIMITED

Formerly known as Man Aluminium Limited

## CORPORATE INFORMATION

### Board of Directors

Mr. Ravinder Nath Jain	Executive Chairman
Mr. Mohinder Jain	Managing Director
Mr. Adish Jain	Promoter Director
Mr. Aditya Jain	Promoter Director
Mr. Sunil Kumar Shandilya	Executive Director
Mr. Rajesh Jain	Independent Director
Mr. Parveen Kumar Adlakha	Independent Director
Mr. Ashok Jain	Independent Director
Mr. Rajinder Prakash Gupta	Independent Director
Mr. Amit Jain	Independent Director

### CFO and Company Secretary

Mr. Bijender Kumar Rithaliya

### Auditors

M/s Khandelwal and Khandelwal Associates  
Chartered Accountants  
Indore

### Banker(s)

1. State Bank of India, Commercial Branch, Indore
2. ICICI Bank, New Delhi
3. HDFC Bank, New Delhi

### Registered Office

3/8, IInd Floor,  
Asaf Ali Road, New Delhi-110002  
Telephone : 91-011-23247868-72  
Telefax : 91- 011-23260320  
Email : maan@siddharthametal.com  
Website : www.maanaluminium.org

### Plant

Plot No. 67 & 75, Sector 1,  
Pithampur Industrial Area,  
Dist.: Dhar (M.P.),  
Phone : 07292-253446, 253618

### Registrar and Share Transfer Agent

M/s. Link Intime India Pvt. Limited  
A-40,2nd Floor, Naraina Industrial Area,  
Phase-II, Near Batra Banquet Hall,  
New Delhi – 110028  
Ph. : 011-41410592/3/4  
Fax : 011-41410591  
Email : delhi@linkintimeindia.co.in

CONTENTS	Page No.
Notice .....	2
Director's Report .....	4
Management's Discussion & Analysis .....	8
Report on Corporate Governance .....	10
<b>FINANCIAL STATEMENTS</b>	
Auditor's Report .....	21
Balance Sheet .....	24
Statement of Profit and Loss Account .....	25
Cash Flow Statement .....	26
Notes to Financial Statement 1-34 .....	28

## *Chairman's Speech*

*It gives me immense pleasure to present your Company's results for the financial year ended March 31, 2012 at this 9th Annual General Meeting of the Company.*

*Globally, the economies are facing significant downside risks owing to fiscal crisis in Europe, political upheavels in parts of Middle East. India too witnessed its share of its challenges during 2011-12 fiscal, led by a deceleration in Industrial Production and GDP growth rates. Steep inflation and resultant high input costs coupled with adverse currency movements and fluctuating global commodity prices are some of the challenges in the Indian market. GDP is expected to grow by 6.9% in 2011-12 after having grown at 8.4% in preceding two years. However India's GDP growth in 2012-13 is expected to be 7.6% .*

*Your Company has successfully implemented a plan for optimisation of its manufacturing operations with the installation of new 1320 MT Extrusion press, a modern foundry with a 10 MT furnace and HOT TOP casting machine which will yield improved productivity, higher efficiency and enable manufacturing of a wider product range. With installation of this new press, the production capacity of the Company has increased to 9000 M.T. p.a.*

*Your Company achieved a turnover of ₹ 12061.67 lacs during the year under review as compared to ₹ 13340.31 lacs during the earlier year.*

*The net margins in the main line products of your Company have been under pressure, resulting in the net profit for the year under review reducing to ₹ 40.23 lacs as compared to the net profit of ₹ 84.32 lacs during the earlier year.*

*There is need for continous improvement in the products and the methods to achieve greater operational efficiencies and manufacturing of value added products. The development of new infrastructure in developing economies and replacement assets in developed economies are leading to increased demand for aluminium, and various measures taken by your Company are targeted to achieve a step up in its share in the domestic and overseas markets.*

*The proposed merger of SMW Metal Private Limited with your Company as envisaged in the last year has been put on hold due to averse market condition*

*Your Company remains focused on cost control and productivity. These efforts would facilitate in achieving partial offset of its high costs of production. Your Company expects the full benefit of manufacturing side augmentations to be realized by the end of the current financial year.*

*I would like to take this opportunity to thank all our consumers, business partners, shareholders and employees for continued commitment and support. I gratefully acknowledge the confidence and faith reposed by the shareholders in the Board and the Management team which has, in my view, spurred the Company to take on more challenges. Finally, I must applaud the tireless efforts, dedication and commitment of our employees who have helped us reach where we are now and look forward to their continued support in the journey forward.*



**Ravinder Nath Jain**  
Executive Chairman

## **NOTICE**

Notice is hereby given that the Ninth Annual General Meeting of the members of Maan Aluminium Limited will be held on Saturday, the 29th day of September, 2012 at The Connaught, 37, Shaheed Bhagat Singh Marg, Next to Shivaji Stadium, New Delhi-110001 at 10.30 AM to transact the following business:

### **ORDINARY BUSINESS:**

1. To consider and adopt the Audited Balance Sheet as at 31st March, 2012, Profit & Loss Account for the year ended on that date and the Reports of the Board of Directors and the Auditors thereon.
2. To appoint a director in place of Mr. Sunil Kumar Shandilya, who retires by rotation and being eligible offers himself for re- appointment.
3. To appoint a director in place of Mr. Rajesh Jain, who retires by rotation and being eligible offers himself for re-appointment.
4. To appoint a director in place of Mr. Rajinder Prakash Gupta, who retires by rotation and being eligible offers himself for re-appointment.
5. To re-appoint M/s. Khandelwal and Khandelwal Associates, Chartered Accountants, Indore (Firm Registration No. 008389C) as Statutory Auditors of the Company, to hold office from the conclusion of this Annual General Meeting until conclusion of next Annual General Meeting and to fix their remuneration.

### **NOTES:**

1. **A MEMBER ENTITLED TO ATTEND AND VOTE AT THE MEETING IS ENTITLED TO APPOINT ONE OR MORE PROXIES TO ATTEND AND VOTE ON A POLL INSTEAD OF HIMSELF AND THE PROXY NEED NOT BE A MEMBER.**
2. The instrument appointing a proxy must be deposited with the Company at its Registered Office not less than 48 hours before the time for holding the meeting.
3. Members/Proxies should bring the Attendance Slip duly filled in for attending the meeting.
4. The Register of Members and Share Transfer Books of the Company will remain closed from 20th September, 2012 to 28th September, 2012 (both days inclusive).
5. Shareholders seeking any information with regard to Accounts are requested to write to the Company at an early date to enable the management to keep the information ready.
6. Members are requested to bring their copy of Annual Report to the meeting.
7. Non-Resident Indian Shareholders are requested to provide following information to M/s Link Intime India Pvt. Ltd. A-40,2nd Floor, Naraina Industrial, Area, Phase-II, Near Batra Banquet Hall, New Delhi – 110028.
  - a) The change in the Residential status on return to India for permanent settlement.
  - b) The particulars of the Bank Account maintained in India with complete name, branch, account type, account number and address of the Bank, if not furnished earlier.
8. Corporate Members intending to send their authorized representatives are requested to send a duly certified copy of the Board Resolution authorizing their representatives to attend and vote at the Annual General Meeting.
9. All documents referred to in the accompanying Notice are open for inspection at the Registered Office of the Company during the office hours on all working days between 11.00 a.m. to 1.00 p.m.
10. As part of Green Initiative in the Corporate Governance, members whose e-mail addresses are registered will be sent the annual report through e-mail.

11. Information required under Clause 49 of the Listing Agreement on Directors re-appointment.

- a) Mr. Sunil Kumar Shandilya aged 60 years has over 39 years experience in Aluminium Extrusion industry. He worked for overseas units for 17 years. He managed various units as profit centre incharge during last 22 years.
- b) Mr. Rajesh Jain aged 55 years is a graduate and has experience of over 32 years in various capacities.
- c) Mr. Rajinder Prakash Gupta aged 62 is a Chartered Accountant with vast experience of about 37 years in various fields such as taxation, auditing, finance, accounts etc.

By order of the Board of Directors  
For **Maan Aluminium Limited**

Date : 13th August, 2012  
Place : New Delhi

**Bijender Kumar Rithaliya**  
CFO & Company Secretary

## DIRECTOR'S REPORT

Dear Members,

Your Directors present you the Ninth Annual Report of your Company and the Audited Accounts for the financial year ended 31st March 2012.

### THE YEAR AT A GLANCE

(₹ in Lakhs)

Particulars	2011-12	2010-11
Net Profit Before Depreciation	205.30	287.99
Less: Depreciation	148.62	138.99
Net Profit Before Tax	56.68	149.00
Less: Taxation	16.45	64.68
Profit After Tax	40.23	84.32
Add: Profit brought forward	516.08	481.18
Total Profit Available for Appropriation	556.31	565.50
Less: Appropriations	-	49.42
Balance carried to Balance Sheet	556.31	516.08

### RESULTS OF OPERATIONS

The gross turnover of your Company for the 2011-12 is ₹ 12,061.67 Lakhs as against ₹ 13,340.31 Lakhs in the previous year. The Net Profit before tax stood at ₹ 56.68 Lakhs as against ₹ 149.00 Lakhs in the previous year. The Profit after Tax is ₹ 40.23 Lakhs as against ₹ 84.32 Lakhs in the previous year.

### DIVIDEND

The Company's inadequate profits does not justify a dividend payout. Hence to conserve our reserves we are unable to recommend any dividend for the year under review.

### FUTURE OUTLOOK

Aluminium Extrusion demand is growing @ 8% per annum mainly on Account of increase in usage of Aluminium Profiles in Villa Segment, in addition to High rise Buildings. Further there has been tremendous growth in demand of Aluminium Bus Bars in Electrical Segment. Similarly increasing trends are seen in High end Segment of Bus Body fabrication particularly in Volvo Model. On account of these potential for usage of Aluminium extrusion remains bright.

### DIRECTORS

Mr. Sunil Kumar Shandilya, Executive Director, Mr. Rajesh Jain, Non Executive Independent Director and Mr. Rajinder Prakash Gupta, Non Executive Independent Director are due to retire by rotation at the conclusion of the forthcoming Annual General Meeting and being eligible, offer themselves for re-appointment. The brief resume of the aforesaid directors and other information have been detailed in the Corporate Governance Section of this report. Your Directors recommend their re-appointment as Directors of your Company.

### FIXED DEPOSITS

Your Company has not accepted any fixed Deposit during the year 2011-12 and there are no outstanding fixed deposits from the public as on 31st March 2012.

### PERSONNEL AND HUMAN CAPITAL

Your Company acknowledges that the role of Human Resources continues to remain strategic to organization's success. Management of the human resources is a key focus for your Company with processes and policies aligned

to enable employees to meet their career objectives. The industrial relations remained cordial throughout the year. Statement U/S 217 (2A) of the companies Act,1956 read with the company (particulars of employee) Rule 1975 for the year ended March 2012.

S. No.	Employee Name	Designation	Nature of Duties	Qualification	Total Work Experience (yrs.)	Age years	Remuneration (₹)
1.	Ravinder Nath Jain	Executive Chairman	Overall Control	Graduate	32	53	36,00,000/-
2.	Mohinder Jain	Managing Director	Purchase, Sale & Misc.	Graduate	32	50	36,00,000/-

## INTERNAL CONTROL SYSTEMS AND THEIR ADEQUACY

The internal control structure of your company is adequately designed to ensure the effectiveness of its operations, propriety in the utilization of funds, safeguarding of assets from unauthorized use or disposition, true and fair reporting and compliance with all the applicable regulatory laws and company policies.

## QUALITY, RESEARCH & DEVELOPMENT

Quality is a way of life for the company and a key component for its success. Your Company ensures strict adherence to quality processes which are strictly benchmarked against world-class operating models and global practices.

Your Company believes that Research and Development in every aspect is an important path for improvisation of business. Particulars of activities relating thereto have been given in Annexure hereto.

## INSURANCE

All the insurable interests of your Company including inventories, building, plant and machinery and liabilities under legislative enactments are adequately insured.

## LISTING OF SHARES

Your Company's shares are listed and are being traded on the National Stock Exchange of India Limited & Bombay Stock Exchange Limited.

## CORPORATE GOVERNANCE

Pursuant to Clause-49 (VII) of the Listing Agreement a separate report on Corporate Governance forms part of the Annual Report. Your Company is compliant with the requirements of the Listing Agreement and necessary disclosures have been made in this regard in the Corporate Governance Report. The report on Corporate Governance is included as a part of the Annual Report.

A certificate from the statutory auditors of the Company regarding compliance with the conditions of Corporate Governance as stipulated under Clause 49 of the Listing Agreement is attached to the Corporate Governance Report.

## MANAGEMENT DISCUSSION AND ANALYSIS

A separate report on Management Discussion and Analysis relating to business and economic environment surrounding your company is enclosed as a part of the Annual Report.

## CONSERVATION OF ENERGY, TECHNOLOGY ABSORPTION, FOREIGN EXCHANGE EARNINGS AND OUTGO

Particulars in respect of conservation of energy, technology absorption, foreign exchange earning and outgo by the Company as per section 217(1) (e) of the Companies Act, 1956, are given as per Annexure of this report.

## AUDITORS

At the forth coming Annual General Meeting as per term of appointment of M/s Khandelwal & Khandelwal Associates, Chartered Accountants, Statutory auditors of your Company retire and are eligible for re-appointment. Your Directors recommend their re-appointment for the ensuing year.

## **COST AUDITOR**

As per the directive of Central Government pursuant to the provisions of Section 233B of the Companies Act, 1956, your Directors have re-appointed M/s. Vinod Bhatt & Co. a firm of Cost Accountants, to conduct the audit for the year ended 31st March, 2013.

## **DIRECTORS RESPONSIBILITY STATEMENT**

Pursuant to Section 217(2AA) of the Companies Act 1956, the Directors hereby confirm that:

- In preparation of the annual accounts, the applicable accounting standards have been followed.
- The accounting policies have been selected and applied consistently and the judgments and estimates made, are reasonable and prudent, so as to give a true and fair view of the state of affairs of the Company at the end of the financial year and of the profit of the Company for that period.
- Proper and sufficient care has been taken for the maintenance of adequate accounting records in accordance with the provisions of the Companies Act, 1956, for safeguarding the assets of the Company and for preventing and detecting fraud and other irregularities.
- The annual accounts have been prepared on a going concern basis.

## **APPRECIATION**

Your Directors wish to place on record their appreciation for the contribution made by employees at all levels to the continued growth and prosperity of your Company. Your Directors also wish to place on record their appreciation to the bankers, financial institutions, shareholders, dealers and customers for their continued support and assistance. Without their appreciable support it not possible for the company to stands in competitive market, therefore company seeks their support in future too.

For and on behalf of the Board

Date : 30th May 2012  
Place : New Delhi

**Ravinder Nath Jain**  
Executive Chairman



## ANNEXURE TO THE DIRECTOR'S REPORT

Particulars required Under Section 217 (1) (e) and under the Companies (Disclosures of Particulars in the Report of the Board of Directors) Rules, 1988.

### FORM A

#### CONSERVATION OF ENERGY

##### A) Energy conservation measures taken:

Energy conservation devices have been installed and the equipments are maintained properly to reduce energy consumption. The new system is being devised to reduce electric power, fuel and water consumption. Industrial lighting in the plant area has been optimized.

##### B) Additional investment and proposals for reduction of consumption of energy:

By relocating/ modifying the available equipments, energy conservation measures are being implemented

##### C) Total energy consumption and energy consumption per unit production:

Particulars	2011-12	2010-11
<b>POWER AND FUEL CONSUMPTION :</b>		
(i) Electricity Purchased (Units)	<b>3,352,828</b>	2,863,673
Total Amount (₹)	<b>20,538,666</b>	15,604,305
Rate per unit	<b>6.12</b>	5.45
(ii) Own Generation through D.G. Set:		
Generation Unit	-	-
Unit per liter of Oil	-	-
Cost per Unit	-	-
<b>CONSUMPTION PER UNIT OF PRODUCTION</b>		
Production in kgs	<b>3,166,322</b>	3,060,328
Consumption per unit of Production (per kg.)	<b>1.06</b>	0.94

### FORM B

#### DISCLOSURE OF PARTICULARS WITH RESPECT TO TECHNOLOGY ABSORPTION

##### Research & Development (R&D)

1. The R&D unit of your Company is carrying out the following activities to support the business goals of your Company:
  - Development of new products and processes related to extrusion.
  - Upgradation of products and processes to reduce environment and safety concerns.
  - Development of characterization techniques, analytical test methods and application techniques essential for product development, quality improvement, Cost benefits, supply chain flexibility and crisis management.
  - Value engineering and improving formulation efficiency of existing products.
2. Benefits derived:
  - Process improvements being continued for improving productivity and energy efficiencies.
  - Improvement in quality and environment:
3. Future plan of action:
  - To enhance technical capabilities to sustain its competitive position in the market:
  - To reduce process loss.
4. Expenditure on Research and development:
  - Research & development is an integrated and ongoing business activity for which no separate business expenditure is allocated and identified.

##### Technology Absorption, Adaptation & Innovation

All developments were done indigenously.

##### FOREIGN EXCHANGE EARNING AND OUTGO

₹ in Lakhs

Particulars	2011-12	2010-11
a) Foreign Exchange Earnings (FOB Value of Exports)	<b>825.91</b>	754.74
b) Foreign Exchange Outgo	<b>1,305.74</b>	523.61

## **MANAGEMENT'S DISCUSSION AND ANALYSIS**

### **MACRO-ECONOMIC SCENARIO AND OPPORTUNITIES**

The domestic primary aluminium industry is around 5% of the Global Aluminium Industry. The Indian aluminium extrusion market has an installed capacity of approx 5,20,000 MT per annum which is likely to see double digit growth over next few years owing to consistently growing demand from architectural, building, construction and automobile sectors. The per capita consumption of aluminium metal in developed countries is about 20 to 30 Kgs. However, in India, the per capita consumption of aluminium is only 1.3 Kgs. Thus there is a vast scope for the industry to develop under the current scenario.

### **THREATS**

The aluminium industry is affected to a large extent by the volatility in the aluminium raw material prices, foreign exchange fluctuations and low quality aluminium products being dumped by neighboring countries.

### **BUSINESS REVIEW**

This year Company has obtained permission for expansion from M.P. Trade and Investment Facilitation Corporation Limited. According to this approval, the capacity has been increased from existing level to 9000 MT p.a. Accordingly Company has geared-up marketing activities and production, so as to achieve Production and sale of 9000 MT in 2 years time.

### **FUTURE OUTLOOK**

The future for Aluminium and Aluminium extrusion in India is very promising with the low per capita consumption in the country coupled with high and good quality reserves of Bauxite. Awareness of the utility of aluminium in various industrial sectors is growing and it provides a lower cost option as to use of various metals in different sectors.

### **RISK AND CONCERN**

The Company identifies all type of risk at an early stage which helps it to control them better. The risks are normally perceived from Price fluctuation, government policies, market competition and retention of manpower.

### **QUALITY CONTROL**

To produce good quality of Aluminium extrusion by and large there are 23 parameters to check. On account of quality, your Company is enjoying good Brand image and the Brand Leadership is maintained. All parameter checks on Quality Control are adhered to. This year the Quality Control Staff have been augmented from 6 to 14 No. which shows the commitment of your Company in achieving high quality norms.

### **REVIEW OF COMPANY'S OPERATION**

The turnover during the year was ₹ 12061.67 Lakhs as compared with ₹ 13340.31 Lakhs in the previous year which was due to lower trading sales.

The net profit after tax is ₹ 40.23 Lakhs which is lower compared with ₹ 84.32 Lakhs in the previous year. The profitability was lower due to volatility in market.

### **INTERNAL CONTROL SYSTEMS AND THEIR ADEQUACY**

The Company has internal control system commensurate with its size and nature of business, to ensure that all assets are safeguarded and protected against unauthorized use and that all transactions are authorized, recorded and correctly reported. The internal risks are identified which in turn are allocated to respective designated owners to manage and control the risks. Assets are fully insured against all threats to mitigate risks against unforeseen events.

## **STATUTORY COMPLIANCE**

All the statutory compliance with respect to SEBI regulations, provisions of the listing agreement with the Stock Exchanges, Income Tax Act, Sales Tax Act, Companies Act, 1956 and all other applicable Acts, and Rules & Regulations are complied with.

## **INDUSTRIAL RELATIONS & HUMAN RESOURCE MANAGEMENT**

The Company has always valued its workforce as their biggest asset. The Company has pool of competitive, dedicated and enthusiastic personnel which is the driving force behind its accelerated growth. The Company's policies and practices ensure a favourable working environment with innovation and motivation. The Company has always put great emphasis on training and honing the skills of staff at various levels.

The industrial relations continued to remain cordial at all levels of employees during the year.

## **HEALTH & SAFETY**

The Company continuously focuses on the health and safety of all its workers and staff. Adequate safety measures have been taken at the plant for the prevention of accidents or other untoward incident. The necessary medical facilities are available for the workers and staff to maintain good health.

## **CAUTIONARY STATEMENT**

Statements in the Management's Discussion and Analysis report describing the Company's objections, estimates and expectations may be "forward looking statements" within the meaning of applicable laws and regulations and futuristic in nature. Actual performance may differ materially from those either expressed or implied. Such statements represent intentions of the management and the efforts put in to realize certain goals. The success in realizing these depends on various factors both internal and external. Investors, therefore, are requested to make their own independent judgment before taking any investment decisions.

## **REPORT ON CORPORATE GOVERNANCE**

Clause 49 of the listing agreement with the Indian Stock Exchanges stipulates the norms and disclosure standards that have to be followed on corporate governance by listed Indian companies.

### **COMPANY'S PHILOSOPHY**

A good corporate governance process aims to achieve balance between shareholders interest and corporate goals by providing long term vision of its business and establishing systems that help the board in understanding and monitoring risk at every stage of the corporate evolution process to enhance the trust and confidence of the stakeholders without compromising with laws and regulations.

The Company's philosophy on corporate governance encompasses achieving balance between individual interests and corporate goals through the efficient conduct of its business and meeting its obligations in a manner that is guided by transparency, accountability and integrity. Accountability improves decision-making and transparency helps to explain the rationale behind decisions and to build stakeholder's confidence.

At Maan Aluminium Limited, we strive towards excellence through adoption of best governance and disclosure practices.

### **GOVERNANCE STRUCTURE**

#### **BOARD OF DIRECTORS**

The Board of Directors of the Company comprises of Ten Directors, which includes Four Promoter Directors, one Executive Director and five Independent Directors.

#### **Directors' Profile**

Brief resume of all the Directors, nature of their expertise in specific functional areas and names of companies in which they hold directorships, memberships/chairmanships of board Committees are provided below:

**1. Mr. Ravinder Nath Jain**

Mr. Ravinder Nath Jain aged 53, is a dedicated businessman. He was appointed director of the company on 24<sup>th</sup> December 2009. He has career spanning over 32 years in the field of aluminum business. He has created a successful business set up in India. He is also on Board of M/s SMW Metal Pvt. Ltd

**2. Mr. Mohinder Jain**

Mr. Mohinder Jain aged 50, is an enthusiastic businessman. He was appointed director of the company on 24<sup>th</sup> December 2009. He has career spanning over 32 years in the field of aluminum business. He is an efficient entrepreneur with energy to work hard. He is also on Board of M/s SMW Metal Pvt. Ltd.

**3. Mr. Adish Jain**

Mr. Adish Jain aged 25 years, is a graduate in Business administration. He is a promoter Director of the company since 29<sup>th</sup> May 2010. He is also on Board of M/s SMW Metal Pvt. Ltd.

**4. Mr. Aditya Jain**

Mr. Aditya Jain aged 24 years, is a graduate in Business Administration. He is a promoter Director of the company since 1<sup>st</sup> April, 2011. He is also on Board of M/s SMW Metal Pvt. Ltd.

**5. Mr. Sunil Kumar Shandilya**

Mr. Sunil Kumar Shandilya aged 60 years holds degree in Science. He is director of the company since 20<sup>th</sup> July 2009. He is associated with aluminium extrusion industry for over 39 years.

**6. Mr. Rajesh Jain**

Mr. Rajesh Jain aged 54 years is a graduate. He is an Independent director of the company since 14<sup>th</sup> January 2010.

**7. Mr. Parveen Kumar Adlakha**

Mr. Parveen Kumar Adlakha aged 60 years is a post graduate in science. He is director of the company since 14<sup>th</sup> January 2010. He is an Independent Director. He has 38 years experience in banking and finance.

**8. Mr. Ashok Jain**

Mr. Ashok Jain aged 59 years is a graduate. He is director of the company since 29<sup>th</sup> January 2010. He is an Independent Director. He has 36 years experience in running business in various capacities.

**9. Mr. Rajinder Prakash Gupta**

Mr. Rajinder Prakash Gupta aged 60, is a Chartered Accountant, He is expert in Finance, Taxation and Auditing. He is an Independent director of the Company since 29<sup>th</sup> May, 2010.

## 10. Mr. Amit Jain

Mr. Amit Jain aged 27 years is a post graduate diploma in marketing in Business Administration from Symbiosis centre of distance learning, Pune. He is an independent director of the company since 1st April, 2011.

### Board meetings held and Directors attendance record, Directorship in other companies etc.

The Board meets at least once in a quarter to consider among other businesses, quarterly performance and quarterly results. During the year eight Board meetings were held on following dates, i.e., 01.04.2011, 28.05.2011, 11.06.2011, 27.07.2011, 12.08.2011, 24.10.2011, 11.11.2011 and 13.02.2012

Name of the Directors	Nature of Directorship	Date of Joining the Board	Attendance		Number of Directorship in other Companies*	Committee position in other Companies	
			At the Board Meeting	At the last AGM		Committee Member	Committee Chairman
Mr. Ravinder Nath Jain	Promoter Director	24.12.2009	7	No	-	-	-
Mr. Mohinder Jain	Promoter Director	24.12.2009	8	Yes	-	-	-
Mr. Sunil Kumar Shandilya	Executive Director	20.07.2009	7	Yes	-	-	-
Mr. Adish Jain	Promoter Director	29.05.2010	7	Yes	-	-	-
Mr. Aditya Jain	Promoter Director	01.04.2011	7	No	-	-	-
Mr. Rajesh Jain	Non Executive Independent Director	14.01.2010	8	Yes	-	-	-
Mr. Praveen Kumar Adlakha	Non Executive Independent Director	14.01.2010	2	Yes	-	-	-
Mr. Ashok Jain	Non Executive Independent Director	29.01.2010	7	Yes	-	-	-
Mr. Rajinder Prakash Gupta	Non Executive Independent Director	29.05.2010	7	No	-	-	-
Mr. Amit Jain	Non Executive Independent Director	01.04.2011	8	Yes	-	-	-

\* Excludes directorship in Maan Aluminium Limited, Alternate directorships, directorships in private Limited Companies and Foreign companies. As per the disclosure(s) received from the directors, none of the Directors have directorship in more than 15 Companies.

\*\* For the purpose of considering the limit of the committee membership and chairmanships of the Director, the Audit Committee and the Shareholders/Investors Grievance Committee of Public Listed committee have been considered. None of the director is a member of more than 10 Board level committees or Chairman of more than 5 such committees.

\*\*\* Sitting fees for all the meetings attended by the independent Directors were duly paid to them.

### Remuneration to Directors

Salary amounting to ₹ 36 Lakhs were paid to each of Mr. Ravinder Nath Jain, Executive Chairman and Mr. Mohinder Jain, Managing Director.

₹ 9.83 Lakhs were paid to Mr. Sunil Kumar Shandilya, Executive director of the company.

## Availability of information to the Board

The board has unfettered and complete access to any information within the Company. The information regularly supplied to the Board included the following:

- Minutes of the Board meeting, minutes of the Audit Committee meeting and abstract of the circular resolution passed.
- Quarterly, Half-yearly and annual results of the Company
- Annual operating plans and budgets, capital budgets and updates.
- Materially important litigations, show cause, demand, prosecution and penalty notices.
- Any issues that involve possible public or product liability claims of a substantial nature.
- Sale of material nature, of investments, assets, etc. which are not in the normal course of business.
- General notices of interest.
- Dividend data.
- Significant development on the human resources front.

## Code of Conduct

The Board of Directors plays an important role in ensuring good governance and have laid down the code of conduct applicable to all Board members and senior executives of the company. All board members and senior executives have confirmed compliance of the code of conduct.

## COMMITTEES OF THE BOARD

### Audit Committee

The Audit committee reports to the Board of Directors and is primarily responsible for:

- Appointment and changes of the statutory auditors and internal auditors;
- Assess the independence and objectivity of the auditors and to ensure that the nature and amount of non audit works does not impair the auditor's independence and objectivity;
- Fix the remuneration of statutory auditors;
- Review reports of the statutory auditors and internal Auditors;
- Review critical accounting policies and any changes to such policies;
- Review of the quarterly and annual financial statements of the company before presentation to the Board;
- Review and approve any transactions with related parties;
- Review and assess the effectiveness of systems for internal financial control, financial reporting and risk management and compliance control with management and auditors;
- Review any material breaches of compliance against regulations applicable to the Company;
- Any other matter referred to the Audit Committee by the Board of Directors of the Company.

The composition procedure, roles, powers and the terms of reference of the Audit Committee are as stipulated in Section 292 A of the Companies Act, 1956 and Clause 49 of the listing Agreement.

The Audit committee of your company constitutes of two Independent Directors and one Executive Director. Company Secretary of the Company is the Secretary to the committee.

The Audit committee met four times during the year i.e. on 28.05.2011, 12.08.2011, 11.11.2011 and 13.02.2012. Details of attendance of the members of the Committee are as follows:

Name of members	Designation	No. of Meeting held during their tenure	Attendance	Whether Attended last AGM
Mr. Rajesh Jain	Chairman	4	4	Yes
Mr. Mohinder Jain	Member	4	4	Yes
Mr. Rajinder Prakash Gupta	Member	4	4	No

## SHAREHOLDER'S / INVESTOR'S GRIEVANCE COMMITTEE

The Board has constituted Shareholder's / Investor's Grievance Committee chaired by Directors to specifically look into the redressal of Shareholder's complaints.

The share Holder's / Investor's Grievance Committee consists of the following:

Name of the Director	Designation
Mr. Rajesh Jain	Chairman
Mr. Ravinder Nath Jain	Member
Mr. Mohinder Jain	Member

Mr. Bijender Kumar Rithaliya, Chief Finance Officer and Company Secretary acts as the Secretary to the Committee. The terms of reference of the committee include the following:

- To specifically look into complaints received from the shareholders of the Company.
- To oversee the performance of the Registrar and Transfer Agent of the company.
- To recommend measures for over all improvement in the quality of services to the investors.

#### Name and Designation of Compliance Officer:

Mr. Bijender Kumar Rithaliya, Chief Finance Officer and Company Secretary

Details pertaining to the number of complaints received, resolved and the status thereof during the financial year ended 31<sup>st</sup> March 2012 is given as follows:

Nature of Complaints	Received during the year	Addressed during the year
Non receipt of share certificates	7	7
Non receipt of dividend warrant	5	5
Non receipt of Annual Report	2	2
Other/Miscellaneous	3	3
Total	17	17

Shares held by Directors as on 31<sup>st</sup> March 2012

Sr No.	Name of Directors	No. of shares held	% of shareholding
1	Mr. Ravinder Nath Jain	842196	24.91
2	Mr. Mohinder Jain	913121	27.01
3.	Mr. Adish Jain	69383	2.05
4.	Mr. Aditya Jain	140000	4.14
5.	Mr. Amit Jain	2900	0.09

#### CEO/CFO CERTIFICATION

As required by Clause 49(V) of the listing Agreement the CEO/CFO certificate signed by Mr. Ravinder Nath Jain, Executive Chairman and Mr. Bijender Kumar Rithaliya, Chief Finance Officer was placed before the Board of Directors at their meeting held on 30th May,2012.

#### GENERAL BODY MEETINGS

(i) The details of Annual General Meeting held in last three years are as follows:

AGM	DAY	DATE	TIME	VENUE
6 <sup>th</sup> AGM	Friday	22 <sup>nd</sup> Sep 2009	4.30 p.m.	Hotel Karl Residency, Lallubhai Park Road, Andheri(W) Mumbai -58
7 <sup>th</sup> AGM	Thursday	30 <sup>th</sup> Sep 2010	10.30 a.m	The Connaught , 37, Shaheed Bhagat Singh Marg, New Delhi -110001
8 <sup>th</sup> AGM	Friday	30 <sup>th</sup> Sep 2011	10.30 a.m	The Connaught , 37, Shaheed Bhagat Singh Marg, New Delhi -110001

(ii) All special resolutions set out in the notices were passed by requisite majority by the shareholders in the respective meeting.

## DISCLOSURE

### a) Disclosure on materially significant related party transactions:

The Company has not entered into any other transaction of the material nature with the promoters, directors or the management, their subsidiaries or relatives etc. that may have potential conflict with the interest of the company at large. Attention of the members is drawn to the disclosures of transactions with related parties as set out in Note No 28 on Financial Statements for the Year ended 31st March, 2012.

### b) Disclosure of compliance(s) by the company:

The company has complied with all the requirements of the Stock Exchange and Securities and Exchange Board of India on matters related to capital markets as applicable from time to time. There were no penalties imposed or strictures passed against the Company by the statutory Authorities in this regards.

### c) Disclosure of accounting treatment:

The company follows Accounting standards prescribed by the Companies (Accounting Standards) Rules, 2006 and relevant provision of the companies Act, 1956 and in preparation of the financial statement the company has not adopted a treatment different from that prescribed in the Accounting Standards.

### d) Disclosure of compliance with Mandatory Requirement

The Company has complied with the provision of Clause 49 of the Listing Agreement.

### e) Code of conduct for the Board of Directors and Senior Management personnel of the Company have been complied with.

### f) Code of conduct for prevention of Insider Trading has been put in place and is followed.

## Management Discussion and Analysis.

This Annual Report has a detailed section on Management Discussion and Analysis.

## MEANS OF COMMUNICATION

**Quarterly Results:** Quarterly Results are published in two newspapers, one in the English language and the other in the vernacular language, circulating in the place where the registered office of the Company is situated.

**News Release Presentations :** Official news releases are displayed on the Company's website.

**Website:** Detailed information regarding company is available for the investors at the company website [www.maanaluminium.org](http://www.maanaluminium.org)

**Annual Report:** Annual Report containing inter alia Audited Annual Accounts, Director's report, Auditor's Report, Corporate Governance Report along with management discussion & Analysis are circulated to members and others entitled thereto.

**E-mail:** [nvstrcomplaint@gmail.com](mailto:nvstrcomplaint@gmail.com) mail id has been formed exclusively for investor servicing.

## GENERAL SHAREHOLDER INFORMATION

### Annual General Meeting

Date : 29.09.2012

Time : 10.30 A.M.

Shareholders Meeting will be held at

The Connaught, 37, Shaheed Bhagat Singh Marg, Next to Shivaji Stadium, New Delhi -110001

### Financial Calendar/ Year

1<sup>st</sup> April, 2011 to 31<sup>st</sup> March, 2012

### Book Closure

20th September, 2012 to 28th September, 2012 (both days inclusive)

### Listing

The Companies Shares are listed on the following:

- Bombay Stock Exchange Limited  
Phiroze Jeejeebhoy Towers, 25th Floor, Dalal Street, Mumbai- 400023
  - National Stock Exchange of India Limited  
Exchange Plaza, 5th Floor, Plot No. C/1, G Block, Bandra Kurla Complex, Bandra (East), Mumbai -400051
- Listing Fees for the year 2012-13 have been paid to the respective Stock Exchanges.



## Depository

### National Securities Depository Limited

Trade world, Fourth Floor, Kamala Mills Compound, Senapati Bapat Marg, Lower Parel, Mumbai-400013

### Central Depository Services (India) Limited

16th Floor, P. J. Towers, Dalal Street, Fort, Mumbai – 400001

Custodial fees for the year 2012-13 have been paid to the respective depositories.

## ISIN

The International Security Identification Number (ISIN) allocated to the company by the National Securities Depository Limited (NSDL) and Central Depository Services (India) Limited (CDSL) is INE215I01019.

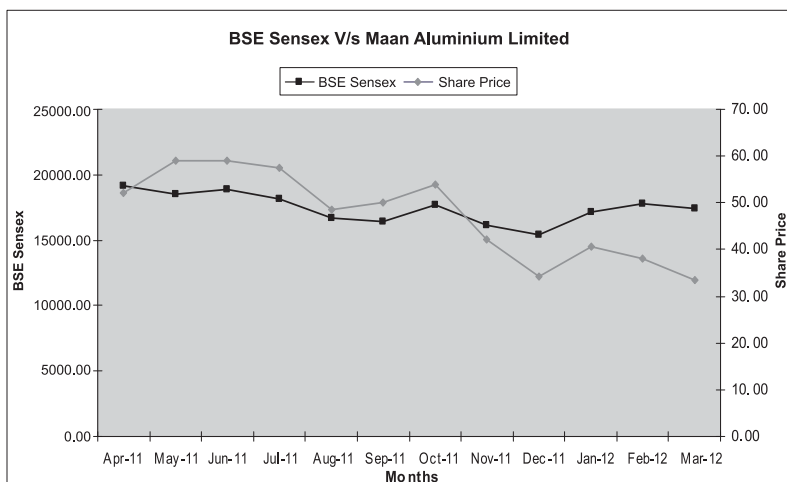
## Stock Codes

Stock Exchange	Code
National Stock Exchange of India Limited	MAANALU
Bombay Stock Exchange Limited	532906

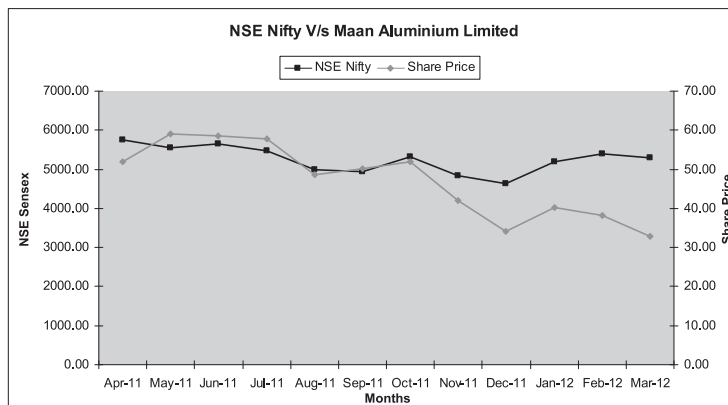
## Stock Price Data

Month	Bombay Stock Exchange			National Stock Exchange		
	High (₹)	Low (₹)	Volume (Nos.)	High (₹)	Low (₹)	Volume (Nos.)
Apr-11	58.30	49.05	7,310	57.75	47.20	13,934
May-11	68.00	50.50	141,094	67.70	47.75	214,063
Jun-11	64.45	54.00	9,499	63.70	54.50	45,323
Jul-11	64.35	53.70	6,109	61.00	56.30	16,592
Aug-11	60.00	45.05	15,689	63.90	46.40	27,101
Sep-11	62.40	45.15	6,940	59.90	47.25	33,841
Oct-11	59.95	46.20	6,045	56.80	47.00	7,077
Nov-11	53.95	41.30	6,922	53.80	41.10	7,744
Dec-11	45.00	34.00	14,042	45.75	34.00	6,275
Jan-12	46.00	32.80	6,623	43.00	32.75	8,970
Feb-12	46.95	36.10	12,244	45.60	36.00	10,187
Mar-12	46.80	30.45	5,543	43.75	31.00	15,387

## STOCK PRICE MOVEMENT IN BSE



## STOCK PRICE MOVEMENT IN NSE



### Share Transfer System

The applications and request received by your company for transfer of shares held in physical form are processed and the share certificates for the same are sent to the transferee within the stipulated period under the Companies Act, 1956 and the listing Agreement. A summary of all transfers, transmissions, deletion requests, etc are placed before the Board of Directors from time to time for their review.

### Distribution of Shareholding

The distribution of Shareholding of the Company by number of shares held on 31<sup>st</sup> March 2012.

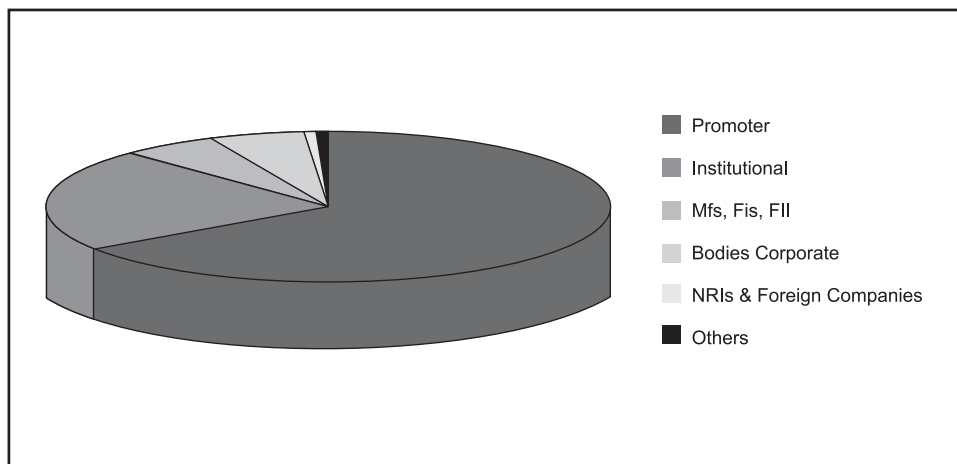
Particulars	Shareholders		Share Allotted/held	% of Total
	Number	% of Total		
1- 500	12150	98.43	426549	12.62
501- 1000	90	0.73	72118	2.13
1001- 2000	42	0.34	61656	1.82
2001- 3000	18	0.15	44670	1.32
3001- 4000	6	0.05	21106	0.63
4001- 5000	5	0.04	23187	0.69
5001- 10000	14	0.11	99670	2.95
10001 and above	19	0.15	2631348	77.84
<b>TOTAL</b>	<b>12344</b>	<b>100.00</b>	<b>3380304</b>	<b>100.00</b>

The distribution pattern of Shareholding of the Company as on 31<sup>st</sup> March 2012 is as follows:

	Category of Shareholders	Total No. of Shares	Percentage to total no. of shares
<b>(A)</b>	<b>Shareholding of promoters and promoter Group</b>		
<b>1</b>	<b>Indian</b>		
(a)	Individuals/HUF	2207850	65.32
(b)	Bodies Corporate	0	0
(c)	Relatives of Promoters	0	0
	<b>Sub Total (A) (1)</b>	<b>2207850</b>	<b>65.32</b>
<b>2</b>	<b>Foreign</b>		
(a)	Individual	0	0
(b)	Bodies Corporate	0	0
(c)	Institutions	0	0
	<b>Sub-Total (A)(2)</b>	<b>0</b>	<b>0</b>
	<b>Total shareholding of Promoters &amp; Promoter Group (A)= (A)(1)+(A)(2)</b>	<b>2207850</b>	<b>65.32</b>

	Category of Shareholders	Total No. of Shares	Percentage to total no. of shares
<b>(B)</b>	<b>Public Shareholding</b>		
<b>1</b>	<b>Institutions</b>		
(a)	Mutual Funds/UTI	536	0.02
(b)	Financial Institutions/Banks	186222	5.51
(c)	Foreign Institutional Investors	9	0
	<b>Sub Total (B1)</b>	186967	5.53
<b>2</b>	<b>Non Institutions</b>		
(a)	Bodies Corporate	176795	5.23
(b)	Individual		
	i) Individual shareholders holding nominal share capital upto ₹ 1 Lakhs	636187	18.82
	ii) Individual shareholders holding nominal share capital in excess of ₹ 1 Lakhs	122342	3.62
(c)	Clearing Members	26041	.77
(d)	Non Resident Indians (Repatriable)	15941	0.47
(e)	Non Resident Indians (Non – Repatriable)	5417	0.16
(f)	Foreign Companies	2764	0.08
	<b>Sub Total (B2)</b>	985487	29.15
	<b>Total Public Shareholding B = (B1) + (B2)</b>	1172454	34.68
	<b>TOTAL (A)+(B)</b>	3380304	100.00
<b>(C)</b>	<b>Shares held by custodian</b>		
	<b>Total (C)</b>	0	0
	<b>Total (A) + (B) + (C)</b>	3380304	100.00

The Shareholding pattern as on 31<sup>st</sup> March 2012 is as under:



#### Details of Company's Dematerialized & Physical Shares

Particulars	Number of Shares	Percentage
In Physical form	110317	3.26
In Demat form	3269987	96.74
<b>TOTAL</b>	3380304	100.00

Shareholders, who still continue to hold shares in physical form, are requested to dematerialize their shares at the earliest and avail of the various benefits of dealing in securities in electronics/dematerialised form. The shareholders have the option to hold Company's shares in demat form through the National Securities Depository Limited (NSDL) or Central Depository Securities Limited (CDSL).

### SECRETARIAL AUDIT REPORT

The Company has appointed an independent practising Company Secretary to conduct secretarial audit. The quarterly audit reports are placed before the Board.

**OTHER INFORMATION:** Corporate Identification Number L30007DL2003PLC214485

Top ten Shareholders of the Company in the non promoter group as on 31<sup>st</sup> March 2012 are as under:

Sr. No.	Shareholder's Name	No. of shares	% of Share Capital
1	Heera Lal Bhasin	35748	1.06
2	Neena Bothra	27596	0.82
3	Sanjeev Kumar Jain	25369	0.75
4	Atul Jain	20054	0.59
5	Sanjay Gulabchand Bafna, Rajendra Gulabchand Bafna	13575	0.40
6	Rajesh Gupta	10000	0.30
7	Snehalatha Singhi	10000	0.30
8	Alban B Pereira	9319	0.28
9	A K Jain	8426	0.25
10	Moti Lal Bhasin	6692	0.20

### Shareholders holding shares in physical form

Investors who would like to avail this facility and are holding shares in physical form may send in their ECS Mandate Form, duly filled in to the Company's Registrar and Transfer Agent, Link Intime India Pvt. Limited, A-40, 2nd Floor, Naraina Industrial Area, Phase-II, Near Batra Banquet Hall, New Delhi – 110028.

### Shareholders holding share in Electronic/Demat form

Investors holding shares in demat or electronics form may send their ECS mandate Form, duly filled in to the concerned Depository Participant (DP) directly in the format prescribed by the DP. Pursuant to the depository regulations, the Company is obliged to pay dividend on dematerialized shares as per the details furnished by the concerned DP. The Company or the Registrar & Transfer Agent cannot make any change in the records received from the Depository.

### Nomination facility

Pursuant to the provision of Section 109 A of the Companies Act 1956, members are entitled to make a nomination in respect of the shares held by them. Members holding shares in physical form and desirous of making a nomination are requested to send their request in Form 2B, to the Companies Registrar & Transfer Agent. Members holding shares in dematerialized form are requested to give the nomination request to their respective Depository Participant directly.

### Outstanding GDRs/ADRs/Warrants/Convertible Instruments and their impact on equity

The Company do not have any outstanding GDRs/ADRs/Warrants/Convertible Instruments.

### Registrar & Transfer Agent

Link Intime India Pvt. Limited is the Registrar & Transfer Agent of the Company. Shareholders, beneficial owners and depository participants are requested to send the correspondence relating to the Company's share transfer etc. at the following address:

M/s. Link Intime India Pvt. Limited  
A-40, 2nd Floor, Naraina Industrial, Area, Phase-II,  
Near Batra Banquet Hall, New Delhi – 110028.  
Ph: 011-41410592/3/4  
Fax: 011-41410591  
Email: delhi@linkintimeindia.co.in

**Email id for investor grievance**

The e-mail address of the Company for investor grievance is nvstrcomplaint@gmail.com

**Plant Location**

Plot No. 67 & 75, Sector No.1, Pithampur Industrial Area, Pithampur, District: Dhar (MP) Ph: 07292-253618, 07292-253446

**Address for correspondence**

Registered Office:  
3/8, Second Floor, Asaf Ali Road, New Delhi-110002.

**DECLARATION OF COMPLIANCE WITH THE CODE OF CONDUCT**

As provided under clause 49 of the listing Agreement with the Stock Exchange, the Board members and senior Management Personnel have affirmed compliance with Code of Conduct for the year ended 31<sup>st</sup> March 2012.

For and on behalf of Board of Directors

Date : 30<sup>th</sup> May 2012  
Place : New Delhi

**Ravinder Nath Jain**  
Executive Chairman

## CEO & CFO CERTIFICATION

To,  
The Board of Directors,  
**Maan Aluminium Limited**  
3/8, 2nd Floor, Asaf Ali Road, New Delhi-110002

**Sub: Certification by the CEO & CFO on Financial Statements of the Company for  
the year ended 31st March 2012**

We, the undersigned, in our respective capacities as Chief Executive Officer and Chief Finance Officer of Maan Aluminium Limited, to the best of our knowledge and belief certify that:

- a) We have reviewed financial statements and the cash flow statement for the year ended 31st March, 2012 and based on our knowledge and belief, we state that:
  - (i) these statements do not contain any materially untrue statement or omit any material fact or contain any statements that may be misleading.
  - (ii) these statements together present a true and fair view of the Company's affairs and are in compliance with existing accounting standards, applicable laws and regulations.
- b) We further state that to the best of our knowledge and belief, there are no transactions entered into by the Company during the year which are fraudulent, illegal or violative of the Company's code of Conduct.
- c) We are responsible for establishing and maintaining internal controls and for evaluating the effectiveness of the same over the financial reporting of the Company and have disclosed to the Auditors and the Audit Committee, deficiencies in the design or operation of internal controls, if any, of which we are aware and the steps have been taken or proposed to be taken to rectify these deficiencies.
- d) We have indicated, based on our most recent evaluation, wherever applicable, to the Auditors and the Audit Committee:
  - (i) Significant changes, if any, in the internal control over financial reporting during the year;
  - (ii) Significant changes, if any, in the accounting policies made during the year and that the same has been disclosed in the notes to the financial statement; and
  - (iii) Instances of significant fraud of which we have become aware and the involvement therein, if any, of the management or an employee having significant role in the Company's internal control system over financial reporting.

Date : 30th May, 2012  
Place : New Delhi

**Ravinder Nath Jain**  
Executive Chairman &  
Chief Executive Officer

**Bijender Kumar Rithaliya**  
Chief Finance Officer

---

## AUDITOR'S REPORT ON CORPORATE GOVERNANCE

To  
The Member of  
**Maan Aluminium Limited**

We have examined the compliance of conditions of corporate governance by Maan Aluminium Limited for the year ended 31st March, 2012 as stipulated in Clause 49 of the Listing Agreement of the said Company with the Stock Exchanges.

The compliance of conditions of corporate governance is the responsibility of the management. Our examination was limited to procedures and implementation thereof, adopted by the Company for ensuring the conditions of Corporate Governance. It is neither an audit nor an expression of opinion on the financial statements of the Company.

In our opinion and to the best of our information and according to the explanations given to us, we certify that the Company has complied with the conditions of corporate governance as stipulated in the above mentioned Listing Agreement.

We further state that such compliance is neither an assurance as to the future viability of the Company nor the efficiency or effectiveness with which the management has conducted the affairs of the Company.

For **Khandelwal and Khandelwal Associates**  
Chartered Accountants

**(Durgesh Khandelwal)**  
Partner  
Membership No. 077390

Place : New Delhi  
Dated: 30.05.2012

## AUDITORS' REPORT

To  
The Members of  
**MAAN ALUMINIUM LIMITED**  
(Formerly known as MAN ALUMINIUM LIMITED)

1. We have audited the attached Balance sheet of **MAAN ALUMINIUM LIMITED formerly known as MAN ALUMINIUM LIMITED** ("the Company") as at 31st March, 2012 and also the Profit & Loss Account and the Cash Flow Statement of the Company for the year ended on that date, both annexed thereto. These financial statements are the responsibility of the Company's management. Our responsibility is to express an opinion on these financial statements based on our audit.
2. We conducted our audit in accordance with auditing standards generally accepted in India. Those standards require that we plan and perform the audit to obtain reasonable assurance about whether the financial statements are free of material misstatements. An audit includes examining on a test basis, evidence supporting the amounts and disclosures in the financial statements. An audit also includes assessing the accounting principles used and significant estimates made by management, as well as evaluating the overall financial statement presentation. We believe that our audit provides a reasonable basis for our opinion.
3. As required by the Companies (Auditor's Report) Order, 2003 (as amended), issued by the Central Government of India in terms of Section 227 (4A) of the Companies Act, 1956, We Annex hereto a statement on the matters specified in paragraphs 4 and 5 of the said order.
4. Further to our comments in the Annexure referred to in paragraph 3 above, We report that:
  - a) We have obtained all the information and explanations which to the best of our knowledge and belief were necessary for the purpose of our audit;
  - b) In our opinion, proper books of accounts as required by law have been kept by the Company so far as appears from our examination of the books of accounts of the Company;
  - c) The Balance Sheet, Profit & Loss Account and cash flow statement dealt with by the report are in agreement with the books of accounts of the company;
  - d) In our opinion, the Balance Sheet, Profit & Loss Account and cash flow statement dealt with by this report are in compliance with the accounting standards referred to in section 211(3C) of the Companies Act, 1956, and the Rules framed there under to the extent applicable;
  - e) On the basis of the written representations received from the Directors as on 31.03.2012 and taken on record by the board of directors, we report that none of the directors is disqualified as on 31.03.2012 from being appointed as a director of the Company in terms of clause (g) of sub section (1) of section 274 of The Company Act, 1956.
  - f) In our opinion and to the best of our information and according to the explanation given to us, said Accounts, read together with notes thereon, give the information required by the Companies Act, 1956 in the manner so required and give a true and fair view in conformity with the accounting principles generally accepted in India:
    - i) In the case of the Balance Sheet, of the state of affairs of the Company as at 31st March 2012;
    - ii) In the case of the Profit & Loss Account, of the Profit of the company for the year ended on that date;
    - iii) In the case of the cash flow statement, of the cash flows of the company for the year ended on that date.

For **Khandelwal and Khandelwal Associates**  
Chartered Accountants

Place : New Delhi  
Dated: 30.05.2012

**(Durgesh Khandelwal)**  
Partner  
Membership No. 077390  
Firm Registration No. 008389C

## **ANNEXURE REFFRED TO IN PARAGRAPH 3 OF OUR REPORT OF EVEN DATE TO THE MEMBERS OF MAAN ALUMINIUM LIMITED**

1. a) The Company has maintained proper records showing full particulars including quantitative details and situation of fixed assets.  
b) The fixed assets were physically verified during the year by the Management in accordance with a regular programme of verification which, in our opinion, provides for physical verification of all the fixed assets at reasonable intervals. According to the information and explanation given to us, no material discrepancies were noticed on such verification.  
c) There was no substantial disposal of fixed assets during the year.
2. a) The management has conducted physical verification of inventory at reasonable intervals during the year.  
b) The procedures of physical verification of inventory followed by the management are reasonable and adequate in relation to the size of the company and the nature of its business.  
c) The Company is maintaining proper records of inventory and no material discrepancies were noticed on physical verification.
3. a) The Company has not granted any loans during the year to the parties covered in the register maintained under section 301 of the Companies Act, 1956.  
b) In view of clause 4 (iii) (a) of the companies (Auditor's Report) Order, 2003, clause 4 (iii) (b, c & d) in respect of loan granted are not applicable to the company.  
c) The Company has not taken any loans from the companies, firms or others parties covered in the register maintained under section 301 of the Companies Act, 1956. Therefore provisions of clause (iii)(f), (iii)(g) of Paragraph 4 of Companies (Auditor's Report) Order 2003 are not applicable to the company.
4. In our opinion and according to the information and explanations given to us, there is an adequate internal control system commensurate with the size of the company and the nature of its business for the purchase of inventory and fixed assets and for the sale of goods and services. Further, on the basis of our examination of the books and records of the Company, and according to the information and explanations given to us, we have neither come across nor have been informed of any continuing failure to correct major weaknesses in the aforesaid internal control system.
5. a) Based upon the audit procedures applied by us and according to the information and explanations given to us, we are of the opinion that the particulars of contracts or arrangements referred to in section 301 of the Companies Act, 1956, have been entered in the register maintained under that section.  
b) In our opinion and according to the information and explanation to us, the transactions made in pursuance of contracts or arrangements entered in the register maintained under section 301 of the Companies Act, 1956 and exceeding the value of rupees five lakhs in respect of any party during the period have been made at prices which are reasonable having regard to the prevailing market prices at the relevant time.
6. The company has not accepted any deposits from the public within the meaning of section 58A, 58AA, or any other relevant provisions of the Companies Act, 1956 and the rules framed thereunder.
7. In our opinion, and according to information and explanation given to us, the company has an Internal Audit system commensurate with its size and the nature of its business.
8. We have broadly reviewed the cost records maintained by the Company pursuant to the Companies (Cost Accounting Records) Rules, 2011 prescribed by the Central Government under Section 209(1)(d) of the Companies Act, 1956 and are of the opinion that prima facie the prescribed cost records have been maintained. We have, however, not made a detailed examination of the cost records with a view to determine whether they are accurate or complete.
9. a) According to the information and explanations given to us, the Company is regular in depositing undisputed statutory dues, including dues pertaining to Income Tax, Cess and any other statutory dues with the appropriate authorities. However in some cases there were delays in depositing dues during the year by the Company with the appropriate authorities.  
b) According to the information and explanations given to us, no undisputed amount payable in respect of provident fund, income tax, wealth Tax, cess and other undisputed statutory dues were outstanding at the end of the year for a period of more than six months from the date they become payable.



- c) The disputed statutory dues that have not been deposited on account of matters pending before the appellate authorities are given as under:-

S. No.	Name of Statute	Nature of Dues	Period to which the amount relates	Amount	Forum where dispute is pending
1	Central Sales Tax Act, 1956	CST	2001-02	3,10,803/-	Asstt. Commissioner of Appeal
2	Central Sales Tax Act, 1956	CST	2002-03	2,83,040/-	Asstt. Commissioner of Appeal
3	Central Sales Tax Act, 1956	CST	2004-05	7,26,030/-	Asstt. Commissioner of Appeal
4	Central Sales Tax Act, 1956	CST	2005-06	4,12,106/-	Commissioner of Appeal
5	Central Excise Act, 1944	Excise Duty	2003-04	65,13,128/-	Jabalpur, High Court
6	Central Excise Act, 1944	Excise Duty	1999-2000	525,123/-	CESAT, Delhi
7	Central Excise	Excise Duty	2002-03	8,451/-	CESAT, Delhi

10. The Company has no accumulated losses as at 31st March, 2012, and it has not incurred cash losses in the financial year ended on that date or in the immediately preceding financial year.
11. The company has not defaulted in repayment of dues to any Financial Institution or Bank. The company has no debenture holders.
12. According to the information and explanations given to us, and based on the documents and records produced to us, the company has not granted loans and advances on the basis of security by way pledge of shares, debentures and other securities.
13. In our opinion and according to the information and explanations given to us, the nature of activities of the Company does not attract any special statute applicable to chit fund and nidhi / mutual benefit fund / Societies.
14. In respect of the Company's investments proper records have been maintained for all the transactions and contracts and entries therein have generally been made on timely basis. The investments have been purchased by the Company in its own name and the company did not have any investment as at 31st March, 2012.
15. According to the information and explanations given to us, the Company has not given guarantee for loans taken by others from banks or financial institutions; hence whether the terms and conditions are prejudicial to the interest of the company does not arise.
16. The Company has raised term loan during the year. The term loan raised during the year has been applied for the purposes for which they were raised.
17. According to the information and explanations given to us, and on an overall examination of Balance Sheet of the company, fund raised on short term basis have prima facie not been used for long term investment.
18. According to the information and explanation given to us, the Company has not made any preferential allotment of shares to parties and companies covered in the register maintained under Section 301 of the Act during the year.
19. The company has not issued debentures during the year, hence the question of whether security or charge has been created in respect of said debentures issued, does not arise.
20. During the period covered by our audit report, the Company has not raised any money by public issue.
21. Based upon the audit procedures performed by us, to the best of our knowledge and belief and according to the information and explanations given to us by the management, no fraud on, or by the Company, has been noticed or reported during the period that causes the financial statements to be materially misstated.

**For Khandelwal and Khandelwal Associates**  
Chartered Accountants

Place : New Delhi  
Dated: 30.05.2012

**(Durgesh Khandelwal)**  
Partner  
Membership No. 077390  
Firm Registration No. 008389C

## BALANCE SHEET AS AT 31st MARCH 2012

(Amount in ₹)

PARTICULARS	Note No.	AS AT MARCH 31, 2012	AS AT MARCH 31, 2011
<b>A. EQUITY AND LIABILITIES</b>			
<b>1 Shareholders' funds</b>			
(a) Share capital	2	33,803,040	33,803,040
(b) Reserves and surplus	3	230,188,785	225,192,003
		<b>263,991,825</b>	<b>258,995,043</b>
<b>2 Non-current liabilities</b>			
(a) Long-term borrowings	4	27,937,978	368,745
(b) Deferred tax liabilities (net)	5	15,049,642	16,346,971
(c) Other long-term liabilities	6	2,685,268	2,340,268
		<b>45,672,888</b>	<b>19,055,984</b>
<b>3 Current liabilities</b>			
(a) Short-term borrowings	7	55,459,521	69,972,130
(b) Trade payables	8	98,275,565	39,676,527
(c) Other current liabilities	9	26,129,744	6,076,265
(d) Short-term provisions	10	5,106,055	10,002,864
		<b>184,970,885</b>	<b>125,727,786</b>
<b>TOTAL</b>		<b>494,635,598</b>	<b>403,778,813</b>
<b>B. ASSETS</b>			
<b>1 Non-current assets</b>			
(a) Fixed assets			
(i) Tangible assets	11	123,899,385	121,494,106
(ii) Capital work-in-progress		70,531,578	2,347,144
		<b>194,430,963</b>	<b>123,841,250</b>
(b) Long-term loans and advances	12	2,693,358	2,924,532
<b>2 Current assets</b>			
(a) Inventories	13	96,799,725	72,782,403
(b) Trade receivables	14	153,489,548	149,652,398
(c) Cash and cash equivalents	15	9,285,908	16,161,843
(d) Short-term loans and advances	16	14,034,623	21,249,780
(e) Other current assets	17	23,901,473	17,166,607
		<b>297,511,277</b>	<b>277,013,031</b>
<b>TOTAL</b>		<b>494,635,598</b>	<b>403,778,813</b>

Notes 1 to 34 forms an integral part of the financial statements in terms of our report of even date

1-34

For **Khandelwal & Khandelwal Associates**  
Chartered Accountants  
(Firm Registration No. 008389C)

For and on behalf of the Board of Directors

**CA Durgesh Khandelwal**  
Partner  
M.No. : 77390

**Ravinder Nath Jain**  
Chairman

**Mohinder Jain**  
Managing Director

Place : New Delhi  
Date : 30-05-2012

**S. K. Shandilya**  
Executive Director

**Bijender Kumar Rithaliya**  
CFO & Company Secretary

## STATEMENT OF PROFIT AND LOSS FOR THE YEAR ENDED 31st MARCH, 2012

(Amount in ₹)

PARTICULARS	Note No.	For the year Ended 31 March, 2012	For the year Ended 31 March, 2011
<b>1</b> Revenue from operations (gross)	18	<b>1,202,797,083</b>	1,332,243,173
Less: Excise duty		<b>42,397,462</b>	38,472,901
Revenue from operations (net)		<b>1,160,399,621</b>	1,293,770,272
<b>2</b> Other income	19	<b>3,369,815</b>	1,787,814
<b>3 Total revenue (1+2)</b>		<b>1,163,769,436</b>	1,295,558,086
<b>4 Expenses</b>			
(a) Cost of materials consumed	20	<b>420,448,695</b>	366,841,347
(b) Purchases of Traded goods	21	<b>625,404,753</b>	792,653,171
(c) Changes in inventories of finished goods, work-in-progress and stock-in-trade	22	<b>(30,153,954)</b>	2,798,250
(d) Employee benefits expense	23	<b>29,575,825</b>	29,731,183
(e) Finance costs	24	<b>13,528,299</b>	9,135,992
(f) Depreciation and amortisation expense		<b>14,862,422</b>	13,898,914
(g) Other expenses	25	<b>84,435,339</b>	65,599,213
<b>Total expenses</b>		<b>1,158,101,379</b>	1,280,658,070
<b>5 Profit before tax (3 - 4)</b>		<b>5,668,057</b>	14,900,016
<b>6 Tax expense:</b>			
(a) Current tax expense for current year		<b>3,104,549</b>	5,547,487
(b) Current tax expense relating to prior years		<b>(162,292)</b>	2,040,886
(c) Net current tax expense		<b>2,942,257</b>	7,588,373
(d) Deferred tax		<b>(1,297,329)</b>	(1,119,885)
		<b>1,644,928</b>	6,468,488
<b>7 Profit for the year after tax</b>		<b>4,023,129</b>	8,431,528
<b>8 Earnings per share (of ₹ 10/- each):</b>			
(a) Basic		<b>1.19</b>	2.49
(b) Diluted		<b>1.19</b>	2.49

Notes 1 to 34 forms an integral part of the financial statements in terms of our report of even date

1-34

For **Khandelwal & Khandelwal Associates**  
*Chartered Accountants*  
 (Firm Registration No. 008389C)

For and on behalf of the Board of Directors

**CA Durgesh Khandelwal**  
*Partner*  
 M.No. : 77390

**Ravinder Nath Jain**  
*Chairman*

**Mohinder Jain**  
*Managing Director*

Place : New Delhi  
 Date : 30-05-2012

**S. K. Shandilya**  
*Executive Director*

**Bijender Kumar Rithaliya**  
*CFO & Company Secretary*

## CASH FLOW STATEMENT FOR THE YEAR ENDED 31ST MARCH, 2012

(Amount in ₹)

Particulars	For the year Ended 31 March, 2012		For the year Ended 31 March, 2011	
<b>A. CASH FLOW FROM OPERATING ACTIVITIES</b>				
<b>Net Profit before extraordinary items and tax</b>		<b>5,668,056</b>		14,900,016
<b><u>Adjustments for:</u></b>				
Depreciation and amortisation (Net of reversed on sale of assets)	<b>14,149,203</b>		13,898,913	
loss on sale / write off of assets	<b>74,303</b>		-	
Finance costs	<b>13,528,299</b>		9,143,829	
Interest income	<b>(3,332,971)</b>		(1,034,443)	
Dividend income	<b>(36,844)</b>		(271,129)	
Provision for doubtful trade and other receivables, loans and advances	<b>85,772</b>	<b>24,467,762</b>		21,737,170
<b>Operating profit before working capital changes</b>		<b>30,135,818</b>		36,637,186
<b><u>Changes in working capital:</u></b>				
<i>Adjustments for (increase)/decrease in operating assets:</i>				
Inventories	<b>(24,017,322)</b>		10,781,773	
Trade receivables	<b>(3,922,922)</b>		(10,428,430)	
Short-term loans and advances	<b>7,215,156</b>		13,617,600	
Long term loans and advances	<b>231,174</b>		(2,413,485)	
Other current assets	<b>(5,761,215)</b>		1,752,140	
<i>Adjustments for increase/(decrease) in operating liabilities:</i>				
Trade payables	<b>58,599,037</b>		(18,457,622)	
Other current liabilities	<b>4,056,030</b>		(1,674,648)	
Other long-term liabilities	<b>345,000</b>		-	
Short-term provisions	<b>(4,896,807)</b>	<b>31,848,131</b>	3,047,487	(3,775,185)
<b>Cash generated from operations</b>		<b>6,1983,949</b>		32,862,001
Net income tax (paid) / refunds- Current Year		<b>(3,104,548)</b>		(5,547,487)
Net income tax (paid) / refunds- Prior Years		<b>162,292</b>		(2,040,886)
<b>Net cash flow from operating activities (A)</b>		<b>59,041,693</b>		25,273,628
<b>B. CASH FLOW FROM INVESTING ACTIVITIES</b>				
Capital expenditure on fixed assets, including capital advances	<b>(17,993,802)</b>		(23,554,930)	
Capital Work in Progress	<b>(68,184,435)</b>		(2,347,144)	
Proceeds from sale of fixed assets	<b>1,365,020</b>		-	
Interest received	<b>3,332,971</b>		1,034,443	
Dividend received	<b>36,843</b>		271,129	
<b>Net cash flow from investing activities (B)</b>		<b>(81,443,403)</b>		(24,596,502)

(Amount in ₹)

Particulars	For the year Ended 31 March, 2012		For the year Ended 31 March, 2011	
<b>C. CASH FLOW FROM FINANCING ACTIVITIES</b>				
Proceeds from long-term borrowings	43,566,682		145,459	
Net increase / (decrease) in working capital borrowings	(14,512,608)		26,707,313	
Finance cost	(13,528,299)		(9,143,829)	
Dividend Paid & Dividend Tax	-		(3,941,730)	
<b>Net cash flow from / (used in) financing activities (C)</b>		<b>15,525,775</b>		13,767,213
<b>Net increase / (decrease) in Cash and cash equivalents (A+B+C)</b>		<b>(6,875,935)</b>		14,444,339
Cash and cash equivalents at the beginning of the year		<b>16,161,843</b>		1,717,504
<b>Cash and cash equivalents at the end of the year</b>		<b>9,285,908</b>		16,161,843
<b>Cash and cash equivalents as per Balance Sheet (Refer Note 15)</b>		<b>9,285,908</b>		16,161,843
<b>Cash and cash equivalents at the end of the year Comprises:</b>				
(a) Cash on hand		<b>468,426</b>		190,105
(b) Balances with banks				
(i) In current accounts		<b>1,334,590</b>		753,400
(ii) In earmarked accounts (Refer Note (ii) below)		<b>7,482,892</b>		15,218,338

**Notes:**

- (i) These earmarked account balances with banks can be utilised only for the specific identified purposes.  
 (ii) Figures of previous years have been regrouped/rearranged wherever considered necessary.

In terms of our report of even date.

For **Khandelwal & Khandelwal Associates**  
*Chartered Accountants*  
 (Firm Registration No. 008389C)

**CA Durgesh Khandelwal**  
*Partner*  
 M.No. : 77390

Place : New Delhi  
 Date : 30-05-2012

For and on behalf of the Board of Directors

**Ravinder Nath Jain**  
*Chairman*

**S. K. Shandilya**  
*Executive Director*

**Mohinder Jain**  
*Managing Director*

**Bijender Kumar Rithaliya**  
*CFO & Company Secretary*

## **Note - 1 : SIGNIFICANT ACCOUNTING POLICIES**

### **A Basis of Preparation of Financial Statements**

The financial statements of the Company have been prepared in accordance with the Generally Accepted Accounting Principles in India (Indian GAAP) to comply with the Accounting Standards notified under the Companies (Accounting Standards) Rules, 2006 (as amended) and the relevant provisions of the Companies Act, 1956, to the extent applicable. The financial statements have been prepared on accrual basis under the historical cost convention and the accounting policies adopted in the preparation of the financial statements are consistent with those followed in the previous year.

### **B Use of Estimates**

The preparation of the financial statements in conformity with Indian GAAP requires the Management to make estimates and assumptions considered in the reported amounts of assets and liabilities (including contingent liabilities) and the reported income and expenses during the year. The Management believes that the estimates used in preparation of the financial statements are prudent and reasonable. Future results could differ due to these estimates and the differences between the actual results and the estimates are recognised in the periods in which the results are known / materialise.

### **C Inventories**

Items of Inventories are valued at the lower of cost (on FIFO basis) and the net realisable value. Cost includes all direct costs and applicable production overheads in bringing the goods to the present location and condition.

### **D Cash Flow Statement**

Cash flows are reported using the indirect method, whereby net profit before extraordinary items and tax is adjusted for the effects of transactions of non-cash nature and any deferrals or accruals of past or future cash receipts or payments. The cash flows from operating, investing and financing activities of the Company are segregated based on the available information.

### **E Depreciation and amortisation**

Depreciation has been provided on the straight-line method as per the rates prescribed in Schedule XIV to the Companies Act, 1956

### **F Revenue recognition**

#### **i Sale of goods**

Sales are recognised on transfer of significant risks and rewards of ownership to the buyer, which generally coincides with the dispatch of goods from the factory gate on the basis of excise invoice in the case of domestic sales. Export sales are recognised on transfer of significant risks and rewards of ownership to the buyer. Sales include excise duty but exclude sales tax and value added tax. The materials returned/rejected are accounted for in the year of return/rejection.

#### **ii Income from services**

Revenues from contracts priced on a time and material basis are recognised when services are rendered and related costs are incurred.

**iii** Export incentives & other miscellaneous incomes are recognised on accrual basis. Export benefits are accounted for in the year of exports based on eligibility and when there is no uncertainty in receiving the same.

**iv** Interest income is accounted on accrual basis. Dividend income is accounted for when the right to receive it is established.

### **G Fixed assets**

Fixed assets are carried at cost less accumulated depreciation and impairment losses, if any. The cost of fixed assets includes interest on borrowings attributable to acquisition of qualifying fixed assets up to the date the asset is ready for its intended use and other incidental expenses incurred up to that date. Exchange differences arising on restatement / settlement of long-term foreign currency borrowings relating to acquisition of depreciable fixed assets are adjusted to the cost of the respective assets and depreciated over the remaining useful life of such assets. Machinery spares which can be used only in connection with an item of fixed asset and whose use is expected to be irregular are capitalised and depreciated over the useful life of the principal item of the relevant

assets. Subsequent expenditure relating to fixed assets is capitalised only if such expenditure results in an increase in the future benefits from such asset beyond its previously assessed standard of performance.

**Capital work-in-progress:** Capital work-in-progress comprises fixed assets that are not ready for their intended use at the reporting date. Capital work in progress is carried at direct cost, related incidental expenses and attributable interest.

## H Foreign currency transactions and translations

### i Initial recognition

Transactions in foreign currencies entered into by the Company are accounted for at the exchange rates prevailing on the date of the transaction.

### ii Measurement of foreign currency monetary items at the Balance Sheet date

Foreign currency monetary items (other than derivative contracts) of the Company outstanding at the Balance Sheet date are restated at the year-end rates.

### iii Treatment of exchange differences

Exchange differences arising on settlement / restatement of short-term foreign currency monetary assets and liabilities of the Company are recognised as income or expense in the Statement of Profit and Loss. The exchange differences arising on restatement / settlement of long-term foreign currency monetary items are capitalised as part of the depreciable fixed assets to which the monetary item relates and depreciated over the remaining useful life of such assets.

### iv Accounting of forward contracts

The Company uses foreign exchange forward and options contracts to hedge its exposure to movements in foreign exchange rates. The use of these foreign exchange forward and options contracts reduces the risk or cost to the Company. The Company does not use those for trading or speculation purposes. The resultant gain or loss from these transactions is recognized in the Profit and Loss account.

## I Employee benefits

Employee benefits include provident fund, gratuity fund, compensated absences.

### i Defined contribution plans

The Company's contribution to provident fund and Employees State Insurance Scheme are considered as defined contribution plans and are charged as an expense as they fall due based on the amount of contribution required to be made.

### ii Defined benefit plans

For defined benefit plans in the form of gratuity fund and compensated absences, the cost of providing benefits is determined using the Projected Unit Credit method, with actuarial valuations being carried out at each Balance Sheet date. Actuarial gains and losses are recognised in the Statement of Profit and Loss in the period in which they occur. The retirement benefit obligation recognised in the Balance Sheet represents the present value of the defined benefit obligation as adjusted for unrecognised past service cost, as reduced by the fair value of scheme assets. Any asset resulting from this calculation is limited to past service cost, plus the present value of available refunds and reductions in future contributions to the schemes.

### iii Short-term employee benefits

The undiscounted amount of short-term employee benefits expected to be paid in exchange for the services rendered by employees are recognised during the year when the employees render the service. These benefits include performance incentive and compensated absences which are expected to occur within twelve months after the end of the period in which the employee renders the related service. The cost of such compensated absences is accounted as under :

- (a) in case of accumulated compensated absences, when employees render the services that increase their entitlement of future compensated absences; and
- (b) in case of non-accumulating compensated absences, when the absences occur.

### iv Long-term employee benefits

Compensated absences which are not expected to occur within twelve months after the end of the period in which the employee renders the related service are recognised as a liability at the present value of the defined benefit obligation as at the Balance Sheet date.

## J Borrowing costs

Borrowing costs that are attributable to the acquisition of qualifying assets are capitalised as part of cost of such assets until its ready for its intended use. All other borrowing costs are charged to revenue and recognised as an expense in the statement of profit and loss account.

## K Segment reporting

The activity of the company comprises of only manufacturing of aluminium products hence there is no other reportable segment as required by Accounting Standard-17 on "Segment Reporting" issued by the Institute of Chartered Accountants of India.

## L Earnings per share

Basic earnings per share is computed by dividing the profit after tax by the weighted average number of equity shares outstanding during the year. Diluted earnings per share are computed using the weighted average number of equity and dilutive equivalent shares outstanding during the year, except where the results would be anti dilutive.

## M Taxes on income

Current tax is the amount of tax payable on the taxable income for the year as determined in accordance with the provisions of the Income Tax Act, 1961. Deferred tax resulting from "timing difference" between taxable and accounting income is accounted for using the tax rates and laws that are enacted or substantively enacted as on the balance sheet date. Deferred tax asset is recognised and carried forward only to the extent that there is a virtual certainty that the asset will be realised in future.

## N Impairment of assets

In accordance with Accounting Standard (AS) 28 on 'Impairment of Assets' as notified by the Central Government under the Companies Act, 1956, the carrying amounts of the Company's assets are reviewed at each balance sheet date to determine whether there is any impairment. The recoverable amount of the assets is estimated as the higher of its net selling price and its value in use. An impairment loss is recognised whenever the carrying amount of an asset or a cash-generating unit exceeds its recoverable amount. Impairment loss is recognised in the Statement of Profit and Loss or against revaluation surplus where applicable.

## O Provisions and contingencies

A provision is recognised when the Company has a present obligation as a result of past events and it is probable that an outflow of resources will be required to settle the obligation in respect of which a reliable estimate can be made. Provisions (excluding retirement benefits) are not discounted to their present value and are determined based on the best estimate required to settle the obligation at the Balance Sheet date. These are reviewed at each Balance Sheet date and adjusted to reflect the current best estimates. A disclosure for a contingent liability is made when there is a possible obligation or a present obligation that may, but probably will not, require an outflow of resources. When there is a possible obligation or a present obligation in respect of which the likelihood of outflow of resources is remote, no provision or disclosure is made.

## NOTE 2 : SHARE CAPITAL

(Amount in ₹)

Particulars	As at 31 March, 2012		As at 31 March, 2011	
	No. of Shares	₹	No. of Shares	₹
<b>(a) Authorised</b> Equity shares of ₹ 10 each with voting rights	5,000,000	50,000,000	5,000,000	50,000,000
<b>(b) Issued</b> Equity shares of ₹ 10 each with voting rights	3,380,304	33,803,040	3,380,304	33,803,040
<b>(c) Subscribed and Fully Paid Up</b> Equity shares of ₹ 10 each with voting rights	3,380,304	33,803,040	3,380,304	33,803,040
<b>TOTAL</b>		33,803,040		33,803,040



**NOTE 2.1**

Reconciliation of the number of shares and amount outstanding at the beginning and at the end of the reporting period:

Particulars	Opening Balance	Closing Balance
<b>Equity Shares with voting rights</b>		
Year ended 31 March, 2012		
- Number of shares	3,380,304	3,380,304
- Amount (₹)	33,803,040	33,803,040
Year ended 31 March, 2011		
- Number of shares	3,380,304	3,380,304
- Amount (₹)	33,803,040	33,803,040

**NOTE 2.2**

Details of shares held by each shareholder holding more than 5% shares:

(Amount in ₹)

Class of Shares / Name of Shareholder	As at 31 March, 2012		As at 31 March, 2011	
	No. of Shares held	% holding in that class of shares	No. of Shares held	% holding in that class of shares
<b>Equity shares with voting rights</b>				
Mohinder Jain	913,121	27.01	913,121	27.01
Ravinder Nath Jain	842,196	24.91	842,196	24.91

**NOTE 3 : RESERVES AND SURPLUS**

(Amount in ₹)

Particulars	As at 31 March, 2012	As at 31 March, 2011
<b>(a) General reserve</b>		
Opening balance	173,584,040	172,584,040
Add: Fair Value of Planned Assets (Net of present value of obligations) as on 01-04-2011 in respect of employees group gratuity scheme (Refer note 27.3)	973,651	-
Add: Transferred from surplus in Statement of Profit and Loss	-	1,000,000
<b>Closing balance (A)</b>	<b>174,557,691</b>	173,584,040
<b>(b) Surplus / (Deficit) in Statement of Profit and Loss</b>		
Opening balance	51,607,965	48,118,165
Add: Profit for the year	4,023,129	8,431,528
Less: Dividends proposed to be distributed to equity shareholders (₹ 10 per per share)	-	3,380,304
Tax on dividend	-	561,426
Transferred to General reserve	-	1,000,000
<b>Closing balance (B)</b>	<b>55,631,094</b>	51,607,963
<b>Total (A)+(B)</b>	<b>230,188,785</b>	225,192,003

#### NOTE 4 : LONG-TERM BORROWINGS

(Amount in ₹)

Particulars	As at 31 March, 2012	As at 31 March, 2011
<b>Secured - Term Loans</b>		
From banks	27,937,978	368,745
<b>Total</b>	<b>27,937,978</b>	<b>368,745</b>

#### NOTE 4.1

(i) Details of terms of repayment and securities provided for long-term borrowings:

(Amount in ₹)

Particulars	Terms of Repayment and Security*	As at 31 March, 2012	As at 31 March, 2011
Term Loan from State Bank of India.	Term loan is repayable in 48 monthly installments starting from April 2012 & Secured by First charge over the company entire fixed assets situated at Plot no. 67-A, Plot no. 75 Sector -1, Pithampur, Dist. Dhar	27,909,866	-
Car Loan (2 Nos.) from HDFC Bank Ltd.	Security-Hypothecation of Car, Repayment Terms- Term Loan for Car-1 Outstanding amount Rs. 186450/- as on 31-03-2012 is repayable in EMI of Rs. 14229/- and last such EMI would fall due on 07-05-2013. Term Loan for Car-2 Outstanding amount ₹ 182295/- as on 31-03-2012 is repayable in EMI of ₹ 19015/- and last such EMI would fall due on 07-01-2013.	28,112	368,745
<b>Total</b>		<b>27,937,978</b>	<b>368,745</b>

#### NOTE 5 : DEFERRED TAX LIABILITIES (NET)

(Amount in ₹)

Particulars	As at 31 March, 2012	As at 31 March, 2011
<b>Deferred tax liability</b>	<b>16,346,971</b>	<b>17,466,856</b>
<b>Less : Tax effect of items constituting deferred tax assets</b>		
Provision for compensated absences, Bonus and other employee benefits disallowed under Income Tax Act	21,378	309,227
Difference between book balance and tax balance of fixed assets	1,275,951	810,658
Tax effect of items constituting deferred tax assets	1,297,329	1,119,885
<b>Net deferred tax liability</b>	<b>15,049,642</b>	<b>16,346,971</b>

**NOTE 6 : OTHER LONG-TERM LIABILITIES**

(Amount in ₹)

Particulars	As at 31 March, 2012	As at 31 March, 2011
Trade / Security Deposits	2,685,268	2,340,268
<b>Total</b>	<b>2,685,268</b>	<b>2,340,268</b>

**NOTE 7 : SHORT-TERM BORROWINGS**

(Amount in ₹)

Particulars	As at 31 March, 2012	As at 31 March, 2011
Cash Credit from State Bank of India	55,459,521	69,972,130
<b>Total</b>	<b>55,459,521</b>	<b>69,972,130</b>

**NOTE 7.1**

Details of security for the secured short-term borrowings:

(Amount in ₹)

Particulars	Name of Security	As at 31 March, 2012	As at 31 March, 2011
Cash Credit from State Bank of India.	Primary:- First charge over the company stocks of raw material, finished goods, stock in process, stores & spares, packing material available at their factory premises at Pithampur Industrial Area, Dist. Dhar (M.P.) and such other places as approved by bank, receivables, book debts etc.  Collateral:- Second charge over the company entire fixed assets situated at Plot No. 67-A & Plot No. 75, Sector 1, Pithampur Dist. Dhar.	55,459,521	69,972,130
<b>Total</b>		<b>55,459,521</b>	<b>69,972,130</b>

**NOTE 7.2**

Some of the directors have given personal guarantee for aforesaid cash credit facility from State Bank of India.

**NOTE 8 : TRADE PAYABLES**

(Amount in ₹)

Particulars	As at 31 March, 2012	As at 31 March, 2011
Trade payables for supplies*	98,275,565	39,676,527
<b>Total</b>	<b>98,275,565</b>	<b>39,676,527</b>

\* Based on the Information available, no creditors have been identified as "Suppliers" within the meaning of Micro, Small and Medium Enterprises Development Act, 2006

**NOTE 9 : OTHER CURRENT LIABILITIES**
*(Amount in ₹)*

Particulars	As at 31 March, 2012	As at 31 March, 2011
(a) Current Maturities of Term Loan from State Bank of India	16,000,000	-
(b) Current Maturities of Car Loan from HDFC Bank	340,633	343,184
(c) Unpaid dividends	311,382	231,767
(d) Other payables		
(i) Statutory dues (Contributions to PF and ESIC, Withholding Taxes, Excise Duty, VAT, Service Tax, etc.)	1,780,829	1,610,545
(ii) Payables on purchase of fixed assets	1,616,568	-
(iii) Advances from customers	3,933,255	2,541,114
(iv) Others (Gratuity & Salary payable)	2,147,077	1,349,655
<b>Total</b>	<b>26,129,744</b>	<b>6,076,265</b>

**NOTE 10 : SHORT-TERM PROVISIONS**
*(Amount in ₹)*

Particulars	As at 31 March, 2012	As at 31 March, 2011
<b>(a) Provision for employee benefits:</b>		
(i) Provision for bonus	532,918	594,841
(ii) Provision for compensated absences	974,097	553,467
(iii) Provision for other employee benefits	73,753	74,582
	<b>1,580,768</b>	<b>1,222,890</b>
<b>(b) Provision - Others:</b>		
(i) Provision for tax (net of advance tax of ₹ 16 lacs As at 31 March, 2012 & ₹ 25 lacs as at 31 st March 2011)	1,504,549	3,047,487
(ii) Provision for proposed equity dividend	-	3,380,304
(iii) Provision for tax on proposed dividends	-	561,426
	<b>1,504,549</b>	<b>6,989,217</b>
<b>(c) Expenses Payable</b>	<b>2,020,738</b>	<b>1,790,757</b>
<b>Total</b>	<b>5,106,055</b>	<b>10,002,864</b>

**NOTE - 11 : FIXED ASSETS**

(In ₹)

	GROSS BLOCK				DEPRECIATION / AMORTISATION				NET BLOCK	
	Balance as at 1 April, 2011	Additions	Disposals	Balance as at 31 March, 2012	Balance as at 1 April, 2011	Depreciation/ amortisation expense for the year	Eliminated on disposal of assets	Balance as at 31 March 2012	Balance as at 31 March 2012	Balance as at 31 March 2011
<b>A. Tangible Assets</b>										
<b>Leasehold</b>										
(a) Land	6,431,267	-	-	6,431,267	-	-	-	-	6,431,267	6,431,267
<b>Owned</b>										
(b) Factory Buildings	15,724,641	-	-	15,724,641	2,547,891	526,642	-	3,074,533	12,650,108	13,176,749
(c) Office Buildings	-	4,681,083	-	4,681,083	-	7,526	-	7,526	4,673,557	-
(d) Plant and Equipment	46,616,645	1,324,227	887,822	47,053,051	8,488,996	2,261,726	713,219	10,037,503	37,015,548	38,127,649
(e) Furniture and Fixtures	1,197,083	72,943	-	1,270,026	238,328	76,153	-	314,481	955,545	958,754
(f) Vehicles	2,892,636	-	-	2,892,636	304,904	275,553	-	580,457	2,312,179	2,587,732
(g) Office equipment	913,258	122,081	9,500	1,025,839	197,859	60,885	-	258,744	767,095	715,398
(h) Dies and patterns	96,641,447	11,469,770	542,000	107,569,217	40,592,237	11,286,757	-	51,878,994	55,690,223	56,049,211
(i) Electrical equipment	3,440,117	202,355	-	3,642,472	799,975	170,722	-	970,697	2,671,775	2,640,143
(j) Computer	1,136,178	121,343	-	1,257,521	328,975	196,458	-	525,433	732,088	807,203
<b>Total</b>	<b>174,993,272</b>	<b>17,993,802</b>	<b>1,439,322</b>	<b>191,547,753</b>	<b>53,499,165</b>	<b>14,862,422</b>	<b>713,219</b>	<b>67,648,368</b>	<b>123,899,385</b>	<b>121,494,106</b>
Previous year	151,438,342	23,554,930	-	174,993,272	39,600,252	13,898,914	-	53,499,166	121,494,106	111,838,090

**NOTE 12 : LONG-TERM LOANS AND ADVANCES**

(Amount in ₹)

Particulars	As at 31 March, 2012	As at 31 March, 2011
<b>Security deposits</b>		
Unsecured, considered good	2,693,358	2,924,532
<b>Total</b>	<b>2,693,358</b>	<b>2,924,532</b>

**NOTE 13 : INVENTORIES (As certified by the management)**

(Amount in ₹)

Particulars	As at 31 March, 2012	As at 31 March, 2011
(a) Raw materials	30,354,839	33,277,673
(b) Work-in-progress	34,312,971	15,893,565
(c) Finished goods	24,561,386	12,826,838
(d) Stores and spares	7,570,529	10,784,327
<b>Total</b>	<b>96,799,725</b>	<b>72,782,403</b>

**NOTE 13.1:**

Raw Material Inventory includes ₹ 20186809 (as on 31-03-2011 ₹ 6226451) goods in transit.

**NOTE 14 : TRADE RECEIVABLES**

(Amount in ₹)

Particulars	As at 31 March, 2012	As at 31 March, 2011
<b>Trade receivables outstanding for a period exceeding six months from the date they were due for payment</b>		
Unsecured, considered good	5,127,122	46,779
Doubtful	4,525,263	4,525,263
<b>Other Trade receivables</b>		
Unsecured, considered good	143,837,163	145,080,356
<b>Total</b>	<b>153,489,548</b>	<b>149,652,398</b>

**NOTE 15 : CASH AND CASH EQUIVALENTS**

(Amount in ₹)

Particulars	As at 31 March, 2012	As at 31 March, 2011
(a) Cash on hand	468,426	176,282
(b) Balances with banks		
(i) In current accounts	1,334,590	753,400
(ii) In earmarked accounts		
- Unpaid dividend accounts	311,382	231,767
- Balances held as margin money or security against borrowings, guarantees and other commitments (Refer Note (i) below)	7,107,108	14,940,444
- Other earmarked accounts (Gratuity)	64,402	59,950
<b>Total</b>	<b>9,285,908</b>	<b>16,161,843</b>

**NOTE 16 : SHORT-TERM LOANS AND ADVANCES**

(Amount in ₹)

Particulars	As at 31 March, 2012	As at 31 March, 2011
Unsecured, considered good		
(a) Loans and advances to employees	18,970	-
(b) Prepaid expenses	1,005,496	839,296
(c) Balances with government authorities		
(i) CENVAT credit receivable	7,872,897	9,299,211
(ii) TDS receivable	365,828	151,869
(d) Advance to Suppliers	2,553,064	8,741,036
(e) Advance to Govt. Authority (MPAKVN)	2,218,368	2,218,368
<b>Total</b>	<b>14,034,623</b>	<b>21,249,780</b>

**NOTE 17 : OTHER CURRENT ASSETS**

(Amount in ₹)

Particulars	As at 31 March, 2012	As at 31 March, 2011
<b>(a) Accruals</b>		
(i) Interest accrued on deposits	159,406.00	244,821.00
(ii) Income accrued	-	140,696.00
<b>(b) Others</b>		
(i) Insurance claims Receivable*	4,410,787	-
(ii) Export incentive receivable	7,955,724	6,737,784
(iii) Deposits under CST Appeal	1,947,926	1,875,525
(iv) Excise duty under protest	8,167,781	8,167,781
(v) Income Tax Refund	162,294	-
(vi) Gratuity fund at LIC	1,097,555	-
<b>Total</b>	<b>23,901,473</b>	<b>17,166,607</b>

**NOTE 17.1:-**

\*Insurance claims are accounted for on the basis of claims admitted / expected to be admitted. This includes two incidences occurred during the year when the trucks transporting the raw material i.e. Aluminium Ingots from supplier to the company were hijacked in the state of Orissa. These incidents occurred on 31-08-2011 and on 11-01-2012 and raw material lost was of ₹ 2175356/- and ₹ 2084808/-, company has followed the prescribed procedure and lodged the insurance claims for these losses. Although claims have still not been settled by the insurance company, management is confident of settlement of the same in near future and therefore no loss on this account has been booked in the books of the company.

**NOTE 18 : REVENUE FROM OPERATIONS**

(Amount in ₹)

Particulars	For the year Ended 31 March, 2012	For the year Ended 31 March, 2011
(a) Sale of products	1,199,083,302	1,327,041,417
(b) Other operating revenues	3,713,781	5,201,756
	<b>1,202,797,083</b>	<b>1,332,243,173</b>
Less:		
(c) Excise duty	42,397,462	38,472,901
<b>Total</b>	<b>1,160,399,621</b>	<b>1,293,770,272</b>

**NOTE 18.1**
*(Amount in ₹)*

Particulars	For the year Ended 31 March, 2012	For the year Ended 31 March, 2011
<b>(i) Sale of products comprises</b>		
<u>Manufactured goods</u>		
Extruded Aluminium profiles	550,332,886	505,823,390
<b>Total - Sale of manufactured goods (A)</b>	550,332,886	505,823,390
<b>Traded goods</b>		
Ingots	475,341,029	689,142,001
Billets/Logs	138,724,955	132,076,026
Others	34,684,432	-
<b>Total - Sale of traded goods (B)</b>	648,750,416	821,218,027
<b>Total - Sale of products (A)+(B)</b>	1,199,083,302	1,327,041,417
<b>(ii) Other operating revenues comprise:</b>		
Sale of scrap	933,374	723,280
Duty drawback and other export incentives	2,780,407	4,478,476
<b>Total - Other operating revenues</b>	3,713,781	5,201,756

**NOTE 19 : OTHER INCOME**
*(Amount in ₹)*

Particulars	For the year Ended 31 March, 2012	For the year Ended 31 March, 2011
(a) Interest	3,332,971	1,034,443
(b) Dividend	36,844	271,129
(c) Others	-	482,242
<b>Total</b>	3,369,815	1,787,814

**NOTE 19.1**
*(Amount in ₹)*

Particulars	For the year Ended 31 March, 2012	For the year Ended 31 March, 2011
<b>(a) Interest income comprises:</b>		
Interest from banks on deposits	600,653	310,030
Interest on overdue trade receivables	2,231,485	518,106
Other interest	500,833	206,307
<b>Total - Interest income</b>	3,332,971	1,034,443



**NOTE 20 : COST OF MATERIALS CONSUMED**
*(Amount in ₹)*

Particulars	For the year Ended 31 March, 2012	For the year Ended 31 March, 2011
Opening stock	33,277,673	48,030,952
Add: Purchases	417,525,861	352,088,068
	<b>450,803,534</b>	400,119,020
Less: Closing stock	30,354,839	33,277,673
<b>Cost of material consumed</b>	<b>420,448,695</b>	366,841,347
<b>Material consumed comprises:</b>		
Ingots	271,555,440	127,098,577
Billets	115,722,141	237,014,238
Other items	33,171,114	2,728,532
<b>Total</b>	<b>420,448,695</b>	366,841,347

**NOTE 21 : PURCHASE OF TRADED GOODS**
*(Amount in ₹)*

Particulars	For the year Ended 31 March, 2012	For the year Ended 31 March, 2011
<b>Traded good</b>	<b>625,404,753</b>	792,653,171
Ingots	483,142,998	639,239,635
Billets	139,707,879	202,223,767
Other items	38,230,139	-
Less: Discount Received	(35,676,263)	(48,810,231)
<b>Total</b>	<b>625,404,753</b>	792,653,171

**NOTE 22 : CHANGES IN INVENTORIES OF FINISHED GOODS, WORK-IN-PROGRESS AND STOCK-IN-TRADE**
*(Amount in ₹)*

Particulars	For the year Ended 31 March, 2012	For the year Ended 31 March, 2011
<b>Inventories at the end of the year:</b>		
Finished goods	24,561,386	12,826,838
Work-in-progress	34,312,971	15,893,565
	<b>58,874,357</b>	28,720,403
<b>Inventories at the beginning of the year:</b>		
Finished goods	12,826,838	12,669,902
Work-in-progress	15,893,565	18,848,751
	<b>28,720,403</b>	31,518,653
<b>Net (increase) / decrease</b>	<b>(30,153,954)</b>	2,798,250

**NOTE 23 EMPLOYEE BENEFITS EXPENSE**
*(Amount in ₹)*

Particulars	For the year Ended 31 March, 2012	For the year Ended 31 March, 2011
Salaries and wages	26,544,375	26,810,096
Contributions to provident and other funds	2,200,404	1,210,264
Staff welfare expenses	831,046	1,710,823
<b>Total</b>	<b>29,575,825</b>	29,731,183

## NOTE 24 : FINANCE COSTS

(Amount in ₹)

Particulars	For the year Ended 31 March, 2012	For the year Ended 31 March, 2011
<b>(a) Interest expense on:</b>		
(i) Borrowings	5,056,273	3,697,894
(ii) Trade payables	4,634,854	2,491,371
(iii) Others	-	-
— Interest on delayed / deferred payment of income tax	1,141	4,318
— Others (interest, vat, cst, excise duty)	63,924	-
<b>(b) Finance Charges</b>	<b>3,772,107</b>	<b>2,942,409</b>
<b>Total</b>	<b>13,528,299</b>	<b>9,135,992</b>

## NOTE 25 : OTHER EXPENSES

(Amount in ₹)

Particulars	For the year Ended 31 March, 2012	For the year Ended 31 March, 2011
Consumption of stores and spare parts	2,999,057	2,809,185
Consumption of packing materials	2,763,856	2,420,947
Labour charges & Loading unloading expenses	7,219,799	4,008,538
Factory expenses	178,853	189,991
Power and fuel	38,881,283	32,810,126
Water	19,300	12,775
Rent including lease rentals	1,267,959	1,649,209
Repairs and Maintenance for:		
(i) Buildings	3,300	443,656
(ii) Machinery	904,946	548,643
(iii) Others	120,202	69,594
Insurance	780,119	550,004
Rates and taxes	342,944	256,086
Communication	355,411	411,229
Travelling and conveyance	1,113,325	3,066,664
Printing and stationery	335,339	414,522
Freight and forwarding	8,393,723	6,196,813
Sales commission	519,644	398,286
Sales discount	9,275,548	3,429,640
Sitting fees	120,000	80,000
Listing fees	46,792	40,638
Export expenses	282,407	198,355
Business promotion	54,604	725,572
Donations and contributions	2,600	-
Legal and professional	2,423,939	2,099,550
Payments to auditors (Refer Note 25.1 (i) below)	352,979	211,769
Net loss on foreign currency transactions and translation	327,570	12,155
Loss on sale of fixed assets	74,303	-
Prior period items (net) (Refer Note 25.1 (ii) below)	140,696	-
Miscellaneous expenses	5,134,841	2,545,266
<b>Total</b>	<b>84,435,339</b>	<b>65,599,213</b>

**NOTE 25.1**

(Amount in ₹)

Particulars	For the year Ended 31 March, 2012	For the year Ended 31 March, 2011
<b>(i) Payments to the auditors comprises (net of service tax input credit, where applicable):</b>		
As auditors - statutory audit fees	212,500	175,000
Certification fees	9,500	7,125
Cost auditor fees	75,000	-
Reimbursement of expenses	55,979	29,644
<b>Total</b>	<b>352,979</b>	<b>211,769</b>
<b>(ii) Details of Prior period items</b>		
Bank Charges	140,696	-
<b>Total</b>	<b>140,696</b>	<b>-</b>

**NOTE 26 :** Additional information to the financial statements

**NOTE 26.1 :** Contingent liabilities and commitments (to the extent not provided for)

(Amount in ₹)

Particulars	As at 31 March, 2012	As at 31 March, 2011
<b>Contingent liabilities</b>		
Claims against the Company not acknowledged as debt		
Sales tax	1,731,979	1,759,318
Excise duty	7,046,702	7,118,423
Labour Act	391,490	391,490

**NOTE 26.1.1**

Sales Tax comprises demand of ₹ 310803/-, ₹ 283040/-, ₹ 726030 and ₹ 412106/- under Central Sales Tax Act 1956 pending with Asst. Commissioner of Appeal pertaining to the assessment years 2001-02, 2002-03, 2004-05 and 2005-06 respectively.

**NOTE 26.1.2**

Excise Duty comprises of demand of ₹ 6513128/- under Central Excise Act, 1944 pending with Madhya Pradesh, High Court pertaining to the year 2003-04 and ₹ 525123/-, ₹ 8451/- pending with CESAT, New Delhi pertaining to years 1999-2000 and 2002-03 respectively.

**NOTE 26.1.3**

The Company has availed a Non funded bank guarantee limit from State Bank of India. Total Bank Guarantee limit outstanding as on 31-03-2012 was ₹ 17285310/-

**NOTE 26.2**

Details on derivatives instruments and unhedged foreign currency exposures

I. The year-end foreign currency exposures that have not been hedged by a derivative instrument or otherwise are given below:

	As at 31 March, 2012		As at 31 March, 2011	
	Receivable/ (Payable)	Receivable/ (Payable) in Foreign Currency	Receivable/ (Payable)	Receivable/ (Payable) in Foreign Currency
	₹	\$	₹	GBP
	8,524,042 (990,791)	173,027 (19,475)	3,997,562 0	55,680.24 0

### NOTE 26.3

Value of imports calculated on CIF basis :

(Amount in ₹)

Particulars	For the year Ended 31 March, 2012	For the year Ended 31 March, 2011
Raw materials	98,604,360	42,633,941
Components & Spare parts	85,956	-
Capital goods	31,883,643	9,319,954

### NOTE 26.4

Expenditure in foreign currency :

(Amount in ₹)

Particulars	For the year Ended 31 March, 2012	For the year Ended 31 March, 2011
Travelling Expenses	-	212,765
Commission	-	87,228
Forward Contracts	-	107,372

### NOTE 26.5

Details of consumption of imported and indigenous items

Particulars	For the year Ended 31 March, 2012 (For the year Ended 31 March, 2011)	
	₹	%
<b>Imported</b>		
Raw materials, Components, Spare parts	97,713,184 (74,232,306)	24.00% (19.86%)
<b>Indegenous</b>		
Raw materials, Components, Spare parts	325,734,568 (299,517,364)	76.00% (80.14%)
<b>Total</b>	42,344,7752 (373,749,670)	100.00 100.00

Note: Figures / percentages in brackets relates to the previous year.

### NOTE 26.6

Earnings in foreign exchange :

(Amount in ₹)

PARTICULARS	For the year Ended 31 March, 2012	For the year Ended 31 March, 2011
Export of goods calculated on FOB basis	82,591,242	75,474,342

### NOTE 26.7

Amounts remitted in foreign currency during the year on account of dividend

(Amount in ₹)

Particulars	For the year Ended 31 March, 2012	For the year Ended 31 March, 2011
Amount of dividend remitted in foreign currency	26,455	22,108
Total number of non-resident shareholders (to whom the dividends were remitted in foreign currency)	170	160
Total number of shares held by them on which dividend was due	26,455	22,108
Year to which the dividend relates	2010-11	2009-10

## NOTE 27 :

As per Accounting Standard 15 “Employee benefits”, the disclosures as defined in the Accounting Standard are given below :

### EMPLOYEE BENEFIT PLANS

#### Defined contribution plans

The Company makes Provident Fund and Employees State Insurance Scheme contributions to defined contribution plans for qualifying employees. Under the Schemes, the Company is required to contribute a specified percentage of the payroll costs to fund the benefits. The Company recognised ₹ 1665704/- (Year ended 31 March, 2011 ₹ 1168651) for Provident Fund contributions and ₹ 777350 (Year ended 31 March, 2011 ₹ 604257) for Employees State Insurance Scheme contributions in the Statement of Profit and Loss. The contributions payable to these plans by the Company are at rates specified in the rules of the schemes.

#### Defined benefit plans

The employees’ gratuity fund scheme managed by a Trust (Life Insurance Corporation of India) is a defined benefit plan. The present value of obligation is determined based on actuarial valuation using the Projected Unit Credit Method, which recognises each period of service as giving rise to additional unit of employee benefit entitlement and measures each unit separately to build up the final obligation. The obligation for leave encashment is recognised in the same manner as gratuity.

The following table sets out the funded status of the defined benefit schemes and the amount recognised in the financial statements:

Particulars	Year Ended 31 March, 2012		Year Ended 31 March, 2011	
	Gratuity (funded)	Leave encashment (unfunded)	Gratuity (funded)	Leave encashment (unfunded)
<b>Components of employer expense</b>				
Current service cost	707,156	391,288	452,147	246,214
Interest cost	250,068	48,428	196,639	31,495
Expected (return) on plan assets	(340,598)	-	(275,397)	-
Actuarial losses/(gains)	(127,356)	104,807	374,114	62,757
Total expense recognised in the Statement of Profit and Loss	489,270	544,523	747,503	340,466
<b>Actual contribution and benefit payments for year</b>				
Actual benefit payments	581,222		355,041	
Actual contributions	613,174		1,522,434	
<b>Net asset / (liability) recognised in the Balance Sheet</b>				
Present value of defined benefit obligation	3,374,491	974,099	3,125,845	553,468
Fair value of plan assets	4,472,046	-	4,099,496	-
Funded status [Surplus / (Deficit)]	1,097,555	(974,099)	973,651	(553,468)
<b>Net asset / (liability) recognised in the Balance Sheet</b>	1,097,555	(974,099)	973,651	(553,468)

Particulars	Year Ended 31 March, 2012		Year Ended 31 March, 2011	
	Gratuity (funded)	Leave encashment (unfunded)	Gratuity (funded)	Leave encashment (unfunded)
<b>Change in defined benefit obligations (DBO) during the year</b>				
Present value of DBO at beginning of the year	3,125,845	553,468	2,457,986	382,806
Current service cost	707,156	391,288	452,147	246,214
Interest cost	250,068	48,428	196,639	31,495
Actuarial (gains) / losses	(127,356)	104,808	374,114	62,757
Benefits paid	(581,222)	(123,893)	(355,041)	(169,804)
<b>Present value of DBO at the end of the year</b>	<b>3,374,491</b>	<b>974,099</b>	<b>3,125,845</b>	<b>553,468</b>
<b>Change in fair value of assets during the year</b>				
Plan assets at beginning of the year	4,099,496		2,656,706	
Expected return on plan assets	340,598		275,397	
Actual company contributions	613,174		1,522,434	
Actuarial gain / (loss)	-		-	
Benefits paid	(581,222)		(355,041)	
<b>Plan assets at the end of the year</b>	<b>4,472,046</b>		<b>4,099,496</b>	
<b>Actual return on plan assets</b>	<b>340,598</b>		<b>275,397</b>	
<b>Composition of the plan assets is as follows:</b>				
LIC Group Gratuity Scheme	4,472,046		4,099,496	
<b>Actuarial assumptions</b>				
Discount rate	8.00%	8.75%	8.00%	8.25%
Expected return on plan assets	8.00%	0.00%	8.00%	0.00%
Salary escalation	7.00%	5.00%	7.00%	5.00%
Mortality tables	LIC (1994-96) Ultimate	LIC (1994-96) Ultimate	LIC (1994-96) Ultimate	LIC (1994-96) Ultimate
<b>Experience adjustments</b>	<b>2011-2012</b>		<b>2010-2011</b>	
	₹		₹	
<b>Leave Encashment (Unfunded)</b>				
Experience gain / (loss) adjustments on plan liabilities	134,366		0	

### NOTE 27.1

The discount rate is based on the prevailing market yields of Government of India securities as at the Balance Sheet date for the estimated term of the obligations.

### NOTE 27.2

The estimate of future salary increases considered, takes into account the inflation, seniority, promotion, increments and other relevant factors.

### NOTE 27.3

The company has accounted for net asset of ₹ 973651/- (i.e. excess of fair value of planned assets with LIC over present value of the obligations) on 01-04-2011 in respect of group gratuity scheme. This has been calculated by actuary as per the stipulations of Accounting Standard 15 (Revised) and has been added in the opening balance of general reserves.

## NOTE 28

Disclosures under Accounting Standard 18 Related Party Transactions

### Details of related parties:

Description of relationship	Names of related parties
Key Management Personnel (KMP)	Mr. Ravinder Nath Jain Mr. Mohinder Jain Mr. S.K. Shandilya
Relatives of KMP	Mr. Jatinder Nath Jain Ms. Anita Jain Ms. Alka Jain
Company in which KMP/Relatives of KMP can exercise significant influence	SMW Metal Pvt. Ltd. Simla Holdings JP Engineers

**Note:** Related parties have been identified by the Management.

### Details of related party transactions during the year ended 31 March, 2012 :

Description of Transactions	KMP	Relatives of KMP	Entities in which KMP/relatives of KMP have significant influence	Total
Purchase of goods (J.P. Engineers)			27,108,571 (267,240)	27,108,571 (267,240)
Commission on Sales (SMW Metals Pvt Ltd)			- (15,781)	- (15,781)
Directors' remuneration	8,183,195 (8,061,600)			818,3195 (8,061,600)
Rent Expense (Director)		132,000 (120,000)		132,000 (120,000)
Rent Expense (Simla Holdings)			720,000 (720,000)	720,000 (720,000)
Reimbursement of Expenses (Simla Holdings)			74,889 (31,347)	74,889 (31,347)

## NOTE 29 : EARNINGS PER SHARE

Particulars	For the year Ended 31 March, 2012	For the year Ended 31 March, 2011
Profit attributable to equity shareholders	4,023,129	8,431,528
Weighted average number of equity shares used in computing basic earnings per share	3,380,304	3,380,304
Basic Earnings per share (₹)	1.19	2.49
Weighted average number of equity shares used in computing diluted earnings per share	3,380,304	3,380,304
Diluted Earnings per share (₹)	1.19	2.49
Nominal value of equity shares (₹)	10	10

### **NOTE 30**

Based on the available information with the management, the company does not owe any sum to a micro, small or medium enterprise as defined in Micro, Small and Medium Enterprises Development Act, 2006.

### **NOTE 31**

The current assets, loans and advances are stated at the value, which in the opinion of the board, are realisable in the ordinary course of the business, current liabilities and provisions are stated at the value payable in the ordinary course of the business.

### **NOTE 32**

Balances of sundry debtors, advances and creditors are subject to confirmation/reconciliation and subsequent adjustment, if any.

### **NOTE 33**

Company has capitalised borrowing costs ₹ 1472200 (as on 31.03.2011 - ₹ 144424) during the year as part of cost of capital work in progress.

### **NOTE 34**

Till the year end 31 March 2011, the Company was using pre-revised schedule VI to the Companies Act, 1956, for preparation and presentation of its financial statements. During the year ended 31 March 2012, the revised schedule VI, notified under the Companies Act, 1956, has become applicable to the Company. The Company has accordingly reclassified previous year figures to confirm to this year classification.

---

In terms of our report of even date

For **Khandelwal & Khandelwal Associates**  
*Chartered Accountants*  
(Firm Registration No. 008389C)

**CA Durgesh Khandelwal**  
*Partner*  
M.No. : 77390

Place : New Delhi  
Date : 30-05-2012

For and on behalf of the Board of Directors

**Ravinder Nath Jain**  
*Chairman*

**S. K. Shandilya**  
*Executive Director*

**Mohinder Jain**  
*Managing Director*

**Bijender Kumar Rithaliya**  
*CFO & Company Secretary*



**PROXY**  
**MAAN ALUMINIUM LIMITED**

Registered Office : 3/8, IIInd Floor, Asaf Ali Road New Delhi - 110 002.

I/We \_\_\_\_\_  
of \_\_\_\_\_ in the  
district of \_\_\_\_\_ being a member/members  
of the above named Company hereby appoint \_\_\_\_\_  
of \_\_\_\_\_ in the district  
of \_\_\_\_\_ or failing him \_\_\_\_\_  
of \_\_\_\_\_ in the  
district of \_\_\_\_\_ as my/our Proxy  
to vote for me/us on my/our behalf at the 29th day of September, 2012 at The Connaught, 37, Shaheed Bhagat Singh Marg,  
Next to Shivaji Stadium, New Delhi - 110 001 at 10.30 AM. and at any adjournment thereof.

As witness my/our hand(s) this \_\_\_\_\_  
day of \_\_\_\_\_ 2012.  
Signature \_\_\_\_\_

Affix  
Revenue  
Stamp

Folio Number	DP. Id*	CLIENT Id*
--------------	---------	------------

No. of Shares held \_\_\_\_\_

\*Applicable if shares are held in electronic form.

Note : This Proxy must be deposited at the Registered Office of the Company not less than 48 hours before the time for holding the aforesaid Meeting.

**ATTENDANCE SLIP**  
**MAAN ALUMINIUM LIMITED**

Registered Office : 3/8, IIInd Floor, Asaf Ali Road, New Delhi - 110 002.

(Particulars to be completed by Member/Proxy)

Name of Member \_\_\_\_\_ : \_\_\_\_\_  
(In Block Letters)

Member's Folio Number	DP. Id**	CLIENT Id**
-----------------------	----------	-------------

No. of Shares held \_\_\_\_\_ : \_\_\_\_\_

Name of Proxy, if attending for Member \_\_\_\_\_ : \_\_\_\_\_  
(in Block Letters)

I hereby record my presence at the NINTH ANNUAL GENERAL MEETING of the Company at 29th day of September, 2012 at The Connaught, 37, Shaheed Bhagat Singh Marg, Next to Shivaji Stadium, New Delhi-110001 at 10.30 AM.

Member's/Proxy's Signature\*

\*To be signed at the time of handing over the slip.

\*\*Applicable if shares are held in electronic form

MEMBERS ARE REQUESTED TO BRING THEIR COPY OF THE ANNUAL REPORT TO THE MEETING. NO COPY OF THE REPORT WILL BE DISTRIBUTED AT THE MEETING.

# BOOK POST

*If undelivered, please return to:*



Formerly known as Man Aluminium Limited

**Registered Office** : 3/8, 2nd Floor,  
Asaf Ali Road, New Delhi - 110 002