



J KUMAR INFRAPROJECTS LIMITED
We dream... So we achieve...

This presentation and the accompanying slides (the “Presentation”), which have been prepared by J. Kumar Infra Projects Ltd. (the “Company”), have been prepared solely for information purposes and do not constitute any offer, recommendation or invitation to purchase or subscribe for any securities, and shall not form the basis or be relied on in connection with any contract or binding commitment whatsoever. No offering of securities of the Company will be made except by means of a statutory offering document containing detailed information about the Company.

This Presentation has been prepared by the Company based on information and data which the Company considers reliable, but the Company makes no representation or warranty, express or implied, whatsoever, and no reliance shall be placed on, the truth, accuracy, completeness, fairness and reasonableness of the contents of this Presentation. This Presentation may not be all inclusive and may not contain all of the information that you may consider material. Any liability in respect of the contents of, or any omission from, this Presentation is expressly excluded.

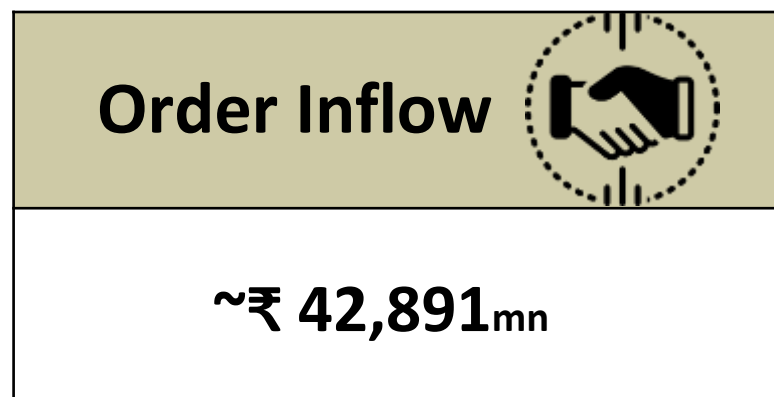
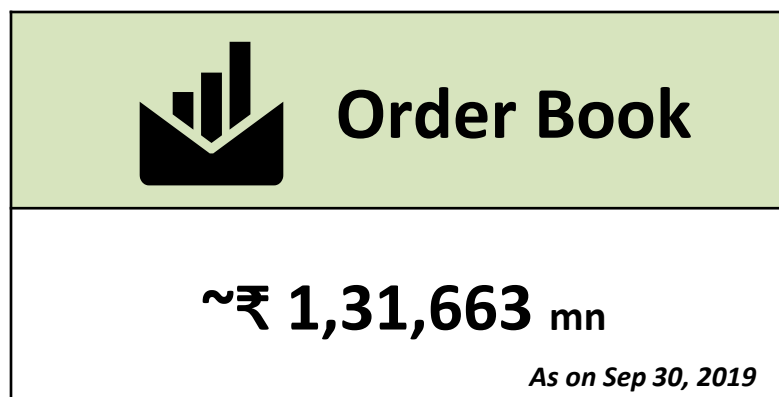
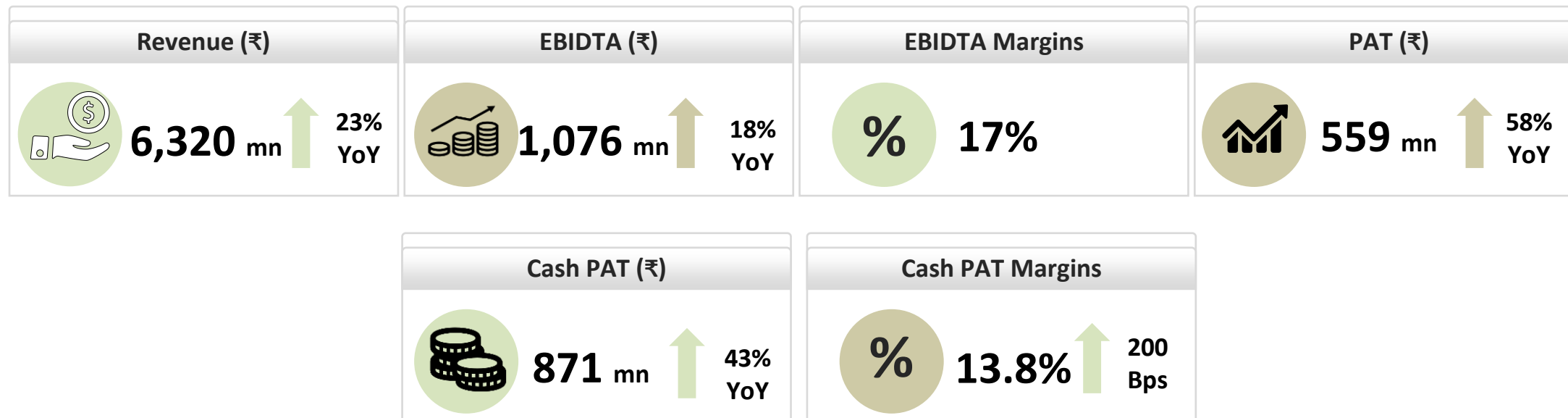
This presentation contains certain forward looking statements concerning the Company’s future business prospects and business profitability, which are subject to a number of risks and uncertainties and the actual results could materially differ from those in such forward looking statements. The risks and uncertainties relating to these statements include, but are not limited to, risks and uncertainties regarding fluctuations in earnings, our ability to manage growth, competition (both domestic and international), economic growth in India and abroad, ability to attract and retain highly skilled professionals, time and cost over runs on contracts, our ability to manage our international operations, government policies and actions regulations, interest and other fiscal costs generally prevailing in the economy. The Company does not undertake to make any announcement in case any of these forward looking statements become materially incorrect in future or update any forward looking statements made from time to time by or on behalf of the Company.



Contents



HIGHLIGHTS Q2 FY20

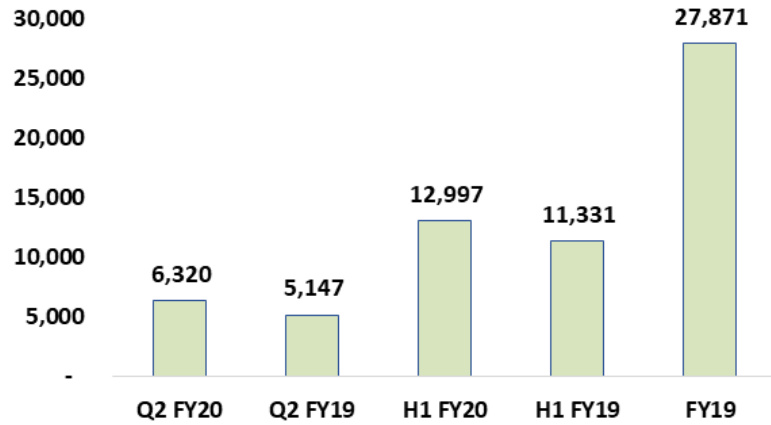


Shareholding Pattern as on Sep 30, 2019

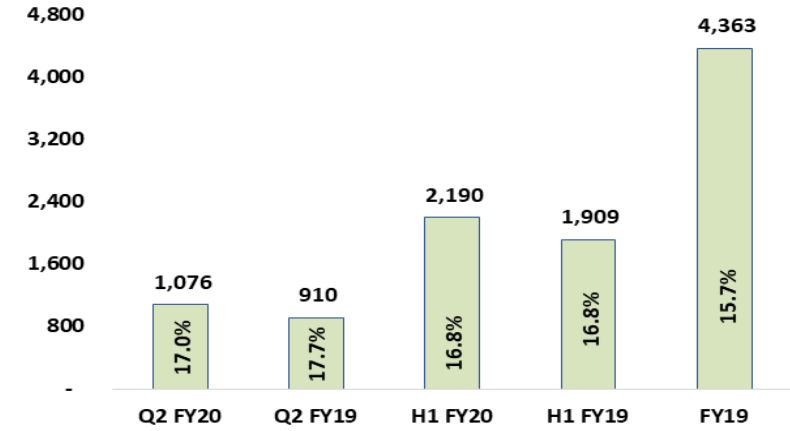
Category	% Holding
Promoter & Promoter Group	44.1%
Mutual Funds	6.0%
Foreign Portfolio Investors	15.7%
AIF	0.9%
Financial Institutions/ Banks	0.4%
QIB	0.2%
Other Public	32.6%

PERFORMANCE HIGHLIGHTS Q2 FY20 & H1 FY20

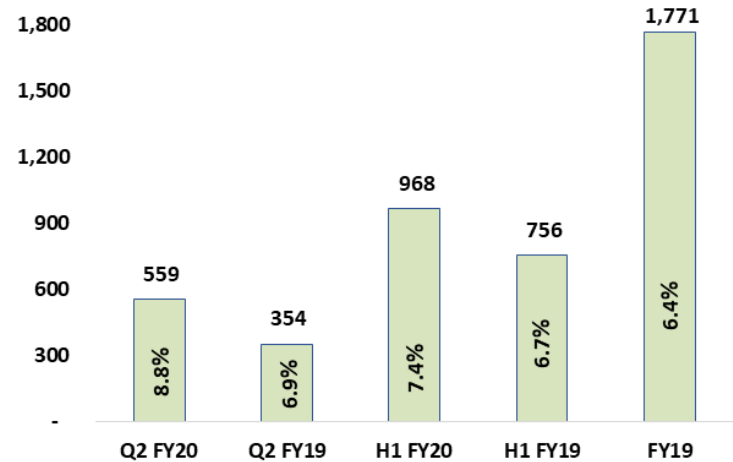
Revenue from Operations ₹ Mn



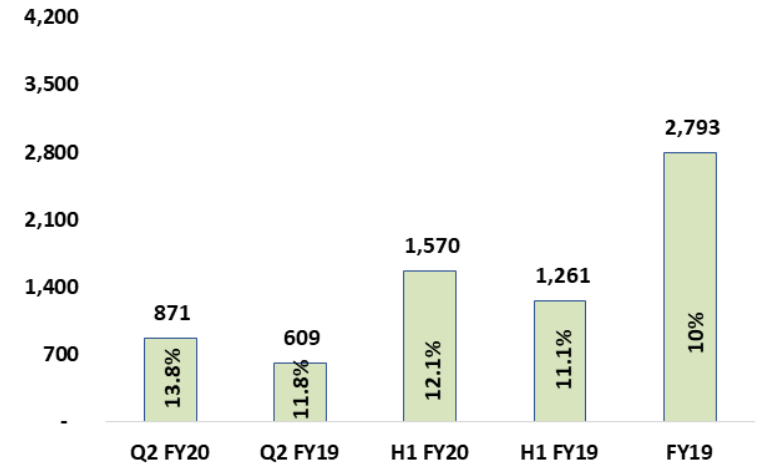
EBIDTA ₹ Mn



PAT ₹ Mn



Cash PAT ₹ Mn



FINANCIAL Q2 FY20 & H1 FY20



Particulars (₹ In Mn)	Q2 FY20	Q2 FY19	Y-O-Y	Q1 FY20	H1 FY20	H1 FY19	Y-O-Y	FY19
Revenue from Operations	6,320	5,147	23%	6,677	12,997	11,331	15%	27,871
Cost of Material Consumed	3,567	3,041		4,047	7,614	6,940		17,203
Employee Expenses	690	564		634	1,323	1,069		2,477
Other Expenses	987	633		883	1,870	1,413		3,828
EBIDTA	1,076	910	18%	1,113	2,190	1,909	15%	4,363
EBIDTA Margin	17.0%	17.7%		16.7%	16.849%	16.8%		15.7%
Other Income	58	91		56	114	154		281
Depreciation	312	255		289	601	505		1,022
EBIT	822	746	10%	880	1,702	1,559	9%	3,622
EBIT Margin	13.0%	14.5%		13.2%	13.1%	13.8%		13.0%
Finance Cost	251	209		262	512	424		939
Profit before Tax	571	536	6%	619	1190	1,135	5%	2,683
PBT Margin	9.0%	10.4%		9.3%	9.2%	10.0%		9.6%
Tax	12	183		209	222	379		912
PAT	559	354	58%	409	968	756	28%	1,771
PAT Margin %	8.8%	6.9%		6.1%	7.4%	6.7%		6.4%
Cash PAT	871	609	43%	698	1570	1,261	25%	2,793
Cash PAT Margin %	13.8%	11.8%		10.5%	12.1%	11.1%		10.0%

BALANCE SHEET AS AT SEPTEMBER 30, 2019

Particulars (₹ in Mn)	As at Sep 2019	As at Mar 2019
ASSETS		
Non-current assets		
Property, plant and equipment	7,862	7,788
Capital work-in-progress	912	798
Financial assets		
Investments	320	316
Other financial assets	2,441	3,054
Other Non Current Assets	325	304
Sub-total - Non-Current Assets	11,860	12,259
Current assets		
Inventories	8,545	9,187
Financial assets		
Trade receivables	6,023	4,986
Cash and cash equivalents	525	704
Bank balances other than Cash and Cash equivalents	3,479	4,009
Loans	106	106
Other financial assets	945	1,064
Other current assets	3,077	2,659
Sub-total - Current Assets	22,700	22,715
TOTAL - ASSETS	34,560	34,974

Particulars (₹ in Mn)	As at Sep 2019	As at Mar 2019
EQUITY AND LIABILITIES		
Equity		
Equity Share capital	378	378
Other equity	17,051	16,297
Sub-total - Shareholders' funds	17,429	16,675
LIABILITIES		
Non-current liabilities		
Financial liabilities		
Borrowings	1,117	1,407
Provisions	17	4
Deferred tax liabilities (net)	266	366
Sub-total - Non-current liabilities	1,399	1,777
Current liabilities		
Financial liabilities		
Borrowings	5,112	4,625
Trade payables	1,956	3,029
Other financial liabilities	3,685	3,388
Other current liabilities	4,776	5,322
Current tax liabilities (net)	203	158
Sub-total - Current liabilities	15,732	16,522
TOTAL - EQUITY AND LIABILITIES	34,560	34,974

KEY UPDATES



Revocation of SEBI Interim Order to appoint forensic Auditor

01



Receipt of Order worth ₹ 1,540 crores from National Highway Authority for construction of Dwarka Expressway

02



Receipt of Order worth ₹ 1,998 crores from MMRDA for Mumbai Metro Line 9 on a standalone basis

03



Receipt of Order worth ₹ 409 crores from CIDCO for construction of coastal road

04



Removal of Company's name from Suspect List / Confirmed List of Database of Shell Companies by SFIO

05

CORPORATE OVERVIEW



1

INCORPORATION

Incorporated in the year 1999 under the visionary leadership of Mr. Jagdishkumar M. Gupta, to undertake specialized construction work on EPC basis, while maintaining asset lite business model.

3

CAPABILITIES

Timely completion, ability to undertake complex project and delivering quality to the satisfaction of the client is what we take pride in. Within 2 decades of our existence, we have developed a niche in the field of Urban Infrastructure. We are today amongst few construction companies qualified to undertake large Metro Projects.

5

FINANCIAL DISCIPLINE

Rated "IND A+" for Fund based limit and "IND A1+" for non-fund based limit (RNW). A net debt equity ratio of ~0.13 with a networth of ₹ 1,667 Crores, reinforces our commitment towards financial discipline.

7

EQUIPMENT BANK

Our Company owns a large fleet of construction equipment and machinery including 7 Tunnel Boring Machines and 44 hydraulic piling rigs. A technology focussed company, we continuously invest in cutting edge technologies to enhance our service offerings.

2

TRACK RECORD

We have a track record of efficaciously completing 85+ projects, demonstrating our operation efficiency and capability to undertake complex projects.

4

OUR PRESENCE

With established presence in major states namely Maharashtra, Delhi, Gujarat, Rajasthan and Uttar Pradesh, we are on continuous lookout for opportunity to expand in other part of the country. It's our endeavor to be a Company with a PAN India presence

6

PERFORMANCE

FY19 has been memorable one and has positively emerged as a year of many 'firsts'. We ended the year on a bright note, as we created the milestone of ₹ 2,787 Crores in revenue, ₹ 177 Crores in PAT and ₹ 10,372 Crores in order book

"Responsible bidding, better planning and efficient resource deployment.... the way we do business"

Shaping Modern India

A



Order Book

Order Book of ~₹
13,166 crores as
on Sep 30, 2019.

B



Projects

~35 Projects
under various
stages of
execution

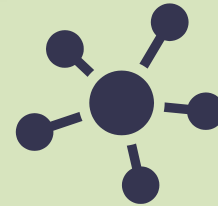
C



Manpower

Manpower of
~6,600 helping
us complete our
projects

D



Revenue

CAGR of 32%
for the period FY
2017-2019

E




PAT

CAGR of 28%
for the period FY
2017-2019

WORK WE DO

Metro

- Metros Elevated
- Metros Underground



Flyovers & Bridges

- Flyovers, Bridges & Roads
- Pedestrian Subways
- Airport Runways



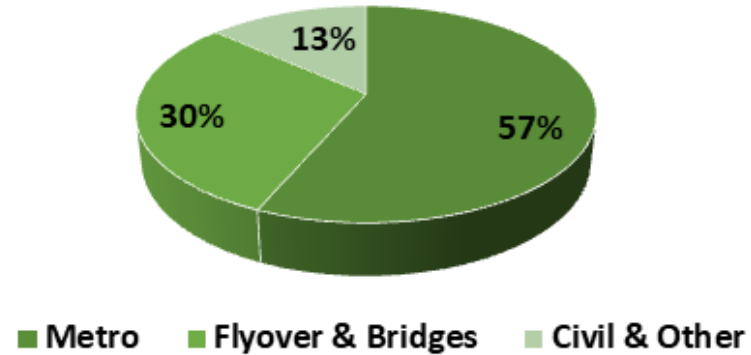
Civil & Others

- Hospital/Medical College
- Railway Terminus & Station
- Other Civil Constructions
- Commercial Building
- Sports Complex
- Swimming Pools

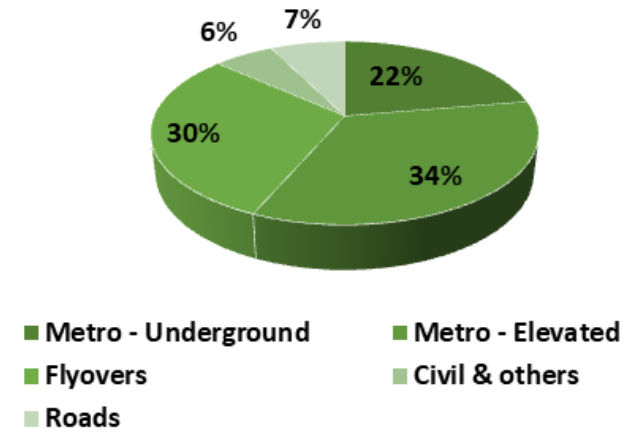


ORDER BOOK BREAKUP AS ON SEPTEMBER 30, 2019

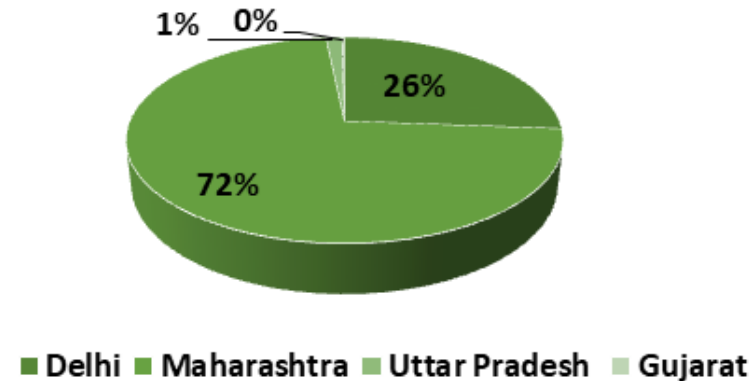
Segment Wise Break-up (%)



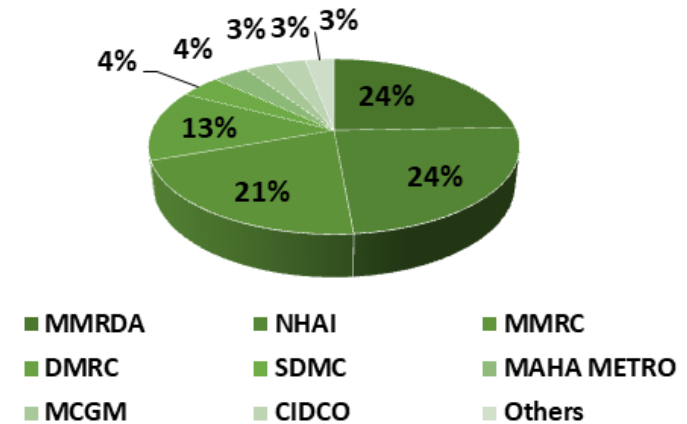
Sub-segment wise Break-up (%)



Geographical Break-up (%)



Client wise Break-up (%)



ORDER BOOK POSITION AS ON SEPTEMBER 30, 2019

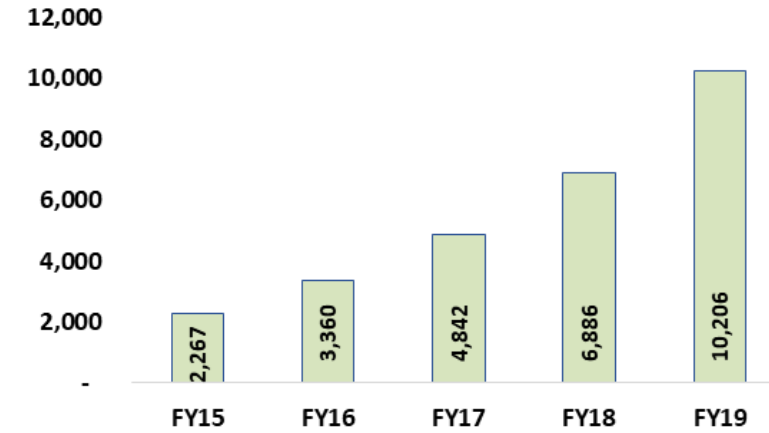


Name of the Project	Sub Segment	Client Name	Order Backlog (₹ mn)	Name of the Project	Sub Segment	Client Name	Order Backlog (₹ mn)
MUMBAI METRO LINE-09-07A (CA48)	Metro - Elevated	MMRDA	19,980	CHHEDA NAGAR FLYOVER	Flyover	MMRDA	1,752
MUMBAI METRO LINE-6 BC03	Metro - Elevated	DMRC	8,017	TELLI GALLI GRADE SEPARATOR	Flyover	MCGM	995
MUMBAI METRO LINE-6 BC01	Metro - Elevated	DMRC	4,281	KALWA CREEK BRIDGE	Flyover	TMC	925
MUMBAI METRO LINE-4A CA54	Metro - Elevated	MMRDA	3,421	MOTAGAON CREEK BRIDGE	Flyover	MMRDA	753
PUNE METRO ELEVATED P1C-05	Metro - Elevated	MAHA METRO	3,065	JOGESHWARI (SOUTH) ROB	Flyover	MCGM	379
MUMBAI METRO LINE-2 AC02 (JKIL)	Metro - Elevated	DMRC	2,976	Others	Flyover	Others	580
MUMBAI METRO LINE-2 AC01 (JKIL)	Metro - Elevated	DMRC	1,996		Sub Total (C)		39,539
MUMBAI METRO LINE-7	Metro - Elevated	MMRDA	952				
Others	Metro - Elevated	Others	317	CIDCO COASTAL ROAD CA02	Road	CIDCO	4,090
Sub Total (A)			45,006	JNPT PACKAGE-1, 2, 3	Road	NHAI	2,848
				Others	Road	Others	2,840
MUMBAI METRO LINE-3 PKG05	Metro-Underground	MMRC	16,114		Sub Total (D)		9,778
MUMBAI METRO LINE-3 PKG06	Metro-Underground	MMRC	11,432				
MAHA METRO UG-01 PUNE	Metro-Underground	MAHA METRO	1,851				
Sub Total (B)			29,397	SDMC HEAD QUARTER-NBCC DELHI	Civil	SDMC	5,598
				SGPGI MEDICAL SCIENCES-LUCKNOW	Civil	UPRNNL	1,093
DWARKA EXPRESSWAY-PKG-02	Flyover	NHAI	15,400	RML ACADEMY-LUCKNOW	Civil	UPRNNL	751
DWARKA EXPRESSWAY-PKG-01	Flyover	NHAI	13,490	Others	Others	Others	500
AIROLI CREEK BRIDGE	Flyover	MMRDA	2,698		Sub Total (E)		7,942
SCLR FLYOVER	Flyover	MMRDA	2,568				
TOTAL (A+B+C+D+E)							1,31,663

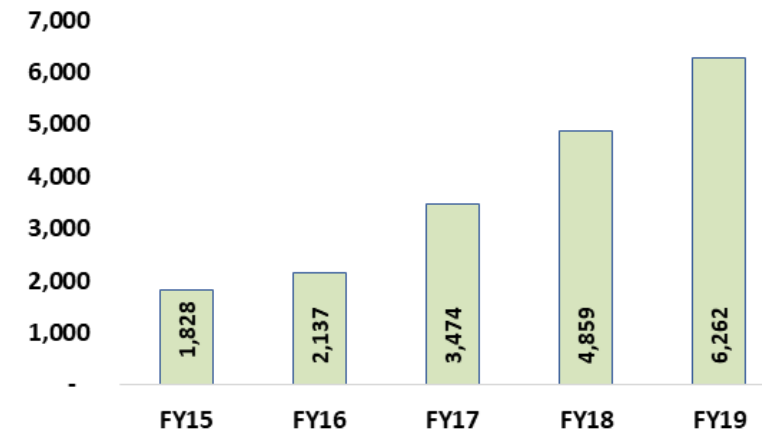
REVENUE – KEY CONTRIBUTORS



METRO - UNDERGROUND (₹ mn)

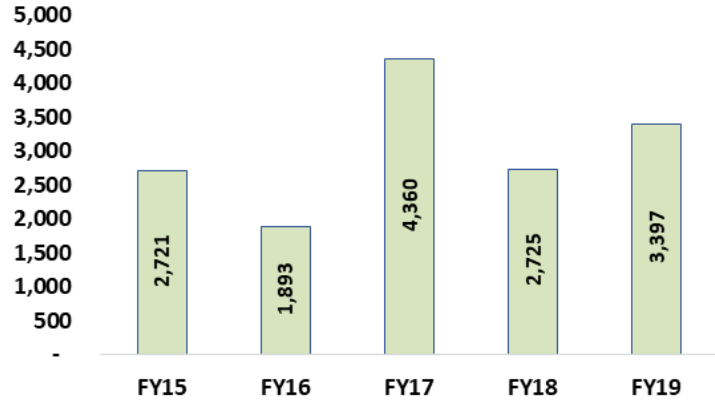


METRO - ELEVATED (₹ mn)

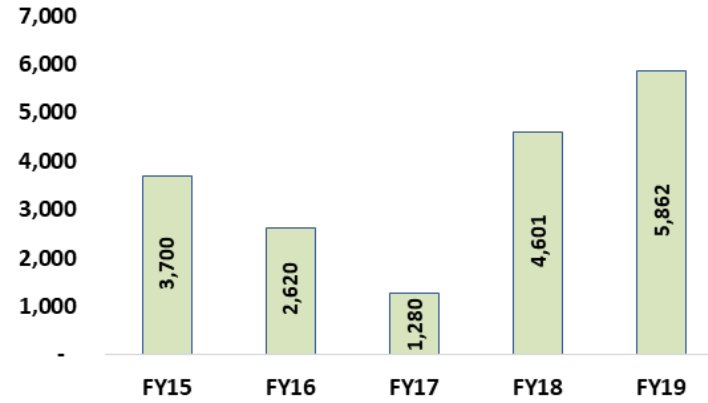


REVENUE – KEY CONTRIBUTORS

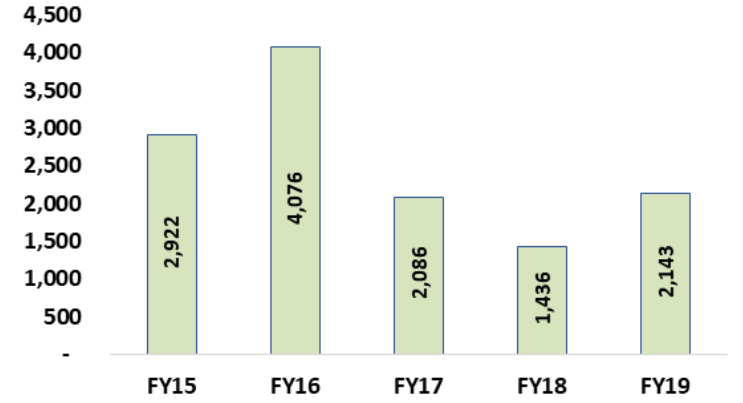
FLYOVER & BRIDGES (₹ mn)



ROADS (₹ mn)



CIVIL & OTHERS (₹ mn)



ESIC ALWAR

ESIC ALWAR

OUR MARQUEE CLIENTS

METRO & RAILWAYS



FLYOVER & BRIDGES



CIVIL AND OTHERS



EQUIPMENT BANK



TBM Machine



Piling Machine



Casting Yard



Dumper / Tipper



RMC Plant



Segment Rolling

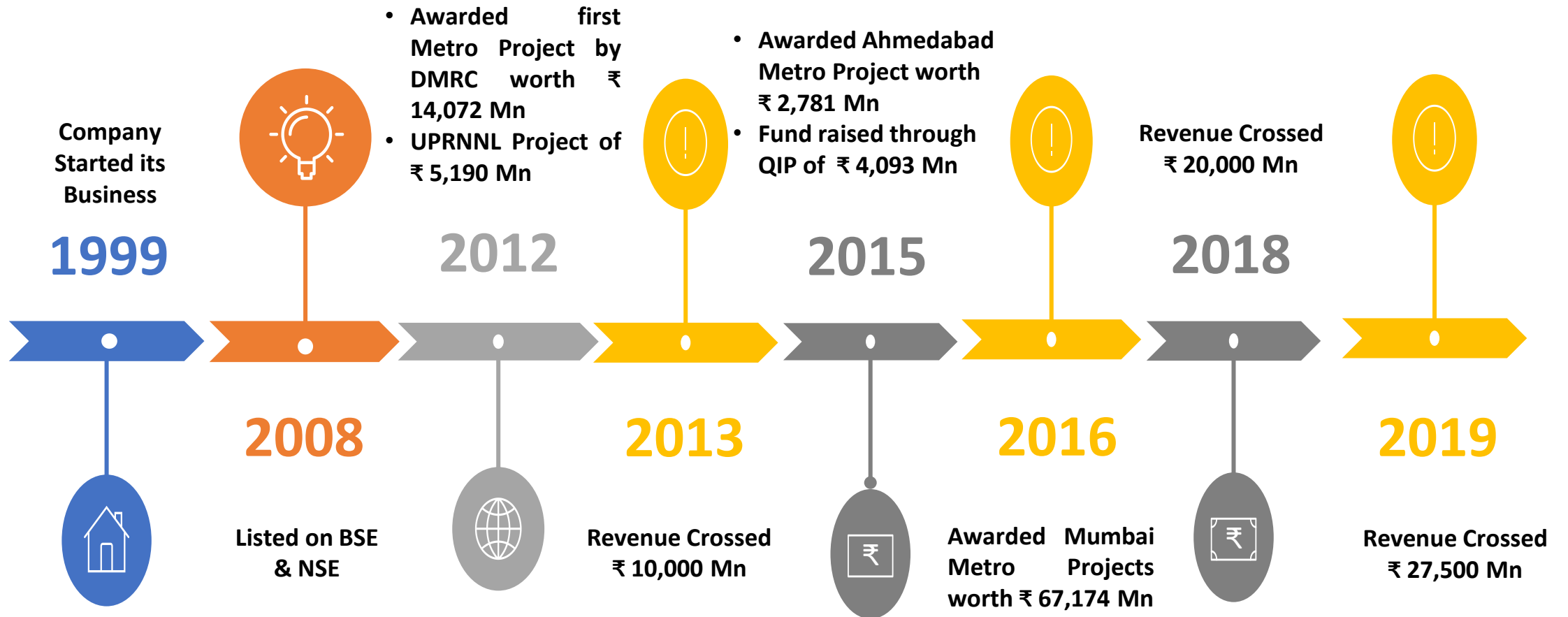


Launching Gurder



Bitumen Plant

OUR JOURNEY SO FAR



SOME OF OUR COMPLETED PROJECTS



ESIC Alwar



KSB Underpass, Pune



Sky Walk – Mumbai Project



Delhi Underground Metro



SOME OF OUR COMPLETED PROJECTS....1

Delhi Elevated Metro



Amar Mahal Flyover



Meenatai Thakre Flyover



BKC- Chunabhatti Flyover



KEY ONGOING PROJECTS – MUMBAI METRO



KEY ONGOING PROJECTS



JNPT



Thane Belapur



Ahmedabad Metro



Kalwa Bridge Thane

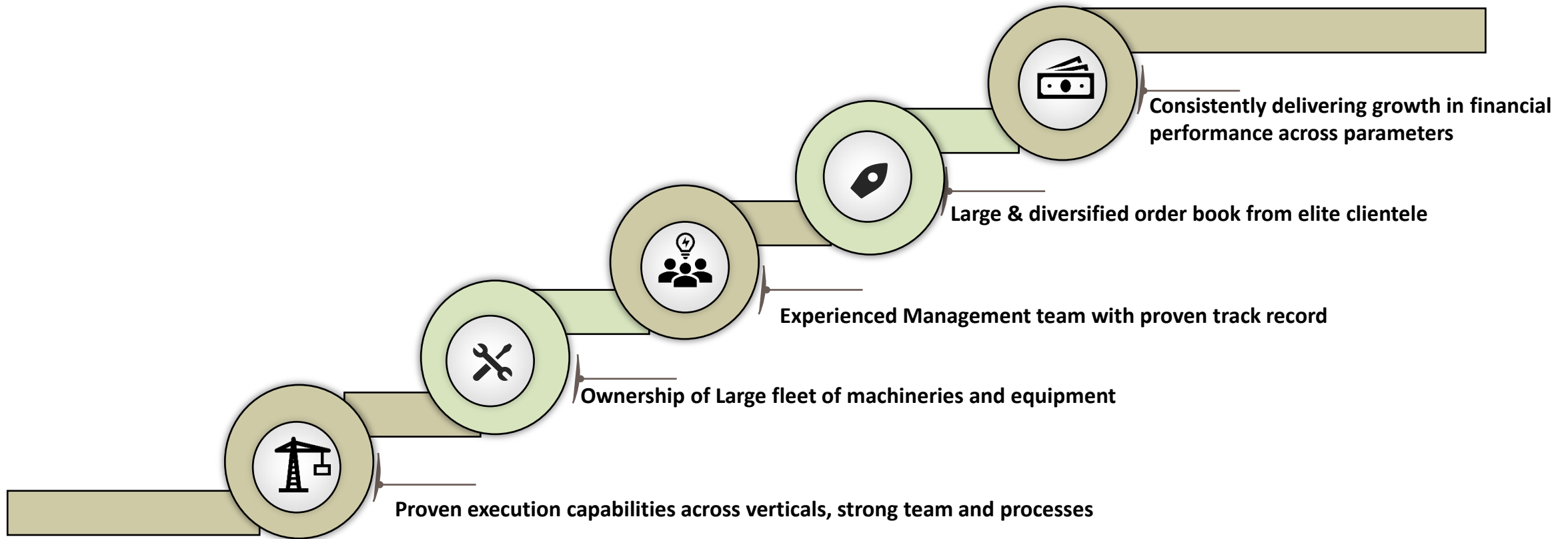


SCLR



JNPT

KEY STRENGTH




Provides visibility of robust financial performance, with sustainable positive operating cash flows and stable margin profile making JKIL an eminent company in the construction EPC space

EXECUTIVE DIRECTORS



Mr. Jagdishkumar Gupta – Promoter & Executive Chairman

Mr. Jagdishkumar Gupta, the architect of JKIL, is a first generation entrepreneur and has led the company in undertaking projects of varied complexities and scale. It is his vision, passion, zeal and indefatigable energy which has been instrumental in shaping the company's growth path. He has over 50 years of experience in Infrastructure sector in India.



Mr. Kamal Gupta – Managing Director

- Graduated with Bachelors in Civil Engineering.
- Associated with JKIL since inception. Has an experience of more than 22 years in construction field.
- Plays a vital role in execution of projects within the stipulated time frame
- He looks after the civil construction works, metro railways, etc



Mr. Nalin Gupta – Managing Director

- A commerce graduate and Member of Indian Institution of Bridge Engineer.
- Associated with JKIL since inception. Has an experience of more than 22 years in construction field.
- Instrumental in setting and developing the piling business.
- He looks after construction of subway, elevated metro, underground metro, flyovers, rail over bridges etc.

INDEPENDENT DIRECTORS



Dr. R. Srinivasan

- Holds a Doctorate in Banking and Finance
- Served as CMD of Bank of India and Allahabad Bank.
- Serving on board of several companies focused on software, pharmaceuticals, gems & jewellery, tea, paint in addition to mutual fund industry.



Padmanabh P. Vora

- Chartered Accountant with over 32 years experience in finance, banking and management.
- Served as the Chairman-cum-Managing Director of the Industrial Development Bank of India from which he retired in 2003.



Ajit Singh Chatha

- Graduate with Honour's in Electrical Engineering.
- Joined the I.A.S cadre of Punjab in 1963 and held wide range of assignments such as Deputy Commissioner, Managing Director, Joint Secretary, Principal Secretary and Chief Secretary



Padam Prakash Jain

- M. Com and Diploma in Management from FMS, Delhi. Besides, he is an Associate of Indian Institute of Bankers and Chartered Institute of Bankers, London.
- He has been a senior commercial banker /Investment banker with more than 39 years.



Archana S. Yadav

- Chartered Accountant with over 15 years of experience.
- A PGDBM holder, she has also Cleared Forensic Audit & Fraud Detection Course by ICAI
- She has been Appointed as GST Faculty by ICAI for knowledge sharing.

OUR CORE TEAM



Pradeep K. Kulshrestha **Chief Operating Officer**

- He hold M Tech degree in Engineering
- He has 35 year's of experience .
- He has been associated with the Company since March, 2019.

Mayank Kumar Jain **Head Transportation-Project**

- Hold B Tech & M Tech degree in Civil Engineering.
- He has 33 year's of experience
- He has been associated with the Company since January, 2019.
- He is responsible for Metro Line 2, 4, 6 and 9

Arvind Gupta **Chief Financial Officer**

- A Chartered Accountant and has over 17 years of experience in Accounting, Taxation and Auditing.
- He has been associated with our Company since April, 2010.

Ravinder Kulkarni **Vice President-Projects, IT, HR and Administration**

- Holds a Diploma in civil engineering
- Over 42 years of experience. He has been associated with various government & private institutions including Maharashtra Irrigation department.
- He has been associated with the Company since 2011.

Dharmendra Singh **QAQC Head**

- He hold degree in B. Sc. and B E (Civil Engineering) First Class Honors
- He has 27 years of experience in Infrastructure construction projects & building construction projects. International work experience of 15 years in Singapore.

Poornima Reddy **Company Secretary & Compliance Officer**

- She is a Company Secretary, LLB and P.G. Diploma in Financial Management having more than 17 years of experience.
- She has been associated with our Company since July, 2007

S.M. Thorat **Vice President (Projects)**

- Holds bachelor's degree in civil engineering
- Over five decades of experience in planning and execution of various bridges, roads, flyovers and multi storied buildings and administration.
- He has been associated with the group since 1995 and responsible for project monitoring

OUR CORE TEAM...1



Dhiman Majumdar **Project Head**

(Dwarka Express Way Pkg-01 Project)

- He is a Bachelor in Engineering in Civil and has over 28 Years of experience in Civil Project Planning & cost control, Tendering, etc
- He is associated with our company since 2012.

Dinesh Kumar Misra **MML-3, Package 06,** **(Sr. General Manager)**

- He holds a Diploma in civil engineering and has over 37 years of experience. He has been associated with various government & private institutions including junior engineer with the Maharashtra Irrigation department.
- He has been associated with the Company since 2011.

P K Prabhakaran **DGM Tender**

- He holds a diploma in civil engineering .
- He is retired Deputy Executive Engineer of PWD, Maharashtra. He has extensive of 37 years experience in planning and execution various
- He has been associated with us since 2004.
- He is responsible for identifying and quoting for new projects

Iftekhar Ahmed **(JNPT Projects)**

- He has degree in B.E. (Civil) and has total experience of 15 years.
- He has Expertise in Planning, Execution or Contract Management with in Construction of Flyovers / Bridges, Construction of Roads etc.

R. B. Singh **General Manager (Projects)**

- He holds a bachelor's degree in civil engineering and also has a masters in construction, and has over 25 years of experience in project planning & management etc.
- He has been associated with our Company since 2011.

I. Haluk Emre **Project Manager MML-03 P06**

- He hold Civil Engineering degree and has over 37 years of experience.
- He is associated with our company since 2017. He currently handles M M L-3 P06 Project.

Urin Wanbanterng **Manager Tunnel**

- He hold Bachelor Degree in Faculty of Civil Engineering.
- Has 17 years underground Construction Experience.
- He is currently working at package 5 as Manager Tunnel.

STRATEGIC PRIORITIES



At JKIL, we are attractively placed to carve out larger projects. We would bid for and undertake large projects which meets internal profitability benchmark, **thereby strengthening our Revenue Visibility**



Increase in scope of existing projects help us in better absorption of our administration cost thereby enhancing our profitability

Most sustainable companies have less debt and high net worth; we expect to **remain low net debt across the foreseeable future**




PROFITABLE GROWTH
ENHANCE SHAREHOLDERS RETURN



Though we have amassed large qualifications, we are open for entering into any strategic alliance which enhances our pre-qualification strengths, wherever required

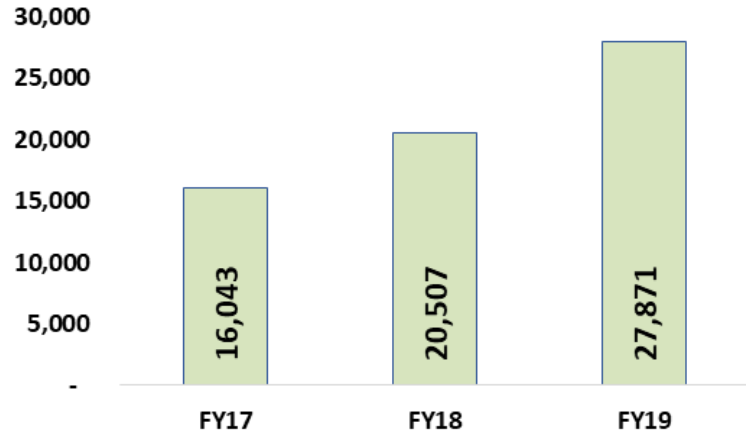
We have made sustained investment in cutting-edge technologies and equipment over years. **Higher asset churn will help reduce our future capex investments, leads to better absorption** of fixed cost thereby enhancing the returns



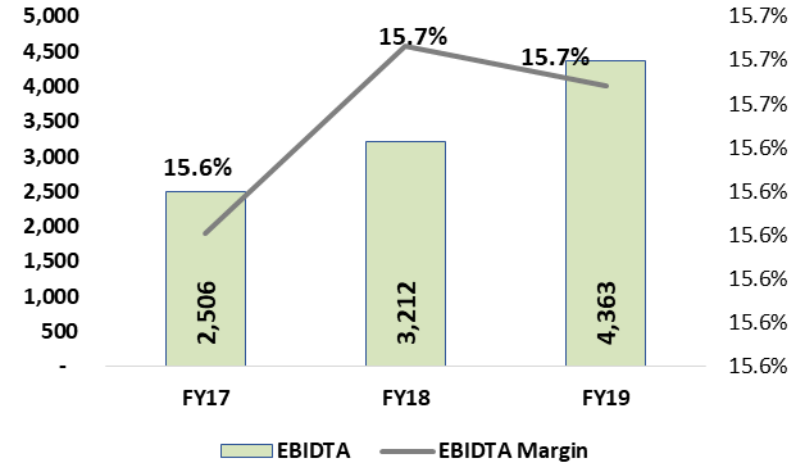
To be able to ahead of the curve vis-à-vis competition, we have imbibed a culture of operational discipline. We believe that we need to constantly validate the same and improvise to enhance returns

KEY FINANCIAL INDICATORS

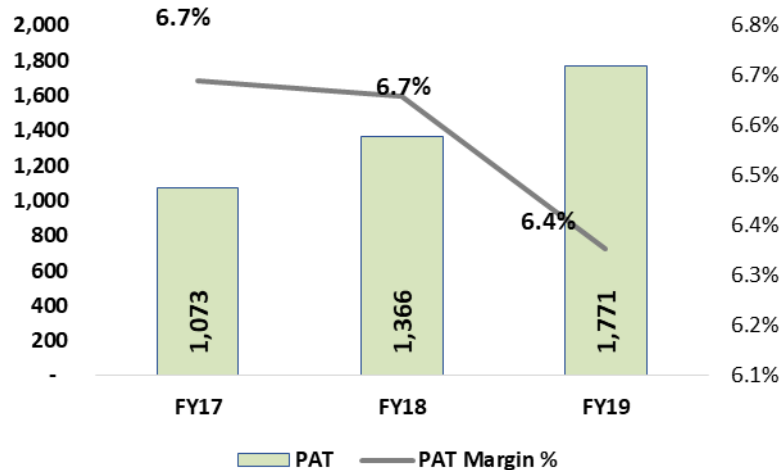
Revenue from Operations ₹ Mn



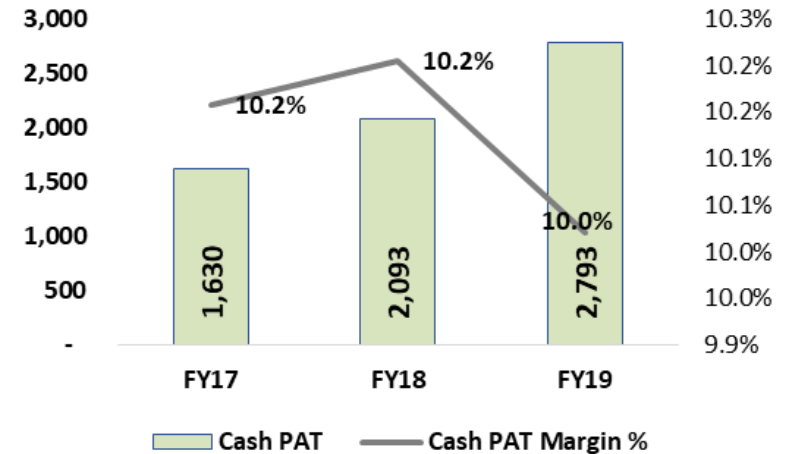
EBIDTA ₹ Mn



PAT ₹ Mn

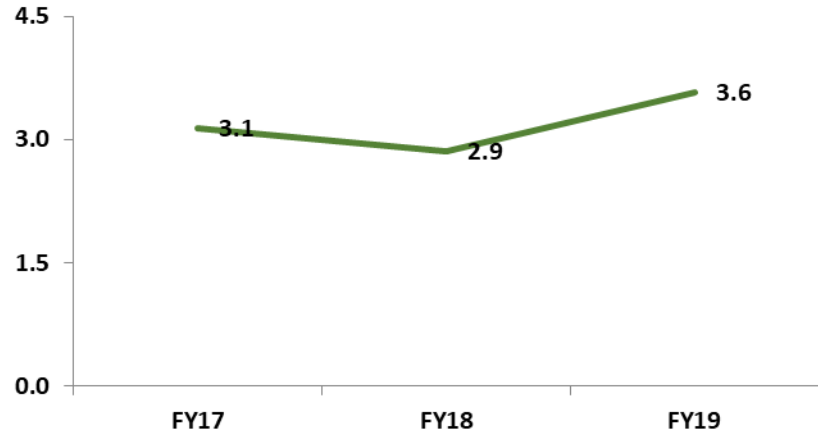


Cash PAT ₹ Mn

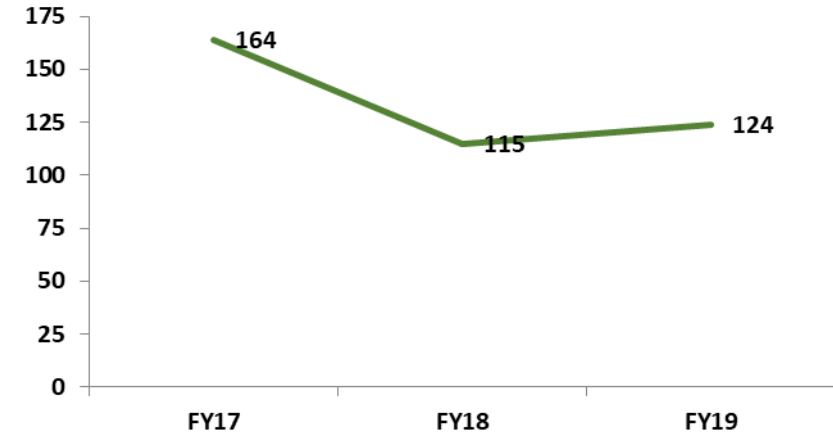


KEY RATIOS

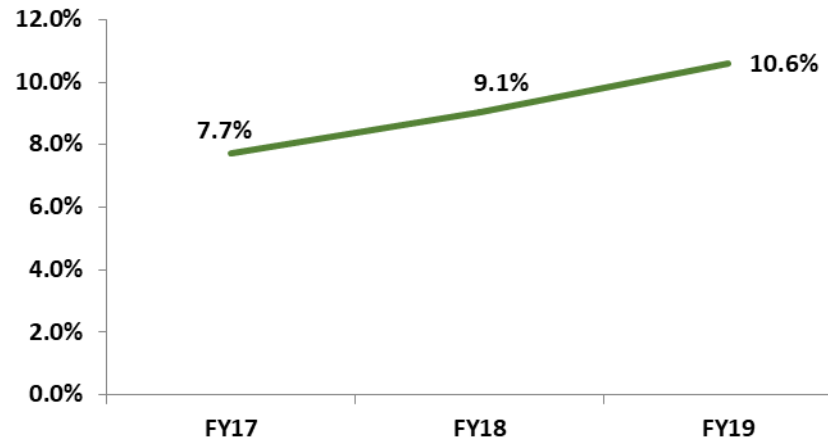
Asset Turnover Ratio



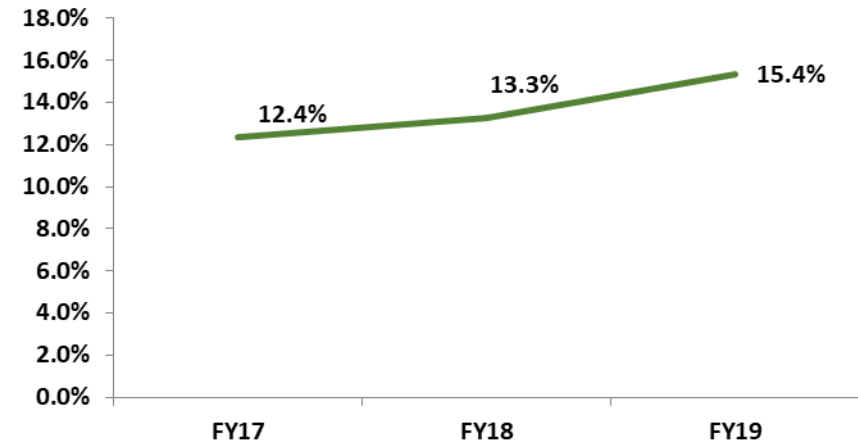
Working Capital Days



ROE



ROCE



PROFIT & LOSS

Particulars (₹ In Mn)	FY17	FY18	FY19
Revenue from Operations	16,043	20,507	27,871
Cost of Material Consumed	9,659	12,087	17,203
Employee Expenses	1,267	1,971	2,477
Other Expenses	2,611	3,237	3,828
EBIDTA	2,506	3,212	4,363
EBIDTA Margin	15.6%	15.7%	15.7%
Other Income	311	285	281
Depreciation	556	727	1,022
EBIT	2,260	2,770	3,622
EBIT Margin	14.1%	13.5%	13.0%
Finance Cost	662	703	939
Profit before Tax	1598	2067	2,683
PBT Margin	10.0%	10.1%	9.6%
Tax	525	701	912
PAT	1073	1366	1,771
PAT Margin %	6.7%	6.7%	6.4%
Cash PAT	1630	2093	2,793
Cash PAT Margin %	10.2%	10.2%	10.0%

CAGR

32%

32%

28%

BALANCE SHEET

Particulars (₹ in Mn)	As at Mar 2019	As at Mar 2018
ASSETS		
Non-current assets		
Property, plant and equipment	7,788	7,161
Capital work-in-progress	798	1,262
Financial assets		
Investments	316	150
Other financial assets	3,054	2,431
Other non current assets	304	286
Sub-total - Non-Current Assets	12,259	11,290
Current assets		
Inventories	9,187	8,143
Financial assets		
Trade receivables	4,986	5,288
Cash and cash equivalents	704	975
Bank balances other than cash & cash equivalents	4,009	4,131
Loans	106	160
Other financial assets	1,064	966
Other current assets	2,659	2,664
Sub-total - Current Assets	22,715	22,325
TOTAL - ASSETS	34,974	33,615

Particulars (₹ in Mn)	As at Mar 2019	As at Mar 2018
EQUITY AND LIABILITIES		
Equity		
Equity share capital	378	378
Other equity	16,297	14,709
Sub-total - Shareholders' funds	16,675	15,088
LIABILITIES		
Non-current liabilities		
Financial liabilities		
Borrowings	1,407	1,134
Provisions	4	-
Deferred tax liabilities (net)	366	289
Sub-total - Non-current liabilities	1,777	1,423
Current liabilities		
Financial liabilities		
Borrowings	4,625	3,651
Trade payables	3,029	3,292
Other financial liabilities	3,388	2,747
Other current liabilities	5,322	7,372
Current tax liabilities (net)	158	44
Sub-total - Current liabilities	16,522	17,105
TOTAL - EQUITY AND LIABILITIES	34,974	33,615

For further information, please contact



Company :

J Kumar Infraprojects Ltd.

Mr. Arvind Gupta (Chief Financial Officer)

Ph: +91-22-67743555

Email: arvind.gupta@jkumar.com

www.jkumar.com

Investor Relation Advisors:

Marathon Capital Advisory Private Limited

Dr. Rahul Porwal

Tel : +91-22-40030610

Email : rahul@marathoncapital.in

www.marathoncapital.in
