

July 24, 2025

CS&G/STX/SQ2025/08

1) National Stock Exchange of India LimitedExchange Plaza, C-1, Block G,
Bandra Kurla Complex, Bandra (E),
Mumbai – 400 051

Scrip Symbol: KFINTECH

2) BSE LimitedPhiroze Jeejeebhoy Towers,
Dalal Street,
Mumbai – 400 001

Scrip Code: 543720

Sub. : Investor Presentation and Factsheet**Ref. : Regulation 30 of the Securities and Exchange Board of India (Listing Obligations and Disclosure Requirements) Regulations, 2015 (“LODR Regulations”)**

Dear Sir / Madam,

Further to our previous intimation bearing reference no. CS&G/STX/SQ2025/02 dated July 08, 2025, pursuant to Regulation 30 and other applicable provisions of the LODR Regulations, please find enclosed herewith the Investor Presentation and Factsheet on performance of the Company for the quarter ended June 30, 2025.

This is for your information and records.

Thanking you,

Yours faithfully,

For KFin Technologies Limited**Alpana Kundu****Company Secretary and Compliance Officer**

ICSI Membership No.: F10191

Encl.: a/a

STRONG PERFORMANCE LED BY GROWTH ACROSS DIVERSE BUSINESSES, STRONG DEAL WINS, AND STABLE MARGINS WITH PROFITABLE GROWTH

Mumbai, July 24, 2025: KFin Technologies Limited announced its financial results for the quarter ended 30th June 2025 today.

Financial Highlights – Q1FY26

- Revenue from operations stood at ₹ 2,740.6 million, up 15.4% y-o-y; Core revenue growth at 19.4% y-o-y
- Core International and other investor solutions revenue up by 29.3% y-o-y; VAS revenue up by 39.6% y-o-y
- EBITDA stood at ₹ 1,138.6 million, up 14.2% y-o-y, EBITDA margin at 41.5%
- PAT at ₹ 772.6 million, up 13.5% y-o-y, PAT margin at 28.2%
- Diluted EPS stood at ₹ 4.45, up 13.0% y-o-y
- Cash and cash equivalents at ₹ 7,500.0 million as on June 30, 2025

Business Highlights

- Overall AAUM¹ growth at 23.0% y-o-y vs. 22.3% for the industry, market share¹ at 32.5%
- Equity AAUM¹ growth at 21.7% y-o-y vs. 23.1% for the industry, market share¹ at 33.0%
- Won an RTA deal from three new AMCs – Abakkus Asset Managers, Marcellus Investment Managers, and Wealth Company Asset Management (Pantomath); Won a deal for development of digital assets from an AMC client; Won five maiden clients under our newly launched KRA business
- Added 880² new corporate clients under the issuer solutions business; Market share³ in NSE500 companies at 50.8%. New RTA mandates won during the quarter includes Canara HSBC Life Insurance Company Limited, ICICI Prudential Asset Management Company Limited, Meesho Limited, Pine Labs Limited, Prestige Hospitality Ventures Limited
- Number of international clients increased to 82⁴; Overall AAUM⁴ grew 33.5% y-o-y to ₹0.9 trillion; Won a full-service FA & TA deal from an existing AMC client in Malaysia; Won an LOI⁵ for full-service FA mandate from a corporate treasury desk in Malaysia; Won maiden deal for mPowerWealth platform⁵ from a large AMC in Philippines; Onboarded five funds in Gift City in Q1FY26, total number of funds increased to 35
- No of alternate funds at 592⁴; Market share⁴ at 37.0%; AAUM grew 38.1% y-o-y to ₹ 1.6 trillion⁴; Won 23 new AIF funds including from Tata AMC, Multiples; Won deals for mPower Order Management System from two AMCs, including an AMC where KFinTech is not an RTA; Won fund administration platform deal from a large private life insurance company
- NPS subscriber base⁴ grew to 1.67 million, up by 32.2% y-o-y vs. 12.7% y-o-y growth for the industry; Market share⁴ in overall subscribers' base at 9.9% as on June 30, 2025, up from 8.4% as on June 30, 2024

Commenting on the company's performance, Sreekanth Nadella, Managing Director and CEO, KFin Technologies Limited said, It has been an eventful quarter for KFinTech with several initiatives coming to fruition in this Quarter. We delivered a strong quarterly performance amidst global uncertainty and positioned ourselves for stronger growth during the rest of fiscal. Our mature lines of businesses - domestic mutual funds and issuer solutions continue to grow in line with industry growth even as our new business lines of future - global fund administration business, AIF and wealth, pension, and digital mobility solutions continue to grow at a faster pace with revenue growth of 29% y-o-y. As we await regulatory approvals to complete the integration with Ascent Fund Services, we are happy to share that the organization continues to grow at a CAGR of over 35%. This is a critical development in our sojourn to be a formidable global fund administrator. KFinTech has incubated its second "Centre of Excellence" at Vijaywada, Andhra Pradesh, will be designed to build cloud-native enterprise mobility solutions, embedded with AI and advanced analytics, redefining industry landscape. Furthermore, we have launched best in class KRA solutions with embedded AI technology which saw us winning clients in quick succession of launch and is set to transform the customer onboarding solutions. Winning global mandate for our recently launched wealth platform "mPowerWealth" is a testimony to our capability to build innovative solutions with global purpose, participating in a fast-growing global wealth management platform business. To empower our mutual fund partners, we launched "IRIS", a first of its kind multi-asset platform tailored for forward-looking financial intermediaries, and "Swiftflow", a next-generation payment orchestration platform for Indian and global enterprises. At KFinTech, we believe in continuous transformation and as we move forward, we remain steadfast to execute our strategy sustainably and stay ahead of the evolving trends by driving growth and profitability in a responsible manner.

KEY FIGURES	₹ Million			
	Q1 FY26	Q4 FY25	Q1 FY25	FY25
Revenue	2,740.6	2,827.0	2,375.6	10,907.5
EBITDA	1,138.6	1,222.5	996.6	4,790.0
EBITDA margin %	41.5%	43.2%	42.0%	43.9%
Profit After Tax (PAT)	772.6	850.5	680.7	3,326.3
PAT margin %	28.2%	30.1%	28.7%	30.5%
Diluted EPS (₹)*	4.45	4.91	3.94	19.27

*Not annualized; (1) Last quarter average; (2) During the quarter; (3) As on June 30, 2025, based on market capitalization; (4) As June 30, 2025; (5) During July'25;

About KFin Technologies Limited (www.kfintech.com/; BSE: 543720; NSE: KFINTECH):

KFin Technologies Limited ("KFintech") is a leading technology driven financial services platform providing comprehensive services and solutions to the capital markets ecosystem including asset managers and corporate issuers across asset classes in India and provide comprehensive investor solutions including transfer agency, fund administration, fund accounting, data analytics, digital onboarding, transaction origination and processing for alternate investments, mutual funds, unit trusts, insurance investments, and private retirement schemes to global asset managers in Malaysia, Philippines, Singapore, Hong Kong, Thailand and Canada. In India, KFintech is the largest investor solutions provider to Indian mutual funds, based on number of AMCs serviced as on June 30, 2025, and the largest issuer solutions provider based on number of clients serviced as on June 30, 2025. KFintech is the only investor and issuer solutions provider in India that offers services to asset managers such as mutual funds, alternative investment funds, wealth managers and pension as well as corporate issuers and is one of the three operating central record keeping agencies for the National Pension System in India.

KFintech is listed on the National Stock Exchange of India Limited and BSE Limited. General Atlantic Singapore Fund Pte Ltd ("GASF"), a leading global private equity investor, is the promoter of the KFintech.

For more information please contact:

Amit Murarka

Email: InvestorRelations@kfintech.com

Disclaimer:

Certain statements that may be made or discussed in this release may be forward-looking statements and/or based on management's current expectations and beliefs concerning future developments and their potential effects upon KFin Technologies Limited. The forward-looking statements are not a guarantee of future performance and involve risks and uncertainties and there are important factors that could cause actual results to differ, possibly materially, from expectations reflected in such forward-looking statements. KFin Technologies Limited does not intend, and is under no obligation, to update any forward-looking statement made in this release.



KFin Technologies Limited

Investor Presentation

Q1FY26

(for the quarter ended June 30, 2025)



Safe Harbour Statement

This presentation may contain certain forward-looking statements concerning the Company's future business prospects and business profitability, which are subject to a number of risks and uncertainties and the actual results could materially differ from those in such forward-looking statements. The risks and uncertainties relating to these statements include, but are not limited to, risks and uncertainties regarding fluctuations in earnings, our ability to manage growth, competition, economic growth in our markets, ability to attract and retain highly skilled professionals, our ability to manage our operations, government policies and actions, interest and other fiscal costs generally prevailing in the economy. The Company does not undertake to make any announcement in case any of these forward-looking statements become materially incorrect in future or update any forward-looking statements made from time to time by or on behalf of the Company.

Today's Presenters



Venkata Satya Naga Sreekanth Nadella

Managing Director and
Chief Executive Officer



Vivek Narayan Mathur

Chief Financial Officer



Amit Murarka

Head of Global Business Finance,
M&A, and Investor Relations

- 1. Company Overview**
2. Key Highlights
3. Industry Highlights
4. Business Highlights
5. Financial Highlights
6. Team & Shareholding



KFintech: At a Glance

Scaled global platform with integrated FA and RTA capabilities - Strong track record of growth and leadership

Investor Solutions – Domestic Mutual Funds

Largest
Investor Solution provider to
Indian MFs¹

33.0%
Equity MF AAUM m. share,
up from 28.8% in FY20

28² out of 53²
AMCs in India; ₹**23.5 tn** AAUM³
serviced

38.6%
Monthly SIP inflows m. share

Won 20⁴ out of 32⁵
Last new AMCs launched in India

175 million
Total investor folios

35⁹
New products launched

2.3 mm
Average daily transactions

Issuer Solutions

50.8%
Market share⁶

8,867
Corporate clients

163 million
Investor folios being
managed

1,100+
IT engineers

ESG Score¹⁰ – 61

International & Other Investor Solutions

82
Clients⁷ including
13 new clients yet to go live

1 of 3
Operational CRAs (NPS)
With **1.7 mn subscribers** and **3,820**
corporate clients

592 AIF funds⁸
(**37.0%** m. share)

810
BitSight Security Score

Note: Metrics as of June 30, 2025, unless stated otherwise; mm represent million; tn represent trillion; (1) based on number of AMCs serviced; (2) 4 out of 28 are yet to start operations and 7 out of 53 are yet to start operations; (3) AAUM represents last quarter average; (4) includes 4 AMCs which are yet to start operations; (5) includes 7 AMCs which are yet to start operations; (6) based on market capitalization of NSE 500 companies; (7) 31 clients in Malaysia, 4 clients in Philippines, 1 client in Hong Kong, Singapore, Thailand, Middle East and Canada each and 29 clients in Gift city. Additionally, 5 clients in Malaysia, 2 clients in Singapore, 1 clients in Philippines and 5 clients in Gift city yet to go live; (8) Includes stamp duty and ISIN clients; market share based on total AIFs registered with SEBI; (9) in last 5 years ended June 30, 2025; (10) Assessed by CRISIL Ratings for the year ended March 31, 2024

1. Company Overview
2. **Key Highlights**
3. Industry Highlights
4. Business Highlights
5. Financial Highlights
6. Team & Shareholding

Key Highlights



Strong performance backed by growth across diverse businesses, strong deal wins, and stable margins with profitable growth
Q1FY26: Revenue growth at 15% y-o-y; EBITDA growth at 14% y-o-y and margins at 41.5%; PAT growth at 13% y-o-y and margins at 28.2%
International and other investor solutions (excl. GBS) revenue grew by 29% y-o-y; VAS revenue grew by 40% y-o-y in Q1FY26
Share of non-domestic mutual fund revenue in overall revenue at 27% in Q1FY26



Domestic Mutual Fund investor solutions

- Overall AAUM¹ continues to grow faster; KFinTech's AAUM growth at 23.0% y-o-y vs. 22.3% growth for industry
- Overall AAUM market share¹ at 32.5%; Equity AAUM market share¹ at 33.0%
- Won an RTA deal from three new AMCs – Abakus Asset Manager Private Limited, Marcellus Investment Managers Private Limited & Wealth Company Asset Management Holdings Private Limited (Pantomath)
- Won a contract from an AMC for development of digital assets
- Won five maiden clients under newly launched KRA business
- 6 out of top 10 AMCs with fastest % growth in AAUM²



Issuer solutions

- Added 880 corporate clients during Q1FY26 taking total clients' base⁷ to 8,867
- Market share^{3,7} in NSE 500 companies at 50.8%
- New RTA mandates won during the quarter includes Canara HSBC Life Insurance Company Limited, ICICI Prudential Asset Management Company Limited, Meesho Limited, Pine Labs Limited, Prestige Hospitality Ventures Limited, Shiprocket Limited.
- Main Board IPOs managed by KFinTech: 18.0% market share in terms of issue size and 40.0% market share in terms of number of IPOs in Q1FY26



International investor solutions

- Number of clients⁴ increased to 82
- Won a full-service FA & TA deal from an existing AMC client in Malaysia
- Won an LOI⁵ for full-service FA mandate from a corporate treasury desk in Malaysia
- Won maiden deal for mPowerWealth platform⁵ from a large AMC in Philippines
- Onboarded five funds in Gift City in Q1FY26, total number of funds increased to 35



AIF & Wealth investor solutions

- No of funds^{6,7}: 592, market share^{6,7}: 37.0%
- AAUM⁷: ₹ 1.6 trillion, grew 38.1% y-o-y
- Won 23 new AIF funds including from Sorigin, Arnya RE Fund, Tata AMC, Multiples, etc.
- Won mandates for mPower Order Management System from two AMCs, including an AMC where KFinTech is not an RTA
- Won fund administration platform deal from a large private life insurance company



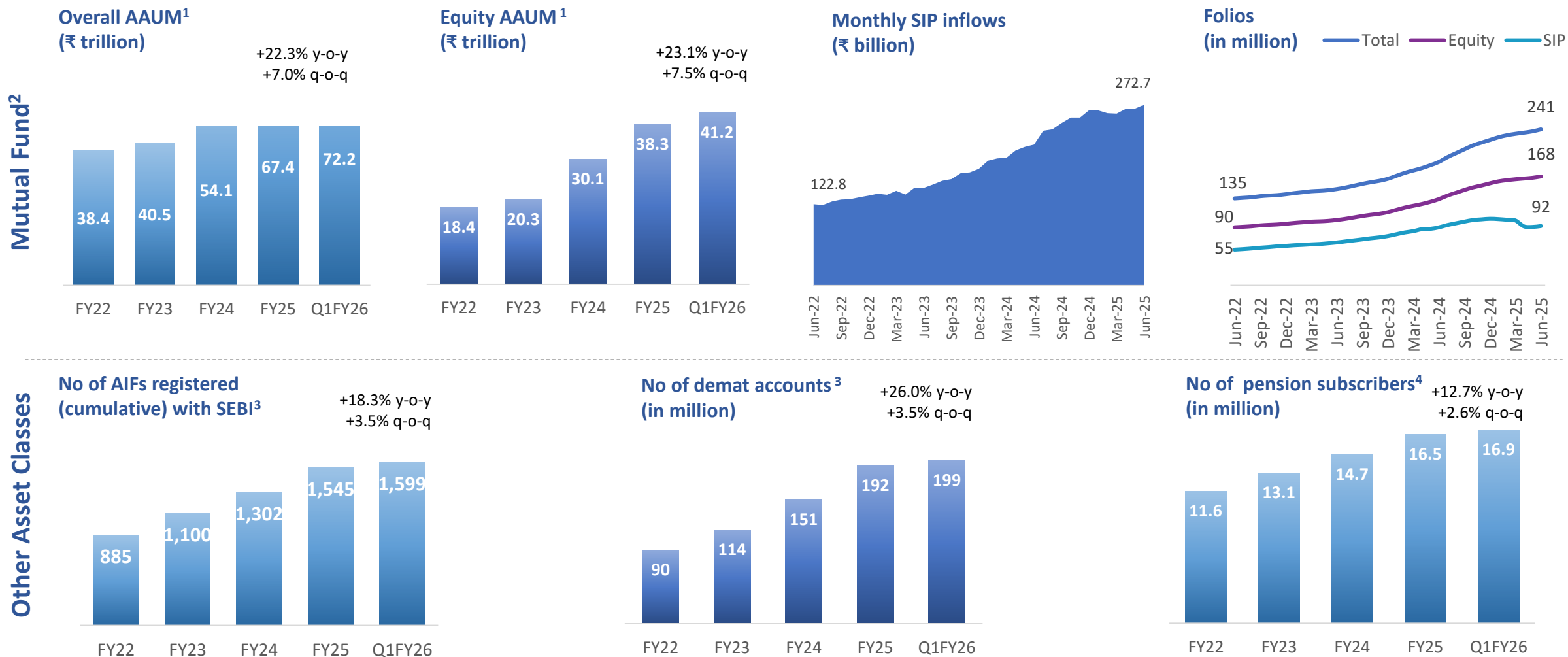
National Pension Scheme

- KFinTech's subscriber base⁷ grew by 32.2% y-o-y vs 12.7% y-o-y growth for the industry during Q1FY26
- Added 52,400 subscribers during Q1FY26; Overall subscribers' base: 1.7 million⁷
- Market share in overall subscribers' base at 9.9% during Q1FY26, vs. 8.4% during Q1FY25
- Added 483 corporate clients during Q1FY26; Overall corporate clients' base: 3,820⁷

(1) Last quarter average; (2) Ranking as per last quarterly AAUM of AMCs with at least ₹10,000cr AAUM; (3) Based on market capitalization as on June 30, 2025; (4) 31 clients in Malaysia, 4 clients in Philippines, 1 client in Hong Kong, Singapore, Thailand, Middle East and Canada each and 29 clients in Gift city. Additionally, 5 clients in Malaysia, 2 clients in Singapore, 1 clients in Philippines and 5 clients in Gift city yet to go live; (5) During Jul'25; (6) Includes stamp duty and ISIN clients; market share based on total AIFs registered with SEBI; (7) End of period

1. Company Overview
2. Key Highlights
3. **Industry Highlights**
4. Business Highlights
5. Financial Highlights
6. Team & Shareholding

India Performance



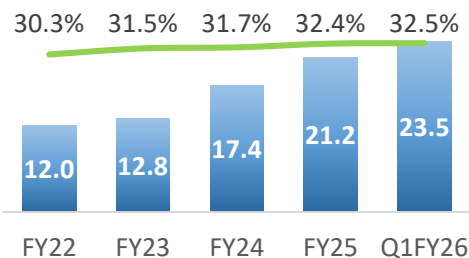
KFintech, with its multi-asset servicing platform, is well positioned to benefit from strong growth across large markets in India

1. Company Overview
2. Key Highlights
3. Industry Highlights
4. **Business Highlights**
5. Financial Highlights
6. Team & Shareholding

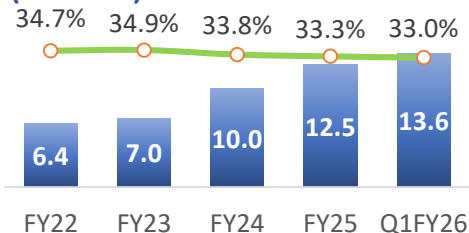
Domestic Mutual Fund investor solutions: Focus on mid-size, equity-oriented AMCs, providing significant sustainable advantage



Overall AAUM¹ & market share² (₹ trillion)



Equity AAUM¹ & market share² (₹ trillion)



AAUM¹ Growth

KFintech

▲ 23.0% (y-o-y)

▲ 7.3% (q-o-q)

▲ 21.7% (y-o-y)

▲ 7.3% (q-o-q)

Industry

▲ 22.3% (y-o-y)

▲ 7.0% (q-o-q)

▲ 23.1% (y-o-y)

▲ 7.5% (q-o-q)

AAUM¹ Market Share²

Q1FY25

32.3%

33.4%

58.6%

Q4FY25

32.4%

33.1%

58.0%

Q1FY26

32.5%

33.0%

58.0%

Equity Mix in Overall AAUM¹

SIPs

Q1FY26 inflows: ₹ 312 billion

▲ 27.4% (y-o-y) / 1.0% (q-o-q) ▲

38.6% market share in Jun'25

Live folios: 35.4 million³

▼ 9.5% (y-o-y) vs. 2.3% (Industry) ▲

▼ 18.5% (q-o-q) vs. 8.6% (Industry) ▼

Net flows

Continues to be positive in Q1FY26

KFin garnered 28.1% of industry net flows

NFO Market Share

No of NFOs – 60.9%
Fund mobilization – 47.5%

Transaction Volume

Q1FY26: 135.0 million

▲ 23.3% (y-o-y) / 0.5% (q-o-q) ▲

MFCentral CAS⁴ API

13.5 million hits in Q1FY26 (15.4% y-o-y) ▲

228 clients onboarded as on Jun'25;

17 clients onboarded in Q1FY26

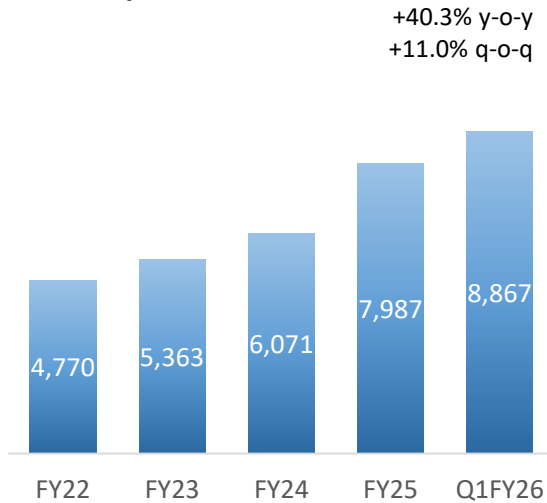
- 6 out of top 10 AMCs with fastest % growth in AAUM⁵
- Won an RTA deal from three new AMCs – Abakkus Asset Manager Private Limited, Marcellus Investment Managers Private Limited & Wealth Company Asset Management Holdings Private Limited (Pantomath)
- Won a contract from an AMC for development of digital assets
- Won five maiden clients under newly launched KRA business

(1) Last quarter average; (2) For the period; (3) As on June 30, 2025; (4) Consolidated account statement; (5) Ranking as per last quarterly AAUM of AMCs with at least ₹10,000cr AAUM

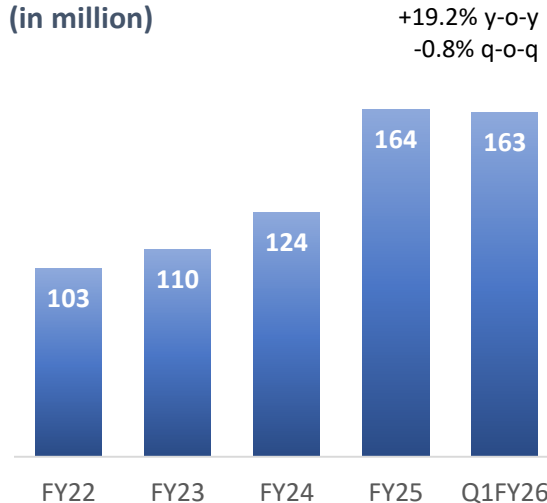


Issuer solutions - Maintaining the leadership position

No of corporate clients¹



No of investor folios¹
(in million)



- 880 clients added during Q1, taking total count to 8,867 clients
- New RTA mandates won during the quarter includes Canara HSBC Life Insurance Company Limited, ICICI Prudential Asset Management Company Limited, Meesho Limited, Pine Labs Limited, Prestige Hospitality Ventures Limited, Shiprocket Limited.
- Main Board IPOs managed by KFinTech: 18.0% market share in terms of issue size and 40.0% market share in terms of number of IPOs in Q4

KFinTech's market share in NSE 500 companies

By	June 30, 2024	March 31, 2025	June 30, 2025
No of clients ²	36.5%	37.4%	38.2%
No of folios ²	40.4%	42.0%	42.2%
Market capitalization ²	46.4%	49.6%	50.8%

(1) End of period; (2) Based on the movement of clients in the NSE500 category

International investor solutions: Expanding global footprints

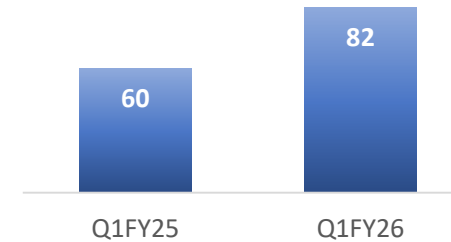


Growing global footprint



- Number of clients increased to 82
- Won a full-service FA & TA deal from an existing AMC in Malaysia
- Won an LOI² for full-service FA mandate from a corporate treasury desk in Malaysia
- Won maiden deal for mPowerWealth platform² from a large AMC in Philippines
- Onboarded five funds in Gift City in Q1FY26, total number of funds increased to 35

No of clients¹

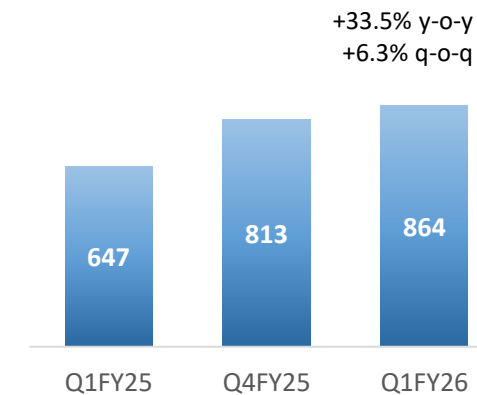


Solutions

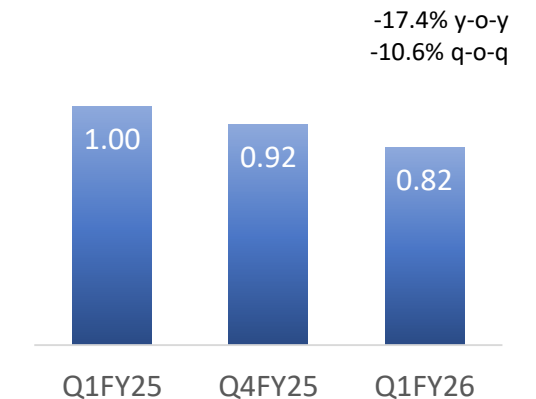
No of Contracts

RTA	65
Fund Administration	46

Overall AAUM³ (₹ billion)



Transaction volume³ (in million)

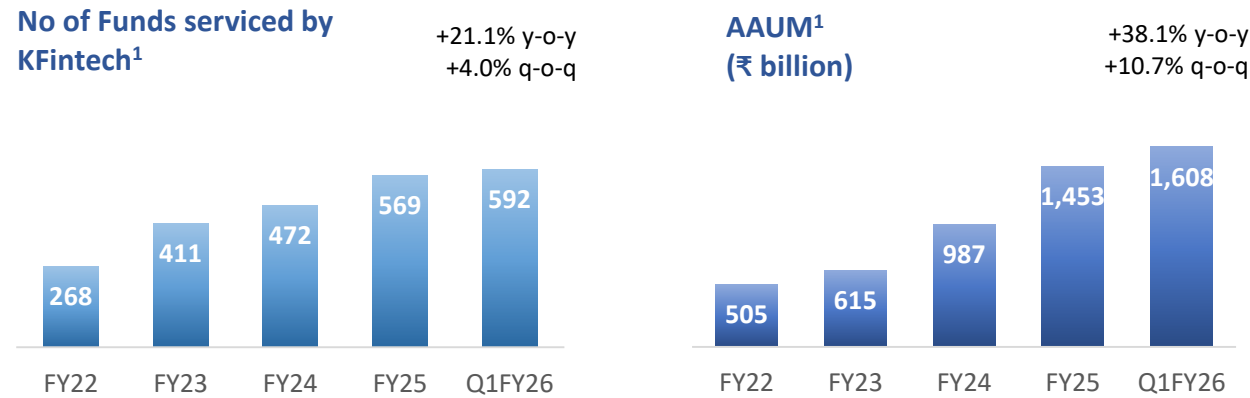


(1) Metric as on June 30, 2025; 31 clients in Malaysia, 4 clients in Philippines, 1 client in Hong Kong, Singapore, Thailand, Middle East and Canada each and 29 clients in Gift city. Additionally, 5 clients in Malaysia, 2 clients in Singapore, 1 clients in Philippines and 5 clients in Gift city yet to go live; (2) During Jul'25; (3) represents end of period AAUM and transactions of clients in the Southeast Asia excluding the fund administration platform sale deals

Other investor solutions: Younger & faster growing businesses

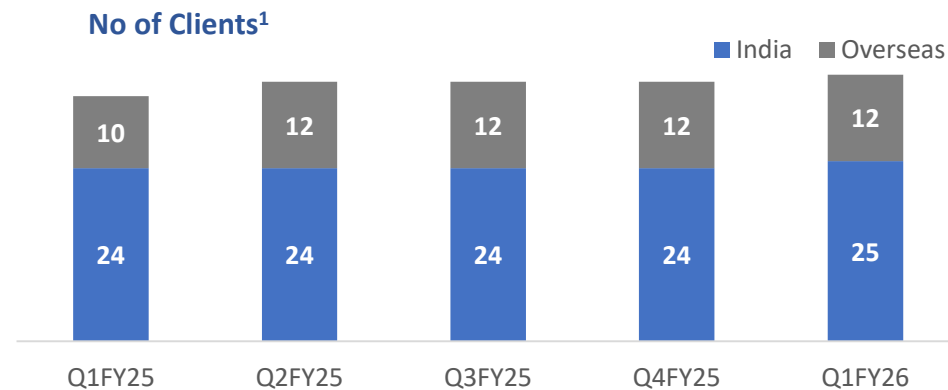


Alternates & Wealth



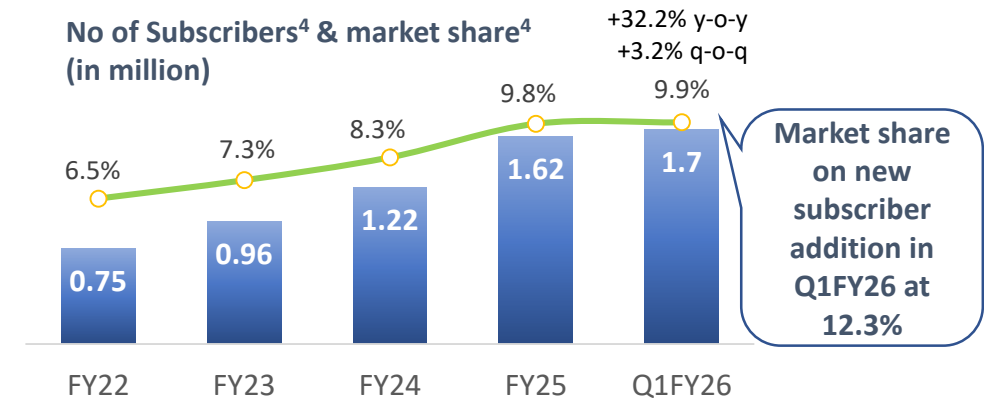
- Total no of funds¹ at 592, market share² at 37.0%
- Won 23 new AIF funds including from Sorigin, Arnya RE Fund, Tata AMC, Multiples, etc.
- Won mandates for mPower Order Management System from two AMCs, including an AMC where Kfintech is not an RTA

Fund Administration Platform



- Won a multi-year FA platform deal from a large private life insurance player in India
- 8 AMCs and 6 of 11 pension fund managers in India using mPower platform including 5 AMCs where KFin is not the RTA

National Pension Scheme



- Kfintech's subscriber base grew by 32.2% Y-o-Y vs 12.7% Y-o-Y growth for the industry
- Added 52400 subscribers during Q1FY26
- Added 483 corporate clients during Q1; Overall corporate clients' base: 3,820

(1) End of period; Includes stamp duty and ISIN clients; (2) Based on total AIF registered with SEBI; (4) End of period, market share on overall subscribers' base;

1. Company Overview
2. Key Highlights
3. Industry Highlights
4. Business Highlights
- 5. Financial Highlights**
6. Team & Shareholding



Financial Performance

Particulars	Q1FY26	Q1FY25	% Change
Revenue from Operations*	2,740.6	2,375.6	15.4% y-o-y ↑
EBITDA**	1,138.6	996.6	14.2% y-o-y ↑
EBITDA Margin (%)	41.5%	42.0%	41 bps y-o-y ↓
PAT	772.6	680.7	13.5% y-o-y ↑
PAT Margin (%)	28.2%	28.7%	46 bps y-o-y ↓
Cash & Cash Equivalents***	7,500.0	4,519.3	66.0% y-o-y ↑
Diluted EPS****	4.45	3.94	13.0% y-o-y ↑

All figures are in ₹ million

*Core revenue from operations (excluding global business solutions) grew by 19.4% y-o-y;

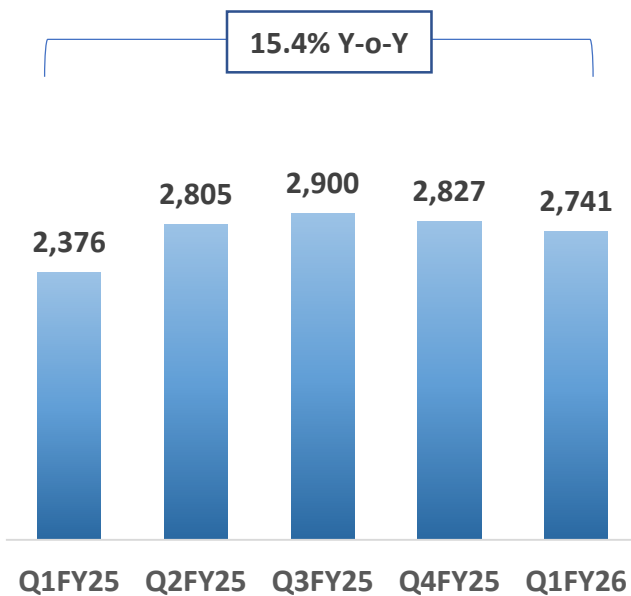
**EBITDA for Q1FY26 includes one time impact of professional fee related to M&A advisory of ₹ 15.0 mn;

End of period; *EPS for the quarter is not annualised

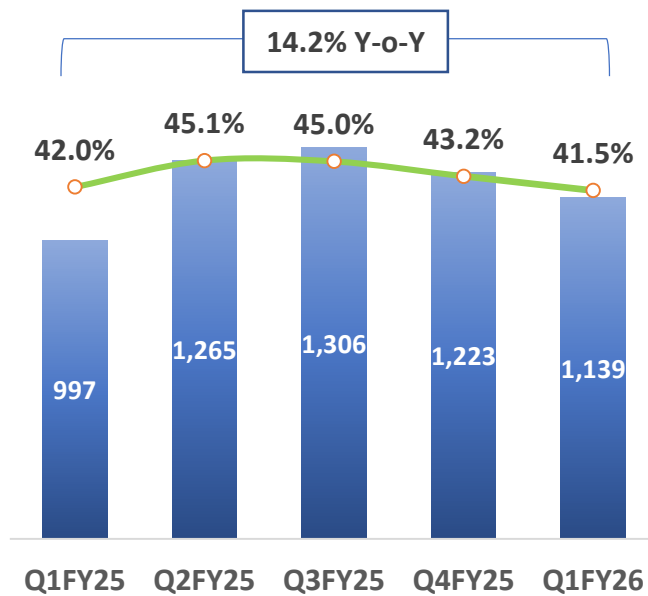
Quarterly Financial Trend



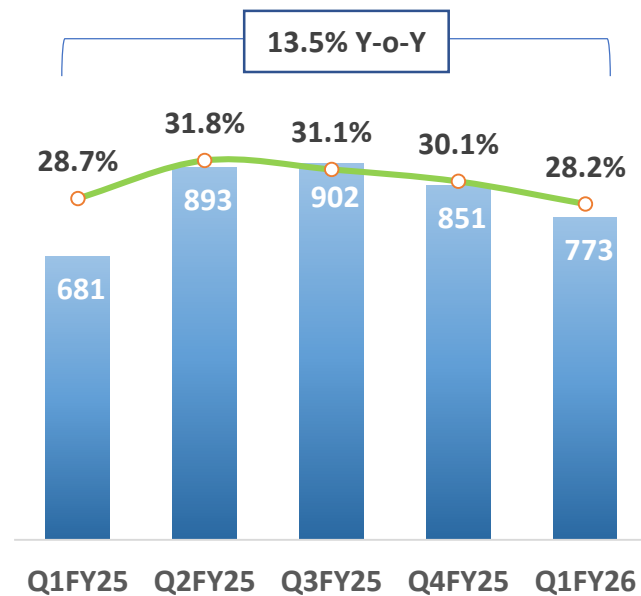
Revenue from Operations



EBITDA & Margin



PAT & Margin

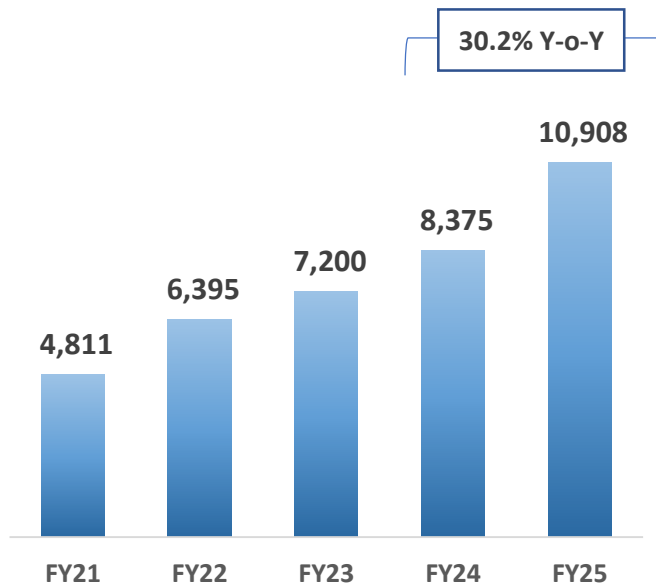


All figures are in ₹ million

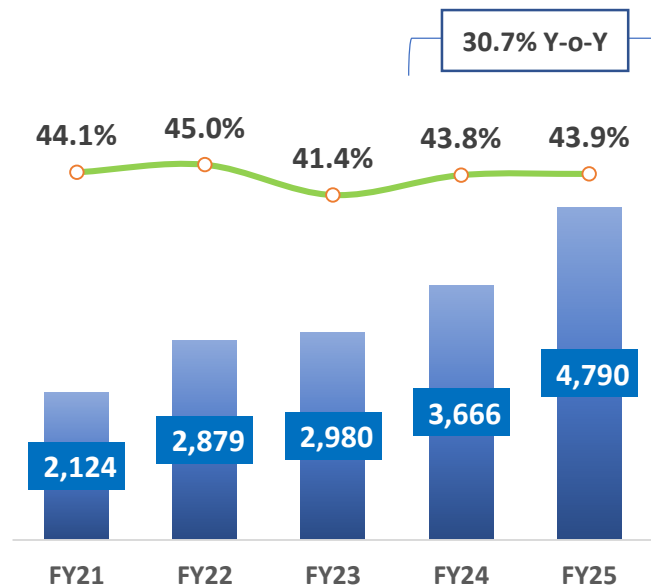


Yearly Financial Trend

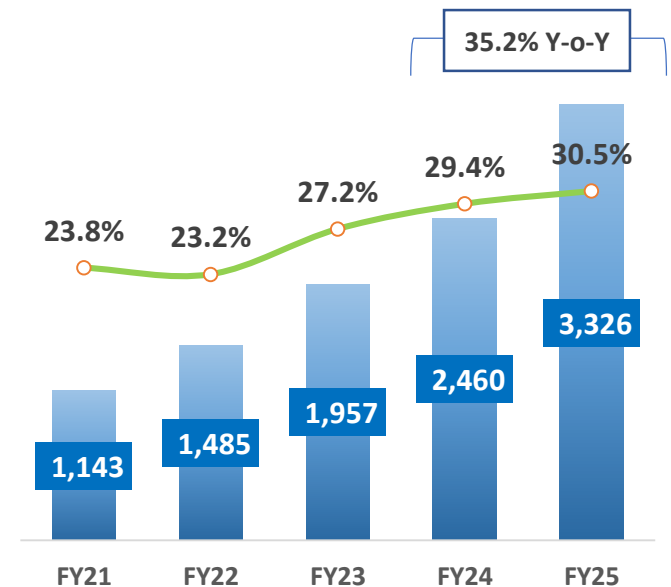
Revenue from Operations



EBITDA & Margin



PAT & Margin



All figures are in ₹ million



Consolidated Financial Summary

Particulars	Q1FY26	Q4FY25	Q-o-Q	Q1FY25	Y-o-Y	FY25
Revenue						
Domestic Mutual Fund Investor Solutions	2,013.9	1,969.8	2.2%	1,717.8	17.2%	7,704.0
Issuer Solutions	305.1	390.7	-21.9%	243.1	25.5%	1,404.0
International & Other Investor Solutions*	366.0	410.8	-10.9%	364.4	0.4%	1,555.1
Net Sale of Services	2,685.0	2,771.3	-3.1%	2,325.3	15.5%	10,663.1
Other Operating Revenue	55.6	55.7	-0.1%	50.3	10.5%	244.4
Revenue from operations*	2,740.6	2,827.0	-3.1%	2,375.6	15.4%	10,907.5
Employee benefits expense**	1,117.2	1,016.9	9.9%	958.4	16.6%	4,032.9
Other expenses***	484.8	587.5	-17.5%	420.6	15.2%	2,084.6
Operating expenses	1,602.0	1,604.5	-0.2%	1,379.0	16.2%	6,117.5
EBITDA	1,138.6	1,222.5	-6.9%	996.6	14.2%	4,790.0
<i>Margin</i>	41.5%	43.2%		42.0%		43.9%
Profit before tax (post share of JV)	1,049.1	1,142.3	-8.2%	918.1	14.3%	4,475.9
<i>Margin</i>	38.3%	40.4%		38.6%		41.0%
Tax expense	276.5	291.7	-5.2%	237.3	16.5%	1,149.7
Net Profit after tax	772.6	850.5	-9.2%	680.7	13.5%	3,326.3
<i>Margin</i>	28.2%	30.1%		28.7%		30.5%
Diluted Earnings Per Share (EPS in ₹)	4.45	4.91	-9.3%	3.94	13.0%	19.27

All figures in ₹ million

*Revenue from operations (excluding global business solutions) grew by 19.4% y-o-y. International & Other Investor Solutions (excl. GBS) revenue grew by 29.3% y-o-y. GBS revenue: Q1FY26 – 14.5; Q4FY25 – 45.1; Q1FY25 – 92.4; Value-added-service (VAS) revenue (as % of overall revenue): Q1FY26 – 6.7%; Q4FY25 – 7.0%; Q1FY25 – 5.5%; FY25 – 7.1%;

**ESOP expenses: Q1FY26 – 24.9; Q4FY25 – 35.8; Q1FY25 – 31.1; FY25 – 139.3;

***Other expenses include one time M&A advisory cost of ₹ 15.0 mn in Q1FY26

1. Company Overview
2. Key Highlights
3. Industry Highlights
4. Business Highlights
5. Financial Highlights
6. **Team & Shareholding**



Leadership Team



Venkata Satya Naga Sreekanth Nadella
Managing Director and Chief Executive Officer

- 22+ years of experience
- Previously served as Managing Director at Accenture Services and Transformation manager at IBM Global Services



Sujay Puthran
Chief People Officer

- 25+ years of experience in human resources
- Previously worked at Atos, Syntel Inc, Eserve International (Citigroup), Aditya Birla TransWorks



Gopala Krishnan Giridhar
Chief Business Officer - Issuer Solutions

- 27+ years of experience in financial services
- Previously worked at GIC AMC



Quah Meng Kee
Regional Head – Southeast Asia

- 10+ years of experience in system integration, sales & business development, relationship management, business operations and liaising in Malaysia
- Previously worked at AIA Pension and Asset Management



Vivek Narayan Mathur
Chief Financial Officer

- 28+ years of experience
- Previously worked at Bharti BT Internet, American Express, Bajaj Capital, Cigna TTK Health Insurance



Praveen Shankaran
Chief Operating Officer – Domestic Mutual Fund Solutions

- 18+ years of experience
- Previously worked at IndusInd Bank and Shinhan Bank



Senthil Gunasekaran
Chief Business Development Officer

- 20+ years of experience in leading sales, business development, marketing, and CRM
- Previously worked at HDFC AMC, Religare Invesco AMC, Sundaram BNP Paribas AMC



Venkata Giri Vonkayala
Chief Technology Officer

- 33+ years of experience in software development, implementation and railway finance and accounts
- Previously worked at Michelin India, GE India Industrial, LinkedIn Technology Information

Board of Directors



Vishwanathan Mavila Nair
(Chairman and Non-Executive Director)

- Ex-CMD of Union Bank of India & Ex-Chairman IBA; Director of TransUnion CIBIL
- Ex-non-executive chairman of SWIFT India Domestic Services
- 48 years of experience in financial services and advising fintech start ups



Shankar Iyer
(Independent Director)

- Founder of Viteos, Ex-CEO of Intertrust, Ex-Chief Strategy Officer of CSC
- 40+ years experience in global capital markets and asset management operations industry



Chetan Savla
(Non-Executive Nominee Director)

- President – Sustainability and Strategic Projects at Kotak Mahindra Bank Limited.
- Over 33 years of experience in investment banking covering equity capital markets and M&A advisory



Chengalath Jayaram
(Independent Director)
Chair: SRC¹ NRC³

- 39 years of experience in private banking, alternative investments, including private equity funds and real estate funds
- Ex-joint MD at Kotak Mahindra Bank
- Prior to joining the Kotak Group, he was with Overseas Sanmar Financial Limited



Srinivas Peddada
(Non-Executive Nominee Director)
Chair: ITSC⁵

- Over 15 years of experience in information and technology
- Principal at General Atlantic
- ex-Chief Technology Officer at Dun & Bradstreet and ex-CIO at Dun & Bradstreet South Asia Middle east Ltd., Ex-Chief information officer with Bharat Financial Inclusion



Kaushik Mazumdar
(Independent Director)
Chair: Audit Committee

- Ex-general manager (operation and technology group head) at Samba Financial Group
- 30 years of experience in banking, finance, operations and technology, mergers and acquisitions, investment advisory and transformation projects



Alok Chandra Misra
(Non-Executive, Nominee Director)
Chair : RMC²

- Over 30 years of experience in India and Asia Pacific
- Chief Operating Officer and Operating Partner at General Atlantic
- Ex-Group CFO at WNS Group, Ex-Group CFO at Mphasis BFL Group. Fellow member of the Institute of Chartered Accountants of India



Radha Rajappa
(Independent Director)
Chair: CSR⁴ Committee

- 30 years of experience in digital transformation and IT products & services
- Served in various leadership roles at Microsoft India, Mindtree and IBM



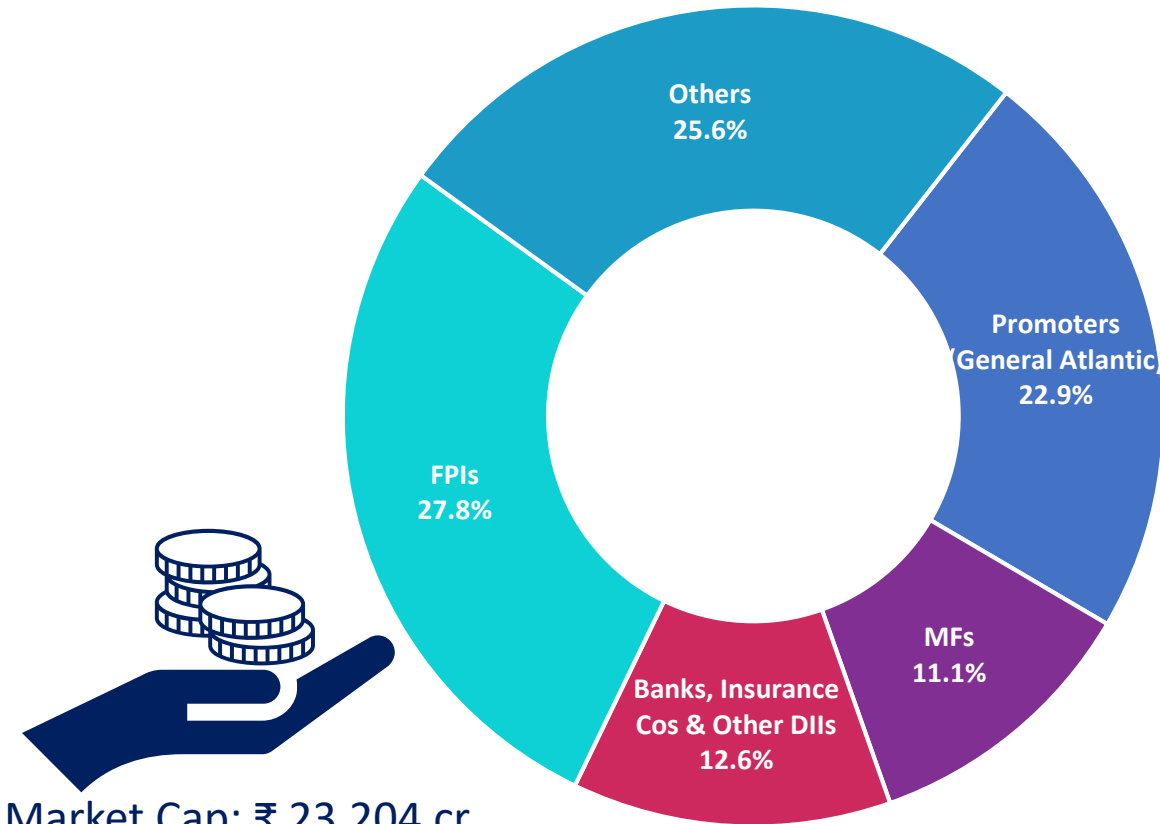
Shantanu Rastogi
(Non-Executive Nominee Director)
Chair: BD&SC⁶

- Managing Director in General Atlantic Pvt. Ltd.
- Over 17 years of experience in financial services, technology, healthcare and consumer sectors in India and Asia-Pacific region

(1) Stakeholders' Relationship Committee; (2) Risk Management Committee; (3) Nomination & Remuneration Committee; (4) Corporate Social Responsibility; (5) IT Strategy Committee; (6) Business Development & Strategy Committee



Shareholding Pattern: as on 30th June 2025



Market Cap: ₹ 23,204 cr
(as on 30th Jun'2025)



Stock information	
BSE Ticker	543720
NSE Symbol	KFINTECH
Face Value (₹)	10.00
No. of shares outstanding	17,21,75,801
Free Float	10,90,86,518
Industry	Depositories, Clearing Houses and Other Intermediaries

Top Institutional Holders	
Aberdeen	Axis MF
Abu Dhabi Investment Authority	Bajaj Allianz Life Insurance
BlackRock	Bandhan MF
Candriam	Edelweiss MF
Capital Group	HSBC MF
Goldman Sachs	IIFL AIF
Grandeur Peak	ITI MF
Indus Capital Partners	ICICI Prudential Life Insurance
Norges Bank Investment Management	Kotak Mahindra Bank
Sixteenth Street Capital	Kotak Mahindra MF
Union Investment Financial Services	Kotak Mahindra Bank
Vanguard	Nippon India MF
Wasatch Advisors	Pari Washington AIF
William Blair	Union MF

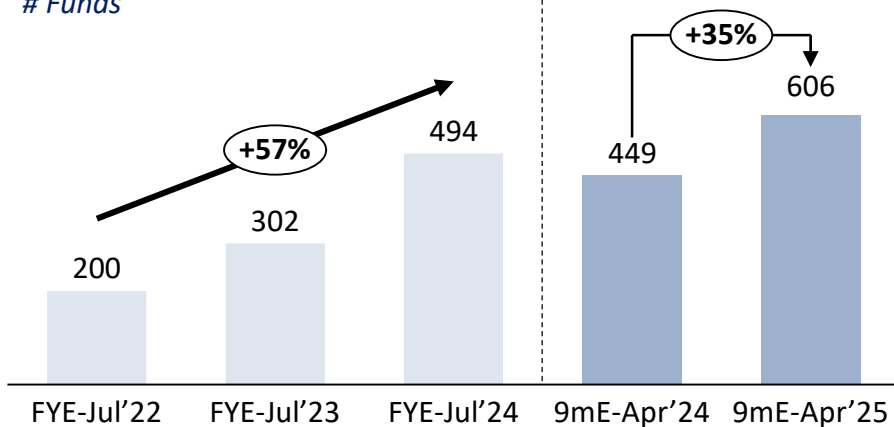
Appendix

Ascent | KPIs in Numbers



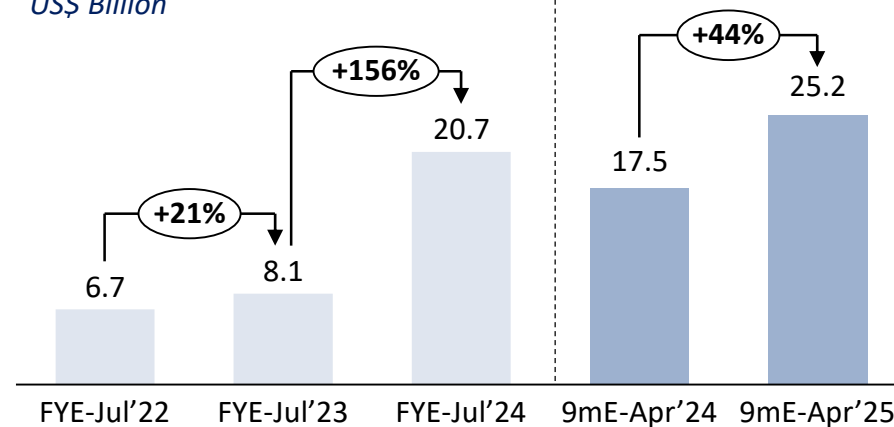
EoP Number of Funds under Administration

Funds



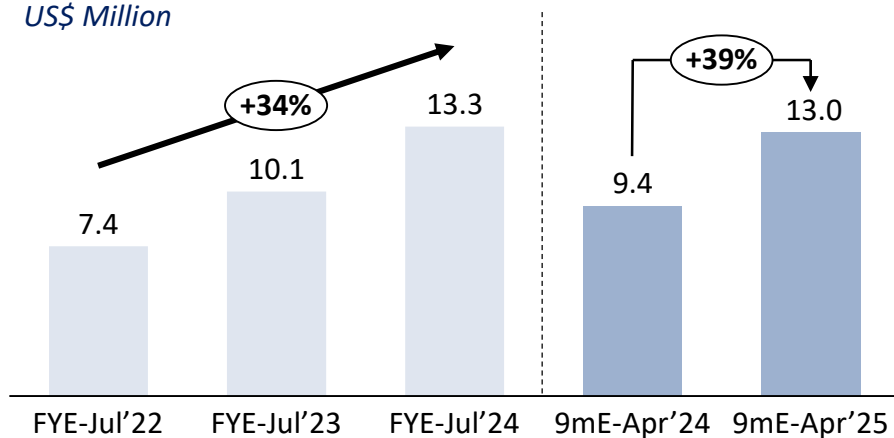
EoP Assets under Administration

US\$ Billion



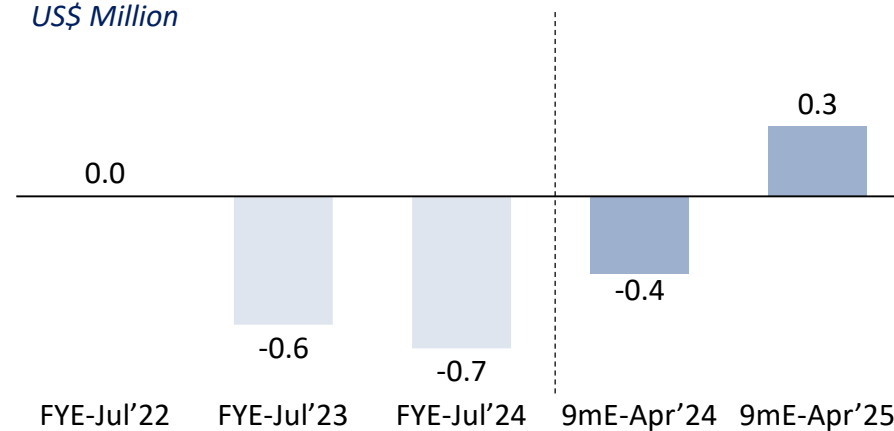
Revenues

US\$ Million



EBITDA

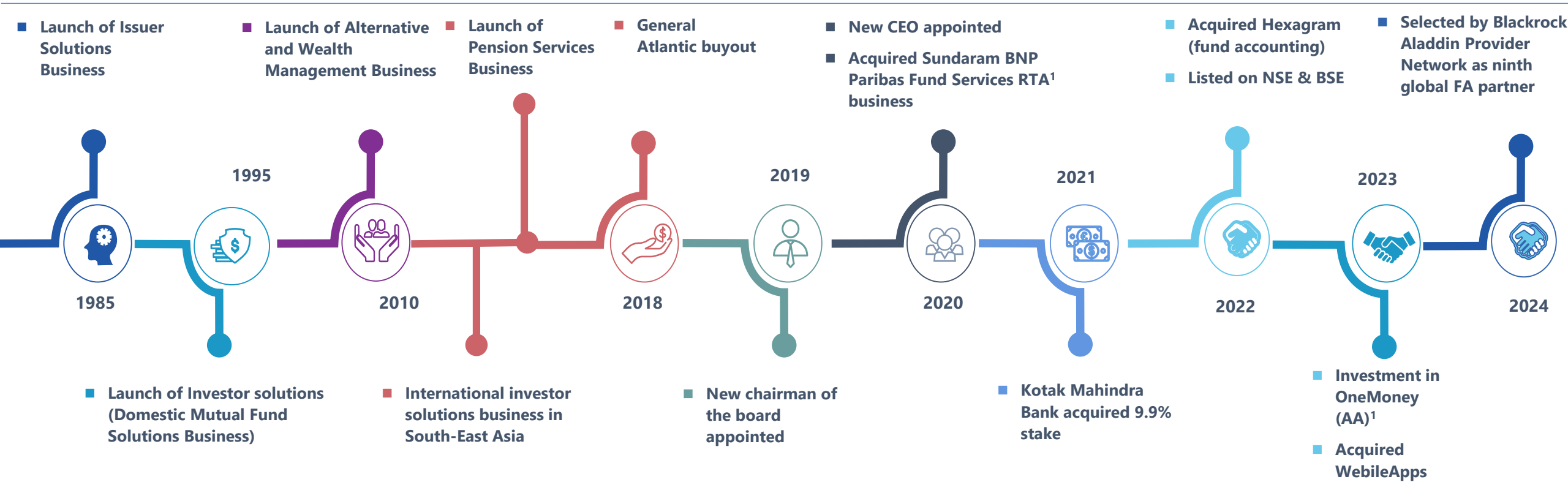
US\$ Million



Ascent Fund Services follows August-July financial year.



Our Journey So Far



Our Offerings

Investor Solutions

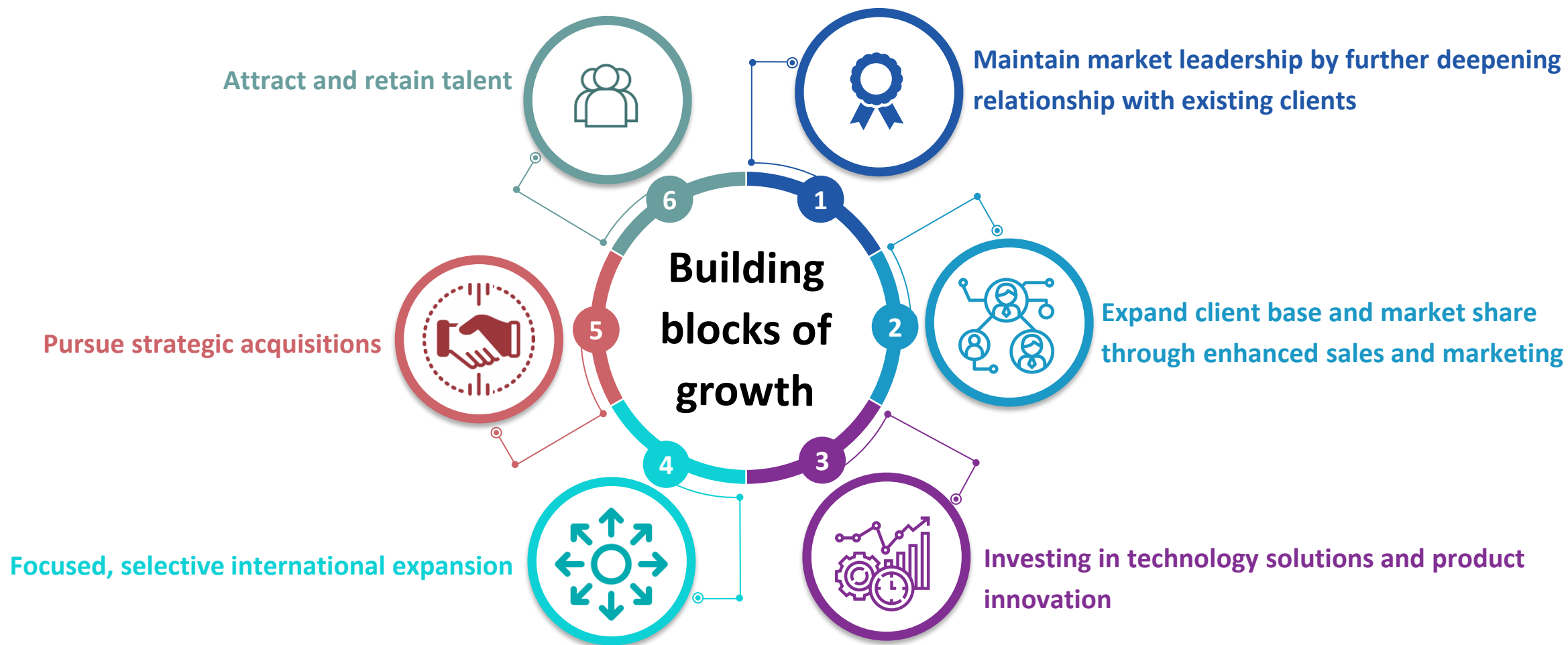
- ✓ Domestic Mutual Fund
- ✓ International solutions
- ✓ Alternatives and Wealth management
- ✓ Pension

Issuer Solutions

Digital enabled solutions

Note: Years represent calendar year ending 31st Dec; (1) Divested entire stake of 20.95% in July'24

Our Growth Strategies





Thank You!

Fact Sheet

Q1FY26



₹ 2,740.6 million

Revenue

+15.4% Y-o-Y

-3.1% Q-o-Q

₹ 1,138.6 million

EBITDA

Margin at 41.5%

₹ 772.6 million

PAT

Margin at 28.2%

₹ 4.45

EPS

+13.0% Y-o-Y

-9.3% Q-o-Q

Domestic Mutual Fund Investor Solutions

	Q1FY26	Q4FY25	Q1FY25	FY25
No of Operating Clients	24.0	24.0	24.0	24.0
AAUM Serviced (₹ billion) (last quarter of the period)	23,452.9	21,853.2	19,072.5	21,853.2
AAUM Market share (last quarter of the period)	32.5%	32.4%	32.3%	32.4%
AAUM Serviced (₹ billion) (avg for the period)	23,452.9	21,853.2	19,072.5	21,178.5
AAUM Market share (avg for the period)	32.5%	32.4%	32.3%	32.4%
Equity AAUM Serviced (₹ billion) (last quarter of the period)	13,597.8	12,676.4	11,175.4	12,676.4
Equity AAUM Market share (last quarter of the period)	33.0%	33.1%	33.4%	33.1%
Equity AAUM Serviced (₹ billion) (avg for the period)	13,597.8	12,676.4	11,175.4	12,485.4
Equity AAUM Market share (avg for the period)	33.0%	33.1%	33.4%	33.3%
Equity AAUM Mix (last quarter of the period)	58.0%	58.0%	58.6%	58.0%
SIP inflows (billion) (for the period)	311.6	308.5	244.6	1,135.5
SIP book AAUM (₹ billion) (last quarter of the period)	4,690.9	4,122.0	3,733.2	4,122.0
SIP book AAUM market share (last quarter of the period)	32.1%	31.8%	31.8%	31.8%
SIP live folios (million) (end of the period)	35.4	43.4	39.1	43.4
No of Transactions (million) (for the period)	135.0	134.3	109.4	503.4
Avg live folio count (million) (at the end of the period)	106.4	103.9	84.7	103.9

Issuer Solutions				
	Q1FY26	Q4FY25	Q1FY25	FY25
No of Clients	8,867.0	7,987.0	6,319.0	7,987.0
No of folios (million) (end of the period)	162.9	164.2	136.6	164.2
No of Transactions (million) (for the period)	0.7	0.6	0.7	2.8
No of IPOs Handled (Main board) (for the period)	6.0	4.0	5.0	28.0
Main Board IPOs – market share (basis no of clients)	40.0%	40.0%	33.3%	34.6%
Main Board IPOs – market share (basis the issue size)	18.0%	72.9%	26.3%	53.4%
NSE 500 companies – market share (basis the market capitalisation)	50.8%	49.6%	46.4%	49.6%

International and Other Investor Solutions: International Investor Solutions				
	Q1FY26	Q4FY25	Q1FY25	FY25
No of clients	82.0	76.0	60.0	76.0
AAUM Serviced (₹ billion) (at the end of the period)	863.6	812.7	646.7	812.7
Transactions handled (million) (for the period)	0.8	0.9	1.0	4.2

International and Other Investor Solutions: AIF and Wealth Management				
	Q1FY26	Q4FY25	Q1FY25	FY25
No of funds being handled (cumulative)	592.0	569.0	489.0	569.0
Market share – based on no of funds (end of period)	37.0%	36.8%	36.2%	36.8%
AAUM (₹ billion) (end of period)	1,608.5	1,452.7	1,164.5	1,452.7

International and Other Investor Solutions: Pension Services				
	Q1FY26	Q4FY25	Q1FY25	FY25
No of Subscribers	16,69,972	16,17,572	12,63,644	16,17,572
Market share - on subscribers' base (end of period)	9.9%	9.8%	8.4%	9.8%
Number of Corporates clients (end of period)	3,820.0	3,337.0	2,481.0	3,337.0
AAUM (₹ billion) (end of period)	581.8	542.4	440.6	542.4
No of POPs associated	94.0	94.0	94.0	94.0

Consolidated Income Statement (₹ million)

	Q1FY26	Q4FY25	Q1FY25	FY25
Domestic Mutual Fund Investor Solutions	2,013.9	1,969.8	1,717.8	7,704.0
Issuer Solutions	305.1	390.7	243.1	1,404.0
International & Other Investor Solutions	366.0	410.8	364.4	1,555.1
Net Sale of Services	2,685.0	2,771.3	2,325.3	10,663.1
Other Operating Revenue	55.6	55.7	50.3	244.4
Revenue from operations	2,740.6	2,827.0	2,375.6	10,907.5
Employee benefits expense	1,117.2	1,016.9	958.4	4,032.9
Other expenses	484.8	587.5	420.6	2,084.6
Operating expenses	1,602.0	1,604.5	1,379.0	6,117.5
EBITDA	1,138.6	1,222.5	996.6	4,790.0
<i>Margin</i>	41.5%	43.2%	42.0%	43.9%
Profit before tax	1,051.6	1,142.3	918.1	4,475.9
<i>Margin</i>	38.4%	40.4%	38.6%	41.0%
Share of JV	-2.6	-	-	-
Tax expense	276.5	291.7	237.3	1,149.7
Net Profit after tax	772.6	850.5	680.7	3,326.3
<i>Margin</i>	28.2%	30.1%	28.7%	30.5%
Diluted EPS (in INR)	4.45	4.91	3.94	19.27
<i>Value-added-services (as % of overall revenue)</i>	6.7%	7.0%	5.5%	7.1%
<i>ESOP Expenses</i>	24.9	35.8	31.1	139.3
<i>Non-domestic mutual fund revenue (as % of overall revenue)</i>	26.5%	30.3%	27.7%	29.4%

For more information please contact:

Amit Murarka

Email: InvestorRelations@kfintech.com

Limited Review Report on unaudited consolidated financial results of KFin Technologies Limited for the quarter ended 30 June 2025 pursuant to Regulation 33 of Securities and Exchange Board of India (Listing Obligations and Disclosure Requirements) Regulations, 2015, as amended**To the Board of Directors of KFin Technologies Limited**

1. We have reviewed the accompanying Statement of unaudited consolidated financial results of KFin Technologies Limited (hereinafter referred to as “the Parent”), and its subsidiaries (the Parent and its subsidiaries together referred to as “the Group”) and its share of the net loss after tax and total comprehensive loss of its joint venture for the quarter ended 30 June 2025 (“the Statement”), being submitted by the Parent pursuant to the requirements of Regulation 33 of the Securities and Exchange Board of India (Listing Obligations and Disclosure Requirements) Regulations, 2015, as amended (“Listing Regulations”).
2. This Statement, which is the responsibility of the Parent’s management and approved by the Parent’s Board of Directors, has been prepared in accordance with the recognition and measurement principles laid down in Indian Accounting Standard 34 “*Interim Financial Reporting*” (“Ind AS 34”), prescribed under Section 133 of the Companies Act, 2013, and other accounting principles generally accepted in India and in compliance with Regulation 33 of the Listing Regulations. Our responsibility is to express a conclusion on the Statement based on our review.
3. We conducted our review of the Statement in accordance with the Standard on Review Engagements (SRE) 2410 “*Review of Interim Financial Information Performed by the Independent Auditor of the Entity*”, issued by the Institute of Chartered Accountants of India. A review of interim financial information consists of making inquiries, primarily of persons responsible for financial and accounting matters, and applying analytical and other review procedures. A review is substantially less in scope than an audit conducted in accordance with Standards on Auditing and consequently does not enable us to obtain assurance that we would become aware of all significant matters that might be identified in an audit. Accordingly, we do not express an audit opinion.

We also performed procedures in accordance with the circular issued by the Securities and Exchange Board of India under Regulation 33(8) of the Listing Regulations, to the extent applicable.

4. The Statement includes the results of the following entities:

S.No.	Name of the component	Country	Relationship
1	KFin Technologies (Bahrain) W.L.L.	Bahrain	Subsidiary
2	KFin Technologies (Malaysia) SDN. BHD.	Malaysia	Subsidiary
3	KFin Services Private Limited	India	Subsidiary
4	Hexagram Fintech Private Limited	India	Subsidiary
5	Hexagram Fintech SDN. BHD.	Malaysia	Subsidiary
6	KFin Global Technologies (IFSC) Limited	India	Subsidiary

Principal Office:

14th Floor, Central B Wing and North C Wing, Nesco IT Park 4, Nesco Center,
Western Express Highway, Goregaon (East), Mumbai - 400063

Limited Review Report (Continued)**KFin Technologies Limited**

7	WebileApps (India) Private Limited	India	Subsidiary
8	WebileApps Technology Services Private Limited	India	Subsidiary
9	KFin Technologies (Thailand) Limited	Thailand	Subsidiary
10	KFin Technologies (Singapore) Pte. Ltd.	Singapore	Subsidiary
11	KFin Employee Welfare Trust	India	Controlled Trust
12	MFC Technologies Private Limited	India	Joint Venture

5. Attention is drawn to the fact that the figures for the three months ended 31 March 2025 as reported in the Statement are the balancing figures between audited figures in respect of the full previous financial year and the published year to date figures up to the third quarter of the previous financial year. The figures up to the end of the third quarter of previous financial year had only been reviewed and not subjected to audit.
6. Based on our review conducted and procedures performed as stated in paragraph 3 above and based on the consideration of the review reports of the other auditors referred to in paragraph 8 below, nothing has come to our attention that causes us to believe that the accompanying Statement, prepared in accordance with the recognition and measurement principles laid down in the aforesaid Indian Accounting Standard and other accounting principles generally accepted in India, has not disclosed the information required to be disclosed in terms of Regulation 33 of the Listing Regulations, including the manner in which it is to be disclosed, or that it contains any material misstatement.
7. We draw attention to Note 4 of the unaudited consolidated financial results for the quarter ended 30 June 2025, where pre-amalgamated Company was the Registrar and Transfer Agent ('RTA') of a past client ("the Client") until 5 April 2021. The Client had a demat account with one of the Depository Participants ("DP") for depositing its shares in escrow for the purposes of its initial public offering ("IPO"). The Parent Company identified that 1,294,489 shares were transferred by the DP (in 2011 and 2020) from the said escrow account of the Client to the DP's own demat account and to Third Party's demat account through an off-market transaction without any authorisation from the Client. The Board of Directors of the Parent Company after considering legal advice transferred 1,294,489 shares to the escrow account of the Client on a 'good faith and no fault' basis, after reducing the amount payable upon redemption, in future, of the Redeemable Preference Shares issued in October 2021, by INR 300 million, pursuant to an indemnity clause mentioned in the agreement for the issuance of such Redeemable Preference Shares. The dividend received on such shares by the Parent Company in the financial year 2021-22 of INR 4.08 million was also transferred to the Client.

The Parent Company has recognised an amount of INR 85.71 million as a provision as of 30 June 2025 in the consolidated financial results related to potential claims by the Client (including dividends on such shares for the earlier periods). Pending the final settlement of terms to be agreed with the Client, the Parent Company has measured the said provision at its best estimate. The Parent Company will initiate proceedings against the concerned parties, including certain minority shareholders, for recovery of the amount paid and payable by the Parent Company in connection with this matter upon completion of final settlement with the Client.

Our conclusion is not modified in respect of this matter.

Limited Review Report (Continued)

KFin Technologies Limited

8. We did not review the financial information of 6 Subsidiaries included in the Statement, whose financial information reflect total revenues (before consolidation adjustments) of INR 278 million, total net profit after tax (before consolidation adjustments) of INR 33 million and total comprehensive income (before consolidation adjustments) of INR 35 million, for the quarter ended 30 June 2025, as considered in the Statement. This interim financial information has been reviewed by other auditors whose reports have been furnished to us by the Parent's management and our conclusion on the Statement, in so far as it relates to the amounts and disclosures included in respect of these subsidiaries, is based solely on the reports of the other auditors and the procedures performed by us as stated in paragraph 3 above.

Certain of these subsidiaries are located outside India whose financial information have been prepared in accordance with accounting principles generally accepted in their respective countries and which have been reviewed by other auditors under generally accepted auditing standards applicable in their respective countries. The Parent's management has converted the financial information of such subsidiaries located outside India from accounting principles generally accepted in its respective countries to accounting principles generally accepted in India. We have reviewed these conversion adjustments made by the Parent's management. Our conclusion in so far as it relates to the balances and affairs of such subsidiaries located outside India is based on the reports of other auditors and the conversion adjustments prepared by the management of the Parent and reviewed by us.

Our conclusion is not modified in respect of this matter.

For **B S R and Co**

Chartered Accountants

Firm's Registration No.:128510W

**AMIT
KUMAR
BAJAJ**

Digitally signed by
AMIT KUMAR BAJAJ
Date: 2025.07.24
18:10:01 +05'30'

Amit Kumar Bajaj

Partner

Mumbai

24 July 2025

Membership No.: 218685

UDIN:25218685BMMKED1530

KFin Technologies Limited
CIN: L72400MH2017PLC444072
Registered office address: 301, The Centrium, 3rd Floor, 57, Lal Bahadur Shastri Road, Nav Pada, Kurla (West), Mumbai – 400070, Maharashtra
Statement of Unaudited consolidated financial results for the quarter ended June 30, 2025

(₹. in millions)

Sl. No.	Particulars	Consolidated			
		Quarter ended			For the year ended
		June 30, 2025	March 31, 2025	June 30, 2024	March 31, 2025
		(Unaudited)	(Audited - Refer Note 3)	(Unaudited)	(Audited)
	Income				
1	Revenue from operations	2,740.58	2,826.98	2,375.62	10,907.52
2	Other income	100.32	100.03	80.86	377.24
	Total income	2,840.90	2,927.01	2,456.48	11,284.76
	Expenses				
3	Employee benefits expense	1,117.21	1,016.92	958.36	4,032.90
	Finance costs	10.91	12.91	11.65	46.85
	Depreciation, impairment and amortisation expense	176.39	167.40	147.78	644.51
	Other expenses	484.77	587.53	420.63	2,084.60
	Total expenses	1,789.28	1,784.76	1,538.42	6,808.86
4	Profit before share of loss of joint venture and tax (1+2-3)	1,051.62	1,142.25	918.06	4,475.90
5	Share of loss of joint venture (net of tax)	(2.57)	-	-	-
6	Profit before tax (4+5)	1,049.05	1,142.25	918.06	4,475.90
7	Tax expense				
	Current tax	258.77	257.98	232.77	1,107.02
	Deferred tax	17.71	33.74	4.57	42.63
		276.48	291.72	237.34	1,149.65
8	Profit for the period/ year (6-7)	772.57	850.53	680.72	3,326.25
9	Other comprehensive income ("OCI")				
	<i>A. Items that will not be reclassified subsequently to statement of profit or loss</i>				
	Remeasurement of defined benefit plans	-	(13.81)	-	(13.81)
	Income tax relating to remeasurement of defined benefit plans	-	3.48	-	3.48
	<i>B. Items that will be subsequently reclassified to statement of profit or loss</i>				
	Exchange differences on translating financial statements of foreign operations	6.67	0.65	0.09	8.32
	Total other comprehensive income/ (loss) for the period/ year	6.67	(9.68)	0.09	(2.01)
10	Total comprehensive income for the period/ year (8+9)	779.24	840.85	680.81	3,324.24
11	Earnings per equity share (Face value of ₹. 10 per share fully paid) in ₹.*				
	Basic	4.49	4.95	3.98	19.39
	Diluted	4.45	4.91	3.94	19.27
12	Paid up equity share capital - Face value of ₹. 10 per share	1,721.88	1,720.83	1,713.20	1,720.83
13	Other equity				12,357.47

(* Not annualised for the periods)

for and on behalf of the Board of Directors of
KFin Technologies Limited
CIN: L72400MH2017PLC444072

VENKATA SATYA NAGA
SREEKANTH NADELLA
Digitally signed by VENKATA SATYA NAGA
SREEKANTH NADELLA
Date: 2025.07.24
17:45:35 +05'30'

Sreekanth Nadella
Managing Director and Chief Executive Officer
DIN: 08659728

Place: Mumbai
Date: July 24, 2025

Operating segments:

(₹. in millions)

Sl. No.	Particulars	Consolidated			
		Quarter ended			For the year ended
		June 30, 2025	March 31, 2025	June 30, 2024	March 31, 2025
		(Unaudited)	(Audited - Refer Note 3)	(Unaudited)	(Audited)
1	Segment revenue				
	Domestic mutual fund investor solutions	2,044.14	1,991.09	1,743.30	7,799.88
	Issuer solutions	330.32	424.06	267.15	1,548.62
	International and other investor solutions	366.12	411.83	365.17	1,559.02
	Total revenue	2,740.58	2,826.98	2,375.62	10,907.52
2	Segment results				
	Domestic mutual fund investor solutions	1,132.27	1,188.62	1,010.98	4,685.57
	Issuer solutions	140.93	218.47	102.34	802.20
	International and other investor solutions	52.79	124.45	65.94	345.44
	Total	1,325.99	1,531.54	1,179.26	5,833.21
	Unallocated (expenses)/ income				
	(a) Unallocable expenses	(366.35)	(476.41)	(330.41)	(1,687.70)
	(b) Finance costs	(10.91)	(12.91)	(11.65)	(46.85)
	(c) Other income	100.32	100.03	80.86	377.24
	Profit before tax	1,049.05	1,142.25	918.06	4,475.90
3	Tax expense	276.48	291.72	237.34	1,149.65
4	Profit for the period/ year	772.57	850.53	680.72	3,326.25
5	Segment assets				
	Domestic mutual fund investor solutions	7,559.34	7,397.49	7,136.56	7,397.49
	Issuer solutions	1,011.56	974.40	887.43	974.40
	International and other investor solutions	2,049.46	2,004.35	1,779.38	2,004.35
	Total	10,620.36	10,376.24	9,803.37	10,376.24
	Unallocated	8,070.87	7,132.31	5,373.62	7,132.31
	Total	18,691.23	17,508.55	15,176.99	17,508.55
6	Segment liabilities				
	Domestic mutual fund investor solutions	563.50	507.39	510.03	507.39
	Issuer solutions	115.57	94.70	89.40	94.70
	International and other investor solutions	169.62	158.77	84.37	158.77
	Total	848.69	760.86	683.80	760.86
	Unallocated	2,908.84	2,669.39	2,312.10	2,669.39
	Total	3,757.53	3,430.25	2,995.90	3,430.25

(a) The Group is engaged in following operating segments: Domestic mutual fund investor solutions, Issuer solutions and International and other investor solutions. Based on the "Management approach" as defined in Ind AS 108 - 'Operating Segments', the Chief Operating Decision Maker ('CODM') evaluates the Group's performance and allocates resources based on an analysis of various performance indicators by business segments. During the quarter ended March 31, 2025, pursuant to change in the manner in which CODM monitors the Group's operations and allocate resources, the operating segment 'Global Business Services' has been combined with International and other investor solutions. The accounting principles used in the preparation of the financial results are consistently applied to record revenue and expenditure in individual segments.

(b) Segment result represents the profit before interest and tax earned by each segment without allocation of central administrative costs and other income.

(c) As allowed under Ind AS 108 - "Operating Segments", the segment information disclosed above is based on the consolidated financial results.

for and on behalf of the Board of Directors of

KFin Technologies Limited

CIN: L72400MH2017PLC444072

VENKATA
SATYA NAGA
SREEKANTH
NADELLA

Digitally signed by
VENKATA SATYA
NAGA SREEKANTH
NADELLA
Date: 2025.07.24
17:45:56 +05'30'

Sreekanth Nadella

Managing Director and Chief Executive Officer

DIN: 08659728

Place: Mumbai

Date: July 24, 2025

KFin Technologies Limited

Notes:

1. The above consolidated financial results of KFin Technologies Limited ("the Parent Company"/ "the Company"), its subsidiaries and its employee welfare trust (the Company, its subsidiaries and its employee welfare trust together referred to as "the Group") and its joint venture have been prepared in accordance with and comply in all material aspects with the Indian Accounting Standards (Ind AS) notified under Section 133 of the Companies Act, 2013 ("the Act") read with relevant rules issued there under and in terms of Regulation 33 of the Securities and Exchange Board of India (Listing Obligations and Disclosure Requirements) Regulations, 2015 ('Listing Regulations'), as amended.

2. The above consolidated financial results have been reviewed and recommended by the Audit Committee at its meeting held on July 24, 2025. The Board of Directors at its meeting held on July 24, 2025 have approved the above results and taken them on record. The statutory auditors have expressed an unmodified review conclusion on these results.

3. The consolidated results for the quarter ended March 31, 2025 are the balancing figures between the audited figures in respect of the full financial year 2024-25 and the published unaudited year to date figures up to the third quarter of the financial year 2024-25, which were subject to limited review.

4. Karvy Computershare Private Limited (KCPL), which got amalgamated into the Parent Company with effect from November 17, 2018, was the Registrar and Transfer Agent (RTA) of a past Client ("the Client") until April 05, 2021. The Client had a demat account ("Escrow Account") with one of the Depository Participants ("DP") for depositing its shares in escrow for the purposes of its initial public offering. The Parent Company identified in the financial year 2020-21 that 794,489 shares were transferred by the DP (500,000 shares in 2011 (which translated into 1,000,000 shares pursuant to a bonus issue undertaken by the Client in 2017) and 294,489 shares in 2020) from the Escrow Account to the DP's own demat account and to a third party's demat account through an off-market transaction without any authorisation from the Client and without knowledge of the Parent Company. The Board of Directors of the Parent Company after considering legal advice purchased 1,294,489 shares and transferred these shares to the Escrow Account of the Client on a 'good faith and no fault' basis, after reducing the amount payable upon redemption, in future, of the Redeemable Preference Shares issued in October 2021, by ₹. 300.00 million. The dividend received on such shares by the Parent Company in the financial year 2021-22 of ₹. 4.08 million was also transferred back to the Client.

Intimation letters were sent to the Client and SEBI on November 15, 2021 informing them of transfer of shares to the Client's Escrow Account and refund of dividend to the Client. Further, the Board of Directors of the Parent Company after considering legal advice, approved payment (based on an estimation of potential losses that may be suffered by the Client) by the Parent Company to the Client, for the purpose of settlement of any potential claims by the Client (including dividends on such shares for earlier periods). The Parent Company will initiate proceedings against the concerned parties, including certain minority shareholders, for recovery of the amount paid and payable by the Parent Company to the Client in connection with this matter upon completion of final settlement with the Client. Considering the assessment of recoverability, the Parent Company has made a provision of ₹. 85.71 million as at June 30, 2025. Pending the final settlement of terms to be agreed with the Client, the Management has measured the provision at its best estimate.

5. During the quarter ended June 30, 2025, 104,451 number of employee stock options were exercised and allotted.

6. On 16 April 2025, the Parent Company has entered into definitive agreements with Ascent Fund Services (Singapore) Pte. Ltd. (Ascent), to acquire controlling equity stake of 51% with a defined path to 100% ownership over the next five years. Headquartered in Singapore, Ascent is a fast growing full-suite global fund administrator. The Parent Company will acquire 51% equity stake in the Ascent for a consideration of US\$ 34.68 million comprising of primary capital infusion of US\$ 5.00 million and secondary purchase of US\$ 29.68 million at an enterprise valuation of US\$ 63.00 million. Post this transaction, the Parent Company will become the sole promoter of Ascent. Residual 49% stake will be acquired over the next 5 years in 3 equal tranches of 16.33% each after the end of financial year 2027-28, 2028-29, and 2029-30 respectively. The purchase consideration for these tranches is linked to achievement of EBITDA for the corresponding fiscal year. The transaction is subject to customary regulatory approvals, completion of closing conditions and payment of purchase consideration.

KFin Technologies Limited**Notes (continued):**

7. The statement of unaudited consolidated financial results include the results of the following:

i) Parent:

a) KFin Technologies Limited

ii) Subsidiaries:

- a) KFin Technologies (Bahrain) W.L.L.
- b) KFin Technologies (Malaysia) SDN. BHD.
- c) KFin Services Private Limited
- d) Hexagram Fintech Private Limited
- e) Hexagram Fintech SDN. BHD.
- f) KFin Global Technologies (IFSC) Limited
- g) WebileApps (India) Private Limited
- h) WebileApps Technology Services Private Limited
- i) KFin Technologies (Thailand) Limited (w.e.f. November 12, 2024)
- j) KFin Technologies (Singapore) Pte. Ltd. (w.e.f. June 19, 2025)

iii) Joint venture:

a) MFC Technologies Private Limited (w.e.f. March 08, 2025)

iv) Controlled trust:

a) KFin Employees Welfare Trust

8. At the Parent Company's Board of Directors' meeting held on April 28, 2025, the Board proposed a dividend of INR 7.50 per share which is subject to the approval of the Parent Company's shareholders.

9. These consolidated financial results along with the review report of the statutory auditors of the Parent Company are being filed with the National Stock Exchange of India Limited (NSE) and BSE Limited and are also available on the Parent Company's website.

for and on behalf of the Board of Directors of

KFin Technologies Limited

CIN: L72400MH2017PLC444072

VENKATA
SATYA NAGA
SREEKANTH
NADELLA

Digitally signed by
VENKATA SATYA
NAGA SREEKANTH
NADELLA
Date: 2025.07.24
17:46:12 +05'30'

Sreekanth Nadella

Managing Director and Chief Executive Officer

DIN: 08659728

Place: Mumbai

Date: July 24, 2025

Limited Review Report on unaudited standalone financial results of KFin Technologies Limited for the quarter ended 30 June 2025 pursuant to Regulation 33 of Securities and Exchange Board of India (Listing Obligations and Disclosure Requirements) Regulations, 2015, as amended

To the Board of Directors of KFin Technologies Limited

1. We have reviewed the accompanying Statement of unaudited standalone financial results of KFin Technologies Limited (hereinafter referred to as “the Company”) for the quarter ended 30 June 2025 (“the Statement”).
2. This Statement, which is the responsibility of the Company’s management and approved by its Board of Directors, has been prepared in accordance with the recognition and measurement principles laid down in Indian Accounting Standard 34 “*Interim Financial Reporting*” (“Ind AS 34”), prescribed under Section 133 of the Companies Act, 2013, and other accounting principles generally accepted in India and in compliance with Regulation 33 of the Securities and Exchange Board of India (Listing Obligations and Disclosure Requirements) Regulations, 2015, as amended (“Listing Regulations”). Our responsibility is to issue a report on the Statement based on our review.
3. We conducted our review of the Statement in accordance with the Standard on Review Engagements (SRE) 2410 “*Review of Interim Financial Information Performed by the Independent Auditor of the Entity*”, issued by the Institute of Chartered Accountants of India. A review of interim financial information consists of making inquiries, primarily of persons responsible for financial and accounting matters, and applying analytical and other review procedures. A review is substantially less in scope than an audit conducted in accordance with Standards on Auditing and consequently does not enable us to obtain assurance that we would become aware of all significant matters that might be identified in an audit. Accordingly, we do not express an audit opinion.
4. Attention is drawn to the fact that the figures for the three months ended 31 March 2025 as reported in the Statement are the balancing figures between audited figures in respect of the full previous financial year and the published year to date figures up to the third quarter of the previous financial year. The figures up to the end of the third quarter of previous financial year had only been reviewed and not subjected to audit.
5. Based on our review conducted as above, nothing has come to our attention that causes us to believe that the accompanying Statement, prepared in accordance with the recognition and measurement principles laid down in the aforesaid Indian Accounting Standard and other accounting principles generally accepted in India, has not disclosed the information required to be disclosed in terms of Regulation 33 of the Listing Regulations, including the manner in which it is to be disclosed, or that it contains any material misstatement.
6. We draw attention to Note 4 of the unaudited standalone financial results for the quarter ended 30 June 2025, where pre-amalgamated Company was the Registrar and Transfer Agent (‘RTA’) of a past client (“the Client”) until 5 April 2021. The Client had a demat account with one of the Depository Participants (“DP”) for depositing its shares in escrow for the purposes of its initial public offering (“IPO”). The Company identified that 1,294,489 shares were transferred by the DP (in 2011 and 2020) from the said escrow account of the Client to the DP’s own demat account and to Third Party’s demat account through an off-market transaction without any authorisation from the Client. The Board of Directors of the Company after considering legal advice transferred 1,294,489 shares to the escrow account of the Client on a ‘good faith and no fault’ basis, after reducing the amount payable upon redemption, in future, of the Redeemable Preference Shares issued in October 2021, by INR 300 million, pursuant to an indemnity clause mentioned in the agreement for the issuance of such Redeemable Preference Shares. The dividend received on such shares by the Company in the

Limited Review Report (Continued)

KFin Technologies Limited

financial year 2021-22 of INR 4.08 million was also transferred to the Client.

The Company has recognised an amount of INR 85.71 million as a provision as of 30 June 2025 in the standalone financial results related to potential claims by the Client (including dividends on such shares for the earlier periods). Pending the final settlement of terms to be agreed with the Client, the Company has measured the said provision at its best estimate. The Company will initiate proceedings against the concerned parties, including certain minority shareholders, for recovery of the amount paid and payable by the Company in connection with this matter upon completion of final settlement with the Client.

Our conclusion is not modified in respect of this matter.

For **B S R and Co**

Chartered Accountants

Firm's Registration No.:128510W

**AMIT KUMAR
BAJAJ**

Digitally signed by
AMIT KUMAR BAJAJ
Date: 2025.07.24
18:10:39 +05'30'

Amit Kumar Bajaj

Partner

Mumbai

24 July 2025

Membership No.: 218685

UDIN:25218685BMMKEC1366

KFin Technologies Limited
CIN: L72400MH2017PLC444072
Registered office address: 301, The Centrium, 3rd Floor, 57, Lal Bahadur Shastri Road, Nav Pada, Kurla (West), Mumbai – 400070, Maharashtra
Statement of Unaudited standalone financial results for the quarter ended June 30, 2025

(₹. in millions)

Sl. No.	Particulars	Standalone			
		Quarter ended			For the year ended
		June 30, 2025	March 31, 2025	June 30, 2024	March 31, 2025
		(Unaudited)	(Audited - Refer Note 3)	(Unaudited)	(Audited)
	Income				
1.	Revenue from operations	2,644.50	2,742.85	2,295.91	10,554.99
2.	Other income	96.94	93.32	78.51	336.42
	Total income	2,741.44	2,836.17	2,374.42	10,891.41
3.	Expenses				
	Employee benefits expense	969.54	902.33	887.65	3,667.78
	Finance costs	10.54	12.66	11.56	46.34
	Depreciation, impairment and amortisation expense	158.31	152.77	135.90	593.27
	Other expenses	575.88	674.04	427.58	2,202.06
	Total expenses	1,714.27	1,741.80	1,462.69	6,509.45
4	Profit before tax (1+2-3)	1,027.17	1,094.37	911.73	4,381.96
5	Tax expense				
	Current tax	246.92	244.52	226.50	1,075.22
	Deferred tax	19.28	35.12	6.69	51.26
		266.20	279.64	233.19	1,126.48
6.	Profit for the period/ year (4-5)	760.97	814.73	678.54	3,255.48
7.	Other comprehensive income ("OCI")				
	<i>A. Items that will not be reclassified subsequently to statement of profit or loss</i>				
	Remeasurement of defined benefit plans	-	(14.02)	-	(14.02)
	Income tax relating to remeasurement of defined benefit plans	-	3.53	-	3.53
	Total other comprehensive loss for the period/ year	-	(10.49)	-	(10.49)
8.	Total comprehensive income for the period/ year (6+7)	760.97	804.24	678.54	3,244.99
9	Earnings per equity share (Face value of ₹. 10 per share fully paid) in ₹.*				
	Basic	4.42	4.74	3.97	18.98
	Diluted	4.39	4.70	3.93	18.86
10.	Paid up equity share capital - Face value of ₹.10 per share	1,721.88	1,720.83	1,713.20	1,720.83
11	Other equity				12,284.84

(* Not annualised for the periods)

for and on behalf of the Board of Directors of
KFin Technologies Limited
CIN: L72400MH2017PLC444072

VENKATA
SATYA NAGA
SREEKANTH
NADELLA

Digitally signed by
VENKATA SATYA NAGA
SREEKANTH NADELLA
Date: 2025.07.24
17:46:31 +05'30'
Sreekanth Nadella
Managing Director and Chief Executive Officer
DIN: 08659728

Place: Mumbai
Date: July 24, 2025

KFin Technologies Limited**Notes:**

1. The above standalone financial results of KFin Technologies Limited ("the Company") have been prepared in accordance with and comply in all material aspects with the Indian Accounting Standards (Ind AS) notified under Section 133 of the Companies Act, 2013 ("the Act") read with relevant rules issued there under and in terms of Regulation 33 of the Securities and Exchange Board of India (Listing Obligations and Disclosure Requirements) Regulations, 2015 ('Listing Regulations'), as amended.
2. The above standalone financial results have been reviewed and recommended by the Audit Committee at its meeting held on July 24, 2025. The Board of Directors at its meeting held on July 24, 2025 have approved the above results and taken them on record. The statutory auditors have expressed an unmodified review conclusion on these results.
3. The standalone results for the quarter ended March 31, 2025 are the balancing figures between the audited figures in respect of the full financial year 2024-25 and the published unaudited year to date figures up to the third quarter of the financial year 2024-25, which were subject to limited review.
4. Karvy Computershare Private Limited (KCPL), which got amalgamated into the Company with effect from November 17, 2018, was the Registrar and Transfer Agent (RTA) of a past Client ("the Client") until April 5, 2021. The Client had a demat account ("Escrow Account") with one of the Depository Participants ("DP") for depositing its shares in escrow for the purposes of its initial public offering. The Company identified in the financial year 2020-21 that 794,489 shares were transferred by the DP (500,000 shares in 2011 (which translated into 1,000,000 shares pursuant to a bonus issue undertaken by the Client in 2017) and 294,489 shares in 2020) from the Escrow Account to the DP's own demat account and to a third party's demat account through an off-market transaction without any authorisation from the Client and without knowledge of the Company. The Board of Directors of the Company after considering legal advice purchased 1,294,489 shares and transferred these shares to the Escrow Account of the Client on a 'good faith and no fault' basis, after reducing the amount payable upon redemption, in future, of the Redeemable Preference Shares issued in October 2021, by ₹. 300.00 million. The dividend received on such shares by the Company in the financial year 2021-22 of ₹. 4.08 million was also transferred back to the Client.

Intimation letters were sent to the Client and SEBI on November 15, 2021 informing them of transfer of shares to the Client's Escrow Account and refund of dividend to the Client. Further, the Board of Directors of the Company after considering legal advice, approved payment (based on an estimation of potential losses that may be suffered by the Client) by the Company to the Client, for the purpose of settlement of any potential claims by the Client (including dividends on such shares for earlier periods). The Company will initiate proceedings against the concerned parties, including certain minority shareholders, for recovery of the amount paid and payable by the Company to the Client in connection with this matter upon completion of final settlement with the Client. Considering the assessment of recoverability, the Company has made a provision of ₹. 85.71 million as at June 30, 2025. Pending the final settlement of terms to be agreed with the Client, the Management has measured the provision at its best estimate.
5. During the quarter ended June 30, 2025, 104,451 number of employee stock options were exercised and allotted.
6. On 16 April 2025, the Company has entered into definitive agreements with Ascent Fund Services (Singapore) Pte. Ltd. (Ascent), to acquire controlling equity stake of 51% with a defined path to 100% ownership over the next five years. Headquartered in Singapore, Ascent is a fast growing full-suite global fund administrator. The Company will acquire 51% equity stake in the Ascent for a consideration of US\$ 34.68 million comprising of primary capital infusion of US\$ 5.00 million and secondary purchase of US\$ 29.68 million at an enterprise valuation of US\$ 63.00 million. Post this transaction, the Company will become the sole promoter of Ascent. Residual 49% stake will be acquired over the next 5 years in 3 equal tranches of 16.33% each after the end of financial year 2027-28, 2028-29, and 2029-30 respectively. The purchase consideration for these tranches is linked to achievement of EBITDA for the corresponding fiscal year. The transaction is subject to customary regulatory approvals, completion of closing conditions and payment of purchase consideration.
7. At the Company's Board of Directors' meeting held on April 28, 2025, the Board proposed a dividend of INR 7.50 per share which is subject to the approval of the Company's shareholders.
8. These standalone financial results along with the review report of the statutory auditors of the Company are being filed with the National Stock Exchange of India Limited (NSE) and BSE Limited and are also available on the Company's website.

for and on behalf of the Board of Directors of

KFin Technologies Limited

CIN: L72400MH2017PLC444072

VENKATA
SATYA NAGA
SREEKANTH
NADELLA

Digitally signed by
VENKATA SATYA
NAGA SREEKANTH
NADELLA
Date: 2025.07.24
17:46:49 +05'30'

Sreekanth Nadella

Managing Director and Chief Executive Officer

DIN: 08659728

Place: Mumbai

Date: July 24, 2025