



NATH SEEDS®

**Nath Bio-Genes (I) Ltd.**

(CIN L01110MH1993PLC072842)

14<sup>th</sup> November 2025

The Manager-Listing  
BSE Limited  
Phiroze Jeejeebhoy Towers,  
Dalal Street,  
Mumbai-400001

The Manager- Listing  
National Stock Exchange of India Ltd.,  
Exchange Plaza, Bandra-Kurla Complex  
Bandra (E)  
Mumbai-400051

BSE Code-537291

NSE Code-NATHBIOGEN

Dear Sir/Madam,

Subject- Presentation on Unaudited financial results.

Please find the attached herewith, presentation on Unaudited financial results for the period ended 30<sup>th</sup> September 2025.

You are requested to take the above information on record.

Thanking You.

Yours faithfully,  
For Nath Bio-Genes (India) Limited,

Amol Gupta  
Chief Financial Officer

NATH SEEDS

हर बीज खरा, शक्ति भरा

■ Nath House, Nath Road, Aurangabad - 431005 (MS) Tel : 0240-2376314/5/6/7  
Email : [info@nathseeds.com](mailto:info@nathseeds.com) [www.nathbiogenes.com](http://www.nathbiogenes.com)

■ 1, Chateau Windsor, 86 Veer Nariman Road, Mumbai - 400020 (MS) Tel : 022-22871001, 22875653/4/5

**NATH**  
GROUP



# Nath Bio-Genes (I) Ltd.

Investor Presentation Q2 & H1FY26



[www.nathbiogenes.com](http://www.nathbiogenes.com)



## Disclaimer

Certain statements in this document may be forward-looking statements. Such forward-looking statements are subject to certain risks and uncertainties like government actions, local political or economic developments, technological risks, and many other factors that could cause our actual results to differ materially from those contemplated by the relevant forward-looking statements.

Nath Bio Genes (India) Limited will not be in any way responsible for any action taken based on such statements and undertakes no obligation to publicly update these forward-looking statements to reflect subsequent events or circumstances.



# Competitive Positioning In A Tough Sector



## ► Focus Area

ooo

### Product Selection

- Build a dream-product basket with superior and diversified products
- Build an Un-paralleled Supply Chain Network

## ► Winning Strategies

ooo

- Focus on Cotton, Wheat, Maize & Fodder Bajra
- Empower Stakeholders; Build long-term, loyal, symbiotic relationships with our production growers and organisers.

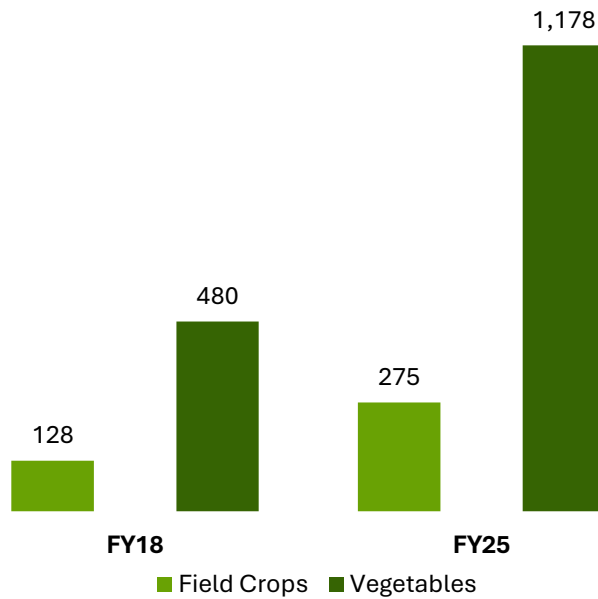
*Network of approximately 20,000 distributors and dealers, 17 branch offices, 10 processing plants, and warehouses spread across 23 states of India*



# What Our Business Delivered In Last 8 Years

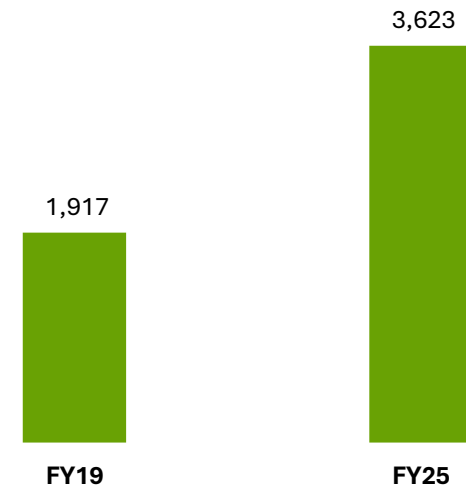


**Average Selling Price (Rs/kg) is Increasing**



**Revenue Growth (INR Mn)**

**CAGR 11%**



# Tailor Made Products



Understand key farmer requirements based on deep market research.

Develop products to suit various agri climatic conditions

Focus on disease and pest resistance which automatically results in higher yield

Stringent multistage trials before commercial development

## Focused on R&D



1

R&D Team of experienced scientists and experts

2

Prioritize Disease and Pest resistance breeding

3

Large and Diverse collection of Germplasm

4

Well Invested, DSIR recognized R&D Innovation Centres

5

Produce Genetically Pure and Premium Quality Seeds

6

Cold storage facilities, warehouses, and conditioning godowns having a capacity of 25,000MT

# Focused on Shareholder Value Creation



## Growing Business

Strong Positions in  
important crops



## Product Excellence

Innovation and  
solution that drive  
productivity and  
create value for  
farmers



## Differentiated Customer Experience

Expanding market  
reach through new  
and innovative  
products such as  
Sanket



## Margin Expansion

Growing EBITDA  
margins through  
efficient operations





## Farming Community's Testimonials





## Testimonials : Cotton Nath Sanket


नाथ संकेत बहुत ही बढ़िया कपास है, जिसमें भारी संख्या में डेंडू लगते हैं। डेंडू की भारी संख्या के कारण यह जबरदस्त उपज देता है। किट और रोगों के प्रति उत्तम सहनशीलता है।





## Testimonials : Cotton Jumbo-303

नाथ का जम्बो-303 एक बेहतरीन कपास है। नाम की तरह ही इसके डेंडू बड़े आकार के हैं। और कपास भी वजनदार है। भरपूर उत्पादन देता है।





## Testimonials : Cotton Rana-900

नाथ का जम्बो-303 एक बेहतरीन कपास है। नाम की तरह ही इसके डेंडू बड़े आकार के हैं। और कपास भी वजनदार है। भरपूर उत्पादन देता है।





## Testimonials : Bajra-NBH-07

नाथ का एन बी एच-07 बाजरा एक सर्वगुणसंपन्न बाजरा है। इसके दाने आकर्षक और ठोस सिट्टे हैं। यह प्रजाति पैदावार और चारा दोनों के लिए उपयुक्त है।





## Testimonials : Hy. Paddy-Dhadak Gold

हाइब्रिड धान धड़क गोल्ड एक बेहतरीन धान प्रजाति है। इसका लम्बा और वजदार दाना है। मध्यम अवधि में जबरदस्त उत्पादन देती है।





## Testimonials : Paddy-Nath 20/20



धान नाथ 20/20 एक बढ़िया धान है।  
इसमें कल्लों की संख्या अधिक होती है।  
मजबूत तना है तो फसल गिरती नहीं।  
लम्बा मध्यम पतला दाना और प्रति  
बाली अधिक दाने हैं इससे भरपूर  
पैदावार मिलती है।





## Testimonials : Hy. Maize-Domnator-401

हाइब्रिड मक्का डॉमिनेटर-401 के आकर्षक नारंगी दाने हैं और सिरे तक भरे बड़े आकार के भुट्टे हैं। यह एक जबरदस्त उपज देने वाली मक्का किस्म है।






## Testimonials : Hy. Okra-Akira




नाथ हाइब्रिड भिन्डी अकीरा एक लाजवाब किस्म है। गहरे हरे रंग के आकर्षक एवं वजनदार फल है। और जबरदस्त उपज देती है। वायरस के प्रति सहनशील है



## Testimonials : Hy. Tomato-Akhand



नाथ हाइब्रिड टोमॅटो अखंड गर्मी के मौसम के लिए सबसे बेहतरीन किस्म है। गहरे लाल रंग के आकर्षक गोलाकार ठोस फल है। बढ़िया उपज मिलती है।





## Testimonials : Hy. Chilli-NCH-1055

हाइब्रिड मक्का डॉमिनेटर-401 के आकर्षक नारंगी दाने है और सिरे तक भरे बड़े आकर के भुट्टे है। यह एक जबरदस्त उपज देनेवाली मक्का किस्म है।





## Testimonials : Hy. Bittergourd-NBIGH-274

नाथ हाइब्रिड करेला  
एन बी आय जी एच-274 एक बढ़िया  
कांटेदार करेला है। फलों का रंग  
आकर्षक हरा है और रोगों के प्रति  
सहनशील है। उपज में बेहतर है।







# Q2 & H1FY26 PERFORMANCE

# Key Business Highlights



## Crop Performance

- **Cotton:** Reported a 6.3% YoY rise to 1.11 Mn pkts, reflecting steady performance backed by resilient demand and strong channel presence; continues to be the key revenue driver.
- **Paddy:** Recorded a marginal 0.5% YoY growth to 51.7K qtl, showcasing stable performance in a mature segment and a consistent base revenue contribution.
- **Bajra:** Declined 11.7% YoY to 8.6K qtl, mainly due to lower acreage and rural softness; however, the overall portfolio impact remained limited.
- **Maize:** Achieved strong 17.3% YoY growth to 4.8K qtl, supported by favourable crop conditions and better hybrid acceptance; added positively to the revenue mix.
- **Vegetable Seeds:** Delivered robust 24.4% YoY growth to 1.3K qtl, emerging as the fastest-growing segment driven by expanding market reach and strong farmer demand; margin accretive.
- **PNS:** Posted 3.7% YoY growth to 24.0K qtl, highlighting steady momentum, portfolio resilience, and consistent market performance.

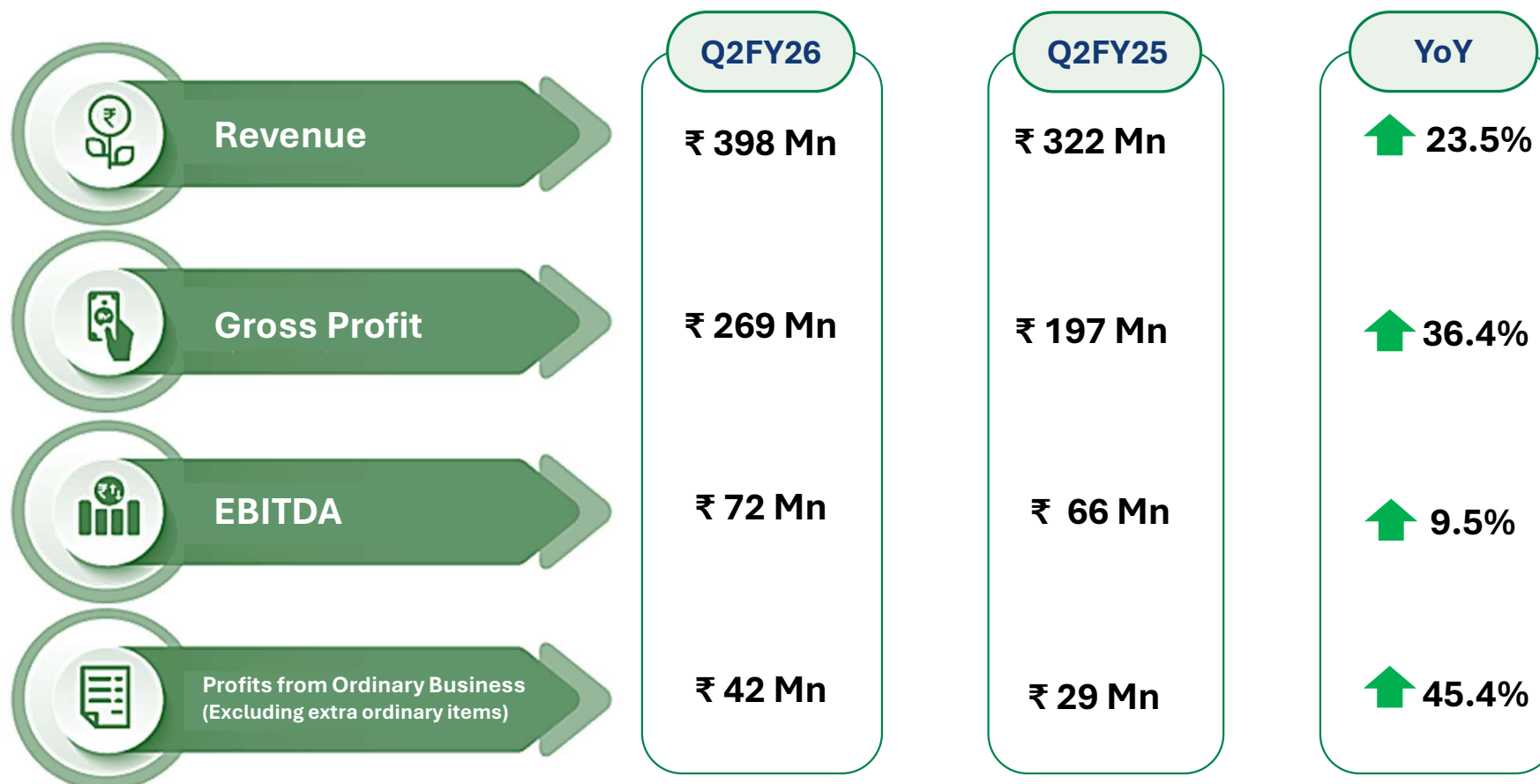
## Strategic Focus

- Drive diversification beyond cotton, accelerate growth in high-margin products, enhance operational efficiency, and strengthen innovation through focused R&D.

## International Collaboration

- The Uzbekistan joint venture is operating successfully, strengthening its ongoing business momentum and international presence.

# Key Financial Highlights – Q2 FY26



# Income Statement

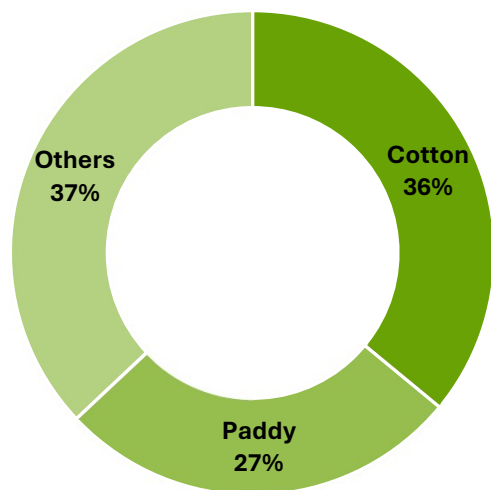


Particulars (INR Mn)	Q2FY26	Q2FY25	%Change(YoY)	H1FY26	H1FY25	%Change (YoY)
<b>Total Revenue</b>	<b>398</b>	<b>322</b>	<b>23.5%</b>	<b>3,199</b>	<b>2,761</b>	<b>15.9%</b>
<b>Gross Profit</b>	<b>269</b>	<b>197</b>	<b>36.4%</b>	<b>1,707</b>	<b>1,407</b>	<b>21.3%</b>
<i>Gross Margin (%)</i>	<i>68%</i>	<i>60%</i>		<i>53%</i>	<i>51%</i>	
<b>EBITDA</b>	<b>72</b>	<b>66</b>	<b>9.5%</b>	<b>461</b>	<b>436</b>	<b>5.7%</b>
<i>EBITDA Margin (%)</i>	<i>18%</i>	<i>20%</i>		<i>14%</i>	<i>16%</i>	
Depreciation	10	8	18.2%	20	17	18.2%
Finance Cost	33	29	12.3%	62	52	19.5%
<b>Other Income</b>	<b>19</b>	<b>1</b>		<b>37</b>	<b>2</b>	
<b>PBT (after adjustment of exceptional item)</b>	<b>48</b>	<b>29</b>	<b>69.2%</b>	<b>437</b>	<b>370</b>	<b>18.1%</b>
<b>Tax</b>	<b>1</b>	<b>-0.28</b>		<b>13</b>	<b>1</b>	
<b>Tax Rate (%)</b>	<b>4%</b>	<b>-1%</b>		<b>3%</b>	<b>1%</b>	
<b>PAT for the Period (excluding extra ordinary items )</b>	<b>42</b>	<b>29</b>	<b>45.4%</b>	<b>424</b>	<b>368</b>	<b>15.3%</b>
<b>EPS</b>	<b>2.16</b>	<b>1.46</b>	<b>47.9%</b>	<b>22.23</b>	<b>19.5</b>	

# Segmental Revenue Contribution

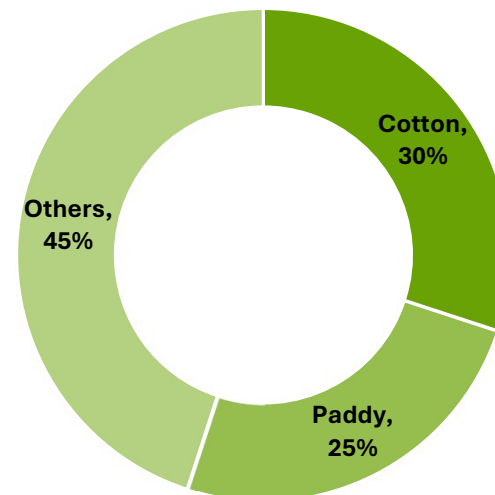


H1FY26 Revenue  
INR 3,199 Mn



■ Cotton ■ Paddy ■ Others

H1FY25 Revenue  
INR 2,761 Mn



■ Cotton ■ Paddy ■ Others

• ***Others include: Jowar, Bajra, Maize, Mustard, Wheat***



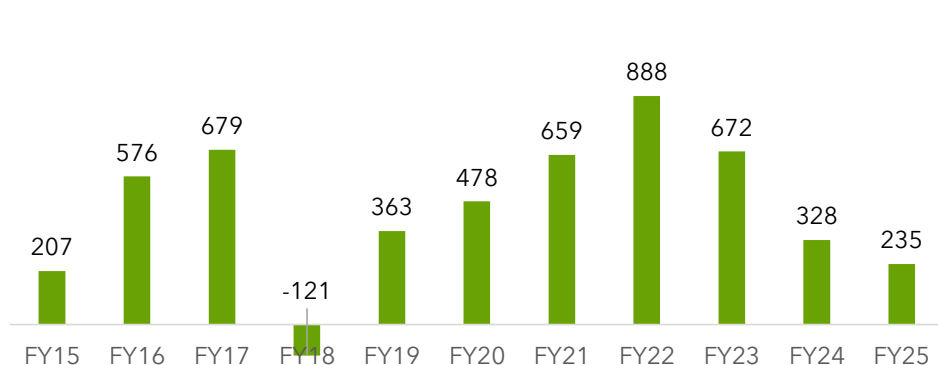


# APPENDIX

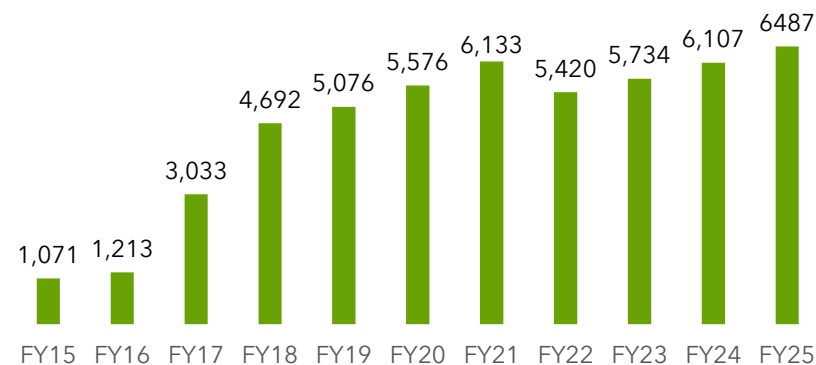
# Maintaining Profitability; Strong Balance Sheet



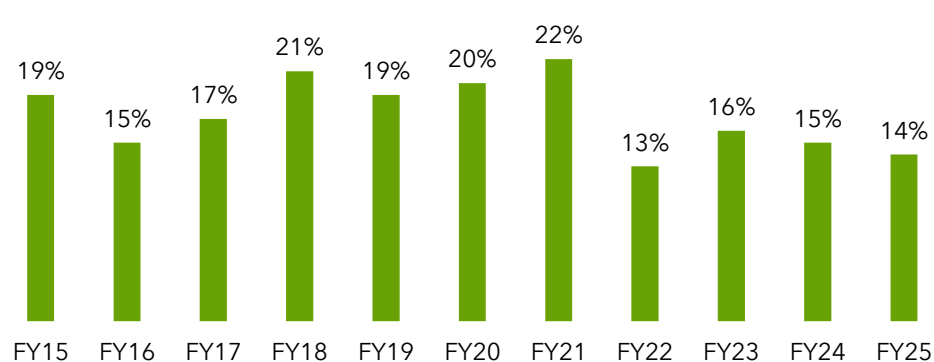
## Net Debt (INR Mn)



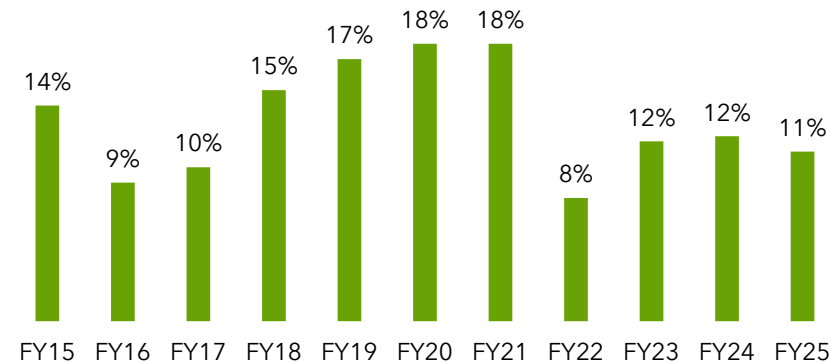
## Net Worth (INR Mn)



## EBITDA Margin (%)



## PAT Margin (%)





# Visionary Leadership; Attracting the Best Talent



## ← Leadership Team →



**Mr. Nandkishor Kagliwal**  
Chairman



**Dr. Capt. Devinder Khurana**  
Executive Vice President



**Mr. Amol Gupta**  
CFO



**Mr. Satish Kagliwal**  
Managing Director



**Dr. V. N. Kulkarni**  
Head – R & D



**Mr. K. Reddy**  
Head – Supply Chain



**Mr. Harish Pandey**  
Business Lead

# Historical Income Statement



## Nath Bio-Genes' P&L Statement

Particulars (INR Mn)	FY25	FY24	FY23	FY22	FY21
Total Revenue	3,623	3,326	3,013	2,783	3,076
<b>Gross Profit</b>	2,289	1,991	1,667	1,544	1,715
<i>Gross Margin (%)</i>	63%	60%	55%	56%	56%
<b>EBITDA</b>	523	505	489	373	667
<i>EBITDA Margin (%)</i>	14%	15%	16%	13%	22%
Depreciation	38	32	30	31	28
Finance Cost	96	91	101	106	88
<b>PBT (before exceptional)</b>	436	388	363	254	568
<b>Adjusted PAT</b>	416	367	352	215	557
<i>PAT Margin (%)</i>	11%	12%	12%	9%	18%
EPS	22	21.6	18.5	11.3	29.3



# Historical Balance Sheet



Assets (INR Mn)	FY25	FY24	FY23	FY22	FY21	Liabilities (INR Mn)	FY25	FY24	FY23	FY22	FY21
Fixed Assets	2,430	2,406	2,340	2,329	2,333	Share Capital	190	190	190	190	190
Other Intangible Assets	72	88	104	120	136						
Financial Assets	61	61	51	51	53	Reserves & Surplus	6,297	5,917	5,544	5,230	5,943
Loans	358	109									
Other Non-current Assets	442	421	225	218	134	Long-Term Borrowings	16	28	4	7	7
Inventories	3,307	2,291	2,078	2,203	2,263	Long-term Provisions	35	30	28	26	26
Trade Receivables	888	943	973	879	1,094	Short Term Borrowings	1,095	1,055	1,048	923	944
Cash & Bank Balances	876	755	380	42	292	Trade Payables	787	421	277	551	452
Loans & Advances	1,665	1,629	1,711	1,502	1,554	Other Current Liabilities	1,735	1,112	830	482	328
Other Current Assets	69	67	68	76	36	Short Term Provisions	12	18	9	11	5
<b>Total</b>	<b>10,168</b>	<b>8,771</b>	<b>7,930</b>	<b>7,419</b>	<b>7,895</b>	<b>Total</b>	<b>10,168</b>	<b>8,771</b>	<b>7,930</b>	<b>7,419</b>	<b>7,895</b>

# Thank You



CIN\_NBIL\_L01110MH1993PLC072842

For further information, please get in touch with:

Sheetal Khanduja  
[sheetal@GoIndiaadvisors.com](mailto:sheetal@GoIndiaadvisors.com)  
M:+91 97693 64166

Deepika Sharma  
[deepika@GoIndiaadvisors.com](mailto:deepika@GoIndiaadvisors.com)  
M:+91 8451029510

