

12th August, 2017

1]
The Secretary
The Calcutta Stock Exchange Limited
7, Lyons Range
Kolkata 700 001
Scrip code: 023915

2]
Listing Department
National Stock Exchange of India Ltd.
Exchange Plaza, Bandra-Kurla Complex,
Bandra (E), Mumbai - 400 051
Scrip code: MAITHANALL-EQ

Sub: Investor Presentation on Unaudited Standalone Financial Results.

Dear Sir,

We are enclosing herewith the Investor Presentation on the Unaudited Standalone Financial Results for the quarter ended 30th June, 2017.

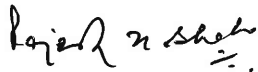
This information is submitted to you pursuant to Regulation 30(6) of the Securities and Exchange Board of India (Listing Obligations and Disclosure Requirements) Regulations, 2015.

This is for your information and records.

Thanking you,

Yours faithfully,

For Maithan Alloys Limited



Rajesh K. Shah
Company Secretary

Encl.: a/a

cc: **The Corporate Relationship Department**
BSE Limited
1st Floor, New Trading Ring, Rotunda Building,
P.J. Towers, Dalal Street, Fort, Mumbai 400 001
Script Code: 590078



MAITHAN ALLOYS LIMITED

Investor Presentation – August 2017



This presentation and the accompanying slides (the “Presentation”), which have been prepared by **Maithan Alloys Limited** (the “Company”), have been prepared solely for information purposes and do not constitute any offer, recommendation or invitation to purchase or subscribe for any securities, and shall not form the basis or be relied on in connection with any contract or binding commitment what so ever. No offering of securities of the Company will be made except by means of a statutory offering document containing detailed information about the Company.

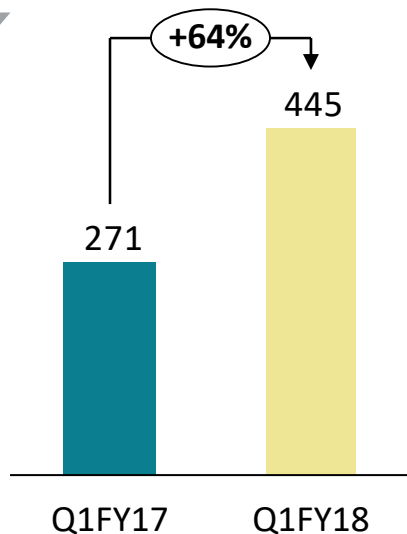
This Presentation has been prepared by the Company based on information and data which the Company considers reliable, but the Company makes no representation or warranty, express or implied, whatsoever, and no reliance shall be placed on, the truth, accuracy, completeness, fairness and reasonableness of the contents of this Presentation. This Presentation may not be all inclusive and may not contain all of the information that you may consider material. Any liability in respect of the contents of, or any omission from, this Presentation is expressly excluded.

Certain matters discussed in this Presentation may contain statements regarding the Company’s market opportunity and business prospects that are individually and collectively forward-looking statements. Such forward-looking statements are not guarantees of future performance and are subject to known and unknown risks, uncertainties and assumptions that are difficult to predict. These risks and uncertainties include, but are not limited to, the performance of the Indian economy and of the economies of various international markets, the performance of the industry in India and world-wide, competition, the company’s ability to successfully implement its strategy, the Company’s future levels of growth and expansion, technological implementation, changes and advancements, changes in revenue, income or cash flows, the Company’s market preferences and its exposure to market risks, as well as other risks. The Company’s actual results, levels of activity, performance or achievements could differ materially and adversely from results expressed in or implied by this Presentation. The Company assumes no obligation to update any forward-looking information contained in this Presentation. Any forward-looking statements and projections made by third parties included in this Presentation are not adopted by the Company and the Company is not responsible for such third party statements and projections.

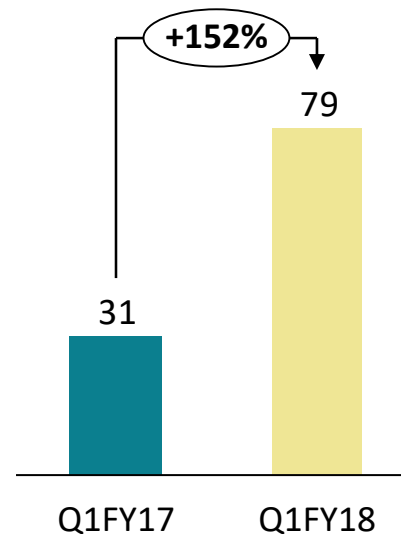
Strong Performance Continues...

₹ Crs

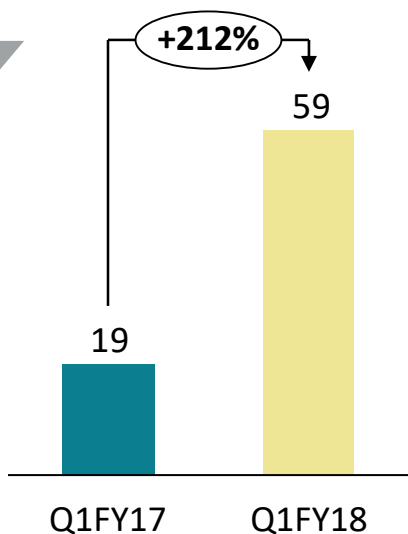
Revenue



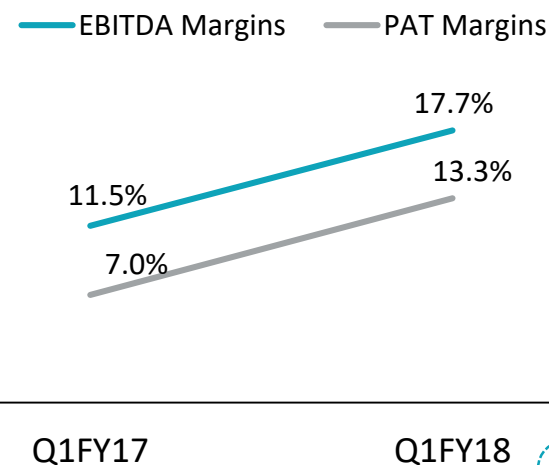
EBITDA



PAT

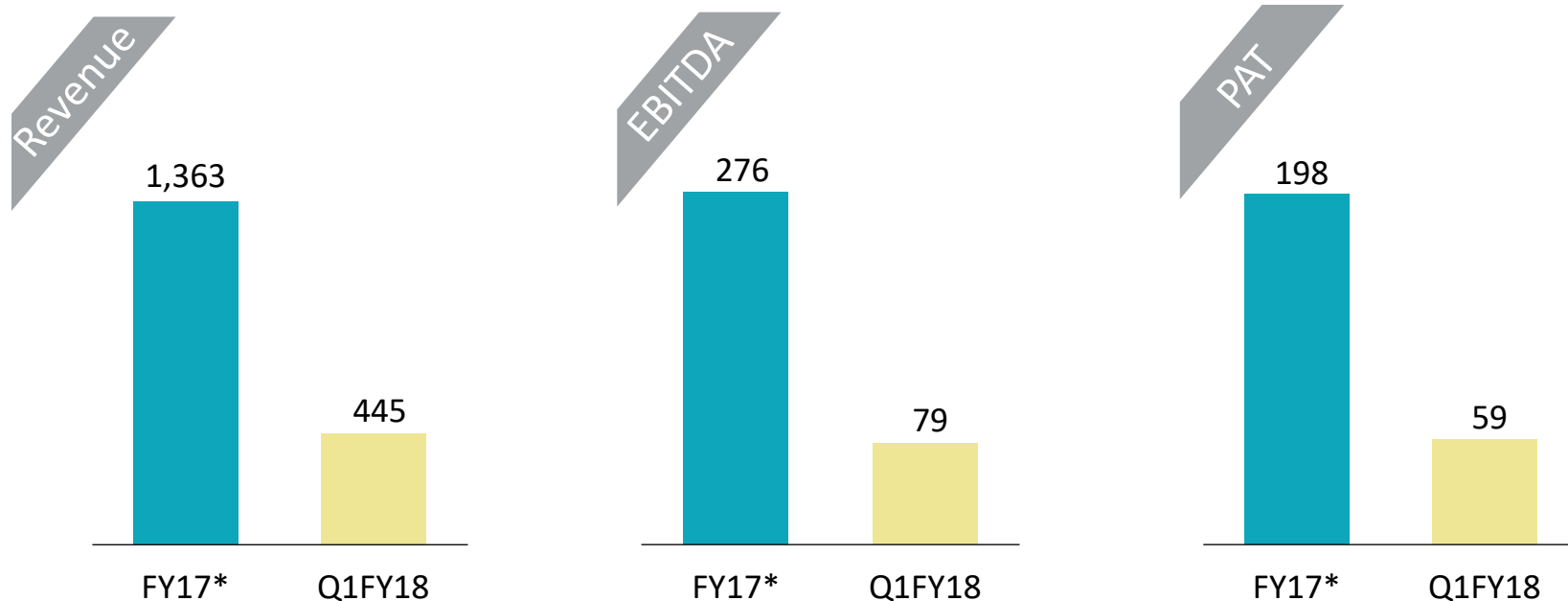


Margins



Strong Performance Continues...

₹ Crs



- Q1FY18 Revenue, EBITDA and PAT has already achieved ~30% of FY17 Revenue, EBITDA and PAT
- Better price realizations due to rebounding of the metal industry and controlled cost measures contributed to higher EBITDA and PAT margins
- Domestic revenues grew by 28% YoY to Rs 224.2 cr while Exports revenues grew by 130% to Rs 220.4 cr

Standalone Profit & Loss*

Particulars (₹ Crs)	Q1 FY18	Q1 FY17	YoY
Revenue	445	271	64%
Raw Material	224	120	
Excise Duty	14	16	
Power	92	72	
Employee Expenses	10	6	
Other Expenses	26	26	
EBITDA	79	31	152%
EBITDA Margin	17.7%	11.5%	
Other Income	2	2	
Depreciation	4	7	
EBIT	77	27	185%
EBIT Margin	17.3%	10.0%	
Finance costs	1	3	
Exceptional Items- Income/ (Expense)	0	0	
PBT	76	24	
Tax	17	5	
PAT	59	19	212%
PAT Margin	13.3%	7.0%	



Largest Manufacturer

India's largest
Manganese
Alloy Producer
and Exporter

20
years.

Rich Experience

Two decades of
experience and
continuous growth



Niche Products

Basket of the most
Techno-Commercial
Products




Robust Balance Sheet

Net Cash
Credit Rating:
CARE A+
CARE A1+

Ferro alloys enhance steel strength, durability, anti-corrosion and anti-stain properties and acts as de-oxidant for Steel Manufacturing

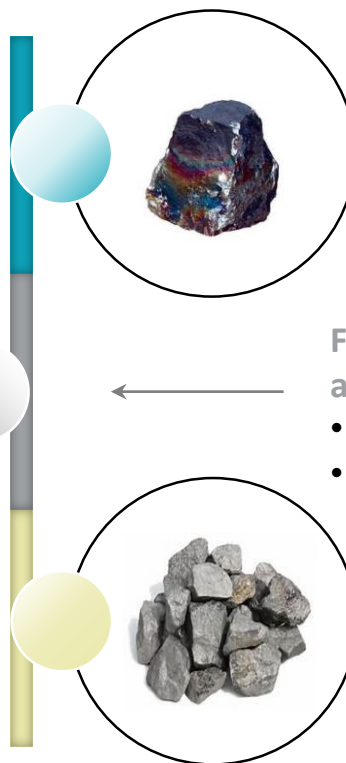
Ferro Manganese - An alloy of iron and manganese

- Used in steel products wherein silicon content needs to be controlled at low levels
- Used in flat steel, manganese-rich steel and stainless steel manufacturing



Silicon Manganese- An alloy of silicon and manganese

- Cost-effective blend of silicon and manganese
- Consumed in all steel products. Used in higher quantities in 200 series stainless steel, alloy steel and manganese steel



Ferro Silicon - An alloy of iron and silicon

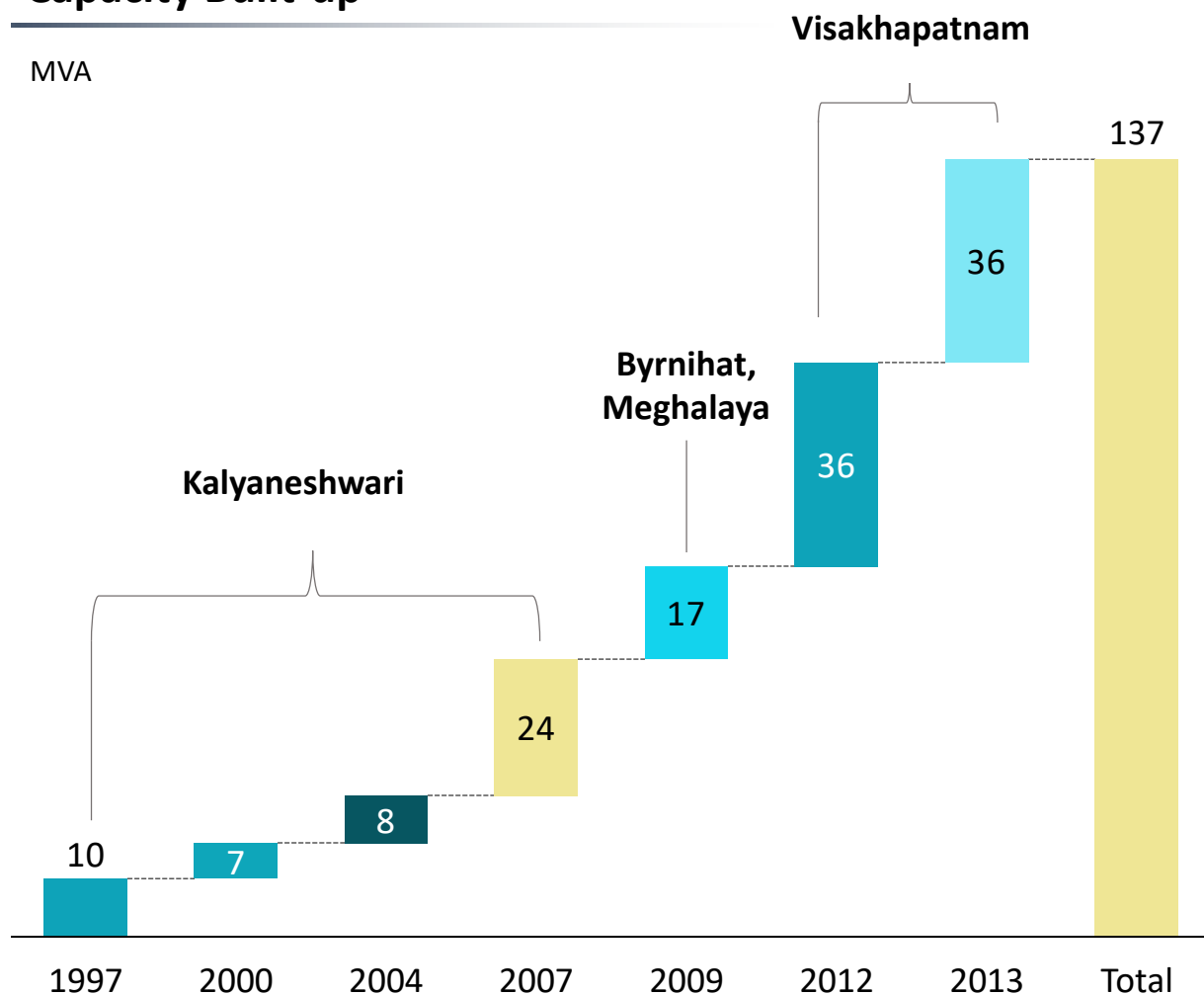
- Silicon acts as a steel oxidant
- Used primarily in special steels and in small quantities in mild steel



Capacity addition to support Growth

Capacity Built-up

MVA



Meghalaya also has Captive Power Generation unit

Fine-tuned furnace operations, lowered costs, reached optimum capacity utilisation, gained market share and became one of the industry leaders

Installed Capacity of 137.25 MVA

Smelters:

- 4 x MVA 18.0 MVA

Products: Ferro Manganese/ Silicon Manganese

Raw Material: Manganese Ore, Coke

72.0
MVA

Sourcing: Imports 90%, Domestic 10%

User Industry: Steel

**Visakhapatnam
(SEZ)**

Smelters:

- 2 x 5.0 MVA
- 1 x 6.5 MVA
- 1 x 8.25 MVA
- 2 x 12.0 MVA

Products: Ferro Manganese/ Silicon Manganese

Raw Material: Manganese Ore, Coke

48.75
MVA

Sourcing: Imports 90%, Domestic 10%

User Industry: Steel

Kalyaneshwari

Smelters:

- 2 x 8.25 MVA

Products: Ferro Silicon

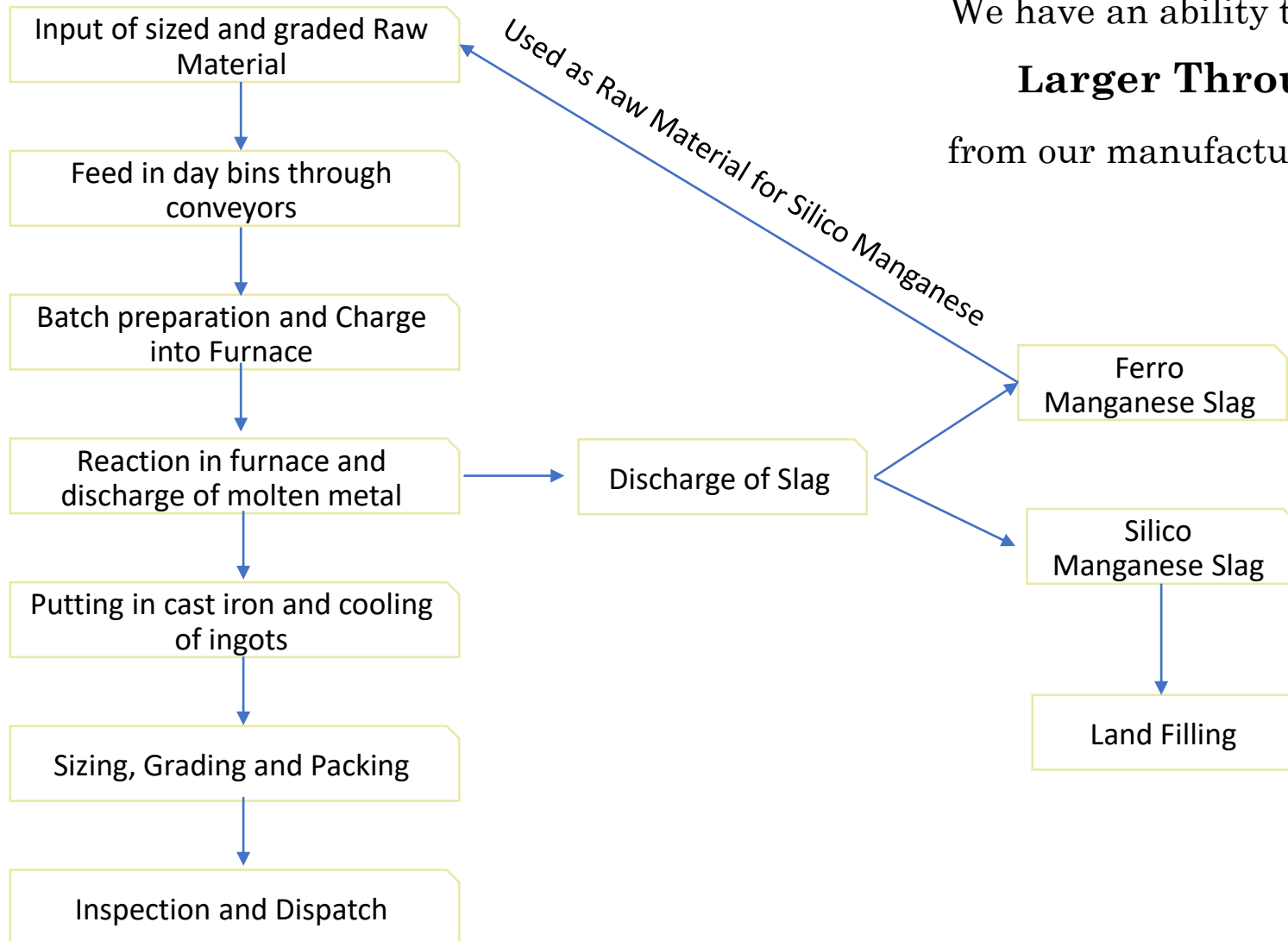
Raw Material: Quartz, Coke

16.5
MVA

Sourcing: Domestic 100%

User Industry: Steel

Byrnihat



We have an ability to generate a
Larger Throughput
from our manufacturing facilities

Strong Client Relationships



Shift of focus from **‘Stable’ Europe** to **‘Growing’ Asia** helping in better realizations

~100% of **Domestic** clients are associated with the Company for **over 7 years**

Long term relationships with clients offers **Competitive Advantage**

Low Concentration Risk in export markets with **presence in over 35 countries**

The Leadership Team



Mr. Subodh Agarwalla

Whole Time Director and CEO

- A B. Tech from IIT Varanasi and M.B.A from IIM Bangalore
- At age of 36 years is the Whole Time Director and CEO and strengthens the operational activities of the Company

Mr. S. C. Agarwalla

Chairman and Managing Director

- Over 35 years of rich experience in Ferro Alloys industry
- Has a strong understanding of business processes and excellent communication and people management skills
- Focuses on project setup, corporate planning and business development, human resource development, planning & budgeting and related functions

Mr. Sudhanshu Agarwalla

President and CFO

- A M.B.A from XLRI Jamshedpur.
- Over 13 Years of experience in Finance, Marketing and Procurement in the Ferro Alloys Industry

Experienced Board

Mr. Nand Kishore Agarwal

Independent Director

Experienced in the field of Accounts, Finance and Tax Laws

Mr. Vikash Kumar Jewrajka

Independent Director

Experienced in the field of Monolithic Ceramics, Promotions of Residential Property & Fly Ash Bricks Machine Manufacturer

Mr. Palghat Krishnan Venkatramani

Independent Director

Experienced in the field of Banking with specialty in Industrial Finance and staff training and Foreign Exchange and Management Accountancy

Mr. Biswajit Choudhuri

Independent Director

Experienced in the field of Engineering, Banking, Finance and Management

Mr. Ashok Bhandari

Independent Director

Experienced in the field of Finance and Negotiation with Banks, Governments and Technology & Equipment suppliers

Ms. Kalpana Biswas Kundu


Independent Director

Experienced in the field of Banking, Accounts and Finance

Mr. Parsanta Chattopadhyay

Non-Executive Director

Experienced in the field of iron and steel industry, General Management, and Government liasoning



Vision

To be India's premiere Alloy Company that is built on the solid foundation of shareholder trust, customer commitment, employee satisfaction and sustainable communities. Consistently delivering on our promises backed by meticulous hard work is our motto for ensuring success always!

Mission

To be India's premiere Alloy Company by:

- Promising excellent shareholder value: Guarantee a high ROC coupled with lower-than-market debt ratios
- Nurturing our employees: Encourage employees to work hard and add to their knowledge base. Ensuring employee growth by creating a secure and stress-free working environment.
- Utmost commitment to our customers: Irrespective of the market conditions, we will always strive for the highest product standards that will in turn ensure complete customer satisfaction.
- Care for our communities: A clean environment, education, housing, health and sustainability for our communities will always remain our mission.

Commitment is a passion for us. We are extremely committed to serving our shareholders and customers to the best of our abilities. Our promise to our stakeholders is a hard-ironed commitment and we aim to exhibit this value in everything that we do.

Commitment



Loyalty is the very fabric that runs beneath our organization. We strive to imbibe and exhibit loyalty not only to our stakeholders but also internally as individuals.

Loyalty



We not only believe but also imbibe that 'honesty is indeed the best policy'. We strive to do what is right and not what is the easiest. Staying true to ourselves and our work is what we live by.

Integrity



Rigorous and meticulous attention to detail along with a positive attitude is how we would describe every work process at our organization. Rigour with a positivity will lead to guaranteed successes.

Rigour



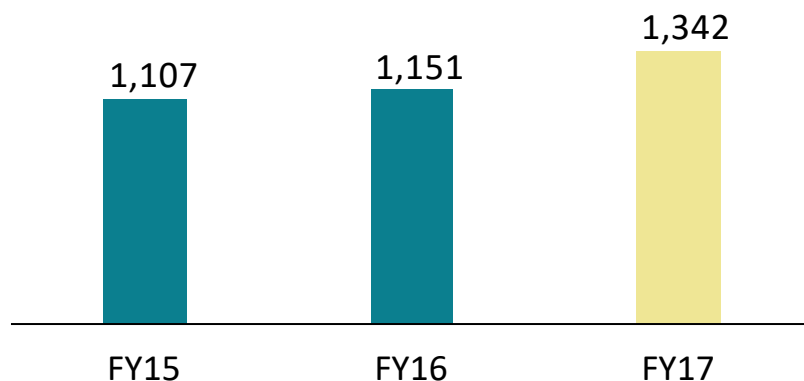
We believe in our common goals and stand by each other on the back of open and honest communication. A strong team is always a winning team.

Teamwork

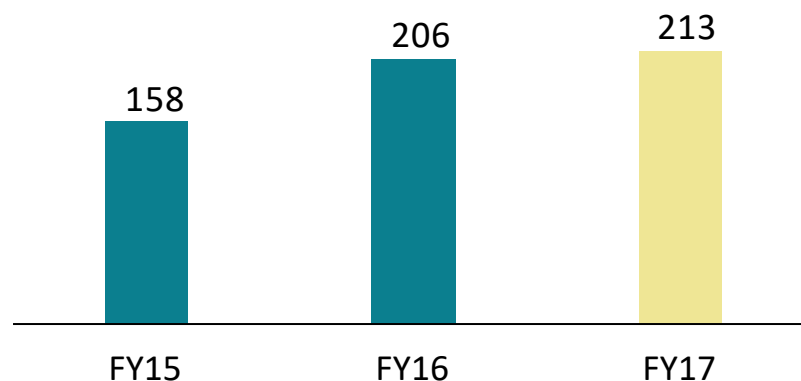


Outperformance in 2017...*

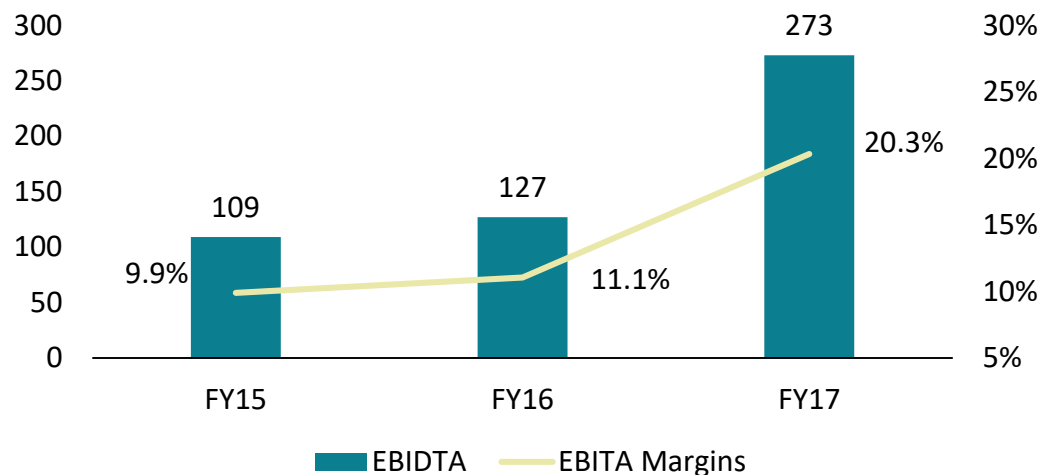
Growing Revenue (₹ Crs)



Rising Production Volume ('000 MT)



EBITDA Margins improved even in uncertain times



Led by our
Efficiency
Proving our
Credibility

Maintaining the Maithan Edge



Efficiency

- Lowest in the Cost Curve
- Optimum Capacity Utilization
- Higher Tonnage product

Asset Light Model

- Sources raw materials when it gets contracts
- PPA agreement with power plants
- Stable Asset turnover ratios and low debt-equity ratio

Strong Credibility

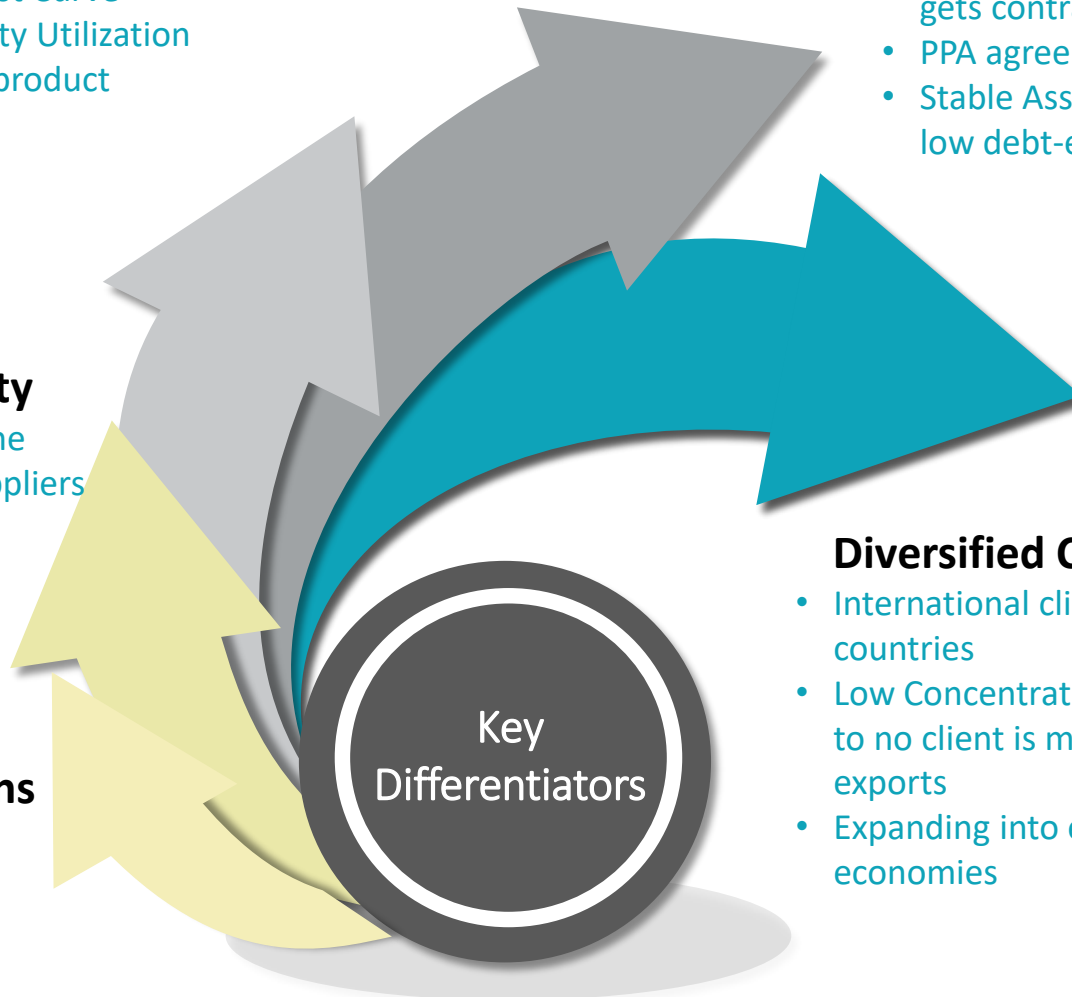
- Strong credibility in the market right from suppliers to end customers

Expansion Plans

- Inorganic Growth Opportunities

Diversified Customer Base

- International clients across 35 countries
- Low Concentration Risk as exposure to no client is more than 10% of its exports
- Expanding into emerging Asian economies



Asset Light Model*

In-house end-to-end project capability



Long Term PPAs with Power Utilities

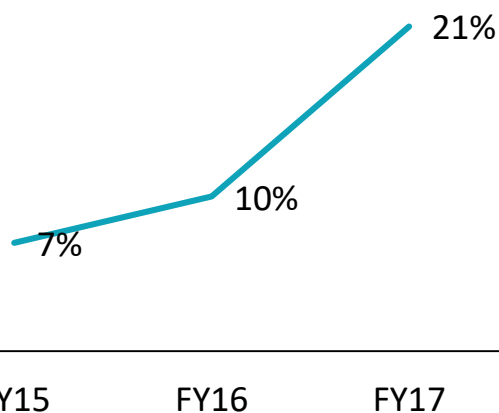


No significant mining assets

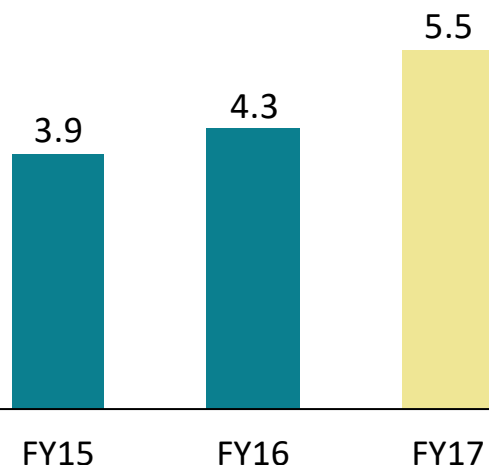


Asset Light Model

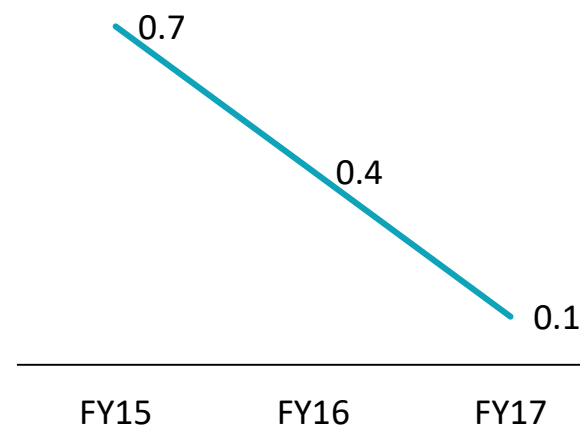
Return on Asset has improved



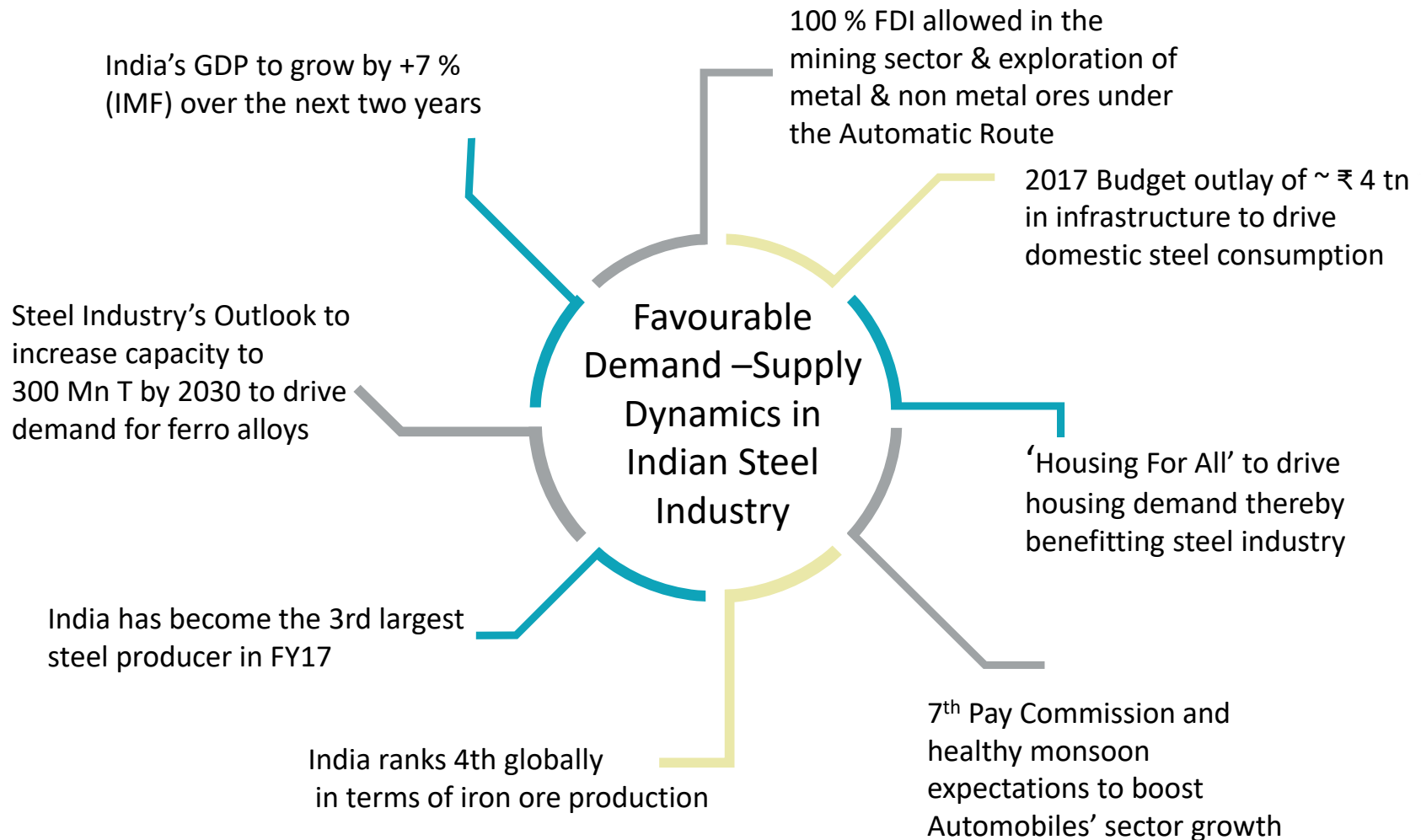
Fixed Assets Turnover (x)

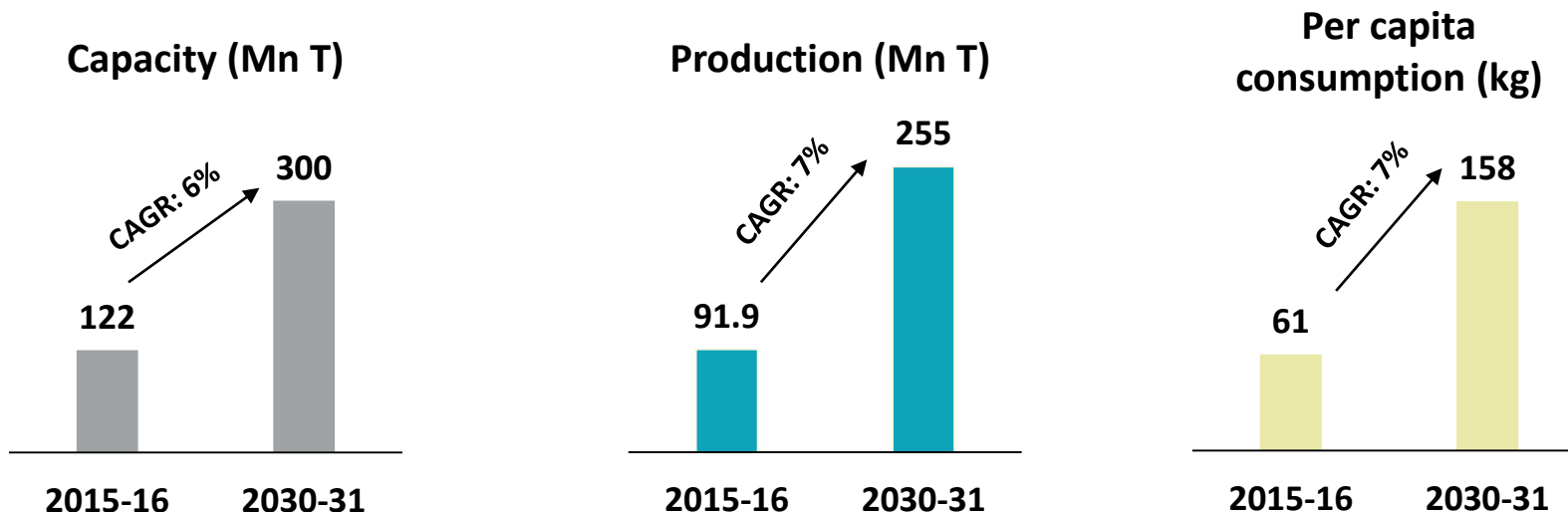


Debt to Equity (x)



Industry Tailwinds





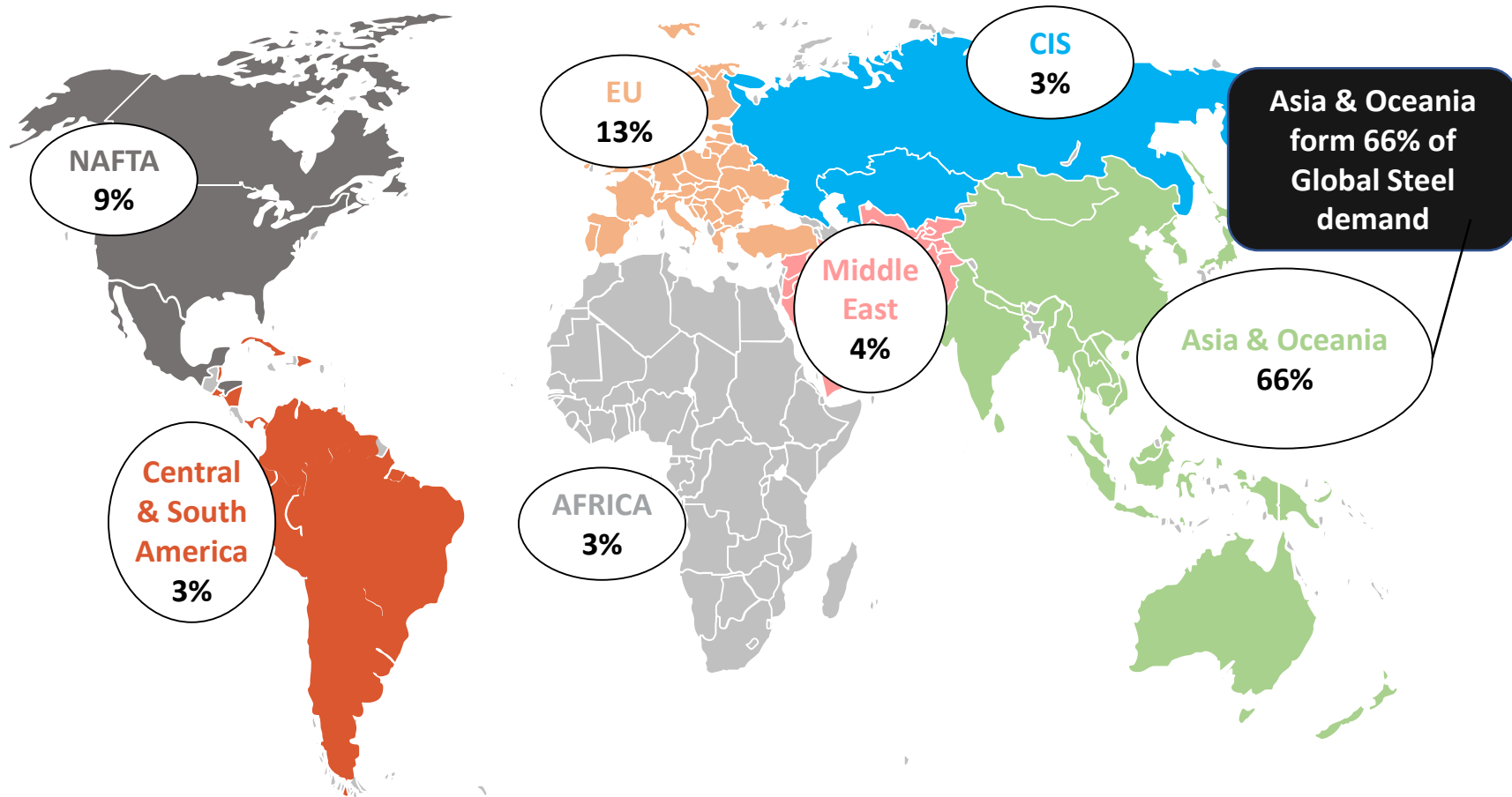
~1.5% of Manganese Alloy is required to produce each tonne of Steel

National Steel Policy (NSP) 2017 Highlights

- Reduce dependence on Steel imports and become self sufficient in Steel production
- Increase domestic availability of washed coking coal so as to reduce import dependence on coking coal to 50%
- Policy to increase consumption of Steel in Infrastructure, Automobiles & Housing sector
- Provide policy support & guidance to private manufacturers, MSME Steel producers, CPSEs
- Steel Ministry will facilitate R&D through the establishment of Steel Research and Technology Mission of India (SRTMI)

Asian Economies to drive the Global Steel Demand

Global Steel Demand 2018 : 1,548.5 Mn T



Maithan already has a strong foothold in the growing Asian economies

Source: www.worldsteel.org

Note: Data for Global Finished Steel Demand

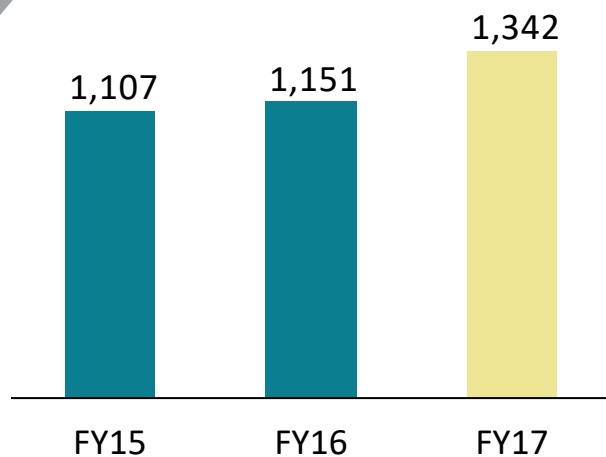
Note: Maps not to scale. All data, information, and maps are provided "as is" without warranty or any representation of accuracy, timeliness or completeness

Financials

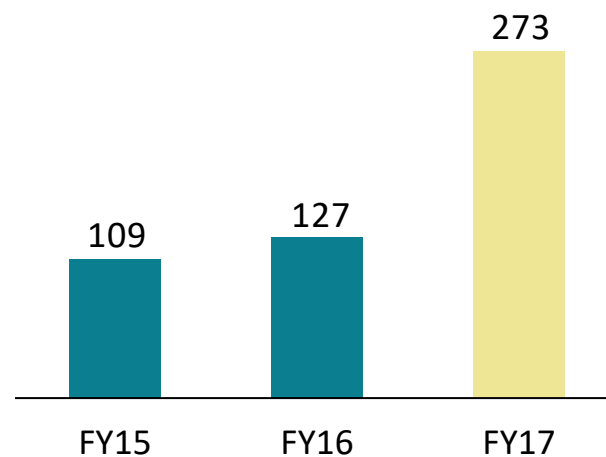
Financial Highlights (As per IGAAP)

₹ Crs

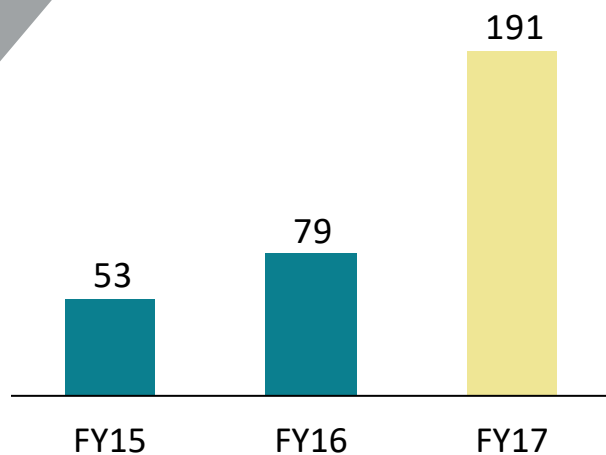
Revenue



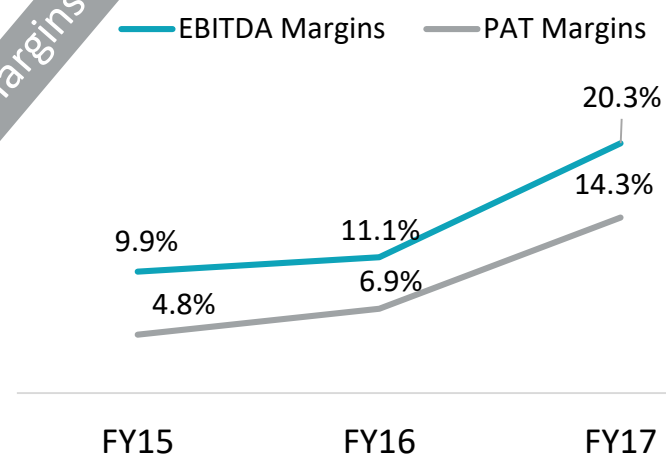
EBITDA



PAT



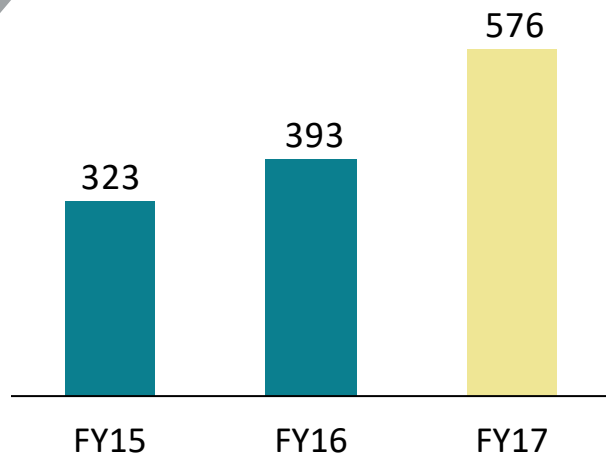
Margins



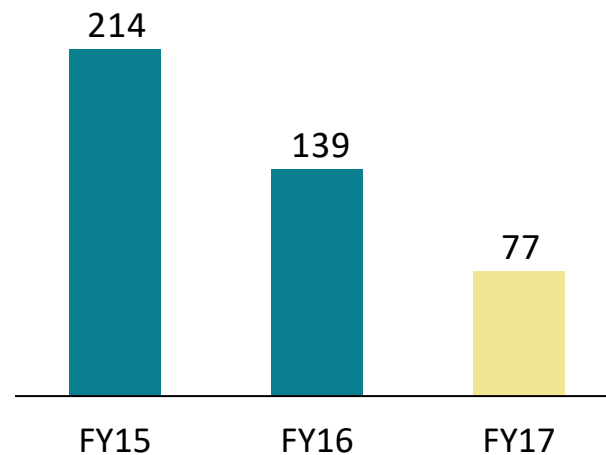
Financial Highlights (As per IGAAP)

₹ Crs

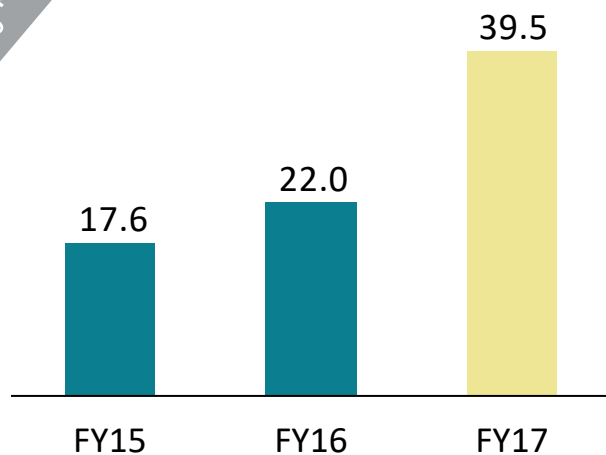
Networth



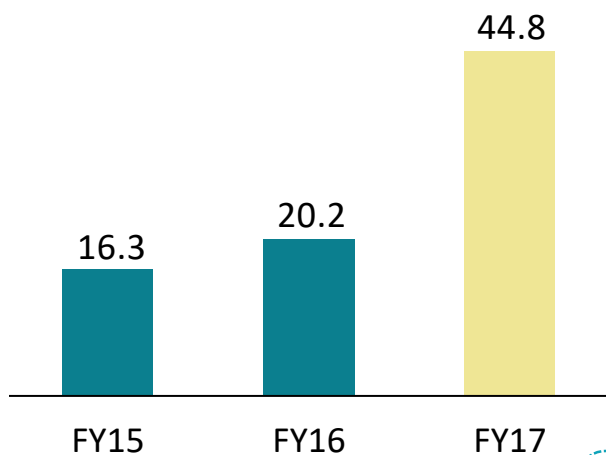
Debt



ROE %*



ROCE %^



*RoE = PAT after Minority Interest / Avg. Shareholders Fund

^ RoCE = EBIT / Avg. Capital Employed

Consolidated Profit & Loss (As per IGAAP)

Particulars (₹ Crs)	FY17	FY16	YoY
Revenue	1,342	1,151	17%
Raw Material	628	597	
Power	280	315	
Employee Expenses	33	23	
Other Expenses	128	89	
EBITDA	273	127	115%
EBITDA Margin	20.3%	11.1%	
Other Income	21	4	
Depreciation	28	23	
EBIT	265	108	146%
EBIT Margin	19.8%	9.4%	
Finance costs	9	12	
PBT	256	96	
Tax	65	17	
PAT	191	79	143%
PAT Margin	14.3%	6.9%	

Consolidated Balance Sheet (As per IGAAP)

Equity and Liabilities (₹ Crs)	Mar-17	Mar-16
Shareholder's Fund	585	393
Share capital	29	29
Reserves & Surplus	555	364
Minority Interest	1	4
Non-Current Liabilities	43	101
Long term borrowings	16	82
Other Non Current Liabilities	27	19
Current Liabilities	268	301
Short Term Borrowings	17	17
Trade Payables	57	133
Other current liabilities	194	151
Total Equity and Liabilities	897	799

Assets (₹ Crs)	Mar-17	Mar-16
Non-Current Assets	270	287
Fixed assets	242	267
Long Term Loan and Advances	28	19
Current Assets	627	512
Current Investment	68	36
Inventories	187	151
Trade receivables	225	199
Cash and Bank Balances	91	54
Other current assets	57	73
Total Assets	897	799

For further information, please contact:

Company

Maithan Alloys Ltd.

CIN: L27101WB1985PLC039503

Mr. Rajesh K. Shah

rajesh@maithanalloys.com

www.maithanalloys.com

Investor Relations Advisors:

Strategic Growth Advisors Pvt. Ltd.

CIN: U74140MH2010PTC204285

Ms. Chanchal Bachhawat/ Mr. Viraj Shah

chanchal.bachhawat@sgapl.net / viraj.shah@sgapl.net

+91-7506013089 / +91-9687076999

www.sgapl.net