

Reliance Chemotex Industries Limited

Investor Presentation

June 2017



Safe Harbour

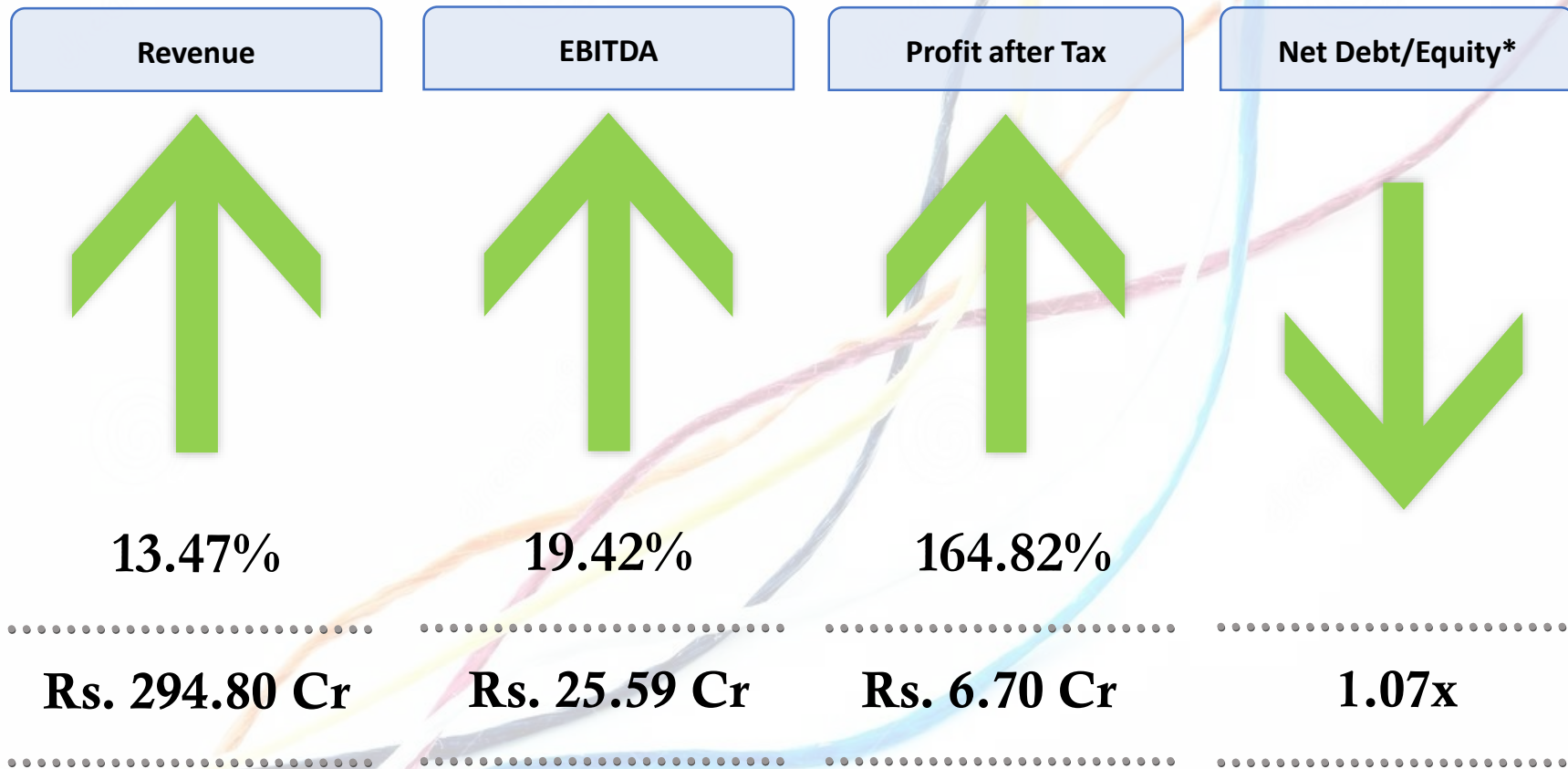


This presentation and the accompanying slides (the “Presentation”), which have been prepared by Reliance Chemotex Industries Limited (the “Company”), have been prepared solely for information purposes and do not constitute any offer, recommendation or invitation to purchase or subscribe for any securities, and shall not form the basis or be relied on in connection with any contract or binding commitment what so ever. No offering of securities of the Company will be made except by means of a statutory offering document containing detailed information about the Company.

This Presentation has been prepared by the Company based on information and data which the Company considers reliable, but the Company makes no representation or warranty, express or implied, whatsoever, and no reliance shall be placed on, the truth, accuracy, completeness, fairness and reasonableness of the contents of this Presentation. This Presentation may not be all inclusive and may not contain all of the information that you may consider material. Any liability in respect of the contents of, or any omission from, this Presentation is expressly excluded.

Certain matters discussed in this Presentation may contain statements regarding the Company’s market opportunity and business prospects that are individually and collectively forward-looking statements. Such forward-looking statements are not guarantees of future performance and are subject to known and unknown risks, uncertainties and assumptions that are difficult to predict. These risks and uncertainties include, but are not limited to, the performance of the Indian economy and of the economies of various international markets, the performance of the industry in India and world-wide, competition, the company’s ability to successfully implement its strategy, the Company’s future levels of growth and expansion, technological implementation, changes and advancements, changes in revenue, income or cash flows, the Company’s market preferences and its exposure to market risks, as well as other risks. The Company’s actual results, levels of activity, performance or achievements could differ materially and adversely from results expressed in or implied by this Presentation. The Company assumes no obligation to update any forward-looking information contained in this Presentation. Any forward-looking statements and projections made by third parties included in this Presentation are not adopted by the Company and the Company is not responsible for such third party statements and projections.

Our Performance for FY17



*Net Debt/Equity = Long Term Debt + Short Term Debt + Current Maturities of Long Term Borrowings – Cash & Cash Equivalents

A Leading Synthetic Yarn Manufacturer



Capacity

53,280 Spindles

Export Focused

~70% of the revenue comes from export to Developed Markets like North America, Europe etc.

High Value Added Yarns

Our yarn is used for upholstery, carpet, automotive, medical and other industrial end-uses

Versatile Product Portfolio with Customised Offering

Working with flexibility and versatility to provide the best option to our customers

Experienced Management

40 years of business experience
Third generation has been inducted into the business

Philosophy

RCIL's growth has been strategically built upon creative product development, a highly flexible and consumer-centric marketing ideology, a recruiting philosophy that values long-term commitment and perhaps most importantly, an unconditionally strong value system.

We make the “Fibre of the future” ...

Global

High preference of Man Made Fibre

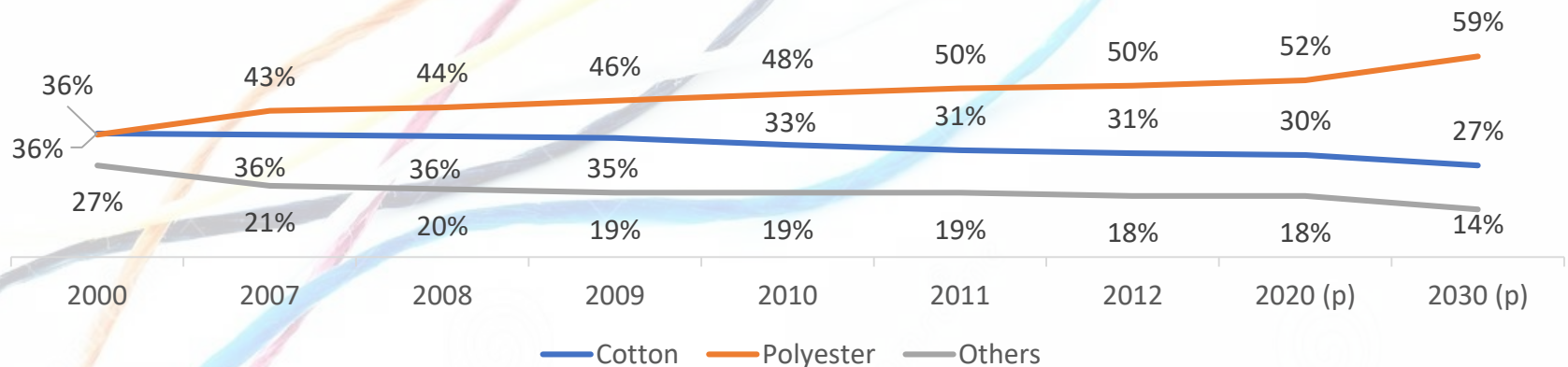
- Flexibility in manufacturing process
- Increasing new age end use (Technical & Medical)
- Higher Raw Material availability

India

Production of man-made fibre has been on an upward trend

- Production stood at 1.34 million tonnes in FY15 up from 1.07 million tonnes in FY09 a CAGR of 4%
- Indian exports MMF textiles to more than 146 countries
 - Turkey, Egypt, Indonesia, Brazil, and Germany are major importers of Indian man-made fibre yarns

Global Fibre Consumption Trend



...supported by Key Industry Tailwinds...

Regulations

- Benefits continues from Amended TUFs for upgradation and modernization
- Continued Support from Government Schemes like TUFs, MEIS, (other export benefits)

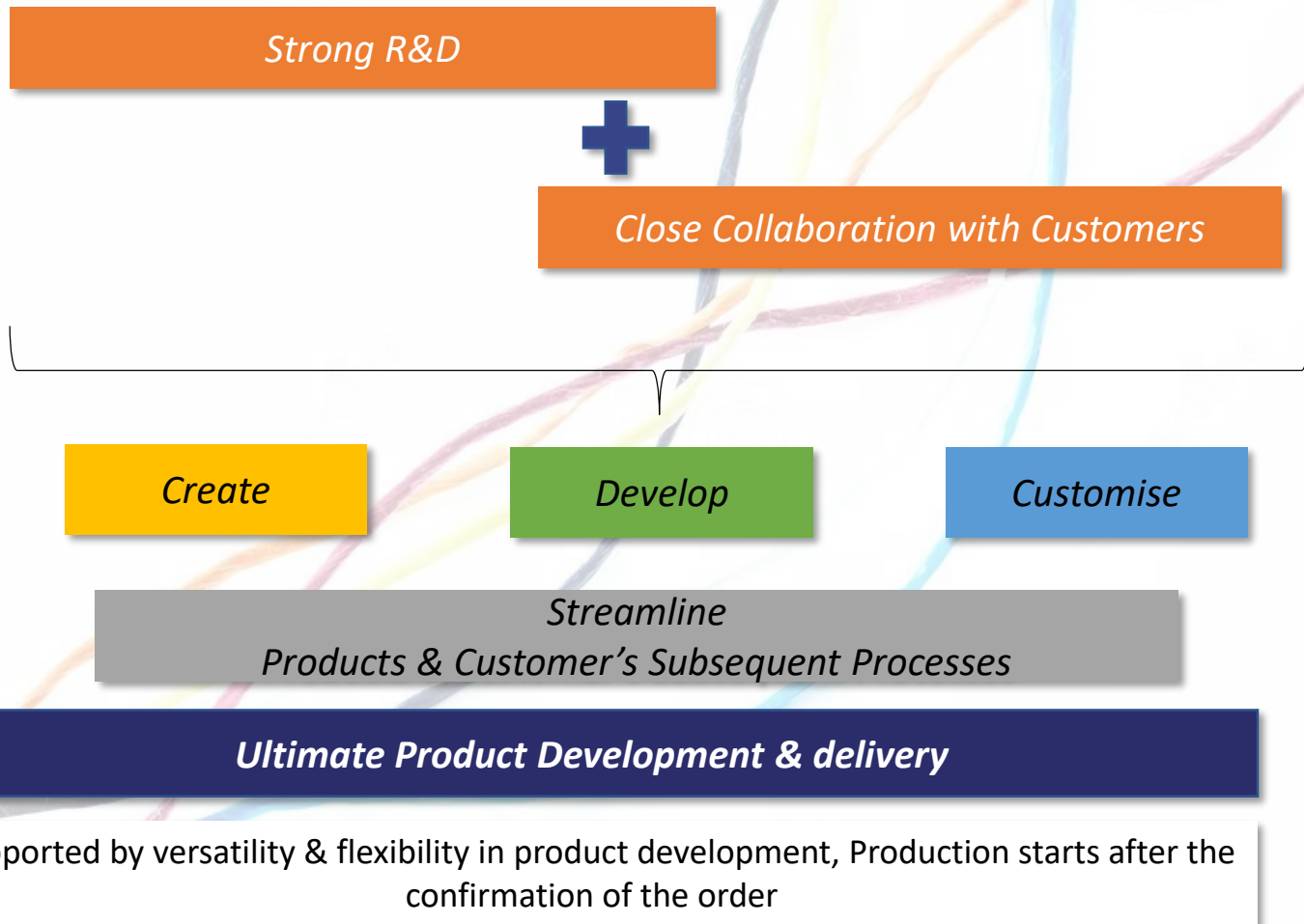
Make in India

- Increasing thrust and support of Government
- More visibility in global markets by positioning India as a premier option for manufacturing.
- Growing demand for high value added textiles

Innovation

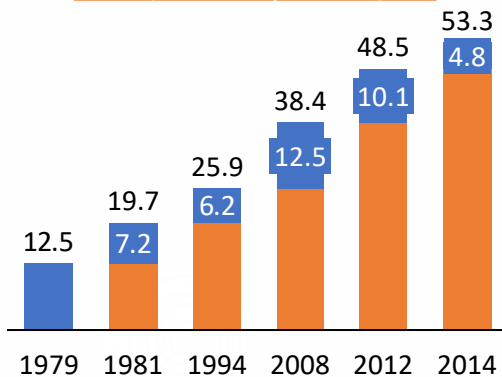
- Growing acceptance of Synthetics in apparels
- Improvement in processing and manufacturing technology
- Demand growth from newer applications

...captured through our Product Centric Approach...



...visible in our Journey so far

Capacity Additions
(No. of Spindles)



2014-16

2014: Augmented Capacity for production of dyed yarns

2001-13

2010 & 2013: 3rd generation, Rahul and Ameya Shroff joined the business
 2006: Diversified to produce greige & fiber-dyed chenille yarns for high-end upholstery & carpet Industry
 2001: Listing on BSE

1984 - 2000

1994: Conceptualized and developed multifold, fibre-dyed viscose yarns, which later revolutionized the global artificial silk carpet industry
 1987: Became one of the first Indian mill to export synthetic yarn

1980-83

1983: Mr. Sanjiv Shroff joined the business and shifted the Company's focus from Domestic market to Global Frontiers
 1980: Pioneered the use of fibre-dyed Polyester/Viscose blended yarns in the production of school uniforms

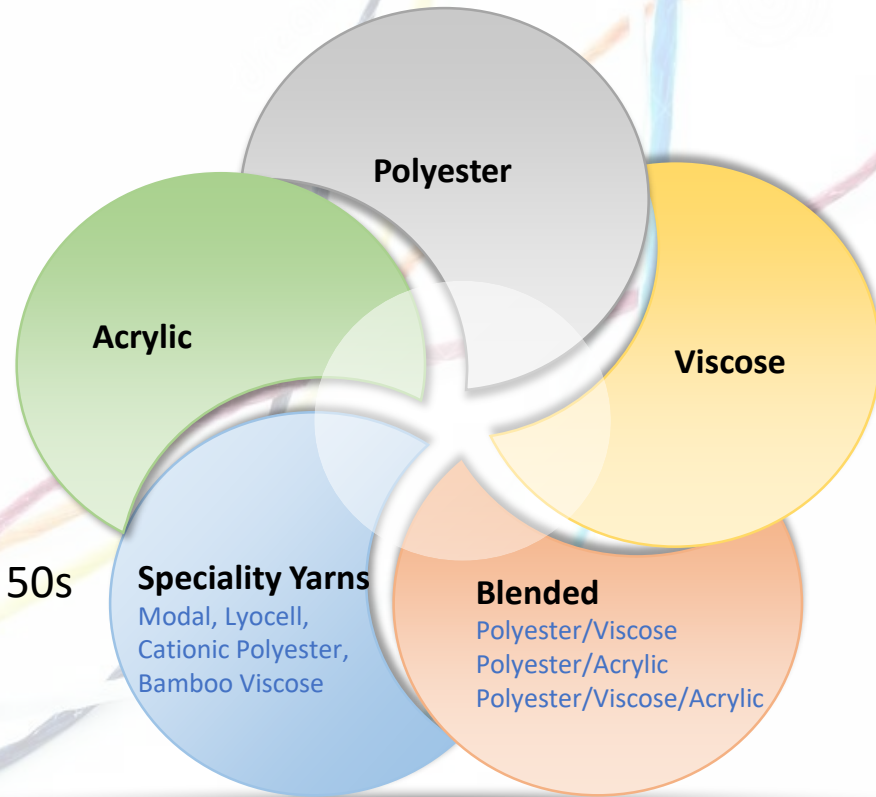
1977-79

1979: Started production under the brand 'Reliwool' our now legendary 100% Dyed Acrylic yarns for sweater knitting
 1977: Incorporated Reliance Chemotex Industries Limited (RCIL) as a publicly traded spinning mill in Udaipur, RJ

Our versatile product portfolio...



- Yarns Produced with
 - Raw-white Fibre
 - Dope-dyed Fibre
 - Fibre-dyed Fibre
- Count Range from Ne 6s to Ne 50s
 - In single, double, Multi-ply



...caters to High Value Added end use...

Upholstery



Carpet



Medical



Towel



Artificial Leather

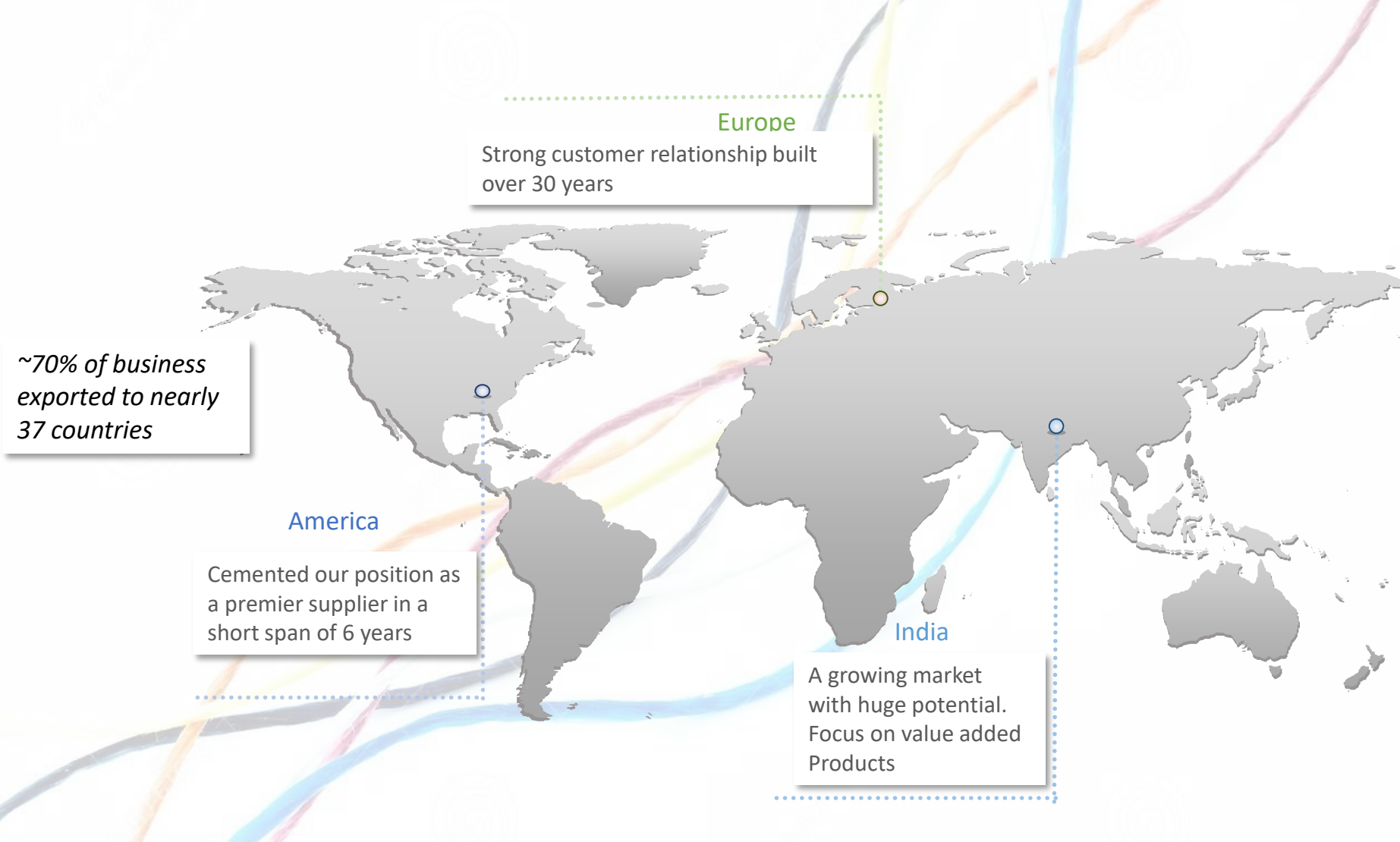


Sports apparel



Automotive

...across the most demanding markets



Europe

Strong customer relationship built over 30 years

~70% of business exported to nearly 37 countries

America

Cemented our position as a premier supplier in a short span of 6 years

India

A growing market with huge potential. Focus on value added Products

Our Manufacturing capabilities...



Spinning Facility

Facility based in Udaipur, Rajasthan

Capacity of

- 53,280 spindles
- Production of 13,940 MTPA

Dyeing Unit

Fibre Dyeing unit for customization as per client requirements

Capacity of 12 Tonnes per Day

"A Zero Discharge Facility"

Quality Control

Follow strict Quality Control

Oeko-Tex Standard 100
certifications
GRS Certified



... provides us with Competitive Edge...



Quality

Willingness to embrace change along with Cutting-edge technology and state-of-the-art machinery leads to maintain world-class quality standards

Consistency

Delivering yarns that are the products of choice in the most demanding applications across an imposing breadth of textile-related industries around the world

Customer Centricity

Relationship with Key Customers of Over 30 years nurtured with Quality, Mutual Learning, Respect & Trust

...developed by Experienced Management team...



Mr. S. L. Shroff
Chairman Emeritus

A first generation entrepreneur started as a stock broker in 1950s and established business interests in textiles in 1960s with export of jute fibre to US

Mr. Rahul Shroff
Executive Director

A BS & MS from MIT, USA. Joined in 2010 and has been instrumental in streamlining the company's manufacturing processes and diversification into industrial and medical textiles

Mr. Kiran Firodiya
Chief Financial Officer

CA and MBA having 15+ years of experience Handling Finance activities of the Company

Mr. Sanjiv Shroff
Managing Director

Bachelor of Science in Chemistry (Honors) from Kolkata University.
Has been MD of the company since 1988 and has been associated with industry for last 30 years

Mr. Ameya Shroff
Executive Director

A BS & MS from MIT, USA. Joined in 2013, he has revamped the administrative framework with focus on ERP, Inventory Management and store procurement and has been driving value added products sales in the domestic markets

Mr. A. S. Arya
Plant Head

B. Tech having 35+ years of experience working as President (Works). Handling operations at Udaipur plant

...guided by Strong Board of Directors...



Mr. Ramadoss Srinivasan
Chairman & Independent Director



Mr. Sanjiv Shroff
Managing Director



Mr. Rahul Shroff
Executive Director



Mr. Ameya Shroff
Executive Director



Mr. N.G. Khaitan
Non-Executive Director



Ms. Dipika Shroff
Non-Executive Director



Mr. R.N. Sharma
Non-Executive Director



Mr. K.L. Sonthalia
Independent Director



Mr. Narayan Shroff
Independent Director

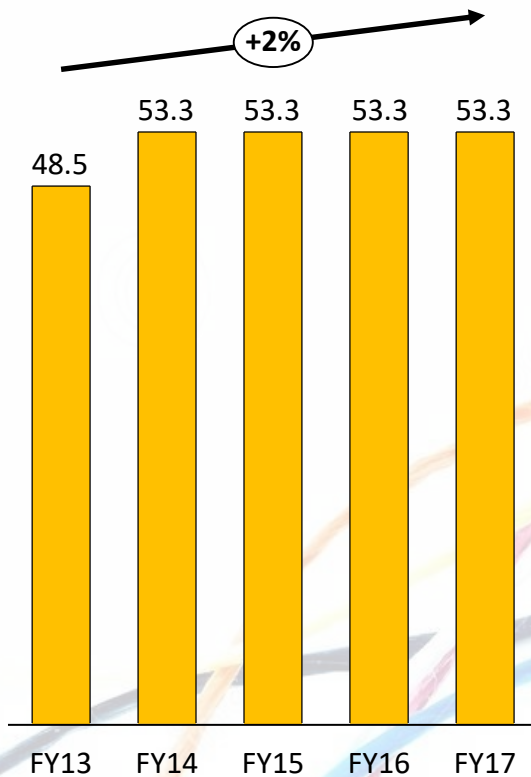


Financials

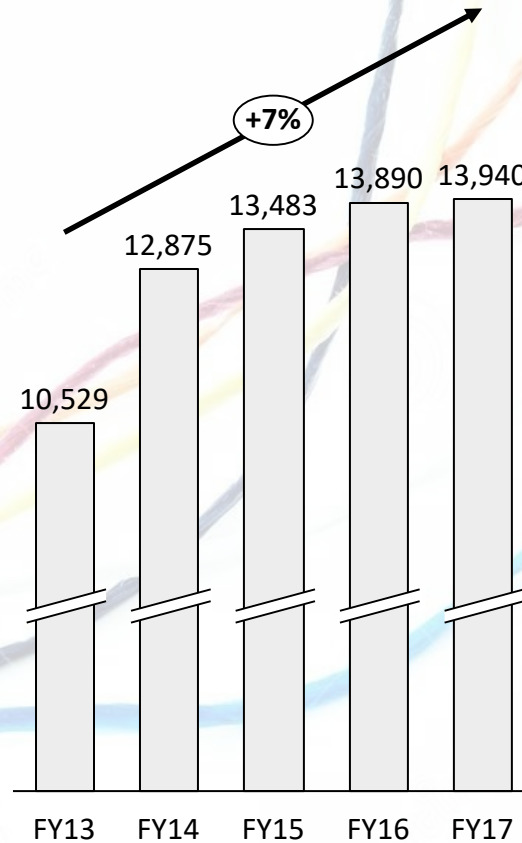
Operational Capacity



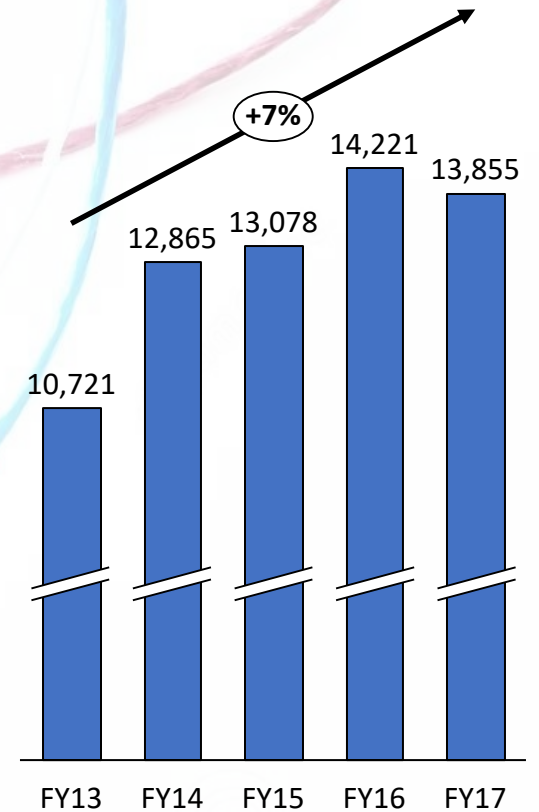
Spindles ('000)



Yarn Production (MT)

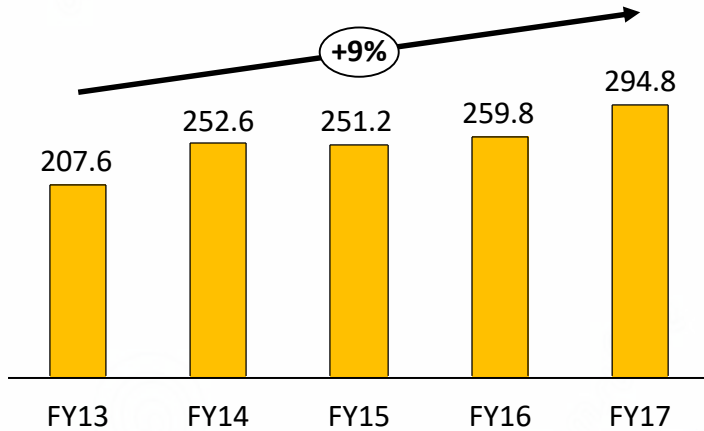


Sales (MT)

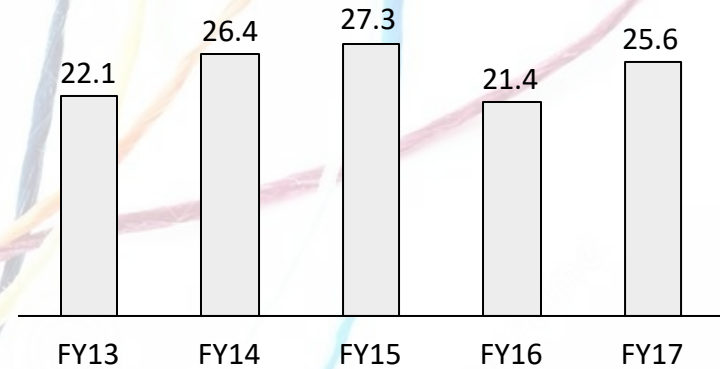


Financial Performance

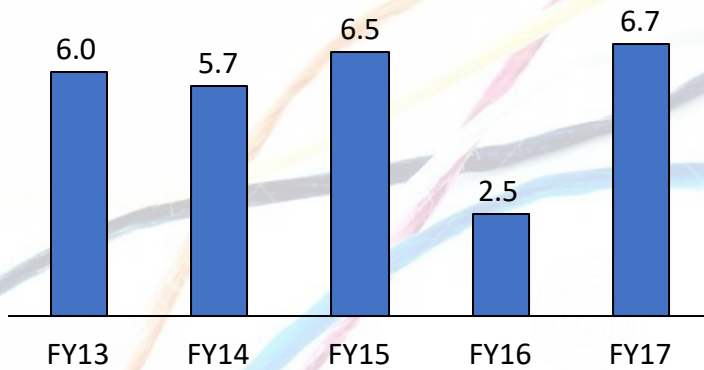
Total Revenue* (Rs Crs)



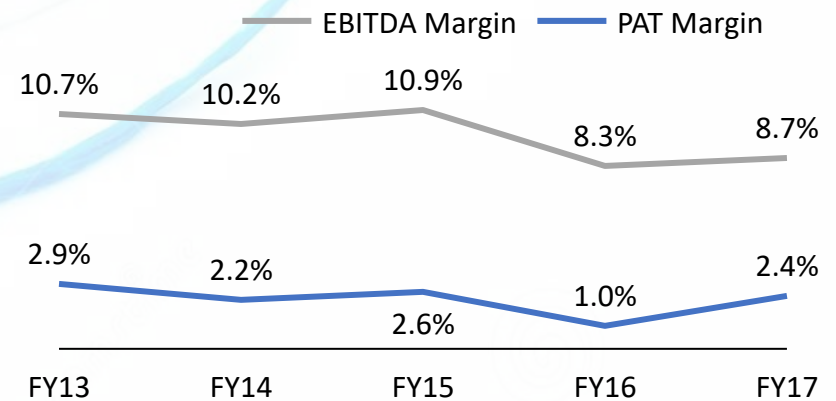
EBIDTA* (Rs Crs)



PAT (Rs Crs)



Margins %



* Includes Other Income

Profit & Loss Statement



Rs. Crores	Q4 FY17	Q4 FY16	Y-o-Y	FY17	FY16	Y-o-Y
Net Revenue	78.36	73.58	6.51%	284.74	257.13	10.74%
Other Income	4.02	0.43		10.06	2.67	
Total Revenue	82.38	74.01	11.31%	294.80	259.80	13.47%
Direct Expenses	46.59	42.71		163.32	140.76	
Employee Expenses	9.36	9.36		35.84	33.11	
Other Expenses	20.13	16.27		70.05	64.49	
EBITDA	6.30	5.67	11.20%	25.59	21.43	19.42%
EBITDA Margin	7.65%	7.66%		8.68%	8.25%	
Depreciation	1.70	1.74		6.71	6.60	
EBIT	4.60	3.93	17.15%	18.88	14.83	27.30%
EBIT Margin	5.58%	5.31%		6.40%	5.71%	
Finance costs	2.52	2.48		10.99	13.13	
PBT	2.08	1.45	42.97%	7.89	1.71	361.40%
Tax	0.01	-0.87		1.19	-0.82	
PAT	2.07	2.32	-10.84%	6.70	2.53	164.82%
PAT Margin	2.51%	3.13%		2.27%	0.97%	

Balance Sheet



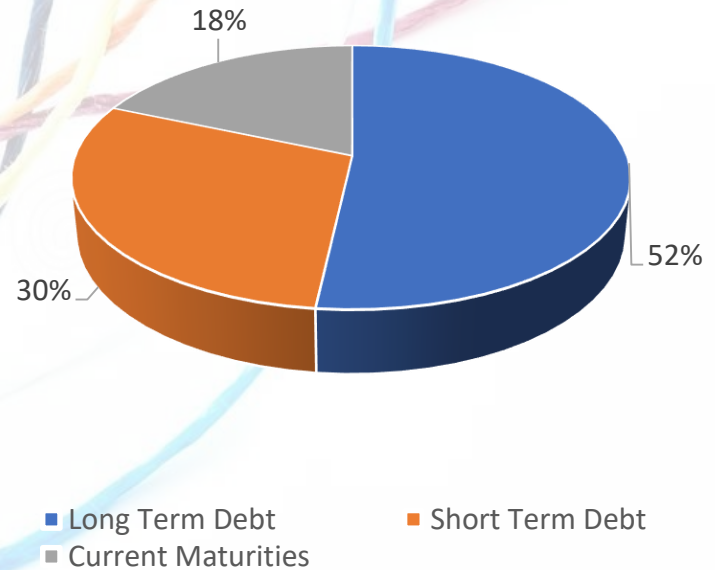
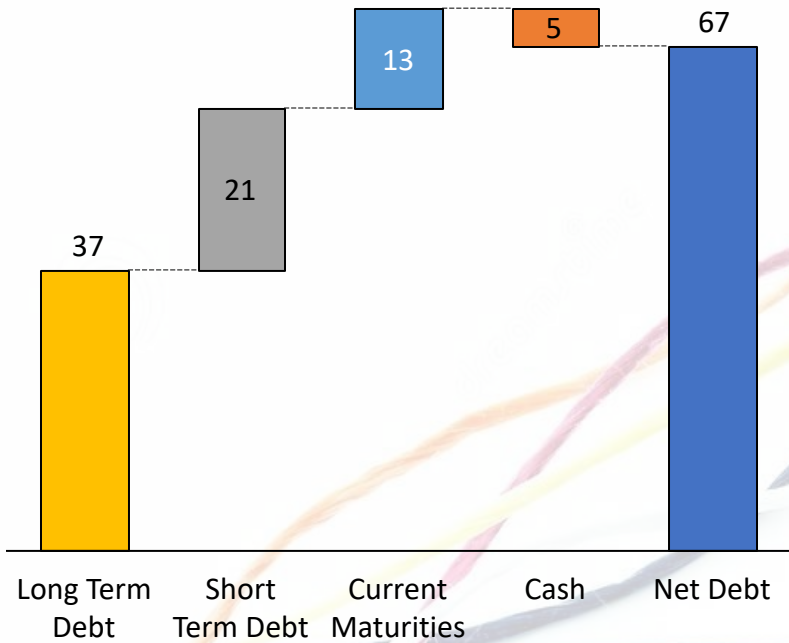
Rs. Crores	Mar-17	Mar-16
Shareholders Fund	62.11	58.67
Share Capital	27.07	27.07
Reserves & Surplus	35.04	31.60
Non Current Liabilities	45.04	58.35
Long Term Borrowings	37.06	50.80
Deferred Tax Liabilities(Net)	5.74	4.92
Other Long Term Liabilities	0.79	0.71
Long Term Provisions	1.45	1.91
Current Liabilities	84.04	84.40
Short Term Borrowings	21.24	23.59
Trade Payables	35.13	32.29
Other Current Liabilities	22.81	24.92
Short Term Provisions	4.87	3.61
TOTAL EQUITY & LIABILITIES	191.19	201.42

Rs. Crores	Mar-17	Mar-16
Non Current Assets	108.58	111.84
Fixed Assets	107.07	110.33
Non Current Investments	0.00	0.00
Long Term Loans & Advances	1.51	1.51
Current Assets	82.62	89.58
Inventories	38.10	39.21
Trade Receivables	18.35	20.83
Cash & Cash Equivalents	4.89	4.84
Short Term Loans & Advances	12.78	15.70
Other Current Assets	8.49	8.99
TOTAL ASSETS	191.19	201.42

Debt Profile

**Net debt As on Mar'17
Rs. 67 Crs**

Gross Debt Break-up (Rs. 72 Crs)



Net Debt to Equity of 1.07x



For further information, please contact:

Company :

Reliance Chemotex Industries Ltd.
CIN: L40102RJ1977PLC001994

Mr. Kiran Firodiya
Email: finance@reliancechemotex.com

www.reliancechemotex.com

Investor Relations Advisors :

Strategic Growth Advisors Pvt. Ltd.
CIN: U74140MH2010PTC204285

Mr. Jigar Kavaiya / Mr. Rohan Adhiya
Email: jigar.Kavaiya@sgapl.net /
rohan.adhiya@sgapl.net
Cell: +91 9920602034 / +91 9833219522

www.sgapl.net