

AHL/AO/2025/938

Date: 07.08.2025

To

The BSE Limited
The Listing Department
25th Floor, Phiroze Jeejeebhoy Towers
Dalal Street,
Mumbai – 400 001

Sub: Investor Presentation for Q1 FY25-26.

Ref: Scrip Code: 543943

Dear Sir/Madam,

Pursuant to Regulation 30 of the SEBI (Listing Obligations and Disclosure Requirements) Regulations, 2015, please find attached herewith the Investor Presentation of the Company for the quarter ended June 30, 2025.

A copy of the same has also been uploaded on the Company's website at www.asarfi.in.

You are requested to kindly take the above on record and bring it to the notice of all concerned.

Thanking you,

Yours faithfully,

For Asarfi Hospital Limited


(Sudipa Singh)

Company Secretary & Compliance Officer
Membership No.: ACS 56989



Asarfi Hospital Limited

Baramuri, P.O.: B Polytechnic, Dhanbad 828 130 || CIN: L85110JH2005PLC011673
Branch Office: Khatal Road, Dhaiya, ISM, Dhanbad 826004 || www.asarfihospital.com
Phone: 7808368888, 9234302735 || Email: info@asarfihospital.com



Investor Presentation

Q1'FY2025-26



Content

1

Company Overview

2

Leadership Team

3

Key Highlights

4

Financial Performance

5

Operational Performance

Asarfi Hospital: At a Glance

- Established in 2005, Asarfi Hospital Limited (AHL) is serving the people of Dhanbad and its neighbouring areas for the last 20 years with affordable and best in class healthcare facilities.
- Operates two hospitals across Dhanbad region, catering to a dense population of ~30 lakhs with a total bed capacity of 315 beds, 250 in the Super-Specialty unit and 65 in the Cancer unit.
- The Super-Specialty Hospital is first and only in the Dhanbad region to offer advanced medical care with full-fledged High Dependency Unit, Emergency Department, Outpatient Consultation, CCU, ICU, NICU, SICU, Labor Room, Neurosurgery and a world class Cardiac unit, all under one roof.
- In 2024, Asarfi Cancer Institute was started, which is now the first dedicated comprehensive cancer care hospital under one roof and just 1 out of 3 cancer hospital in the state of Jharkhand.
- AHL has a robust team of medical professionals, comprising 99+ doctors, including 71 full-time in-house doctors and 19+ visiting doctors, 500+ nursing staff and support staff.
- Empanelled with Govt of Jharkhand for MGBUY, East Central Railway, Coal India Limited, leading TPAs and many reputed Govt Agencies for providing cashless healthcare benefits to the people in need.
- In July 2023, AHL successfully raised ₹26.94 Cr through IPO and listed on BSE SME exchange at ₹ 98.8 per share at a premium of 90% above issue price.



315 Beds



71 full-time
doctors



23+ specialised
facilities



Market Cap of
~₹ 251 Cr*



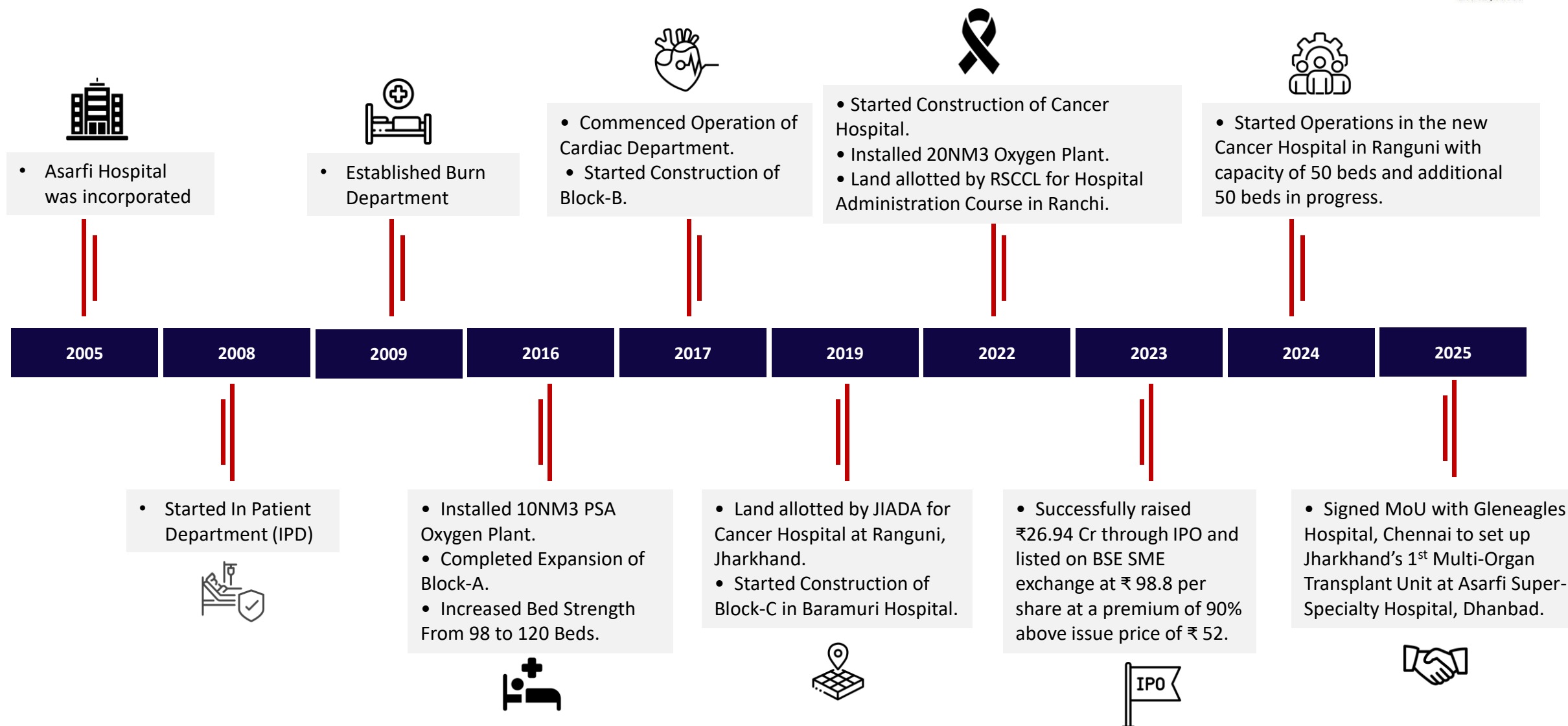
FY22-25 Revenue
CAGR of 23%



ROCE of 14%
as of FY25

* Market Capitalisation as of 6th August 2025.

Journey Over The Years



Our Departments and Facilities



Cardiology



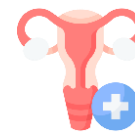
Neurosciences



General
medicine



Paediatrics &
Neonatology



Obstetrics &
Gynaecology



General
Surgery



Gastroenterology



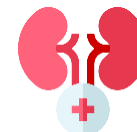
Orthopaedics



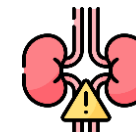
Burn & Plastic
Surgery



Oncology



Nephrology



Urology



Ophthalmology



ENT



Day Care
services



Dental
Sciences



Physiotherapy



Emergency



Nutrition &
Dietetics



Anaesthesiology &
Critical Care



Radiology



Pulmonology



Pain
Management



PHC

Super-Specialty Hospital

Year Established: 2005

Location: Situated on the Main Highway, 6 km from Dhanbad Railway Station

Building: 4 Blocks, 6 floors and Constructed area - more than 1 Lakh sq. ft

Specialty: Cardiology, General Medicine and Neurology contributes ~60% of revenues

Facilities: Full-fledged High Dependency Unit, Emergency Department, Outpatient consultation, CCU, ICU, NICU, SICU, Labor Room



ARPOB - ₹ 19,398



No of beds* - 250



Occupancy - 64%



ALOS - 3.8 days

Cancer Hospital

Year Established: 2024

Location: Situated in Ranguni, Dhanbad

USP: Just 1 out of 3 in the state of Jharkhand

Expansion Potential: Bed capacity upto 150 beds with additional capex of Rs 2-3 Cr

Services: Preventive Oncology, Medical Oncology, Surgical Oncology, Radiation Oncology, Day Care Chemotherapy, Nuclear Medicine and Pain Management



ARPOB - ₹ 31,198



No of beds* - 65



Occupancy - 42%



ALOS - 7 days

* During Q1'FY26, Total bed capacity across both the units was at 315 out of which Effective beds were at 262.

Leadership Team



Harendra Singh

Promoter and CFO

- A visionary entrepreneur inspired by the Company's Purpose—Health for All.
- He believes that good leaders must be passionate about learning, and he is focused to develop world-class organizations.
- Graduated from AN College, Patna with a Bachelor of Science degree in Electronics. He subsequently completed his MBA from LBSIM, New Delhi in 1999.



Udai Pratap Singh

Promoter and MD

- Started his career in 2017, he is a process and system driven person and believes strongly in "quality" and "efficiency" in healthcare.
- He graduated from PES Institute of Technology and pursued his master's degree from University of Cincinnati, USA.



Sukanti Kumar Das

Non- Executive Director

- Renowned Consultant Gynaecologist and brings with him over 35 years' experience.
- He was the Deputy CMO in Central Hospital, Dhanbad and the Chairman of FOGSI at Dhanbad, Jharkhand.
- Dr. Das graduated from R.G. Kar Medical College in Calcutta and subsequently completed DGO, MD from PGI Chandigarh.



Madhuri Singh

Executive Director

- Directs the Quality, Housekeeping and Diet & Nutrition for the hospital.
- She has excellent cleanliness skills and is experienced in the field for over 10 years.



Gopal Singh

Executive Director

- Experienced individual with a strong background in civil construction and procurement.

Financial and Operational Performance

Key Highlights



Revenue Trend

Consolidated Revenues Q1'FY26
₹3,568 lakhs ↑ 56% YoY

Standalone Revenues Q1'FY26
₹3,566 lakhs ↑ 56% YoY



Strong Margins

Consolidated EBITDA Margins
Q1'FY26 – 20%

Standalone EBITDA Margins
Q1'FY26 – 20%



Growing Profitability

Consolidated PAT Q1'FY26
₹312 lakhs ↑ 115% YoY

Standalone PAT Q1'FY26
₹320 lakhs ↑ 109% YoY



Key Ratios

FY25 ROCE **14%**
FY25 Debt to Equity **0.6**
FY25 Current Ratio **1.4**



Occupancy Rate Q1'FY26

Super-Specialty Hospital – 64%
vs 57% in Q1'FY25

Cancer Hospital – 42%
vs 24% in Q1'FY25



Patient Volume Q1'FY26

Number of patients
served - 36,933

↑ 40% YoY



IPD-OPD Revenues Q1'FY26

IPD Revenues - ₹2,997 lakhs
↑ 62% YoY

OPD Revenues - ₹522 lakhs
↑ 33% YoY

Key Highlights – Strategic Partnership

Signing of MoU

- With a strategic partnership with Gleneagles Hospital Chennai, Asarfi Hospital Dhanbad is set to establish **Jharkhand's first-ever Multi-Organ Transplant Unit**.
- Facility to provide **world-class transplant services** for heart, lungs, kidney, liver, and bone marrow under one roof – a first for the state.

Transformative Shift

- This collaboration marks a **transformative shift** in **Jharkhand's healthcare landscape**, reducing patient dependency on metro cities like Delhi, Mumbai, Kolkata or Chennai.
- Project aims to significantly enhance access to world-class transplant services within Jharkhand and **transform** it from a "Medical Desert" into a "**Medical Destination**".

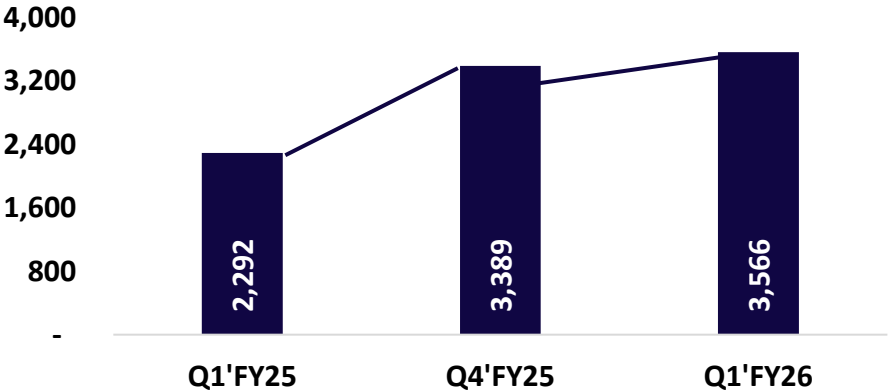
Advanced Transplant Capabilities

- Gleneagles Hospital will provide the **specialist expertise** for this project, recognised for India's first adult liver swap and single lung transplant procedures.
- A **dedicated floor** has been allocated for this purpose, with consultation and diagnostic services to begin soon.
- Full scale transplant procedures with **best-in-class equipments** will begin following final approval from State Govt.

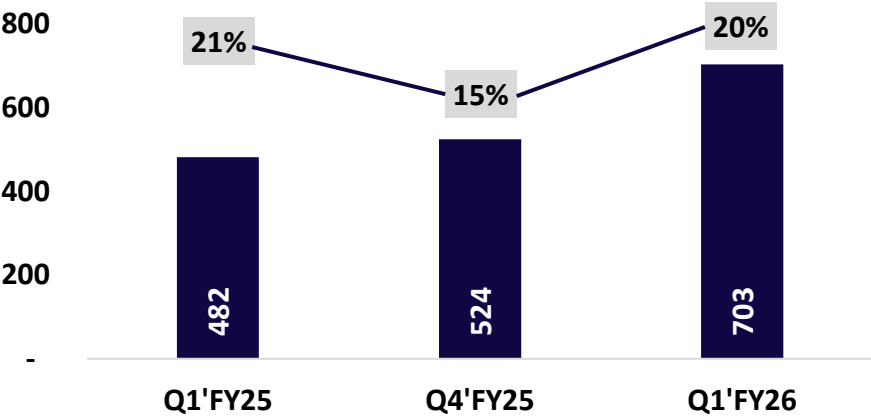


Summary Financial (Standalone)

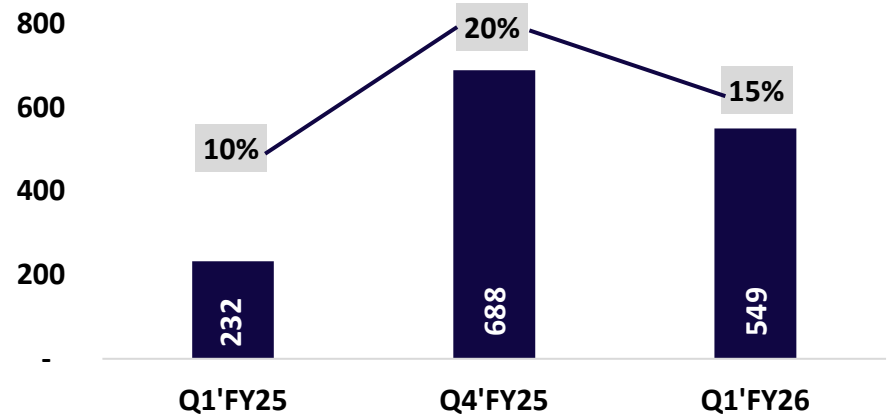
Revenue from Operations (₹ in Lakhs)



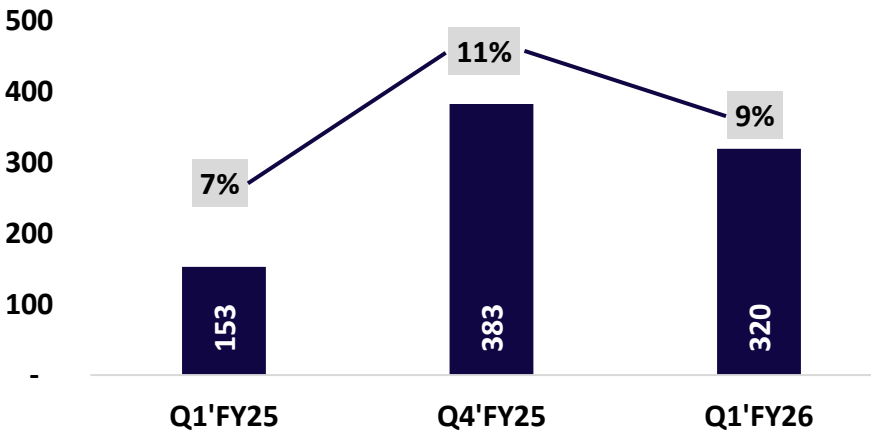
EBITDA (₹ in Lakhs) and EBITDA Margin %



EBIT (₹ in Lakhs) and EBIT Margin %

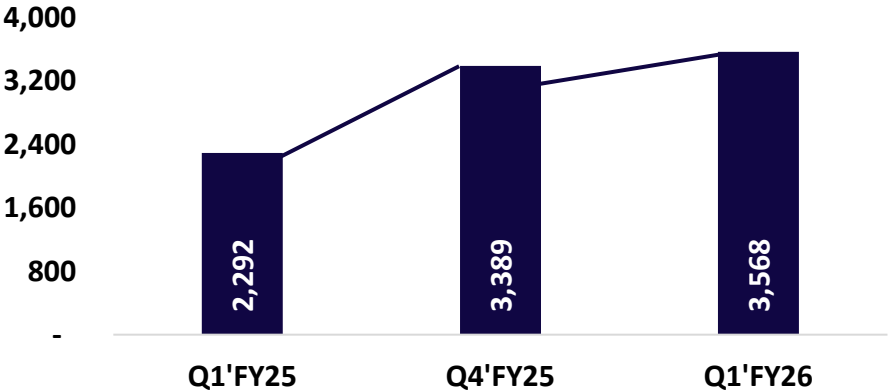


PAT (₹ in Lakhs) and PAT Margin %

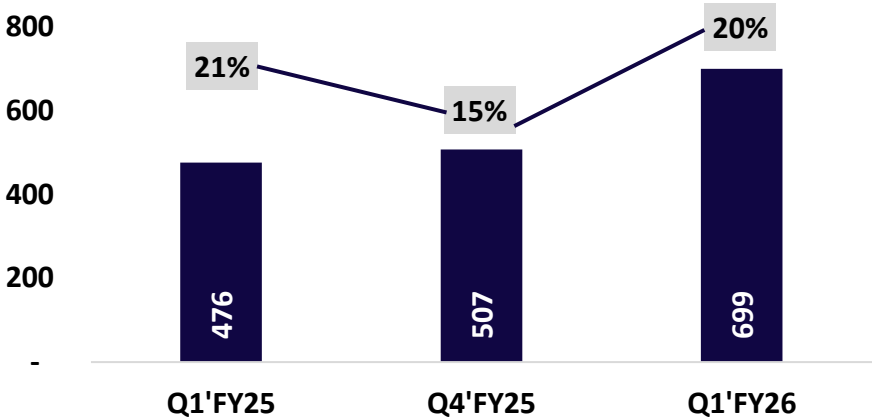


Summary Financial (Consolidated)

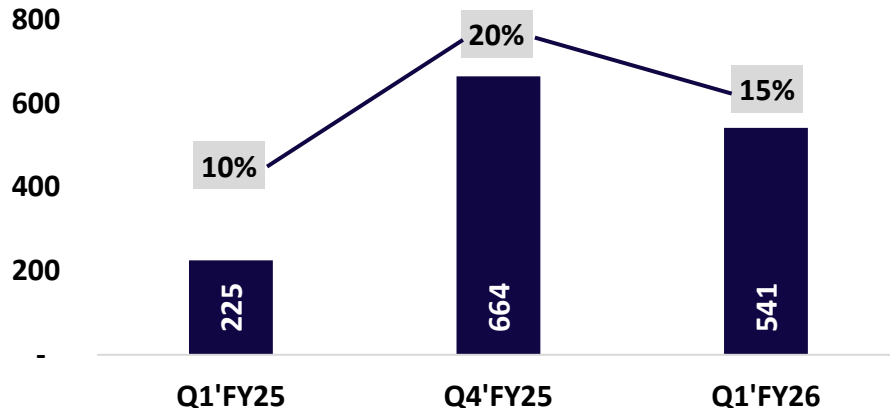
Revenue from Operations (₹ in Lakhs)



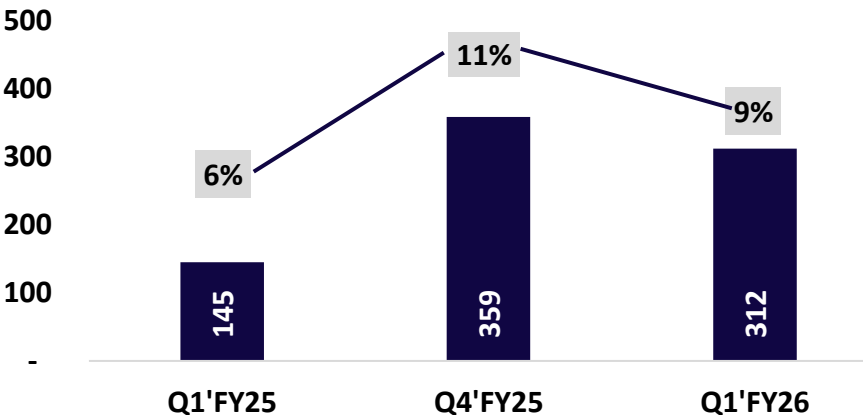
EBITDA (₹ in Lakhs) and EBITDA Margin %



EBIT (₹ in Lakhs) and EBIT Margin %

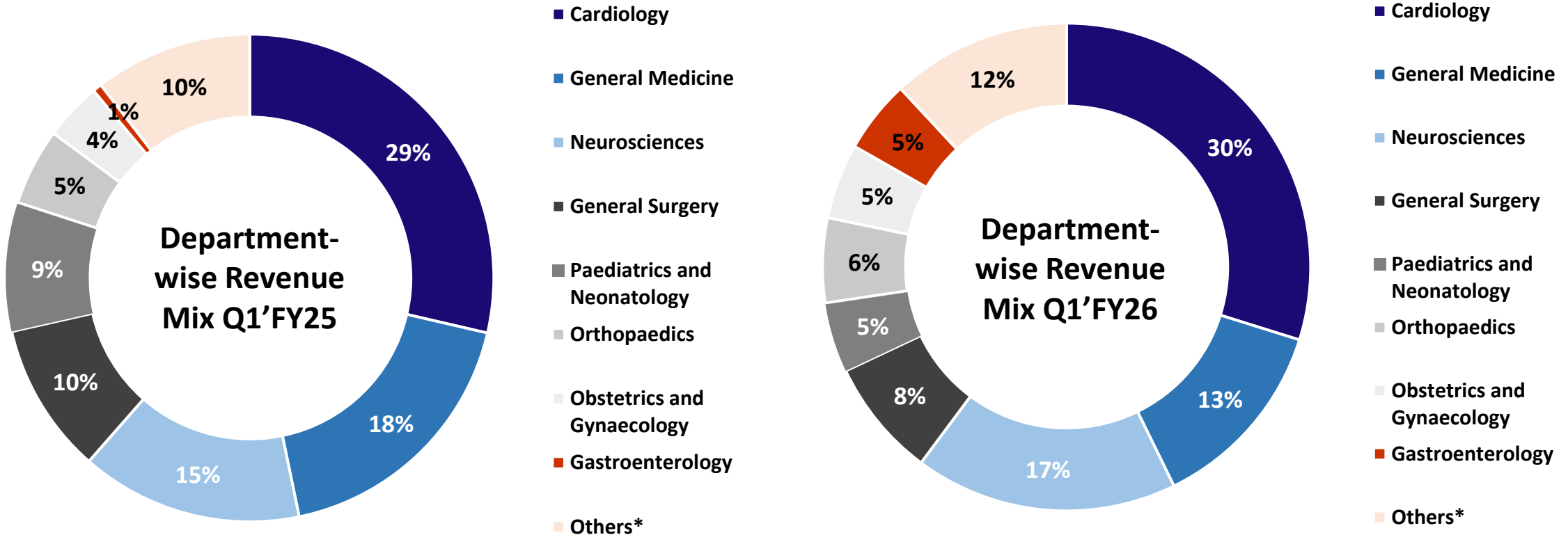


PAT (₹ in Lakhs) and PAT Margin %



Revenue Mix Q1'FY25 vs Q1'FY26

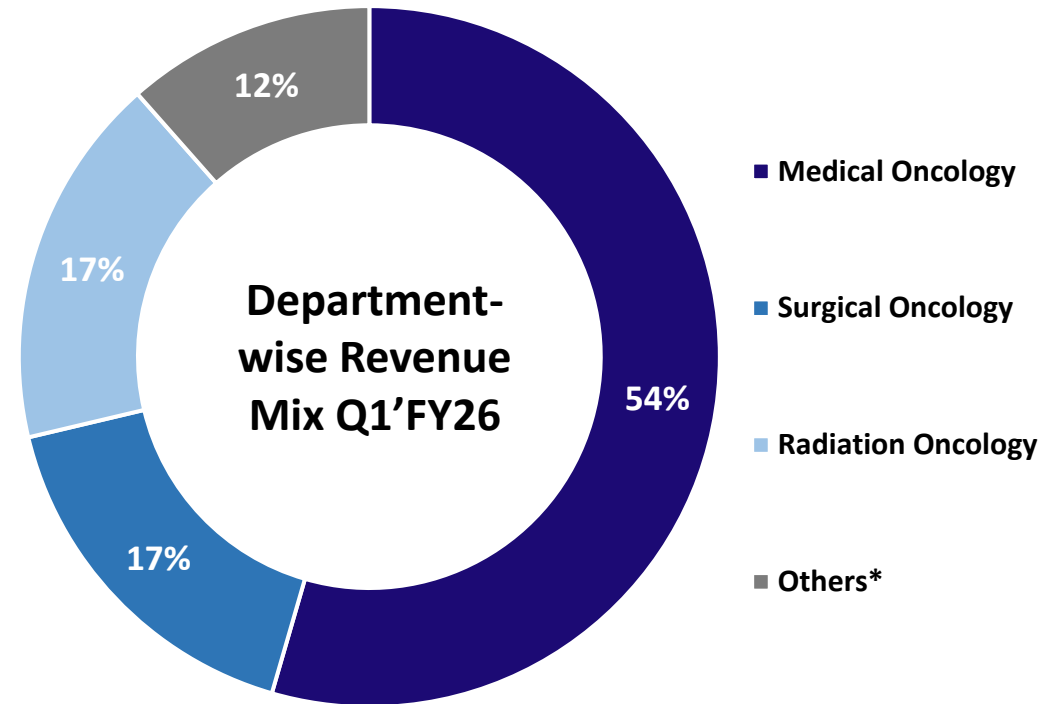
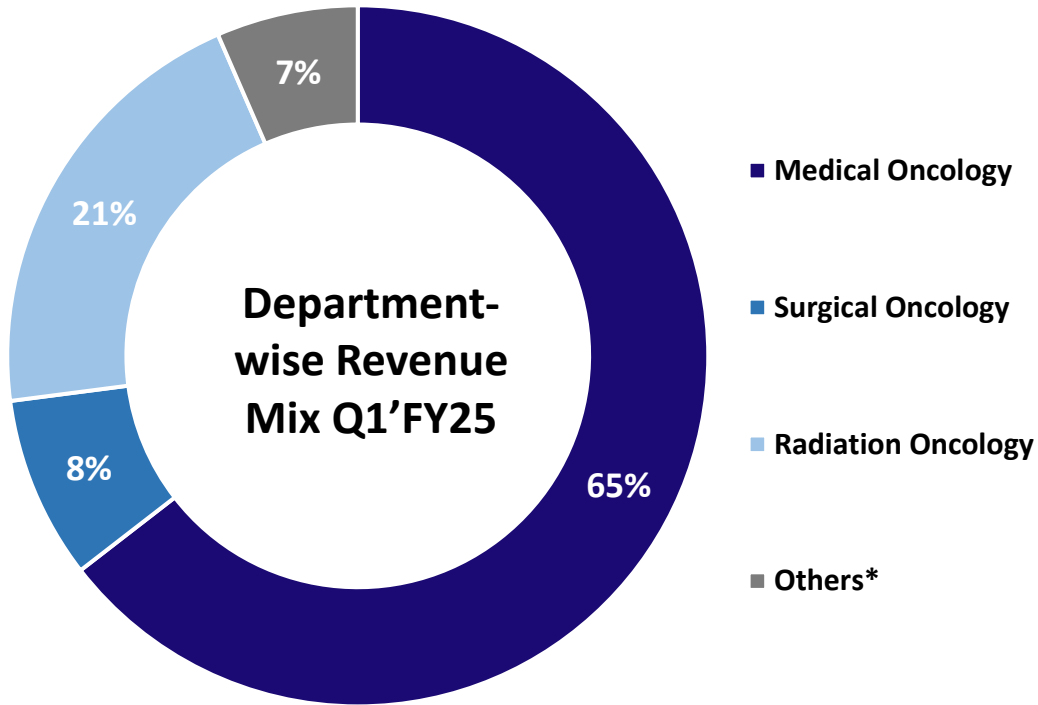
Super-Specialty Hospital Unit



*Others Include: Department of Pulmonology, Urology, Nephrology, ENT, Emergency, Oncology, PHC, Dental Science, Plastic Surgery, Physiotherapy, Ophthalmology, Anaesthesiology, Nutrition & Dietetics and Liver transplant.

Revenue Mix Q1'FY25 vs Q1'FY26

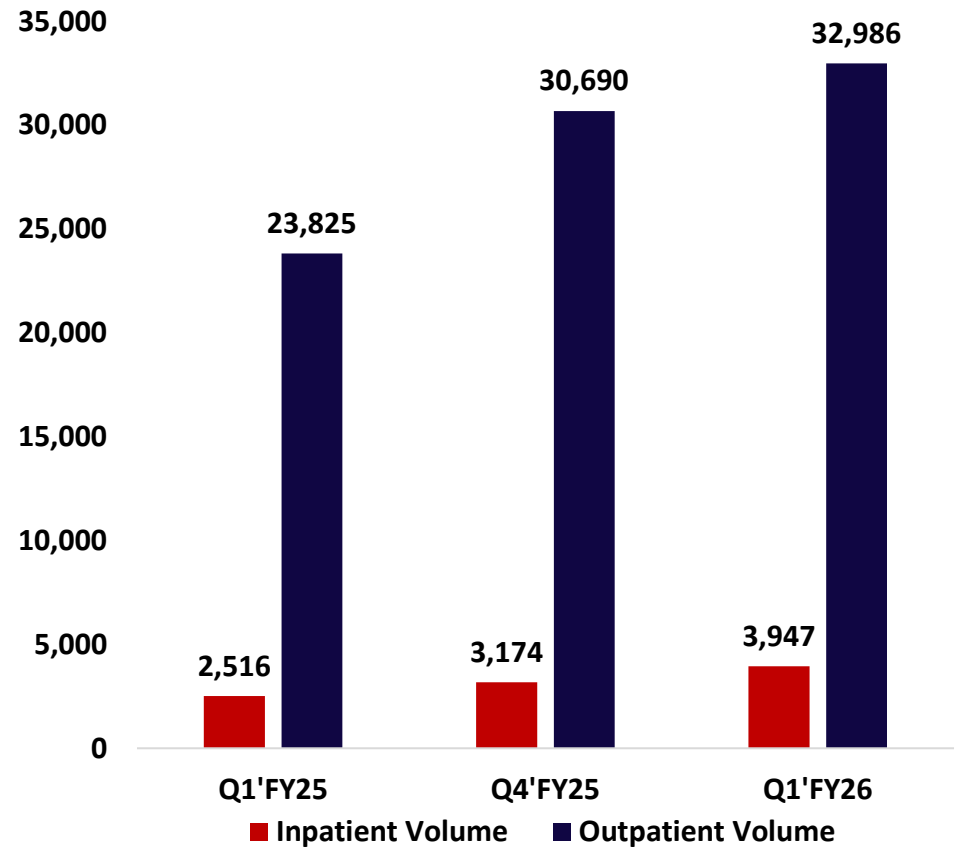
Cancer Hospital Unit



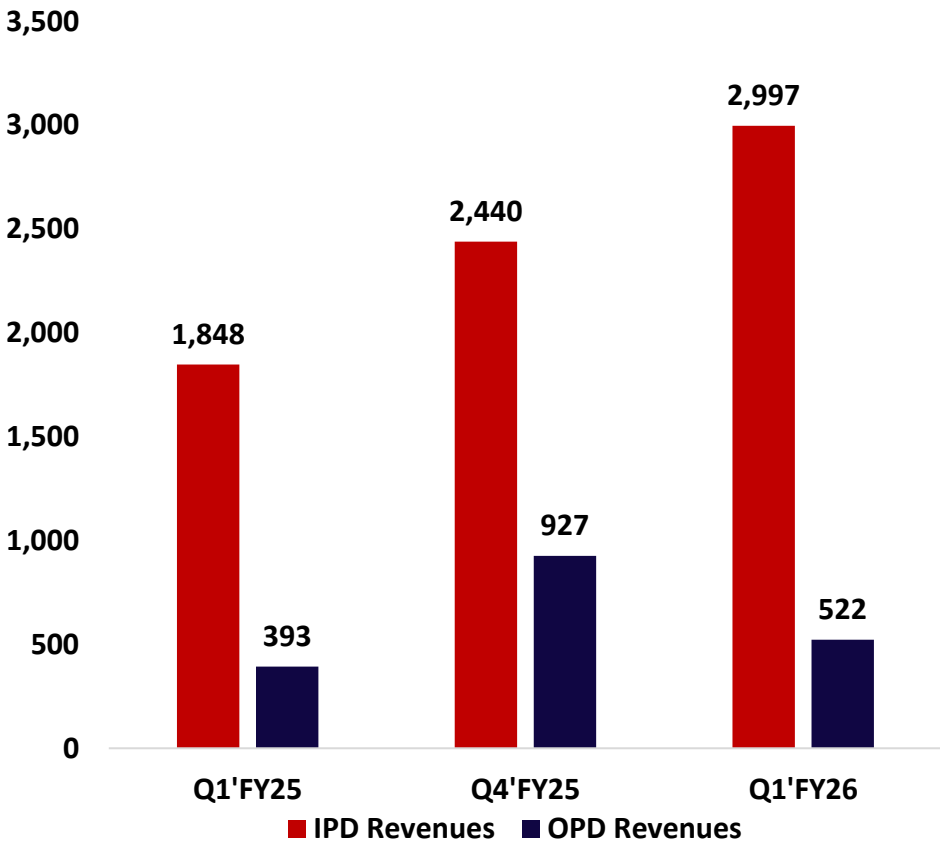
- In Q1'FY26, the cancer hospital has served higher number of patients in surgical oncology because of which the change in revenue mix is evident.

IPD-OPD Data (Both Hospital Units)

Volumes

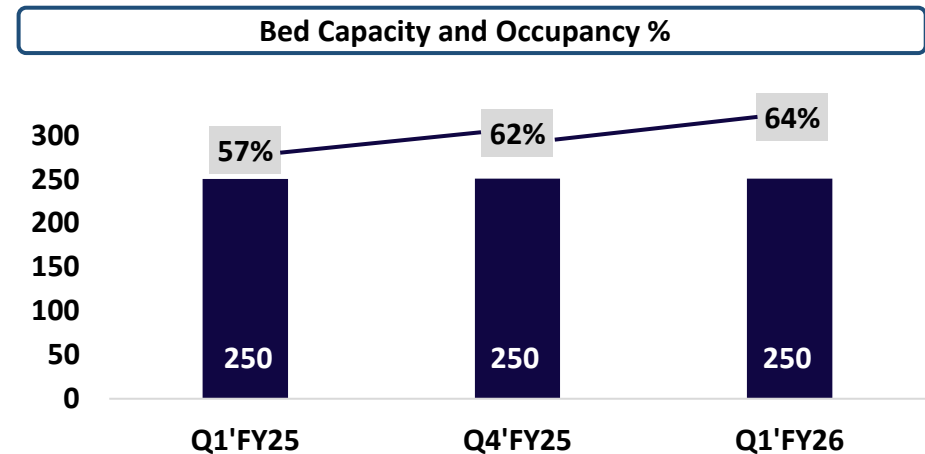
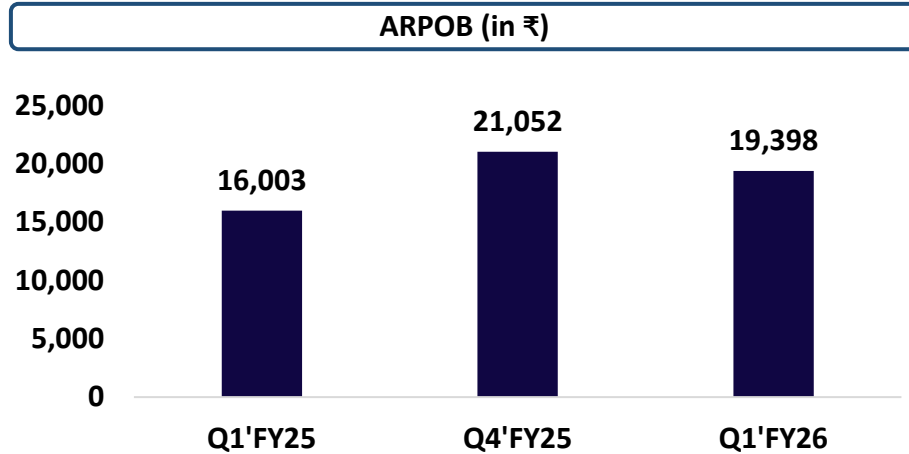


Revenues (₹ in Lakhs)

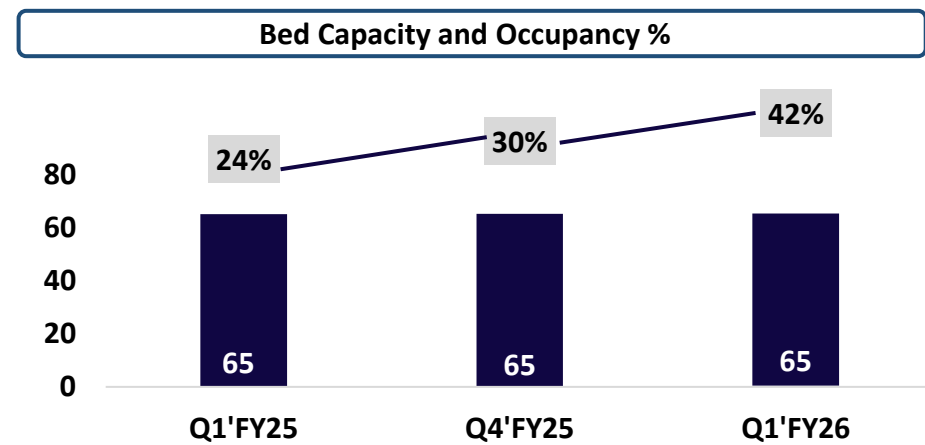
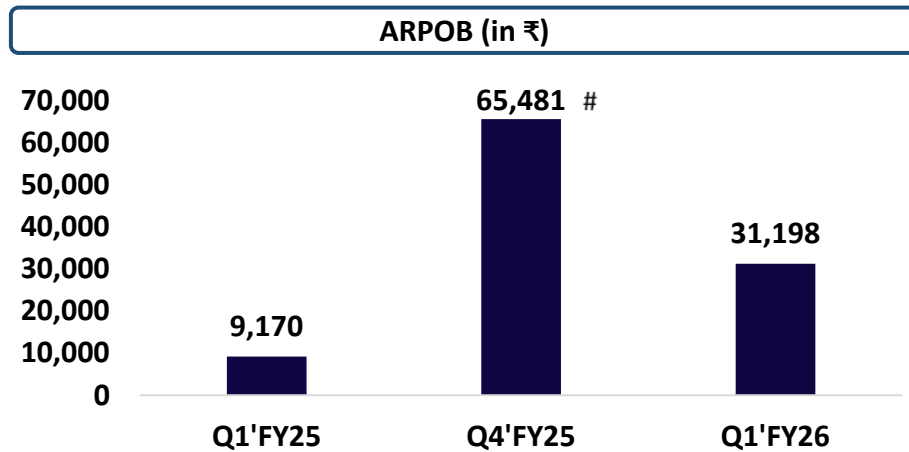


ARPOB, Bed Capacity and Occupancy %

Super-Specialty Hospital Unit



Cancer Hospital Unit

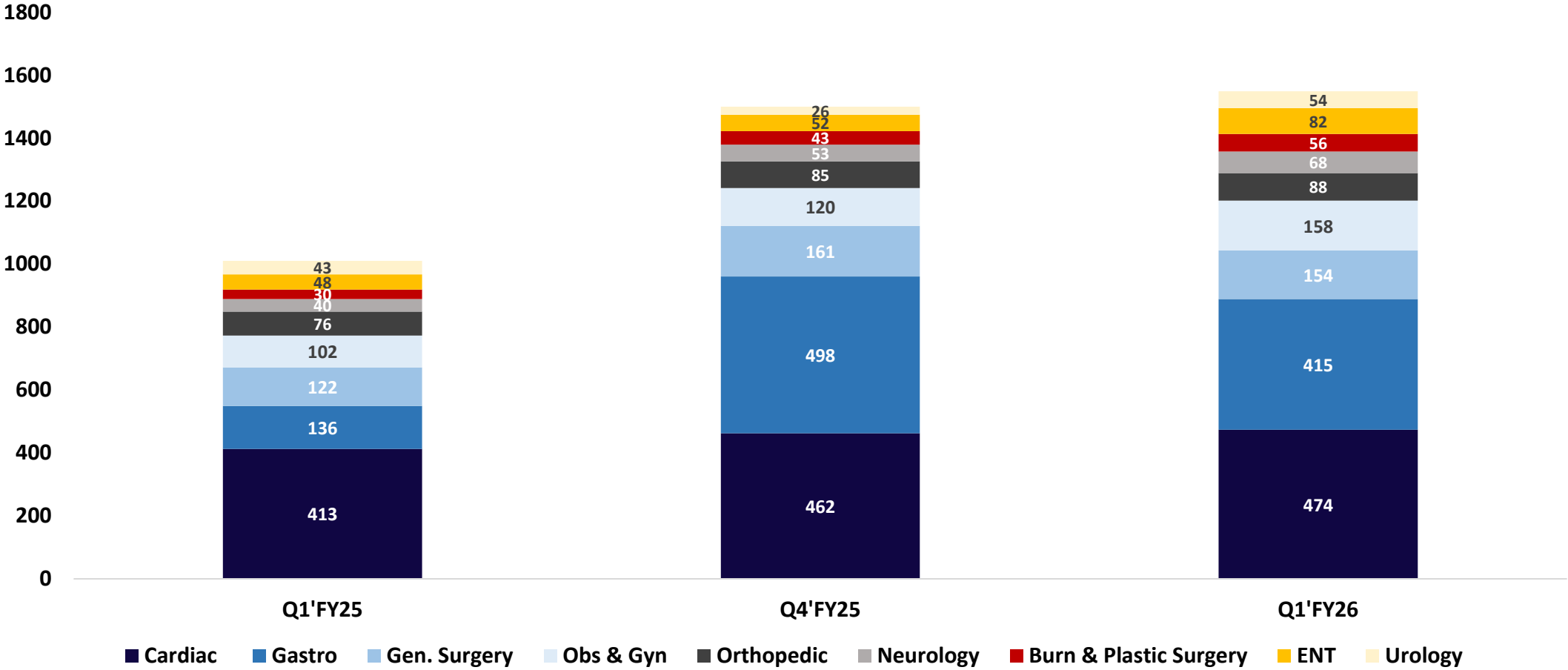


- Revenues from cancer cases under government schemes, where approvals are typically delayed, are generally recognized in the month of March because all the pending approval generally come in the m/o March due to financial year closing. As a result, Fourth Quarter (Q4) revenues tend to be higher compared to other quarters, reflecting the inherent nature of the business.

* During Q1'FY26, Total bed capacity across both the units was at 315 out of which Effective beds were at 262.

Surgery Count

Surgery Count



Profit and Loss Account (Standalone)

(₹ in Lakhs)

Particulars	Q1'FY25	Q4'FY25	Q1'FY26	QoQ %	YoY%
Revenue from operations	2,292	3,389	3,566	5%	56%
Material costs	(584)	(750)	(857)	14%	47%
Employee benefit expenses	(390)	(590)	(578)	-2%	48%
Other expenses	(836)	(1,525)	(1,428)	-6%	71%
EBITDA	482	524	703	34%	46%
EBITDA Margin %	21%	15%	20%		
Depreciation and Amortization	(317)	(323)	(296)	-8%	-7%
Other Income	68	487	142	-71%	109%
EBIT	232	688	549	-20%	136%
EBIT Margin %	10%	20%	15%		
Finance costs	(80)	(135)	(122)	-10%	53%
EBT	153	554	427	-23%	180%
Taxes	0	(171)	(108)	-37%	-
PAT	153	383	320	-17%	109%
PAT Margin %	7%	11%	9%		

Profit and Loss Account (Consolidated)

(₹ in Lakhs)

Particulars	Q1'FY25	Q4'FY25	Q1'FY26	QoQ %	YoY%
Revenue from operations	2,292	3,389	3,568	5%	56%
Material costs	(584)	(750)	(857)	14%	47%
Employee benefit expenses	(390)	(592)	(580)	-2%	49%
Other expenses	(842)	(1,541)	(1,431)	-7%	70%
EBITDA	476	507	699	38%	47%
EBITDA Margin %	21%	15%	20%		
Depreciation and Amortization	(318)	(325)	(299)	-8%	-6%
Other Income	68	482	142	-71%	109%
EBIT	225	664	541	-18%	141%
EBIT Margin %	10%	20%	15%		
Finance costs	(80)	(135)	(122)	-10%	53%
EBT	145	530	420	-21%	189%
Taxes	0	(171)	(108)	-37%	-
PAT	145	359	312	-13%	115%
PAT Margin %	6%	11%	9%		

Disclosure and Contact Details

Certain matters discussed in this presentation may contain statements regarding the company's market opportunity and business prospects that are individually and collectively forward-looking statements. Such forward-looking statements do not guarantee future performance and are subject to various known and unknown risks, uncertainties, and assumptions that are inherently difficult to predict. These risks and uncertainties encompass, but are not limited to, the performance of the economy, industry trends, competitive landscape, the company's ability to successfully execute its strategy, technological advancements, changes in market preferences, and exposure to market risks, as well as other potential risks. The company's actual results, levels of activity, performance, or achievements may differ materially and adversely from the results expressed or implied in this presentation. The company assumes no obligation to update any forward-looking information contained in this presentation. Any forward-looking statements and projections made by third parties included in this presentation are not endorsed or adopted by the company, and the company disclaims any responsibility for such third-party statements and projections. You are cautioned not to place undue reliance on these forward-looking statements, which are based on the current views and assumptions of the Company's management regarding future events.

For further information, please contact:

Mr. Udai Pratap Singh

Managing Director (MD)

Contact No. - 9608833708

Email Id - cs@asarfihospital.com