



Where ENZYME is Life

# Advanced Enzyme Technologies Limited



## Disclaimer

This information may contain certain forward-looking statements/details in the current scenario, which is extremely dynamic and increasingly fraught with risks and uncertainties. Actual results, performances, achievements or sequence of events may be materially different from the views expressed herein. Investors/shareholders/public are hence cautioned not to place undue reliance on these statements/details, and are advised to conduct their own investigation and analysis of the information contained or referred to in this section before taking any action with regard to their own specific objectives. Further, the discussion following here in reflects the perceptions on major issues as on date and the opinions expressed here are subject to change without notice. The Company under takes no obligation to publicly update or revise any of the opinions or forward-looking statements expressed in this section, consequent to new information, future events or otherwise.

## What are enzymes?

Enzymes are natural protein molecules that act as catalysts within living cells, produced by all living organisms. Function as specialized catalysts and accelerate the pace of biochemical reactions.

Advanced uses enzymes to replace chemicals in, and improve efficiency of, a wide variety of industrial processes for its customers.



Advanced Enzymes is a research driven company with global leadership in the manufacturing of enzymes. We are committed to providing eco-safe solutions to a wide variety of industries like human health care and nutrition, animal nutrition, baking, fruit & vegetable processing, brewing & malting, grain processing, protein modification, dairy processing, speciality applications, textile processing and others. Our aim is to replace traditionally used chemicals with eco-friendly enzymatic solutions.

### Mission



It is our mission to see that every human being is able to take advantage of the power of enzymes for well-being and leading a healthy life!

### Vision



Our vision at Advanced Enzymes is to become the largest, enzyme-based, value provider to consumers and processors globally!



## Manufacturing Units – 7

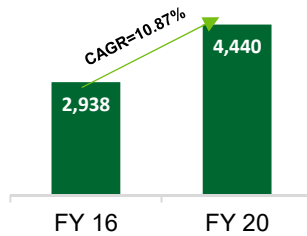
India - 5 USA - 2



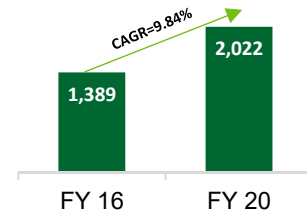
## R&D Units – 7

India – 4 | USA – 1 | Germany – 2

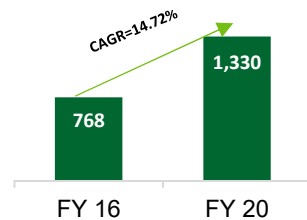
### REVENUE (₹ mn)



### EBIDTA (₹ mn)



### PAT (₹ mn)



Indian enzyme company



Highest market share in India



Listed integrated enzyme player globally



68+

Enzymes & Probiotics



400+

Proprietary Products



700+

Customers Worldwide



45+

Countries Worldwide Presence



550+

Employees



7

Registered Patents



11

Food Enzyme Dossiers filed with EFSA



2\*

GRAS Dossier evaluated by US FDA



420

m<sup>3</sup> Fermentation Capacity



25+

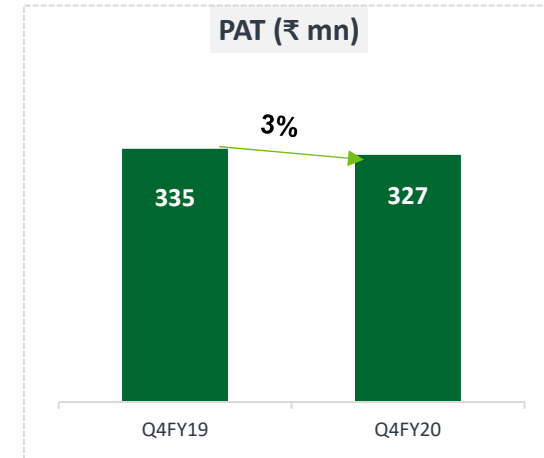
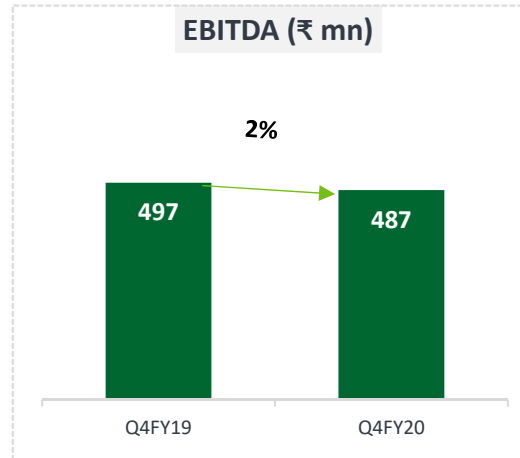
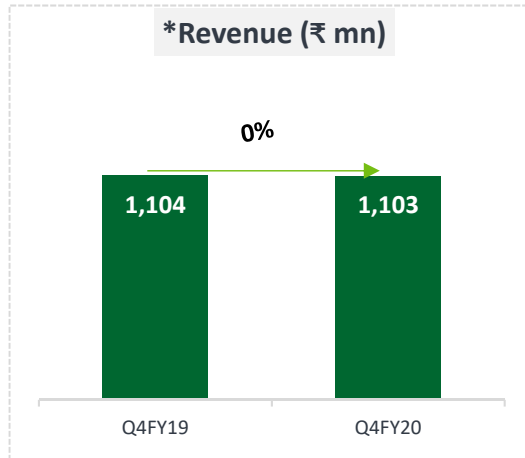
Years of Fermentation Experience

Note: Facts & Figures as on 31<sup>st</sup> March 2020

\*1 GRAS Dossier under evaluation with US FDA

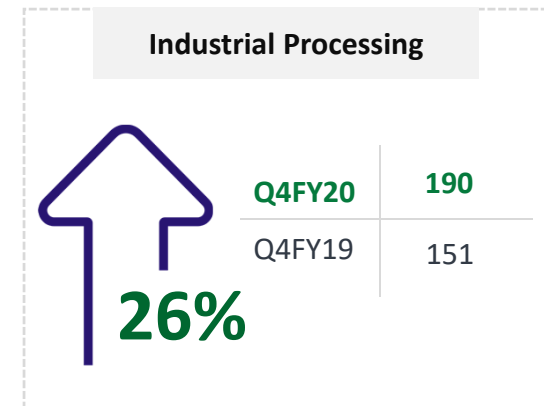
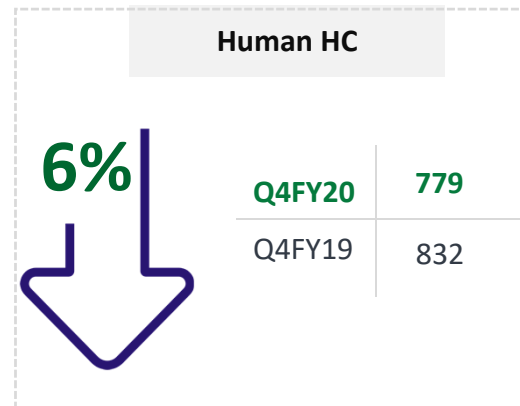
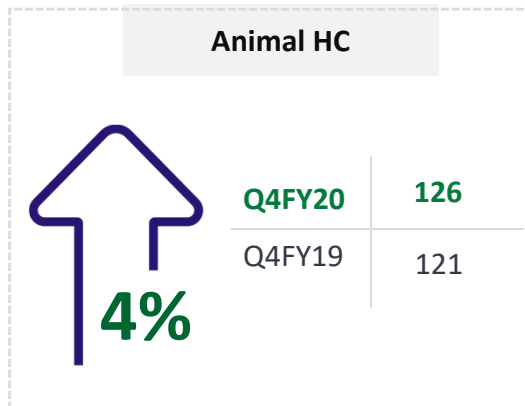
Note: 2015: as per IGAAP | 2019: as per IndAs

# Results Summary – Q4FY20 (Consolidated)



## Revenue Breakup ₹ in Million

\*YoY Growth



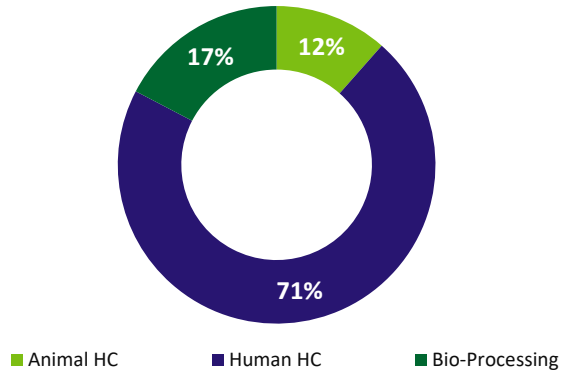
Note: 1. On Consolidated Basis  
2. PAT is before minority

3. Segment-wise revenue does not include other operating income and Ind AS adjustments

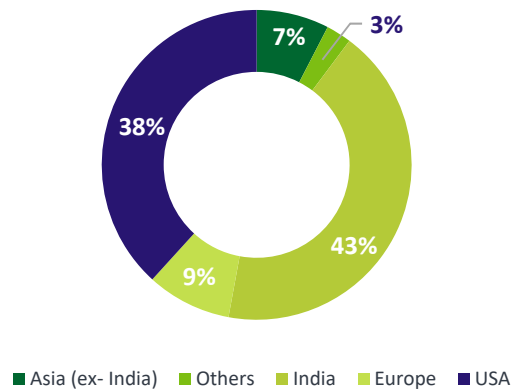
4. Ind AS adjustments are carried out on account of commission and discount.

## Q4FY20

### Segmental Revenue Split (%)

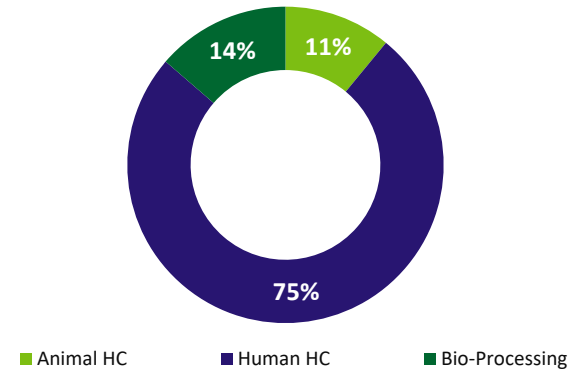


### Geographical Revenue Split (%)

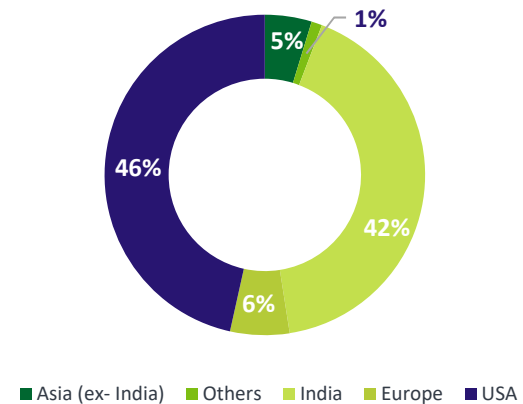


## Q4FY19

### Segmental Revenue Split (%)



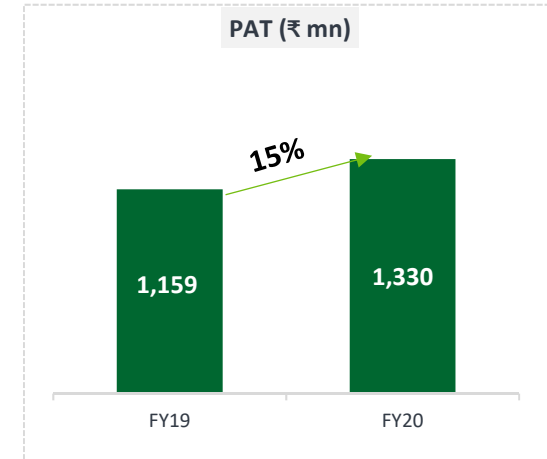
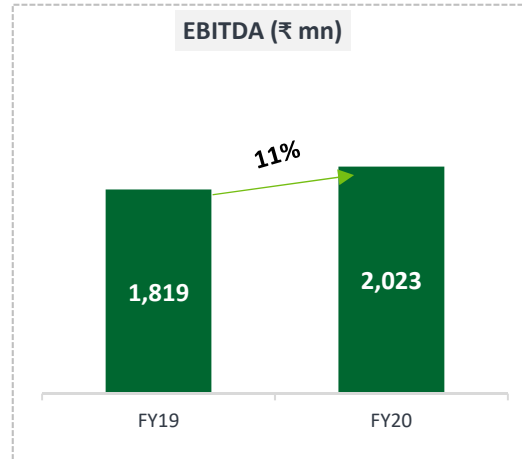
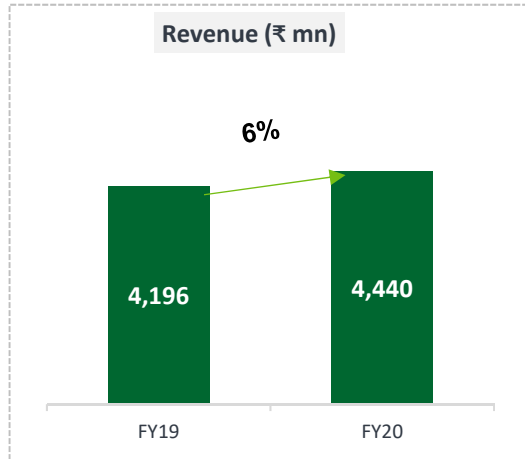
### Geographical Revenue Split (%)



Note: 1. On Consolidated Basis  
2. PAT is before minority

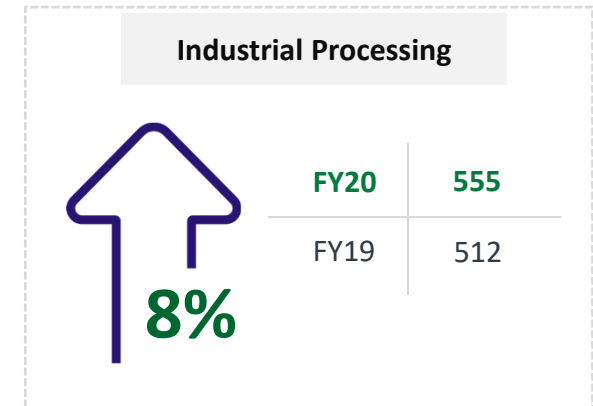
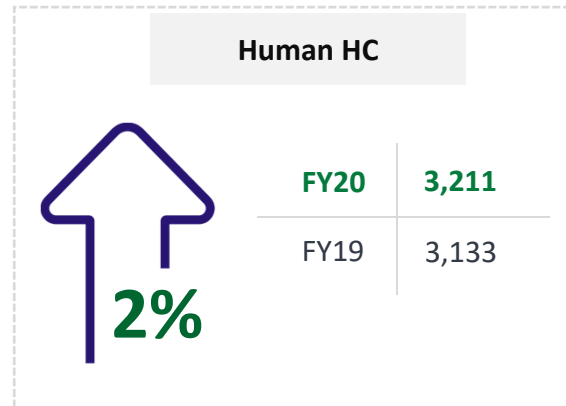
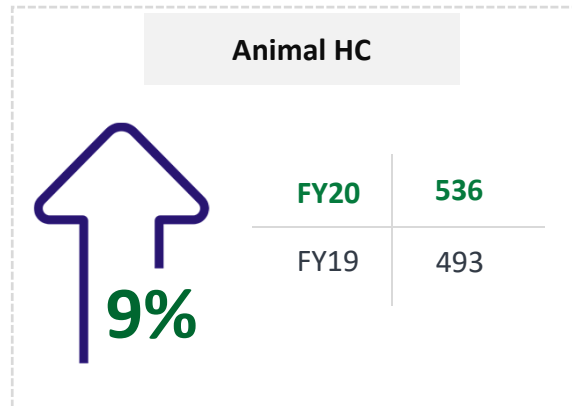
3. Segment-wise revenue does not include other operating income and Ind AS adjustments

4. Ind AS adjustments are carried out on account of commission and discount.



## Revenue Breakup ₹ in Million

\*YoY Growth



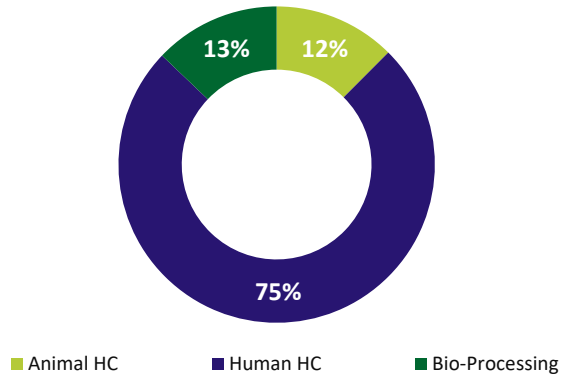
Note: 1. On Consolidated Basis  
2. PAT is before minority

3. Segment-wise revenue does not include other operating income and Ind AS adjustments

4. Ind AS adjustments are carried out on account of commission and discount.

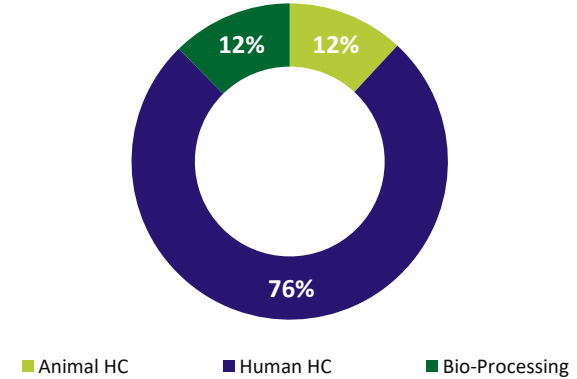
## FY20

Segmental Revenue Split (%)

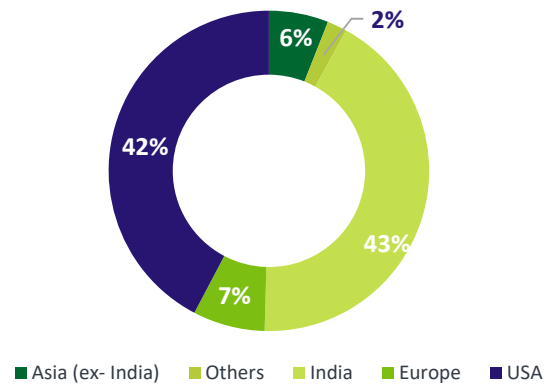


## FY19

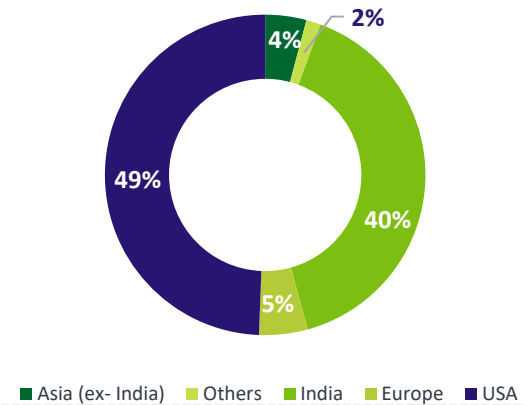
Segmental Revenue Split (%)



Geographical Revenue Split (%)



Geographical Revenue Split (%)



Note: 1. On Consolidated Basis  
2. PAT is before minority

3. Segment-wise revenue does not include other operating income and Ind AS adjustments

4. Ind AS adjustments are carried out on account of commission and discount.



## Profit & Loss (Consolidated) – Q4FY20 & FY20



₹ in Million except per share data

Particulars	Q4FY20 Audited	Q3FY20 Unaudited	Q4FY19 Audited	Y-o-Y (%)	FY20 Audited	FY19 Audited	Y-o-Y (%)
<b>Income from Operations</b>	<b>1,103</b>	<b>1,119</b>	1,104	<b>0%</b>	<b>4,440</b>	4,196	<b>6%</b>
Expenses	<b>682</b>	<b>655</b>	659	3%	<b>2,675</b>	2,587	3%
Profit from Operations before Other Income, Finance Costs and Exceptional Item	<b>421</b>	<b>464</b>	445	(5%)	<b>1,765</b>	1,609	10%
Other Income	<b>18</b>	<b>12</b>	26	(31%)	<b>57</b>	50	12%
Profit from ordinary activities before Finance Costs and Exceptional Item	<b>439</b>	<b>476</b>	471	(7%)	<b>1,822</b>	1,659	10%
Finance costs	<b>7</b>	<b>8</b>	6	17%	<b>30</b>	39	(23%)
Profit from ordinary activities before exceptional item and tax	<b>432</b>	<b>468</b>	465	(7%)	<b>1,792</b>	1,620	11%
Profit from ordinary activities before tax	<b>432</b>	<b>468</b>	465	(7%)	<b>1,792</b>	1,620	11%
Tax	<b>105</b>	<b>122</b>	130	(20%)	<b>461</b>	461	0%
<b>Net Profit for the period</b>	<b>327</b>	<b>346</b>	335	<b>(2%)</b>	<b>1,330</b>	1,159	<b>15%</b>
<b>Earnings Per Share</b>	<b>2.80</b>	<b>3.01</b>	2.89		<b>11.58</b>	9.95	

## Balance Sheet (Consolidated) – FY20



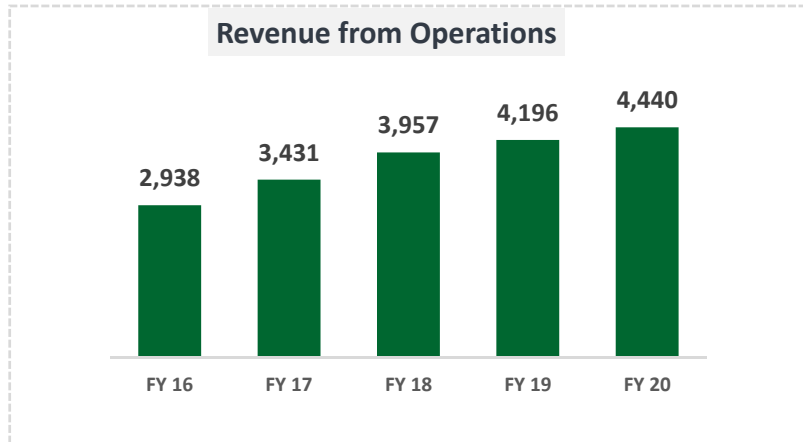
₹ in Million

Particulars	FY20 Audited	FY19 Audited
<b>Assets</b>		
Property, plant and equipment	2,042	1,618
Capital work-in-progress	101	105
Intangible assets	646	622
Goodwill	2,941	2,715
Other non-current assets	195	183
Current assets	3,813	2,820
Assets held for sale	48	48
<b>Total Assets</b>	<b>9,786</b>	<b>8,111</b>
<b>Equity And Liabilities</b>		
Equity share capital	223	223
Other equity	8,173	6,565
Non-controlling interest	278	260
Non-current liabilities	461	358
Current liabilities	596	651
Liabilities classified as held for sale	55	54
<b>Total – Equity and Liabilities</b>	<b>9,786</b>	<b>8,111</b>

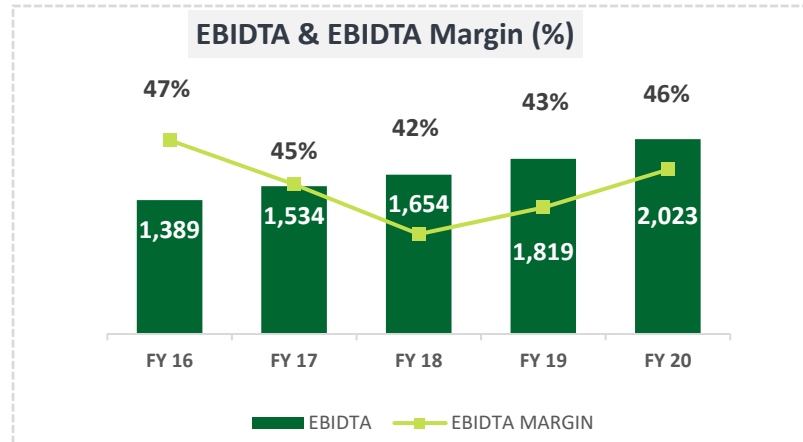


# Strong Financial Performance – FY20

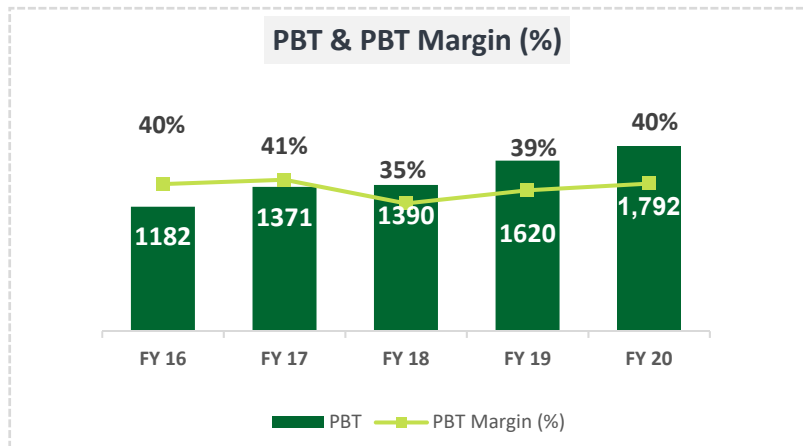
₹ in Million



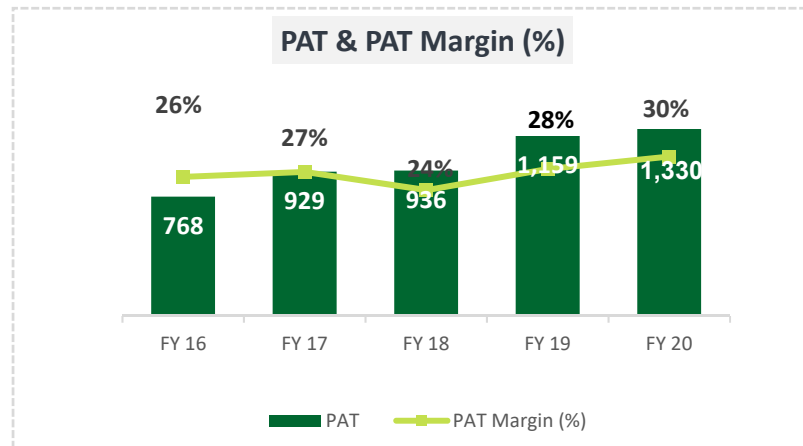
CAGR=10.87%



CAGR=9.84%



CAGR=10.95%



CAGR=14.72%

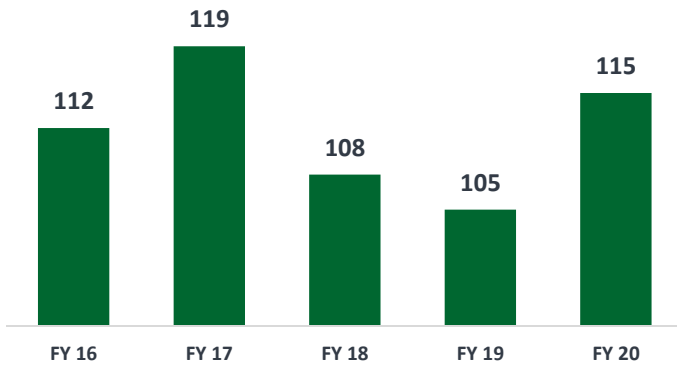
Note: As per IGAAP | FY17, FY18, FY19 – as per IndAs

All numbers are on Consolidated basis

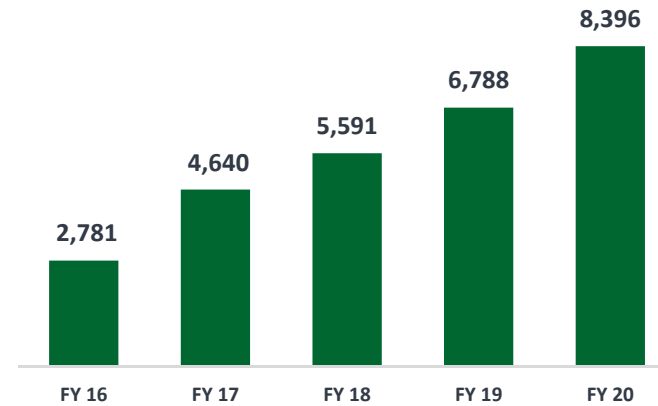
ROE = Profit after tax / Average shareholder equity; RoCE = (Net Profit before Tax, Exceptional and extraordinary items + Finance cost) / Average (Net debt + Networkth)

# Strong Financial Performance – FY20

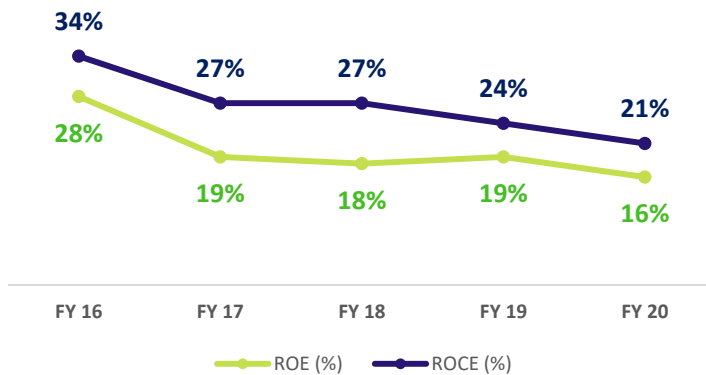
Net Working Capital (Days)



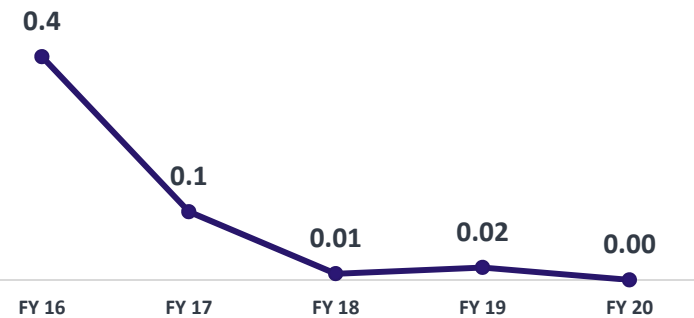
Net Worth (₹ mn)



ROE (%) & ROCE (%)



Net Debt to Equity (x)







Note: As per IGAAP | FY17, FY18 & FY19 – as per IndAs

All numbers are on Consolidated basis

Net working capital days =  $\frac{(\text{Trade receivables} + \text{inventories} - \text{Trade payables})}{\text{Revenue from operations}} \times 365$

Net Debt = Long term debt + short term debt + current maturities of long term debt – Cash & Cash Equivalent

## Stock Data (As on 29<sup>th</sup> May 2020)

 Market Capitalization (₹)	<b>16,738 mn</b>
 Shares Outstanding	<b>111.64 mn</b>
 Free Float	<b>35.98%</b>
 Symbol (NSE/ BSE)	<b>ADVENZYMES / 540025</b>

## Stock Chart (As on 29<sup>th</sup> May 2020)

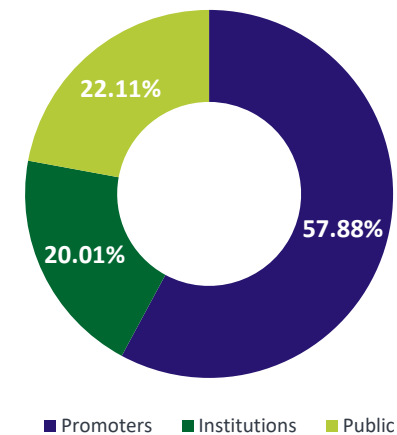


Source: BSE, NSE, Thomson Reuters

## Top 5 Institutional Holders (As on 22<sup>th</sup> May 2020)

Institutions	OS (%)
ORBIMED ASIA III MAURITIUS	12.09
HDFC TRUSTEE COMPANY LTD.	7.01
RELIANCE CAPITAL TRUSTEE CO.	1.42
UTI – Healthcare Fund	0.31
LACUNA - ADAMANT ASIA PACIFIC HEALTH	0.18

## Shareholding Pattern (%)



Note: Data mentioned in above chart is as on 31<sup>st</sup> Mar 2020

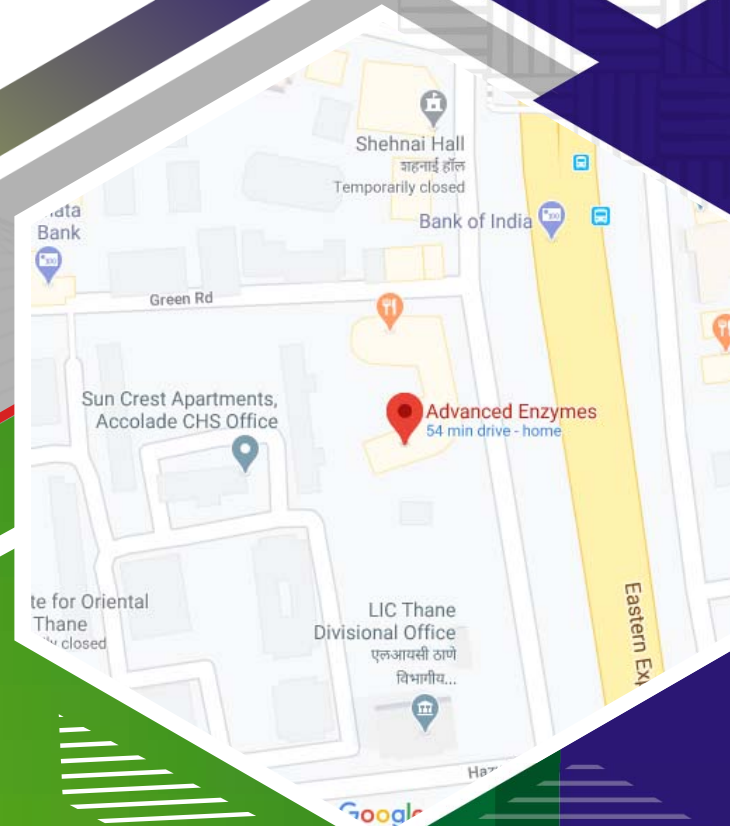
## Advanced Enzyme Technologies Limited

**Address:** 5th Floor, 'A' wing, Sun Magnetica LIC Service Road, Louiswadi, Thane (W) 400 604, India

**Tel:** +91-22-4170 3200

**Web:** [www.advancedenzymes.com](http://www.advancedenzymes.com)

**Fax:** + 91-22-25835159



**Thank You**