



Ashoka Buildcon Limited

Annual Report  
2019-20

# RISING

TO THE CHALLENGE ONCE AGAIN



Ashoka Buildcon Limited is constructing an 8 lane highway on section of the Vadodara - Mumbai Expressway. This includes a cable stayed bridge across the River Narmada.

The bridge being constructed is the **first-of-its-kind 8 Lane Cable Stayed River Bridge** in India.

With the structure rising above the horizon, the bridge has begun to present glimpses of its grandeur.



**Vadodara - Mumbai  
Expressway**







Ashoka Buildcon Limited has constructed the highway stretch between **Kharar and Ludhiana (Punjab)** (Length :405 lane kms).

The project involved widening of the existing **2 lane highway to a 6 lane highway**. It passes through busy areas of **4 districts : Mohali, Ropar, Fatehgarh Sahib & Ludhiana**.

The project included construction of several structures, including: **1) Bridge across Bhakra Canal 2) Bridge across Neelon Canal and 3) Flyover at Khamanoo**.

NHAI has granted Provisional CoD for the project.



**ASHOKA**



**Kharar Ludhiana  
Road Project**



Ashoka Buildcon Limited has constructed the prestigious **8 lane highway : JNPT (Phase II, Package IV)**.

It is a **major road link** between the **JNPT port** and the **rest of the country**.

The highway **promises to augment the nation's economy** and deliver a pleasurable and safe driving experience.



## JNPT Road Project





## Kakrala Hadiaya (Punjab) RVNL Project

Ashoka Buildcon Limited with STS is constructing 2<sup>nd</sup> Line of Railway from Kakrala to Hadiaya in the state of Punjab. This includes Civil Works, Track Laying Works, OHE and S&T works for 58 kms. length including station buildings and FOB at seven stations.

Currently, a stretch of 30 kms. length is ready for track laying. This is the first phase of the project, which will be commissioned by October 2020.



**Railway  
Projects**





Ashoka Buildcon Limited has entered the **EHV Substation and Transmission Lines Segment** and commissioned the following projects:

1. 400 KV Bay extension project at Tippapur & Dichpally for TSTRASNCO.
2. 220/132/33 KV Substation at Karanja along with 2 Nos. 220/132 KV 100 MVA ICT & 2 Nos. 220/33 KV 25 MVA PTR for MSETCL.
3. 220/11 KV Substation at Markook along with 6 Nos. 220/11 KV 40 MVA & 2 Nos. 220/11 KV 16 MVA PTR for TSTRANSCO and 220 KV SMDC Line 9.15 Km.
4. 2 Nos. 220 KV Bay end at Bhenda for MSETCL.
5. 132/33 KV Substation at Jawhar along with 2 Nos. 132/33 KV 25 MVA PTR for MSETCL.



**Power  
Projects**





Ashoka Gas, a product of Unison Enviro Private Limited is a fast growing CNG/PNG distributor in Maharashtra & Karnataka. As on March 31,2020, 11 CNG stations have been commissioned (in a span of only 15 months).

The company is currently active in Ratnagiri, Chiplun, Latur, Osmanabad, Chitradurga & Davangere cities through its CNG and PNG supply.

Ashoka Gas is the first private CGD entity to launch dedicated 56 KL LNG setup with L-CNG facility for its CNG and PNG consumers in Ratnagiri.



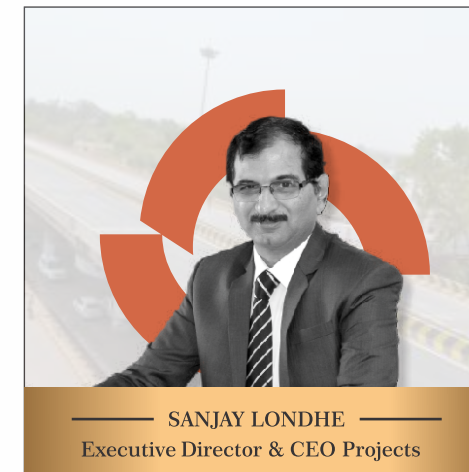


## City Gas Distribution

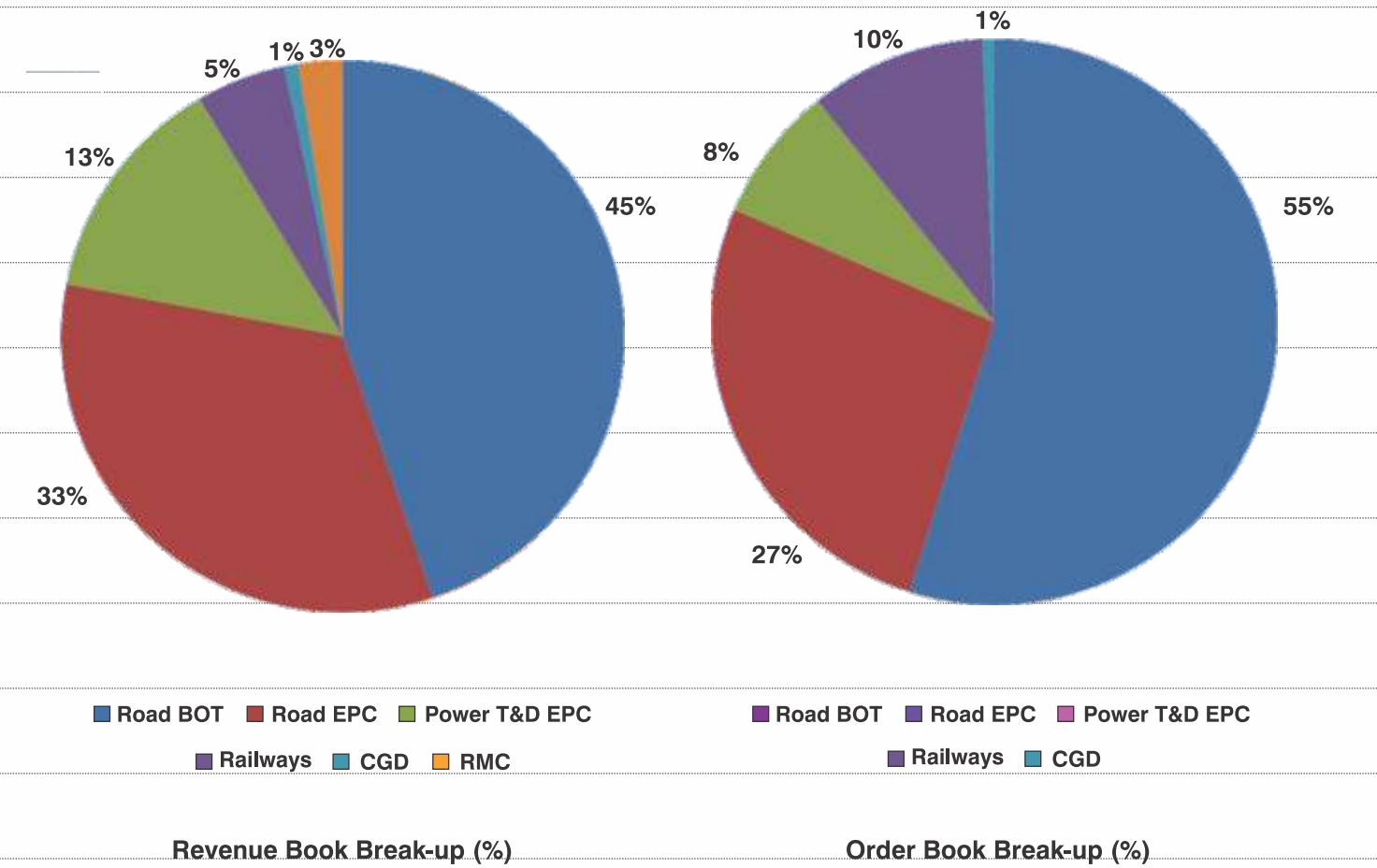
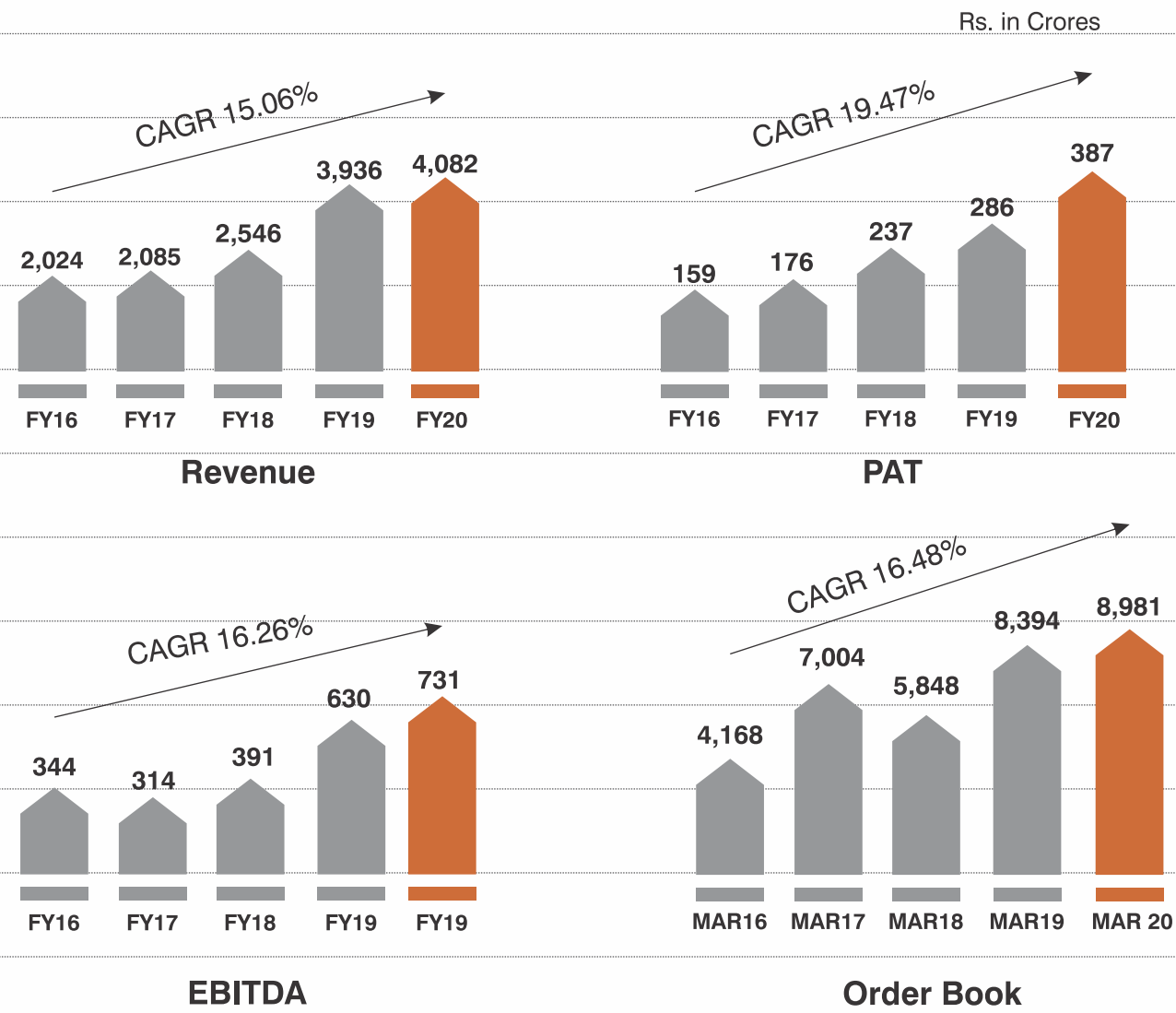




# Board of Directors







**Financial  
Performance**





### ***Dear Shareholders,***

I wish everybody good health and safety. The whole world is going through unprecedented challenging times. At the start of the year 2020, nobody imagined that the world would be a different place to live in three months. With the onset of the COVID-19 Pandemic, ways of living have changed and we are still searching the right way ahead. But we are all determined to overcome these testing times and continue to create value for our shareholders.

The Company started FY 20-21 with an Order Book of 2x FY20 which could have been better but for reduced bidding activity for road projects at the Centre.

Today, when we are looking at deep recession, and having gone through the initial lock down phase for controlling the Pandemic, the Government is looking forward to unlocking the economy and what better thrust to the economy than by continuing government spending through infra sector. The budget also continued to emphasise on road infra

and accordingly the company is prepared to take up new projects in the ensuing biddings.

In the year gone by, the company achieved Commercial Operations Date of its first HAM project of Kharar Ludhiana. We could also bag new HAM projects of value Rs.2,035.50 Crore taking the total to 11 HAM projects in our portfolio. The Company stands at an order book of Rs.8,981 Crore at the end of this financial year, which includes Roads, Bridges, Railways, Power T&D etc.

The company's revenue increased marginally by 5% since the revenue was affected due to outbreak of COVID-19 and lockdown in last 10 days of March 2020. However, in spite of the same, the Company earned a robust profit after tax of Rs.387.14 Crore with an increase in PAT by 35.28% Y-o-Y.

The Company is committed to face squarely the challenges brought by

nature and perform outstandingly. It will continue to seek support from its shareholders and other stakeholders like lenders and vendors.

I thank the Board members, the Stakeholders including the Shareholders, Private Equity Partners, Lenders including EXIM Bank, Ministry of Surface Road Transport and Highways, National Highway Authority of India and other State Road Development Corporations / Boards, State Power Generation and Distribution Authorities, Vendors and Employees for all the support and participation in helping us pursue our growth path.

With best wishes

Ashok Katariya  
Chairman

**Message by  
The Chairman**



## CONTENTS

	Page No
Corporate Information	2
Notice to Shareholders	3
Management Discussion and Analysis	11
Board's Report	16
Corporate Governance Report	67
<b>Standalone Financial Statements</b>	
Auditors' Report	91
Balance Sheet	99
Statement of Profit & Loss	101
Cash Flow Statement	102
Notes on Accounts	104
<b>Consolidated Financial Statements</b>	
Auditors' Report	161
Balance Sheet	169
Statement of Profit & Loss	171
Cash Flow Statement	172
Notes on Accounts	174



27<sup>th</sup> ANNUAL REPORT 2019-20

## CORPORATE INFORMATION

## BOARD OF DIRECTORS

Mr. Ashok Katariya	Executive Chairman
Mr. Satish Parakh	Managing Director
Mr. Sanjay Londhe	Whole-Time Director
Mr. Milap Raj Bhansali	Whole-Time Director
Mr. Ashish Kataria	Non-Executive Director
Mr. Sharadchandra Abhyankar	Independent Director
Mr. Albert Tauro	Independent Director
Mr. Gyanchand Daga	Independent Director
Ms. Sunanda Dandekar	Independent Director
Mr. Mahendra Mehta	Independent Director

## CHIEF FINANCIAL OFFICER

Mr. Paresh Mehta

## COMPANY SECRETARY

Mr. Manoj Kulkarni

## AUDITORS

M/s. S R B C &amp; CO. LLP, Chartered Accountants, Mumbai

## BANKERS

Axis Bank Limited  
 Bank of India  
 Bank of Maharashtra  
 Canara Bank  
 Corporation Bank  
 EXIM Bank Limited  
 HDFC Bank Limited  
 IDFC First Bank Limited  
 Kotak Bank Limited  
 RBL Bank Limited  
 State Bank of India  
 Yes Bank Limited

## Registered Office:

S. No. 861, Ashoka House,  
 Ashoka Marg, Vadala, Nashik – 422 011  
 CIN: L45200MH1993PLC071970  
 Tel.: 0253-6633705 Fax: 0253-2236704  
 Website: www.ashokabuildcon.com  
 email: investors@ashokabuildcon.com

## Registrar &amp; Share Transfer Agents

Link Intime India Private Limited  
 247 Park, C-101, First Floor,  
 LBS Marg, Vikhroli (W),  
 Mumbai – 400 083,  
 Website : www.linkintime.co.in



## NOTICE TO SHAREHOLDERS

**NOTICE** is hereby given that the Twenty-Seventh (27<sup>th</sup>) Annual General Meeting (“**AGM**”) of the members of Ashoka Buildcon Limited (“**the Company**”) will be held on Wednesday, September 09, 2020 at 02.30 p.m. through Video Conferencing (“**VC**”) / Other Audio Visual Means (“**OAVM**”) to transact the following business:

### ORDINARY BUSINESS:

1. To receive, consider and adopt:
  - (a) the Audited Standalone Financial Statements of the Company for the financial year ended March 31, 2020 and the reports of the Board of Directors and Auditors thereon; and
  - (b) the Audited Consolidated Financial Statements of the Company for the financial year ended March 31, 2020 and the report of Auditors thereon and in this regard, to pass the following resolutions as Ordinary Resolutions:-
    - (a) “**RESOLVED THAT** the Audited Standalone Financial Statements of the Company for the Financial Year ended March 31, 2020 and the reports of the Board of Directors and Auditors thereon be and are hereby considered and adopted.”
    - (b) “**RESOLVED THAT** the Audited Consolidated Financial Statements of the Company for the Financial Year ended March 31, 2020 and the reports of the Auditors thereon be and are hereby considered and adopted.”
2. To appoint a Director in place of Mr. Sanjay Londhe (DIN: 00112604), who retires by rotation and being eligible seeks re-appointment and in this regard, to pass the following resolution as an **Ordinary Resolution**:
 

“**RESOLVED THAT** pursuant to the provisions of Section 152 of the Companies Act, 2013, Mr. Sanjay Londhe (DIN: 00112604), who retires by rotation at this meeting and being eligible, offers himself for re-appointment, be and is hereby re-appointed as a Director of the Company, liable to retire by rotation.”
3. To appoint a Director in place of Mr. Milap Raj Bhansali (DIN: 00181897), who retires by rotation and being eligible seeks re-appointment and in this regard, to pass the following resolution as an **Ordinary Resolution**:

“**RESOLVED THAT** pursuant to the provisions of Section 152 of the Companies Act, 2013, Mr. Milap Raj Bhansali (DIN: 00181897), who retires by rotation at this meeting and being eligible, offers himself for re-appointment, be and is hereby re-appointed as a Director of the Company, liable to retire by rotation.”

### SPECIAL BUSINESS:

#### Item No. 4

#### To approve the remuneration payable to the Cost Auditors for FY 2020-21

To consider and if thought fit, to pass the following resolution as an **Ordinary Resolution**:

“**RESOLVED THAT** pursuant to the provisions of Section 148 and other applicable provisions, if any, of the Companies Act, 2013 read with the Companies (Audit and Auditors) Rules, 2014, as amended from time to time, the Company hereby ratifies / approves the remuneration of Rs.5,40,000/- (Rupees Five Lakh Forty Thousand only) plus applicable taxes and out-of-pocket expenses at actuals, if any, payable to M/s. C Y & Associates (Firm Registration No. 000334), Cost Accountants, who have been appointed by the Board of Directors on the recommendation of Audit Committee, as the Cost Auditors of the Company to conduct the Audit of the Cost Records maintained by the Company as prescribed under the Companies (Cost Record and Audit) Rules, 2014 as amended for the Financial Year ending March 31, 2021.”

**For and on behalf of the Board of Directors**

Sd/-  
(ASHOK KATARIYA)  
Chairman  
(DIN: 00112240)

**Place : Nashik**

**Date : June 15, 2020**

#### Registered Office:

S. No. 861, Ashoka House,  
Ashoka Marg, Vadala, Nashik – 422 011  
CIN: L45200MH1993PLC071970  
Tel.: 0253-6633705; Fax : 0253-2236704  
Website: www.ashokabuildcon.com  
e-mail: investors@ashokabuildcon.com



**Explanatory Statement pursuant to Section 102 of the Companies Act, 2013****Item No. 4:**

Based on the recommendation of the Audit Committee, the Board of Directors has appointed M/s C Y & Associates, Cost Accountants, Nashik, as the Cost Auditors of the Company for auditing the cost records maintained by the Company for the Financial Year 2020-2021 and also fixed subject to the ratification of their remuneration for the said purpose, by the Members of the Company.

Pursuant to Section 148 of Companies Act, 2013 to conduct the audit of the cost records of the Company for the financial year 2020-21 in respect of RMC & related products manufactured and infrastructure services provided by the Company and has fixed a remuneration not exceeding Rs.5,40,000/- (Rupees Five Lakh Forty Thousand only) plus applicable taxes and reimbursement at actuals of out-of-pocket expenses as may be incurred by the Cost Auditors.

Your Company has received consent from M/s C Y & Associates, Cost Accountants, to act as the Cost Auditors of your Company for the financial year 2020-21 along with certificate confirming their independence. As required under the Companies Act, 2013, the resolution seeking members' approval for the remuneration payable to the Cost Auditors forms part of the notice convening Annual General Meeting.

The resolution seeks the ratification of the remuneration payable to the Cost Auditor in terms of Rule 14 (a) of Companies (Audit and Auditors) Rules, 2014 as approved by the Board of Directors of the Company at its meeting held on June 15, 2020.

None of the Directors, Key Managerial Persons and their relatives are concerned or interested in the resolution, financially or otherwise.

The Board recommends the resolution as set out at Item No. 4 for approval by the members as an Ordinary Resolution.

**For and on behalf of the Board**

Sd/-

**(ASHOK KATARIYA)**

**Chairman**

**(DIN: 00112240)**

**Place: Nashik**

**Date : June 15, 2020**



### Annexure to AGM Notice

In terms of Section 152 of the Companies Act, 2013, Mr. Sanjay Londhe (DIN:00112604) and Mr. Milap Raj Bhansali (DIN:00181897), retire by rotation at this Meeting and being eligible, offer themselves for re-appointment. Details of Directors retiring by rotation as required pursuant to Regulations 26 (4) and 36(3) of the Securities and Exchange Board of India (Listing Obligations and Disclosure Requirements) Regulations, 2015 and Secretarial Standard on General Meetings (“SS-2”), issued by the Institute of Company Secretaries of India are given hereunder :

Particulars	Mr. Sanjay Londhe	Mr. Milap Raj Bhansali
Name of the Director	Mr. Sanjay Prabhakar Londhe (DIN: 00112604)	Mr. Milap Raj Bhansali (DIN: 00181897)
Date of birth	April 27, 1964	December 18, 1951
Age	56 years	69 years
Date of Appointment	April 01, 2020	April 01, 2017
Brief Resume of the Director including nature of expertise in specific functional areas	Mr. Londhe heads the execution of projects from their design stage to final completion. He also holds office as Director – Quality Management System.  He has been honored with the ‘Engineer of the Year – 2014’ title by Federation of Engineering Institutions Asia Pacific region and ‘CEO of the year – 2017’ title by ‘Construction Times’.	Mr. Bhansali is a Chartered Accountant by profession and has an experience of more than 4 decades in managing business in the fields of chemicals, steel wires, foundry, railway wagons, sugar, tyres and real estate.  His key areas of expertise include finance, marketing, procurement, negotiations and general management.
No. of shares held in the Company as on March 31, 2020	4,18,651	Nil
Remuneration for F.Y. 2019-20	Rs.3,84,00,000/-	Rs.1,84,00,000/-
Directorships (Excluding alternate directorship, directorships in foreign companies and companies under Section 8 of the Companies Act, 2013.	Ashoka Buildwell and Developers Private Limited Ashoka GVR Mudhol Nipani Roads Limited Ashoka Bagewadi Saundatti Road Limited Ashoka Kharar Ludhiana Road Limited Ashoka Khairatunda Barwa Adda Road Limited Ashoka Highway Research Centre Private Limited	Ashoka Infraways Limited Ashoka Dhankuni Kharagpur Tollway Limited Ashoka Aerospace Private Limited Ashoka Hungund Talikot Road Limited Ashoka Ankleshwar Manubar Expressway Private Limited MRB Credit and Leasing Limited Ashoka Purestudy Technologies Private Limited
Chairman/Member of the Committee of Board of Directors as on March 31, 2020; A. Audit Committee; B. Stakeholders Relationship Committee	No No	Member No
Inter-se relationship between the Directors / Key Managerial Person (KMP)	Mr. Sanjay Londhe (DIN: 00112604) is not related to any Director or KMP.	Mr. Milap Raj Bhansali (DIN: 00181897) is not related to any Director or KMP.
No. of Board Meetings attended during F.Y. 2019-20	7 (seven) out of 7 (seven) meetings held in the FY 2019-20	7 (seven) out of 7 (seven) meetings held in the FY 2019-20



**NOTES:**

- 1) In view of the continuing Covid-19 pandemic, the Ministry of Corporate Affairs (“MCA”) has vide its Circular No. 20 dated May 5, 2020 read with Circular No. 14 dated April 8, 2020 and Circular No. 17 dated April 13, 2020 (hereinafter collectively referred to as “MCA Circulars”) permitted the holding of Annual General Meeting through VC or OAVM without the physical presence of Members at a common venue. In compliance with these MCA Circulars and the relevant provisions of the Companies Act, 2013 and the SEBI (Listing Obligations and Disclosure Requirements) Regulations, 2015, the Annual General Meeting of the Members of the Company is being held through VC/OAVM.
- 2) Pursuant to the provisions of the Act, a Member entitled to attend and vote at the AGM is entitled to appoint a proxy to attend and vote on his/her behalf and the proxy need not be a Member of the Company. Since this AGM is being held pursuant to the MCA Circulars through VC / OAVM, physical attendance of Members has been dispensed with. Accordingly, the facility for appointment of proxies by the Members will not be available for the AGM and hence the Proxy Form and Attendance Slip are not annexed to this Notice.
- 3) Institutional / Corporate Shareholders (i.e. other than individuals / HUF, NRI, etc.) are required to send a scanned copy (PDF/JPG Format) of its Board or governing body Resolution/Authorization etc. authorizing its representative to attend the AGM through VC / OAVM on its behalf and to vote through remote e-voting. The said Resolution/ Authorization shall be sent to the Scrutinizer by email through its registered email address to gains108@yahoo.com with a copy marked to investors@ashokabuildcon.com
- 4) As per Regulation 40 of SEBI Listing Regulations, as amended, securities of listed companies can be transferred only in dematerialized form with effect from, April 1, 2019, except in case of request received for transmission or transposition of securities. In view of this and to eliminate all risks associated with physical shares and for ease of portfolio management, members holding shares in physical form are requested to consider converting their holdings to dematerialized form. Members can contact the Company or Company’s Registrars and Transfer Agents, Link Intime India Private Limited (“LIPL”) for assistance in this regard. Members may also refer to Frequently Asked Questions (“FAQs”) on website <https://www.linkintime.co.in>
- 5) To support the ‘Green Initiative’, Members who have not yet registered their email addresses are requested to register the same with their DPs in case the shares are held by them in electronic form and with LIPL in case the shares are held by them in physical form.
- 6) Members are requested to intimate changes, if any, pertaining to their name, postal address, email address, telephone/ mobile numbers, PAN, mandates, nominations, power of attorney, bank details such as, name of the bank and branch details, bank account number, MICR code, IFSC code, etc., to their DPs in case the shares are held by them in electronic form and to LIPL in case the shares are held by them in physical form.
- 7) As per the provisions of Section 72 of the Act, the facility for making nomination is available for the Members in respect of the shares held by them.  
  
Members who have not yet registered their nomination are requested to register the same by submitting Form No. SH-13. The Members are requested to submit the said details to their DP in case the shares are held by them in electronic form and to LIPL in case the shares are held in physical form.
- 8) Members holding shares in physical form, in identical order of names, in more than one folio are requested to send to the Company or LIPL, the details of such folios together with the share certificates for consolidating their holdings in one folio. A consolidated share certificate will be issued to such Members after making requisite changes.
- 9) In case of joint holders, the Member whose name appears as the first holder in the order of names as per the Register of Members of the Company will be entitled to vote at the AGM.
- 10) Members seeking any information with regard to the accounts or any matter to be placed at the AGM, are requested to write to the Company on or before **September, 05, 2020** through email on investors@ashokabuildcon.com. The same will be replied by the Company suitably.
- 11) Members are requested to note that, dividends if not encashed for a consecutive period of 7 years from the date of transfer to Unpaid Dividend Account of the Company, are liable to be transferred to the Investor Education and Protection Fund (“IEPF”). The shares in respect of such unclaimed dividends are also liable to be transferred to the demat account of the IEPF Authority. In view of this, Members are requested to claim their dividends from the Company, within the stipulated timeline. The Members, whose unclaimed dividends/shares have been transferred to IEPF, may claim the same by making an online application to the IEPF Authority in web Form No. IEPF-5 available on [www.iepf.gov.in](http://www.iepf.gov.in).
- 12) In compliance with the aforesaid MCA Circulars and SEBI Circular dated May 12, 2020, Notice of the AGM along with the Annual Report 2019-20 is being sent only through electronic mode to those Members whose email addresses are registered with the Company/ Depositories. Members may note that the Notice and Annual Report 2019-20 will also be available on the Company’s website



www.ashokabuildcon.com, websites of the Stock Exchanges viz. BSE Limited and National Stock Exchange of India Limited at www.bseindia.com and www.nseindia.com respectively, and on the website of LIPL <https://www.linkintime.co.in>

- 13) The Members can attend and participate in the Annual General Meeting through VC/OAVM facility only. The Members attending the AGM through VC / OAVM shall be counted for the purpose of reckoning the quorum in accordance with Section 103 of the Act.
- 14) At the 24th AGM held on September 30, 2017, the Members approved appointment of SRBC & CO. LLP, Chartered Accountants (FRN: 324982E/E300003) as Statutory Auditors of the Company to hold office for a period of five years from the conclusion of 24th AGM till the conclusion of the 29th AGM, subject to ratification of their appointment by Members at every AGM, if so required under the Act. The requirement to place the matter relating to appointment of auditors for ratification by Members at every AGM has been done away by the Companies (Amendment) Act, 2017 with effect from May 7, 2018. Accordingly, no resolution is being proposed for ratification of appointment of statutory auditors at the twenty-seventh AGM.
- 15) Since the AGM will be held through VC / OAVM, the Route Map is not annexed to this Notice.
- 16) In terms of the provisions of Section 107 of the Companies Act, 2013, since the resolutions as set out in this Notice are being conducted through e-voting, the said resolutions will not be decided on a show of hands at the AGM, however facility for casting vote during the AGM through e-voting would be provided to the members who have not cast their vote through remote e-voting earlier.
- 17) In addition to the remote e-voting facility provided by the Company, the members who have not cast their vote on resolutions through remote e-voting would be given a facility to cast their vote through e-voting during the AGM by clicking the link, <https://instameet.linkintime.co.in> However, we encourage members to use e-voting facilities during e-voting time period.
- 18) Institutional / Corporate Shareholders intending to participate in the Annual General Meeting through their authorised representatives are required to access the link <https://instameet.linkintime.co.in> and upload duly certified copy of their Board Resolution /Governing Body resolution / Authorisation letter, etc. and may send a copy to the Scrutinizer through email at [gains108@yahoo.com](mailto:gains108@yahoo.com) authorising their representatives to attend and vote through remote e-voting on their behalf at the said Meeting.
- 19) Pursuant to the provisions of Section 108 of the Companies Act, 2013 and Rule 20 of the Companies (Management and Administration) Rules, 2014, as amended and Secretarial

Standard 2 on General Meetings issued by the Institute of Company Secretaries of India, the Company is providing remote e-voting facility to all its Members to enable them to cast their vote on the matters listed in the Notice by electronics means and business may be transacted through the e-Voting services. For this purpose, the Company has engaged services of Link Intime India Private Limited, Registrar and Transfer Agent for providing e-Voting services.

- Remote e-voting facility will be available on the website <https://instavote.linkintime.co.in> from 9.00 a.m. on Sunday, September 06, 2020 and ends at 05:00 p.m. on Tuesday, September 08, 2020, after which the facility will be disabled by Instavote and remote e-voting shall not be allowed beyond the said date and time. The notice is also available on the website <https://www.ashokabuildcon.com>. During this period shareholders of the Company, holding shares in dematerialised form, as on the cut-off date of September 02, 2020 may cast their votes electronically.
- Any person, who acquires shares of the Company and becomes member of the Company after dispatch of notice and holding shares as on cut-off date i.e., September 02, 2020, may obtain the login ID and password by sending a request at [evoting@linkintime.co.in](mailto:evoting@linkintime.co.in) or contact M/s Link Intime India Private Limited telephone number 022-49186175
- The voting rights of shareholders shall be in proportion to their shares of the paid up equity share capital of the Company as on September 02, 2020.

**20) Instructions for e-voting and joining the AGM are as follows:**

**a. Instructions for Shareholders/Members to attend the Annual General Meeting through InstaMeet (VC/OAVM) are as under:**

- i. Shareholders/Members are entitled to attend the Annual General Meeting through VC/OAVM provided by Link Intime by following the below mentioned process. Facility for joining the Annual General Meeting through VC/OAVM shall open 15 minutes before the time scheduled for the Annual General Meeting.
- ii. Participation at the AGM through VC shall be allowed on a first-come-first-served basis for first 1,000 shareholders. This will not include large shareholders (Shareholders holding 2% or more shareholders), Promoters, Institutional Investors, Directors, KMPs, Chairpersons of Audit Committee, Nomination and Remuneration Committee, Stakeholders Relationship Committee and Auditors etc. may be allowed to the meeting without restrictions of first-come-first serve



basis. The Members can log in and join 15 (fifteen) minutes prior to the scheduled time of the meeting and window for joining shall be kept open till the expiry of 15 (fifteen) minutes after the schedule time.

- iii. Shareholders/ Members will be provided with InstaMeet facility wherein Shareholders/ Member shall register their details and attend the Annual General Meeting as under:

1. Open the internet browser and launch the URL for InstaMeet <<<https://instameet.linkintime.co.in>>> and register with your following details:

Process and manner for attending the Annual General Meeting through InstaMeet:

1. Open the internet browser and launch the URL: <https://instameet.linkintime.co.in>
  - Select the “Company” and ‘Event Date’ and register with your following details: -

- A. Demat Account No. or Folio No: Enter your 16 digit Demat Account No. or Folio No

- Shareholders/ members holding shares in CDSL demat account shall provide 16 Digit Beneficiary ID
- Shareholders/ members holding shares in NSDL demat account shall provide 8 Character DP ID followed by 8 Digit Client ID
- Shareholders/ members holding shares in physical form shall provide Folio Number registered with the Company

- B. PAN: Enter your 10-digit Permanent Account Number (PAN) (Members who have not updated their PAN with the Depository Participant (DP)/ Company shall use the sequence number provided to you, if applicable.

- C. Mobile No.: Enter your mobile number.

- D. Email ID: Enter your email id, as recorded with your DP/ Company.

- Click “Go to Meeting” (You are now registered for InstaMeet and your attendance is marked for the meeting).

Please refer the instructions (annexure) for the software requirements and kindly ensure to install the same on the device which would be used to attend the meeting. Please read the instructions carefully and participate in the meeting. You may also call upon the InstaMeet Support Desk for any support on the dedicated number provided to you in the instruction/ InstaMEET website.

#### **Instructions for Shareholders/ Members to Speak during the Annual General Meeting through InstaMeet:**

1. Shareholders/ Members who would like to express their views/ask questions during the meeting may register themselves as a speaker by sending their request mentioning

their name, demat account number/folio number, email id, mobile number at [investors@ashokabuildcon.com](mailto:investors@ashokabuildcon.com) from 10.00 a.m. on September 06, 2020 to 5.00 p.m. September 08, 2020.

2. Shareholders will get confirmation on first come first serve basis depending upon the provision made by the client.
3. Shareholders will receive “speaking serial number” once they mark attendance for the meeting.
4. Other shareholder may ask questions to the panelist, via active chat-board during the meeting.
5. Please remember speaking serial number and start your conversation with panellist by switching on video mode and audio of your device.
6. Shareholders are requested to speak only when moderator of the meeting/ management will announce the name and serial number for speaking. Those shareholders/members who have registered themselves as a speaker will only be allowed to express their views/ask questions during the meeting. The Company reserves the right to restrict the number of speakers depending on the availability of time for the Annual General Meeting.

#### **Instructions for Shareholders/ Members to Vote during the Annual General Meeting through InstaMeet:**

Once the electronic voting is activated by the scrutinizer/moderator during the meeting, shareholders/ members who have not exercised their vote through the remote e-voting can cast the vote as under:

1. On the Shareholders VC page, click on the link for e-Voting “Cast your vote”
2. Enter your 16 digit Demat Account No. / Folio No. and OTP (received on the registered mobile number/ registered email Id) received during registration for InstaMEET and click on ‘Submit’.
3. After successful login, you will see “Resolution Description” and against the same the option “Favour/ Against” for voting.
4. Cast your vote by selecting appropriate option i.e. “Favour/Against” as desired. Enter the number of shares (which represents no. of votes) as on the cut-off date under ‘Favour/Against’.
5. After selecting the appropriate option i.e. Favour/ Against as desired and you have decided to vote, click on “Save”. A confirmation box will be displayed. If you wish to confirm your vote, click on “Confirm”, else to change your vote, click on “Back” and accordingly modify your vote.
6. Once you confirm your vote on the resolution, you will not be allowed to modify or change your vote subsequently.



**Note:** Shareholders/ Members, who will be present in the Annual General Meeting through InstaMeet facility and have not casted their vote on the Resolutions through remote e-Voting and are otherwise not barred from doing so, shall be eligible to vote through e-Voting facility during the meeting. Shareholders/ Members who have voted through Remote e-Voting prior to the Annual General Meeting will be eligible to attend/ participate in the Annual General Meeting through InstaMeet. However, they will not be eligible to vote again during the meeting.

Shareholders/ Members are encouraged to join the Meeting through Tablets/ Laptops connected through broadband for better experience.

Shareholders/ Members are required to use Internet with a good speed (preferably 2 MBPS download stream) to avoid any disturbance during the meeting.

Please note that Shareholders/ Members connecting from Mobile Devices or Tablets or through Laptops connecting via Mobile Hotspot may experience Audio/Visual loss due to fluctuation in their network. It is therefore recommended to use stable Wi-Fi or LAN connection to mitigate any kind of aforesaid glitches.

In case the shareholders/members have any queries or issues regarding e-voting, you can write an email to [instameet@linkintime.co.in](mailto:instameet@linkintime.co.in) or Call us: - Tel: (022-49186175)

- 21) The Board of Directors has appointed M/s S. Anantha & Ved LLP, Company Secretaries (LLPIN AAH 8229) as the Scrutinizer for conducting the remote e-voting process and e-voting process during the AGM in a fair and transparent manner.
- 22) The Members who have cast their vote by remote e-voting prior to the AGM may also attend/ participate in the AGM through VC / OAVM but shall not be entitled to cast their vote again.
- 23) The voting rights of Members shall be in proportion to their shares in the paid-up equity share capital of the Company as on the cut-off date.
- 24) Any person, who acquires shares of the Company and becomes a Member of the Company after sending of the Notice and holding shares as of the cut-off date, may obtain the login ID and password by sending a request at [evoting@linkintime.co.in](mailto:evoting@linkintime.co.in)

However, if he/she is already registered with LIPL for remote e-voting then he/she can use his/her existing User ID and password for casting the vote.

- 25) Pursuant to Section 91 of the Companies Act, 2013 and Rule 10 of the Companies (Management and Administration) Rules, 2014 read with Regulation 42 of the SEBI (Listing Obligations and Disclosure Requirements) Regulations, 2015, the Register of Members and Share Transfer Books

of the Company shall remain closed from **September 02, 2020 to September 09, 2020 (both days inclusive)** for the purpose of Annual General Meeting.

- 26) The Securities and Exchange Board of India (SEBI) has mandated the submission of the Permanent Account Number (PAN) by every participant in securities market.

Members holding shares in electronic form are, therefore, requested to submit their PAN to their Depository Participant(s). Members holding shares in physical form are required to submit their PAN details to the Company.

- 27) Members may also note that the Notice of the 27th AGM and the Annual Report for FY 2019-20 are available on the Company's website [www.ashokabuildcon.com](http://www.ashokabuildcon.com)
- 28) Members may note that the shares whose dividend is unclaimed / un-encashed for a period of seven consecutive years shall also be transferred to the Investor Education and Protection Fund (IEPF). No claim shall lie against the Company for the dividend or shares transferred to the IEPF. The members need to approach the IEPF authorities to claim the transferred dividend amount and shares as prescribed under the IEPF Rules.
- 29) The Investors, who have not yet encashed / claimed the Dividend, are requested to encash/claim the Dividend by corresponding with The Registrar and Share Transfer Agent and Company Secretary. Members are requested to note that dividend not claimed within seven years from the date of transfer to the Company's Unpaid Dividend Account will, in terms of Section 124 of the Companies Act, 2013, be transferred to the "Investor Education and Protection Fund". The Company has sent reminders to Members to encash unpaid/unclaimed dividends. The details of unclaimed dividend are given in note no. 32 below.
- 30) Investors holding the shares in physical form should provide the National Electronic Clearing Service (NECS) mandate to the Company's R&TA and investors holding the shares in demat form should ensure that correct and updated particulars of their bank account are available with the Depository Participant (DP). This would facilitate in receiving direct credits of dividends, refunds etc., from Company and avoid postal delays and loss in transit. Investors must update their new bank account numbers allotted after implementation of Core Banking Solution (CBS) to the Company's R&TA in case of shares held in physical form and to the DP in case of shares held in demat form.
- 31) With a view to utilise natural resources optimally and responsibly, we request shareholders to update their email address, with their Depository Participant to enable the Company to send communication electronically.
- 32) The details of the un-encashed/unclaimed above-mentioned Dividend are as under:



Type and year of Dividend declared/paid	Unclaimed/un encashed Dividend as on March 31, 2020 (Amount in Rs.)	Date of Declaration of Dividend	Due date of transfer to Investor Education and Protection Fund
Final Dividend - FY 2012-13	14,926.00	June 24, 2013	July 29, 2020
Interim Dividend - FY 2013-14	23,635.50	February 7, 2014	March 14, 2021
Final Dividend - FY 2013-14	15,608.00	August 26, 2014	September 30, 2021
Interim Dividend - FY 2014-15	70698.60	January 30, 2015	March 6, 2022
Final Dividend - FY 2014-15	20899.20	September 9, 2015	October 14, 2022
Interim Dividend - I FY 2015-16	70773.50	January 22, 2016	February 26, 2023
Interim Dividend - II FY 2015-16	52124.00	March 7, 2016	April 11, 2023
Interim Dividend - FY 2016-17	64408.80	January 23, 2017	February 27, 2024
Final Dividend - FY 2016-17	73490.40	September 30, 2017	November 4, 2024
Interim Dividend - FY 2017-18	48967.20	March 20, 2018	April 24, 2025

**33) Registration of email ID and Bank Account details:**

In case the shareholder's email ID is already registered with the Company/its Registrar & Share Transfer Agent "RTA"/Depositories, log in details for e-voting are being sent on the registered email address.

In case the shareholder has not registered his/her email address with the Company/its RTA/Depositories and or not updated the Bank Account mandate for receipt of dividend, the following instructions to be followed:

(i) Kindly log in to the website of our RTA, Link Intime India Private Ltd., [www.linkintime.co.in](http://www.linkintime.co.in) under Investor Services > Email/Bank detail Registration - fill in the details and upload the required documents and submit. OR

(ii) In the case of Shares held in Demat mode:

The shareholder may please contact the Depository Participant ("DP") and register the email address and bank account details in the demat account as per the process followed and advised by the DP.

34) The remote e-voting period will commence at **9.00 a.m. on Sunday, September 06, 2020 and will end at 5.00 p.m. on Tuesday, September 08, 2020.** In addition, the facility for voting on the date of AGM through VC/OAVM is also available and the Members attending the AGM who have not cast their vote by remote e-voting shall be eligible to vote at the AGM. The Company has appointed M/s. S. Anantha & Ved LLP (Firm No. LLPIN:AAH8229), Company Secretaries, Mumbai, to act as the Scrutinizer, to scrutinize the entire e-voting process in a fair and transparent manner. The Members desiring to vote through remote e-voting are requested to refer to the detailed procedure given hereinafter.

**For and on behalf of the Board**

**Sd/-**

**(ASHOK KATARIYA)**

**Chairman**

**(DIN: 00112240)**

**Place: Nashik**

**Date : June 15, 2020**

## MANAGEMENT DISCUSSION AND ANALYSIS

### FORWARD LOOKING STATEMENT

The report may contain forward looking statements, which describe company's objectives, projections, estimates, expectations or predictions within the applicable Securities, Laws and Regulations. The Company's actual results, performance or achievements could thus differ materially from those projected in any such forward looking statements. The Company assumes no responsibility to publicly amend, modify or revise any forward looking statements, on the basis of any subsequent developments, information or events.

### INDUSTRY OVERVIEW

India is one of the fastest growing emerging economies and infrastructure is a foremost pillar to impetus the growth. India aspires to become \$5 trillion economy by 2025, for faster growth to meet the target, more supply-side reforms are needed. Creating new and upgrading existing infrastructure will be key to raising India's competitiveness. It is estimated that India needs to spend \$ 4.5 trillion on infrastructure by 2030 to realize the vision of a \$5 trillion economy by 2025, and to continue an escalated trajectory until 2030.

Over the years, the Government's thrust through various policies and support has ensured to build a proficient infrastructure in India. To give further impetus to the sector the Government of India has introduced 'National Infrastructure Pipeline' (NIP), an investment plan of Rs.111 lakh Crore for enhancing infrastructure in identified sectors for a period of five years from 2020-25. During the fiscals 2020 to 2025, sectors such as Energy (24%), Roads (18%), Urban (17%), and Railways (12%) amount to around 70% of the projected capital expenditure in infrastructure in India.

#### Sector-wise break of the National Infrastructure Pipeline

Sector	FY 20	FY 21	FY 22	FY 23	FY 24	FY 25	No Phasing	% of Total
Energy	2.3	4.4	4.4	4.7	5.0	4.7	1.4	24%
<b>Road</b>	<b>3.3</b>	<b>3.8</b>	<b>3.6</b>	<b>2.5</b>	<b>2.4</b>	<b>3.3</b>	<b>1.3</b>	<b>18%</b>
<b>Railways</b>	<b>1.3</b>	<b>2.6</b>	<b>3.1</b>	<b>2.7</b>	<b>2.2</b>	<b>1.7</b>	<b>0.0</b>	<b>12%</b>
Ports	0.1	0.2	0.2	0.2	0.1	0.1	0.4	1%
Airports	0.2	0.2	0.2	0.2	0.3	0.1	0.3	1%
Urban Infra	3.0	4.6	4.0	2.3	2.2	1.6	1.4	17%
Irrigation	1.1	2.0	1.8	1.4	1.2	0.7	0.8	8%
Rural Infra	1.4	1.8	2.1	1.1	1.1	0.3	0.0	7%
Digital Infra	0.8	0.6	0.5	0.4	0.4	0.4	0.0	3%
Agriculture & Food Processing	0.0	0.0	0.0	0.0	0.0	0.0	1.5	2%
Social Infra	0.6	0.8	0.9	0.6	0.5	0.3	0.5	4%
Industrial Infra	0.2	0.4	0.4	0.4	0.2	0.1	1.4	3%
<b>Total</b>	<b>14.4</b>	<b>21.5</b>	<b>21.3</b>	<b>16.5</b>	<b>15.4</b>	<b>13.2</b>	<b>9.0</b>	<b>100%</b>
<b>% of Total</b>	<b>13%</b>	<b>19%</b>	<b>19%</b>	<b>15%</b>	<b>14%</b>	<b>12%</b>	<b>8%</b>	<b>111.30</b>

### Source: NIP Taskforce Report

India has the second-largest road network globally, consisting of National Highways, Expressways, State Highways, Major District Roads, Other District Roads and Village Roads. The total road network in India is at 5.9 million km; National Highways account for 2% of the total road network and carries over 40% of total traffic.

Over the years, Government has made incessant efforts to boost the growth in road sector for which it has identified issues that impacts the sector and addressed the bottlenecks through appropriate policy interventions. The NIP outlines ~1,820 projects (with the length of 89,304 km) to be implemented in 2020-25, in Road Sector, which include Projects like construction of new expressways such as Delhi-Mumbai Expressway, Bengaluru-Chennai Expressway, etc. The total capital outlay by State and Center estimated to be at around Rs.20.30 Lakh Crore which would be made between FY2020 to FY2025.

The Government of India is looking to expand the national highways network to over 200,000 kilometers under its 'Bharatmala Pariyojana' plan, which aims to build 66,100 km of economic corridors, border and coastal roads, and expressways to boost the highway network. Under phase-I of Bharatmala, development of around 24,800 kms are being considered. In addition, Bharatmala Pariyojana Phase-I also includes 10,000 kms of balance road works under NHDP, taking the total to 34,800 kms at an estimated cost of Rs.5.35 tn. Bharatmala Phase-I is to be implemented over a five years period of i.e. 2017-18 to 2021-22. As on January 2020, total project of 12,178 km has been awarded, out of the 34,800 km length to be covered under the Phase-I, with completion target of 2021-22. However, to achieve the ambitious target of Bharatmala Pariyojana Phase-I, project award is expected to gather momentum.

### Source: Rajya Sabha Document

During financial year 2019-20, construction of highways was at 10,237 kilometers, which is ~28 Km per day. The rate of construction of national highways has more than doubled since FY 2015. In FY 2019-20, National Highway Authority of India (NHAI) has achieved 3,979 Km of highway construction, representing ~18% growth over the last year, when 3,380 Km were constructed. This is the highest ever highway construction achieved by NHAI in a financial year. For FY 2020-21, Government has targeted construction of 11,000 km which is same as FY 2019-20.



### Projects Trend – Total Awarded and Constructed (in Kms)



**Source: Industry**

Post peak ordering of 17,055 Km by NHAI in financial year 2017-18, there has been a slowdown in order awards in last two years, primarily due to lower government spending, liquidity constraints and delay in land acquisition by NHAI, as to avoid project delays, the projects which has achieved 80% land acquisition are only been awarded by NHAI. In FY 2019-20, all the awarding agencies has bid out road works for 8,912 Km, which is ~60% higher than the last financial year. The awarding activity started picking up in the second half of the financial year, but got impacted in the latter half of the March'20 due to Global pandemic crisis Covid-19.

### Impact of COVID-19

The unprecedented pandemic Covid-19 has impacted the construction sector in India. Due to Nationwide lockdown, ongoing construction activity has come to a grinding halt across the country; the toll-collection was been revoked during the lockdown which led to working capital pressure on the sector. Also, the disruption of supply chain and labor migration may pose the challenge in short-term. To combat the impact of global pandemic Covid-19 on the sector, Government has announced several measures as follow:

- **To ease working capital:**
  - o Government has recommended releasing retention money to the proportion of work already executed in accordance to the contract specification and further retention money may not be deducted by the bill raised by the contractor from the period from 3 months upto 6 months. For HAM/BOT contracts, performance guarantee may be released on pro-rata basis of that as provided in the contract, if concessionaire is not in breach of contract
  - o Relaxation in Schedule H - Monthly payment to be provided to the Contractor for the work done and accepted as per specification of the contractor during the month under EPC/HAM Contract
- Extension of 3 to 6 months is provided to the contractor / concessionaire for meeting their obligations under contract

- **BOT/TOT concessionaire:** Before Commercial Operation Date (CoD), the concession of BOT contract to be extended by 3 to 6 months. Further, for loss in collection of user fee, the concession period shall be extended by period in accordance with till the time daily collection is below 90% of the average daily fee
- **Force Majeure Clause:** For all national tolling contracts, loss in collection of fee may be compensated in accordance with contract
- **Moratorium of 6 months for term loans from all institutes**

These measures are expected to provide urgent relief to the players in the infrastructure sector in the view of prevailing situation due to Covid-19. Also, with partial lifting of lockdown which enabled to resume construction activities threw green shoots towards revival. Presently, awarding activity has slowed-down due to lock-down and constrained spending on account of Covid-19, with the economic revival, the awarding activity will start to gain momentum.

### BUDGET 2020-21

Road infrastructure has been a key government priority with the sector receiving strong budgetary support over the years. In Union Budget 2020-21, honorable Finance Minister provided impetus to further enable the development of infrastructure; the Government has announced National Infrastructure Pipeline (NIP), an infrastructure investment plan till FY25 which entails investment worth Rs102.5 lakh Crore with highest investment in roads, urban infrastructure, railways and power. NIP consists of more than 6,500 projects across sectors. Under the Union Budget 2020-21, budgetary support of Rs.1.70 lakh Crore is been provided for development of transport infrastructure in FY 2020-21.

To boost the liquidity of the sector, the Central Government has provided support of Rs.22,000 Crore in the form of equity infusion to Infrastructure Finance Companies such as NIIF and IIFCL. This support will enable the financial institutions to leverage and provide the financial support over Rs.1 lakh Crore to various upcoming projects. Also, Government plans to monetize at least twelve lots of highway bundles of over 6000 Km before 2024.

Additionally, to drive investment in priority sectors from sovereign wealth funds of foreign government, the Finance Ministry has proposed a grant of 100% tax exemption on interest, dividend and capital gains. This will help in faster asset monetization and support funding for future awards.

In Union Budget 2020-21, the Government has announced to undertake projects to accelerate the development of highways, which includes development of 2,500 Km access control highways, 9,000 Km of economic corridors, 2000 Km of coastal and land port roads and 2,000 Km of strategic highways.

## COMPANY OVERVIEW

During the financial year 2019-20 annual standalone revenue stood at Rs.4,082.36 Crore, with 3.71% growth over Rs.3,936.34 Crore recorded in financial year 2018-19.

FY 2019-20 had witnessed prolonged rain across the Country. At many project sites, historical rainfall was witnessed. Projects in Gujarat, Andhra Pradesh, Bihar and Uttar Pradesh were affected due to heavy rains and water logging. Unprecedented heavy flood at Narmada River had entirely disturbed the project execution work and Project was standstill. Rain was witnessed during the period June 2019 till December 2019. Further, at the end of the financial year, nationwide outbreak of COVID 19 had forced Government of India to put entire Country in Lockdown. These major events have affected execution, transportation and supply of material to various projects. Due to these reasons toll collection revenue was also reduced. All these situational events had impacted the revenue during the year.

During the year, your Company successfully received an Appointment Date for Three (3) Road HAM projects i.e. Belgaum-Khanapur Road HAM project, Mallasandra Karadi Road HAM project & Karadi Banwara Road HAM project in Karnataka.

Also, during the year the Company has signed Concession Agreement for Three (3) HAM projects i.e. Bettadahalli Shivamogga Road and Banwara Bettadahalli Road HAM Projects in Karnataka and Kandi Ramsanpalle Road HAM project in Telangana. The Company is in the process of Debt tie-ups for all the three (3) HAM projects and expects to do Financial Closure in near term.

## SUCCESSFUL PROJECT EXECUTION

The Company recorded the revenue growth of around 3.71% Year-on-Year in the Financial Year 2019-20; delayed appointment date coupled with elongated rains had impacted the execution work. It was further impacted by the lockdown imposed due to Global Pandemic COVID-19. Execution work came at grinding halt from March 25, 2020 to April 20, 2020. The execution work has started at all the project site post the partial relaxation in the Lockdown, and expects execution to pick-up gradually. During the financial year 2019-20, standalone BOT division recorded a marginal decrease in Toll Collection to Rs.30.04 Crore from Rs.31.68 Crore recorded in financial year 2018-19.

## KEY PROJECTS WON AND OTHER DEVELOPMENTS

Ashoka Concessions Limited, a Subsidiary of the Company, was successful in winning two Road HAM projects worth Rs.2,035 Crore under Bharatmala Pariyojana in Telangana & Karnataka.

- Kandi Ramsanpalle Road project entails four laning of NH-161 from Kandi Km 498.250 of NH-65 to Ramsanpalle (Design Km 39.980/Existing Km 44.757 in Telangana with a Bid Project cost of Rs.1,000 Crore.

- Tumkur-Shivamogga Section (Package-III) includes four laning of Tumkur-Shivamogga section from Km 119+790 to Km 166+100, Banwara to Bettadahalli section of NH-206 in Karnataka with a Bid Project Cost of Rs.1,035 Crore.

The Company also won a road project on EPC basis worth Rs.1,080 Cr from Uttar Pradesh Expressways Industrial Development Authority (UPEIDA). The project entails development of Bundelkhand Expressway Project ("Package-III") from Kaohari (Dist. Mahoba) to BaroliKharka (Dist. Hamirpur) (Km100+000 to Km149+000) on EPC Basis.

During the year, the Company won projects worth Rs.313.72 Crore in the Smart Infrastructure Development space, a new segment opening up for the Company.

### In other major developments:

In FY 2019-20, your Company have acquired remaining 29% of equity in Ashoka GVR Mudhol Nipani Road Projects Limited, held by GVR Infra Projects Limited. With this Ashoka Buildcon now holds 99.99% equity share in this SPV. The consideration of Rs.35.69 Crore for the transaction has already been paid in cash in the past.

## ORDER BOOK

The balance Order Book of the Company stood at Rs.8,981 Crore. In terms of break-up of balance order book, Road Projects are Rs.7,318 Crore which is 81% of order book; Rs.1,602 Crore is from power T & D and Railway Projects which comprises of 18% of order book, while CGD contributes Rs.61 Crore, which is 1% of the Order book. Among Road order book, EPC Projects are of Rs.2,392 Crore and the balance is of BOT Projects worth Rs.4,926 Crore. In FY 19-20, there was a slowdown in the tendering and ordering activity by NHAI.

On the background of the government's focus on the infrastructure development, the Company believes that the improved scenario in terms of land acquisition and availability of funds will help the sector and the ordering activity to pick-up in near-term.

## INNOVATION, QUALITY AND ENVIRONMENT

The Company continues its focus on newer, innovative construction practices as well as ensuring high quality in its entire works. Your Company is also conscious of the threat posed by global warming to our planet and therefore takes its responsibility towards the environment seriously. In this regard, your Company has the following accreditations:

- Integrated Management System comprising of Certification of ISO 9001: 2008, ISO 14001: 2008 and OHSAS 18001: 2007;
- Environmental Management System ISO 14001: 2004;
- Occupational Health and Safety Management System 18001: 2007;



- Quality Management System ISO 9001 : 2008; and
- Green House Gases ISO 14064.1:2006 & ISO 14064.2:2006

## RESOURCES AND LIQUIDITY

The Company is happy to state in the year under review; it made payment towards interest and full redemption of 1500 Non-Convertible Debentures (NCDs), worth Rs.150 Crore at the Interest rate of 9.80%, issued by the Company.

The Company is comfortably placed in its working Capital financing. The Long Term rating of the Company is 'AA- / Stable' by CRISIL.

Interest cost has also been kept low due to treasury instruments like Supply Chain Finance, Working Capital Demand Loans and Commercial Papers.

The Company is well placed with the funds and resourcing for the funding of the ongoing projects and upcoming projects.

The Company is fully compliant to the terms of the engagement with the various agencies.

## CHALLENGES RISKS & CONCERNS

- **Industry/ policy risk:** The Company's business is highly dependent on road and bridge projects in India undertaken or awarded by Government Authorities and other entities funded by the Government. Any change in Government policies resulting in a decrease in the amount of road and bridge projects undertaken or a decrease in private sector participation in road and bridge projects adversely affects our business and results of operations. Our business may be affected by changes in interest rates, changes in Government policy, taxation, exchange rates and controls, social and civil unrest and political, economic or other developments in or affecting India.
- **Project risk:**
  - Infrastructure projects involve agreements that are long-term in nature (as much as three years in EPC contracts and around 30 years in Design, Build, Finance, Operate and Transfer (DBFOT) road projects. All long term projects have inherent risks associated with them and involve variables that may not necessarily be within our control. These include inflation, interest rates movements, liquidity, commodity and oil prices, governance, construction delays, material shortages, unanticipated cost increases, cost overruns, inability to negotiate satisfactory arrangements with joint venture partners and disagreements with our joint venture partners/associated/investors.
  - We are increasingly bidding for large-scale infrastructure projects. There are various risks associated with the execution of large-scale projects. Managing large-scale integrated projects may also increase the potential relative size of cost overruns and

negatively affect our operating margins. In addition, we may need to execute large-scale projects through joint ventures with other companies, which expose us to the risk of default by our Joint Venture Partners/ associates.

- We are increasingly bidding and bagging large-scale infrastructure projects. There is huge requirement of funds for the execution of the same and the funding can be a concern for the same on both the fronts of Equity and Debt. There may be delay in the arrangement of the same which may expose to increase in financial cost and financial leverage.
- **Traffic risk:** The Company's business depends substantially on accuracy of traffic estimates. Any material decrease in actual traffic volume and our forecast could have material adverse effect on cash flows, results of operation and financial condition.
- **Input and labour cost risk:** Cost of Input materials such as Petroleum Products (Bitumen, Diesel, Furnace Oil) depends upon the International Market for Oil. As Petroleum Products are a major raw material, any change in the oil prices affects the overall cost of the projects. The availability of labour for execution of projects is also a major risk factor.
- **Inflationary impacts:** Our toll revenues are a function of Toll rates and Traffic Growth and the Toll rates are impacted by Wholesale Price Index (WPI). In view of the lower inflationary trends, WPI has been quite low leading to low toll rate increases. Also any changes in the WPI components and method of calculation of the same may have impact on toll rates.

## HUMAN RESOURCES DEVELOPMENT

The Company believes that its continued success will depend on its ability to attract and retain key personnel with relevant skills and experience. The attrition rate among the Top Management of the Company has been negligible in last many years. The Company has robust process of human resource development. The Company had 2951 permanent employees as on March 31, 2020 at various levels. The Company has a HR Policy in place and encouraging working environment. The Company has continued to focus on various aspects like employee training, welfare and safety thereby maintaining a constructive relationship with employees.

## OVERVIEW OF THE STANDALONE FINANCIAL STATEMENTS

1. The stand-alone income for FY20 is Rs.4082.36 Crore as against Rs.3,936.34 Crore in FY19.
  - a) The increase in income has been mainly on account of Contract revenues which increased from Rs.3,589.01 Crore in FY19 to Rs.3,763.13 Crore in current year

mainly on account of contract revenue of annuity EPC and third party EPC projects. Further toll collection marginally decreased to Rs.30.04 Crore in FY20 as compared to Rs.31.68 Crore in FY19 mainly on account of nationwide lockdown due to outbreak of COVID-19 at the end of FY20.

- b) Income from sales activities has decreased as compared with last year from Rs.174.67 Crore to Rs.103.50 Crore. The decrease in sales was mainly due to reduction in real estate activities and lowering down of business scale. Other operating revenue has increased to Rs.40.76 Crore from Rs.25.27 Crore mainly on account of scrap sale, Sale of other construction material.
  - c) Further, other income has increased from Rs.115.69 Crore to Rs.144.93 Crore mainly on account of interest income on loan given to SPV companies, deposits with bank and other interest income.
2. EBITDA increased to Rs.730.56 Crore in FY20 from Rs.630.88 Crore in FY19, mainly on account of increase in overall turnover, value engineering in material consumption and reduction in finance cost.
  3. Reduction in Effective Tax Rate to 27% from 31%.
  4. Depreciation and Finance Expenses -
    - a. Depreciation cost has increased by Rs.34.86 Crore to Rs.111.13 Crore in FY20 from Rs.76.27 Crore in FY19, increase in depreciation on construction assets procured capitalized during previous financial year;
    - b. Financial Expenses have decreased by 5.77% to Rs.85.45 Crore in FY20 from Rs.90.68 Crore in FY19, Mainly due to lower utilisation of bank limits and timely recovery of receivables from customers.
  5. As at 31<sup>st</sup> March 2020, the Net Worth stood at Rs.2,598.94 Crore as against Rs.2,212.03 Crore in previous year.
  6. The Gross Debt as at 31<sup>st</sup> March 2020 stood at Rs.433.45 Crore resulting in Debt/Equity Ratio of 0.17, which is well within acceptable standards of the industry. Net Worth is considered at Rs.2,806.34 Crore including Rs.207.40 Crore of obligation towards investment in Subsidiary.

- PBT Increased to Rs.326.24 Crore in FY2020 against Rs.130.62 Crore in FY2019 showing 149% increase Y-o-Y;
- **Revenue for Q4FY2020** - marginally down to Rs.1609.12 Crore in Q4FY20 from Rs.1624.05 Crore in Q4FY2019;
- **EBIDTA for Q4FY2020** increased by 20.55% as compared to the previous corresponding period from Rs.414.84 Crore to Rs.500.12 Crore;
- **PBT for Q4FY2020** increased to Rs.179.84 Crore from Rs.54.81 Crore in FY2019, showing substantial increase of more than 200%;
- Debt Equity ratio is improved to 10.59 as at 31<sup>st</sup> March 2020 against 14 on 31<sup>st</sup> March 2019;
- Total comprehensive profit attributable to owners (after adjustment of minority interest) is Rs. 163.37 Crore for FY20 as against loss of Rs. 34.08 Crore during the year FY19. The major reason for profit during FY 19-20 is the charge of CCD obligation was recorded upto 6th July 2019 only as per agreement, amounting to Rs. 44.37 Crore as against Rs. 122.44 Crore of FY 18-19;
- Additional reason for increase in profitability is there are no exceptional items during FY2020 vis-à-vis FY2019 of Rs.60.13 Crore; and
- As per accounting treatment in the previous years, amount contributed by investors in ACL was treated as a part of Non-Controlling Interest but under IND AS due to variability on account of conversion of CCDs, this investment in CCDs is considered as financial obligation and is valued on each reporting period. In previous years, some portion of this financial liability was classified under 'Non-Controlling Interest, which now has been re-classified under 'Financial Liability' as 'Obligation towards investment in Subsidiary' recorded this obligation as financial liability at its fair value as at April 1, 2016, March 31, 2017, March 31, 2018, March 31, 2019 and March 31, 2020 amounting to Rs.1,066.68 Crore, Rs.1,184.81 Crore, Rs.1,359.19 Crore, Rs.1,481.63 Crore and Rs.1,526.00 Crore, respectively. On account of this treatment, there is a substantial decrease in the Net Worth of the Company. However, in the year of conversion of CCDs, this obligation will get reversed and correspondingly Net Worth will increase.

For and on behalf of the Board of Directors

## OVERVIEW OF THE CONSOLIDATED FINANCIAL STATEMENTS

Key highlights for the quarter & year ended March 31, 2020.

- Yearly Turnover for FY2020 increased to Rs.5,152.21 Crore against Rs.5,007.23 Crore in FY 2019, mainly due to EPC business ;

**Place : Nashik**  
**Date : June 15, 2020**

Sd/-  
**(ASHOK KATARIYA)**  
**Chairman**  
**(DIN: 00112240)**



## BOARD'S REPORT

Dear Members,

Ashoka Buildcon Limited

Your Directors have pleasure in presenting the 27<sup>th</sup> Annual Report ("the Report / this Report") along with audited financial statements of your Company, for the financial year ended March 31, 2020.

### Financial Results

The financial performance of your Company for the year ended March 31, 2020 is summarized below:

(Rs. in Lakh except EPS)

Particulars	Standalone		Consolidated	
	2019-20	2018-19	2019-20	2018-19
Total Receipts / Gross Sales and Operating Income	4,08,236.36	3,93,634.05	515,221.03	5,00,722.54
Profit Before Depreciation, Tax and Exceptional Items	64,511.57	54,018.94	62,601.79	44,898.83
Depreciation and Amortisation Expenses	11,112.77	7,627.13	29,978.26	25,823.28
Profit/(Loss) Before Tax & Exceptional Items	53,398.80	46,391.81	32,623.53	19,075.55
Provision for Taxation	14,684.56	13,073.18	16,587.69	17,090.68
Profit/(Loss) after tax	38,714.24	28,616.29	16,035.84	(4,028.47)
Share of Profit/(Loss) of subsidiaries transferred to Non-controlling Interest *	N. A.	N. A.	(495.66)	(682.45)
Total Comprehensive Income (post Non-controlling interest)	38,691.44	28,574.62	16,337.29	(3,407.59)
Balance carried to Balance sheet	38,714.24	28,616.29	16,531.50	(3,346.02)
Earnings per Equity Share (EPS)				
Basic (face value Rs.5/- each)	13.79	10.19	5.89	(1.19)
Diluted (face value Rs.5/- each)	13.79	10.19	5.89	(1.19)

\* Applicable only in case of consolidated financial statements.

### Performance of the Company during FY 2019-20

#### Projects update:

During the year under review, the Company has won Road Project on HAM basis worth Rs.2,035.50 Crore and Road Projects on EPC basis worth of Rs.1,079.52 Crore as detailed below. The Company also received Project in Smart Infrastructure/City Segment worth Rs.313.72 Crore as given in below table.

Name of the Project	Authority	Project Cost (Rs. Crore)
Conducting Survey, Supply of Poles & Installation, laying of the overhead and underground Optic Fiber Cable, on existing Electricity Poles, Supply, Installation, Testing and Commissioning of Non-IT items	SRIT India Private Limited / Kerala State Information Technology Infrastructure Limited	313.72
Development of Bundelkhand Expressway Project ("Package-III"): From Kaohari (Dist. Mahoba) to BaroliKharka (Dist. Hamirpur) (Km 100+000 to Km 149+000) in the State of Uttar Pradesh on EPC Basis	Uttar Pradesh Expressways Industrial Development Authority	1,079.52
Four laning of NH-161 from Kandi (Design Km 0.000) (Km 498.250 of NH-65) to Ramsanpalle (Design Km 39.980/Existing Km 44.757) (Design Length = 39.980 Km) in the State of Telangana under Bharatmala Pariyojna on Hybrid Annuity Mode	National Highways Authority of India	1,000.00
Four Laning of Tumkur-Shivamogga section from Km 119+790 (Design Km 121+900) to Km 166+100 (Design Km 170+415), Banwara to Bettadahalli section of NH-206 in the State of Karnataka, on Hybrid Annuity Mode under Bharatmala Priyojana (Package – III)	National Highways Authority of India	1,035.50

**The Company received extension of concession period / toll collection period for the following project:**

Project Name	Particulars
Construction of Katni Bypass on NH-7 from Km 361/2 to 378/6 around Katni Town in Madhya Pradesh, India on BOT Basis	<p>Hon'ble High Court had granted an additional concession period of Twenty Four days from 23.02.2020 to 18.03.2020</p> <p>By Hon'ble High court order dated Toll collection period has been extended for next 29 Months i.e. From 18.03.2020 to next 29 months i.e. 17.08.2022.</p> <p>The above matter is in Hon'ble High Court, Madhya Pradesh and is sub judice.</p>

Your Company has received appointed dates for its HAM Based Projects viz. Belgaum Khanapur Road, Mallasandra Karadi Road and Karadi Banwara Road awarded by NHAI.

The Company has received provisional completion certificate issued by the Authority's Engineer dated 10.11.2019 for Madhugiri – Mulbagal Road Project.

There is no change in the nature of business of the Company, during the year under review.

**Awards and Recognitions received by the Company during the year:**

Particulars	Name of the Award / Recognition
Construction Week India Awards	Project of The Year Award to Ashoka Buildcon Limited's Eastern Peripheral Expressway (Package IV)
Construction Week India Awards	Road Contractor of The Year Award to Ashoka Buildcon Limited
Construction Week India Awards	Infra Person of The Year Award to Satish Parakh, Managing Director
Ministry of Road Transport & Highways (MoRT&H) - National Highways Excellence Awards	Champion Award for Excellence in Toll Management to Ashoka Buildcon Limited's Hirebagewadi Toll Plaza
Ministry of Road Transport & Highways (MoRT&H) - National Highways Excellence Awards	Champion Award for Excellence in Highway Safety to Ashoka Buildcon Limited's Belgaum Dharwad Road Project
CIA Infra Awards	Best Safety Practices Award to Ashoka Buildcon Limited

Fire & Safety Association's Safe Tech National Award 2019	Best Safety Practices Award to Ashoka Buildcon Limited
Fire & Safety Association's Safe Tech National Award 2019	Safety Hero Award to Ashoka Buildcon Limited

**Future Outlook**

The global economy is witnessing challenges arising due to Covid-19 Pandemic and the Road Infrastructure sector is not isolated. The Pandemic, and the ensuing lockdown has adversely impacted the sector primarily attributable to the halting of construction activities across the country, lack of availability of labour, stoppage of toll collection, amongst others.

The government has announced various measures to protect/ safeguard liquidity, compensate contractors for the losses experienced during lockdown and provide additional loans for a smooth resumption of operations.

The Union Minister for Road Transport & Highways and MSMEs, in his communication dated April 07, 2020, has set a target of constructing roads worth Rs.15 lakh Crore in the next two years.

We expect many opportunities in the near and long term for the infrastructure sector in India. The government's ambitious infrastructure development programmes provide significant opportunities to boost economic development in the sector in coming years.

With relaxation in the lockdown restrictions, the construction activity has resumed at major projects sites by following the social-distancing norms and other health and hygiene measures. The operations are ramping up gradually across the sector. The economic activity has started to pick-up pace with toll collections also beginning to limp back to normalcy.

Toll revenues have gradually revived to reach over 70-75% pre-covid levels, led by improving commercial traffic even when many cities or state sections are not allowing traffic movement freely, and expect to reach pre-COVID collections in the coming months.

Our order book – which is Rs.8,981 Crore, ensuring strong visibility for the EPC segment for foreseeable future. We are well confident and also geared up to win BOT / HAM projects in the upcoming bids, which will ensure a steady growth in execution as well as our revenues in the long term.

We will continue to strive and remain focused on creating more value for all by venturing into new areas of infrastructure.



### Share Capital

The paid-up share capital as at March 31, 2020 stood at Rs.140.36 Crore. During the year under review, there is no change in the paid-up share capital of the Company. During the year under review, the Company has not issued any shares with differential voting rights or by way of rights issue or Sweat Equity shares or shares under ESOP. Further, it has not provided any money to its employees for purchase of its own shares hence the Company has nothing to report in respect of Rule 4(4), Rule 12(9) and Rule 16 of the Companies (Share Capital & Debentures) Rules, 2014.

### Debentures

Your Company had during FY 2018-19, allotted 1,500 rated, listed, unsecured 9.80% non-convertible debentures of Rs.10 Lakh each aggregating Rs.150 Crore for the tenure of 2 years 4 months and 4 days i.e. up to April 30, 2021. The Debentures were allotted to ICICI Prudential Ultra Short Term Fund on private placement basis and had been listed on BSE Ltd. in Whole-Sale Debt Market Segment. During the year under review, the Company has redeemed in full the NCDs worth Rs.150 Crore in March 2020.

### Dividend

The Board of Directors has not recommended a dividend this year. The amount of profits has been retained for future requirement of the Company for investment in capital of Subsidiaries / Project SPVs.

### Credit Rating of Company

#### CRISIL Limited has affirmed:

- CRISIL AA-/Stable to Long term rating,
- CRISIL A1 to short term rating

### Transfer to Reserves

No amount has been transferred to the General Reserve during the year.

### Public Deposits

During the financial year 2019-20, your Company had not accepted any deposit within the meaning of the provisions of Section 73 of the Companies Act, 2013 ("the Act") read with the Companies (Acceptance of Deposits) Rules, 2014.

### Capital Expenditure

As at March 31, 2020, the Gross Fixed Assets & Intangible Assets stood at Rs.788.92 Crore which include CWIP and Right of use of assets and net fixed assets and net intangible assets at Rs.358.57 Crore. Additions during year amounted to Rs.62.71 Crore.

### Audit Committee

The Audit Committee of the Board of Directors of the Company is duly constituted in accordance with the provisions of Section 177 of the Act read with Rule 6 and 7 of the Companies (Meetings of the Board and its Powers) Rules, 2014 and Regulation 18 of the SEBI (Listing Obligations & Disclosure Requirements) Regulations, 2015 ("LODR 2015"). The composition of the Audit Committee as on March 31, 2020 is as follows:

Sr. No.	Name	Designation
1	Albert Tauro	Chairman (Independent Director)
2	Sunanda Dandekar	Member (Independent Director)
3	Milap Raj Bhansali	Member (Executive Director)
4	Sharadchandra Abhyankar	Member (Independent Director)

All the recommendations of the Audit Committee during the year were accepted by the Board of Directors of the Company. For further details, please refer to the Corporate Governance Report forming part of the Report.

### Vigil Mechanism:

Your Company is committed to the highest standards of ethical, moral and legal business conduct. Accordingly, the Board of Directors has established a vigil mechanism by adopting a Whistle Blower Policy in compliance with the provisions of Section 177(9) and (10) of the Act and Regulation 22 of the LODR 2015. The Company has adopted a vigil mechanism to deal with genuine concerns of the employees and Directors. All employees and directors are made aware of the mechanism. The Company has established a system to ensure effective functioning of the mechanism.

The administration of the vigil mechanism is ensured through the Audit Committee. The Company's Vigil Mechanism / Whistle Blower Policy has been amended by the Board of Directors and the same is hosted on the website of the Company at [www.ashokabuildcon.com](http://www.ashokabuildcon.com)

### Policies / Codes of the Company:

The policies / Codes / hosted on the website of the Company at [www.ashokabuildcon.com](http://www.ashokabuildcon.com) are given in Corporate Governance Report forming part of this report.

### Subsidiaries

In accordance with Section 129 (3) of the Act and as per Indian Accounting Standards (Ind AS) 110, the Company has prepared the Consolidated Financial Statements of the Company and all its subsidiaries and associates which form part of the Report.

The salient features of financial statements of Subsidiary / Associates / Joint Ventures as per the Act are given in prescribed **Form AOC-1 as Annexure I** to the Board's Report.

#### During the year under review:

- The name of Ashoka Cuttack Angul Tollway Limited, a wholly owned subsidiary, has been struck off by the Registrar of Companies, New Delhi from the register of companies and the said Company is voluntarily wound up w.e.f. December 04, 2019.
- The Company acquired 1,60,16,100 equity shares of Rs. 10/- each fully paid of Ashoka GVR Mudhol Nipani Roads Limited. The remaining 600 shares are held by GVR Infra Projects Limited.
- The number of equity shares of the Company in Unison Enviro Private Limited (UEPL) increased to 5,17,28,586 shares retaining 51% stake in UEPL and balance 49% stake held by North Haven India Infrastructure Fund.
- The Company has won 2 projects on Hybrid Annuity Mode Basis and as per NHAI guidelines, the Company has incorporated the following Companies as its wholly owned subsidiaries as Special Purpose Vehicles for execution of the Projects viz.:
  - Ashoka Kandi Ramsanpalle Road Private Limited and
  - Ashoka Banwara Bettadahalli Road Private Limited
  - The Company has also incorporated one more subsidiary viz. Ashoka Purestudy Technologies Private Limited wherein the Company holds 51% stake in equity share capital of the subsidiary.

In accordance with the 4<sup>th</sup> proviso of Section 136(1) of the Act, the Annual Report of the Company, containing therein its standalone and the consolidated financial statements has been placed on the website of the Company, [www.ashokabuildcon.com](http://www.ashokabuildcon.com). Further, as per the 5<sup>th</sup> proviso of the said section, audited annual accounts of each of the subsidiary companies have also been placed on the website of the Company, [www.ashokabuildcon.com](http://www.ashokabuildcon.com). Shareholders interested in obtaining a copy of the audited annual accounts of the subsidiary companies may write to the Company Secretary at the Company's registered office address.

#### Disclosure relating to remuneration of Directors, Key Managerial Personnel and particulars of employees

In accordance with Section 178 and other applicable provisions of the Act read with the Rule 6 of the Companies (Meeting of Boards and its Powers) Rules, 2014 issued thereunder and Regulation 19 of the LODR, 2015, the Board of Directors at their meeting, held on 30th September, 2014 formulated the

Remuneration Policy of your Company on the recommendations of the Nomination and Remuneration Committee. The salient aspects covered in the Remuneration Policy, covering the policy on appointment and remuneration of Directors and other matters have been outlined in the Corporate Governance Report which forms part of the Report.

The Managing Director and Whole-time Directors of your Company do not receive remuneration from any of the subsidiaries of your Company. The information required under Section 197 of the Act read with the Companies (Appointment and Remuneration of Managerial Personnel) Rules, 2014 in respect of Directors/employees of your Company is set out in **Annexure III** to the Board's Report.

The Remuneration Policy of the Company is available on the website of the Company, [www.ashokabuildcon.com](http://www.ashokabuildcon.com).

#### Directors and Key Managerial Personnel

In compliance with the provisions of Sections 149, 152, Schedule IV and other applicable provisions of the Act read with the Companies (Appointment and Qualification of Directors) Rules, 2014, Sunanda Dandekar (DIN:07144108) had been appointed as an Independent Director on the Board of Directors of your Company to hold office for the second term of five (5) consecutive years from March 30, 2020 to March 29, 2025 with the period of office not liable to be determined by retirement of Directors by rotation.

Michael Pinto (DIN:00021565) retired as a Director of the Company w.e.f. April 01, 2019, on account of not seeking appointment for the second term.

Sanjay Londhe (DIN:00112604) and Milap Raj Bhansali (DIN:00181897) are liable to retire by rotation at the ensuing AGM pursuant to section 152(6)(c) of the Act read with the Companies (Appointment and Qualification of Directors) Rules, 2014 and the Articles of Association of the Company and being eligible have offered themselves for re-appointment.

Ashok Katariya (DIN: 00112240) has been re-appointed as the Whole-time Director, to be designated as the Chairman for a period of 2 years from April 01, 2020. Further, as per Section 196 and Schedule V of the Act the approval of the members has been obtained vide a special resolution for continuation of his office as a Whole-time Director, to be designated as the Chairman, upon attaining the age of 70 (seventy) years.

Satish Parakh (DIN: 00112324) and Sanjay Londhe (DIN: 00112604) have been re-appointed as Managing Director and Whole-time Director respectively for a period of 5 years from April 01, 2020.

Their appointments have been approved by the Members of the Company by way of Postal Ballot the results of which were



declared on June 11 2020.

Satish Parakh, Managing Director, Paresh Mehta, Chief Financial Officer and Manoj Kulkarni, Company Secretary have been recognized as the Whole-time Key Managerial Personnel of your Company in accordance with the provisions of sections 2(51) and 203 of the Act read with the Companies (Appointment and Remuneration of Managerial Personnel) Rules, 2014.

None of the Key Managerial Personnel has resigned during the year under review.

The Board of Directors at its meeting held on 23<sup>rd</sup> March, 2020, approved the appointment of Ashish Kataria (DIN: 00580763) (Non-Executive / Non-Independent ) and Mahendra Mehta (DIN: 07745442) (Non-Executive / Independent Director) as Additional Directors with effect from 1<sup>st</sup> April, 2020, and subsequently the Members of the Company vide resolutions on 11<sup>th</sup> June, 2020, passed through Postal Ballot have approved the appointment of Mr. Ashish Kataria as a Non-Executive Director liable to retire by rotation and appointment of Mr. Mahendra Mehta as an Independent Director for the first term of 5 consecutive years to hold the office of the Director not liable to retire by rotation effective from April 01, 2020.

The Independent Directors of your Company have confirmed that (a) they meet the criteria of Independence as prescribed under Section 149 of the Act and Regulation 16 of the Listing Regulations 2015; and (b) they are not aware of any circumstance or situation, which could impair or impact their ability to discharge duties with an objective independent judgment and without any external influence.

The Ministry of Corporate Affairs, with the objective of strengthening the institution of Independent Directors, has launched the Independent Directors Databank on 1st December, 2019 in accordance with the provisions of the Companies Act, 2013 by notification of Companies (Creation and Maintenance of databank of Independent Directors) Rules, 2019. This is to confirm that all the Independent Directors have registered themselves pursuant to said Notification.

Further, in the opinion of the Board, the Independent Directors fulfill the conditions prescribed under the Listing Regulations 2015 and are independent of the management of the Company.

The Board states that the Independent Directors appointed during the year are person of integrity and have adequate experience to serve as an Independent Director of the Company.

#### **Annual evaluation of Board's performance**

In terms of the provisions of the Act read with Rules issued thereunder and the LODR 2015, the Board of Directors had carried out the annual performance evaluation of the entire Board, Committees and all the Directors based on the criteria

laid down by the Nomination and Remuneration Committee. The criteria for evaluation of the Board performance have been mentioned in the Corporate Governance Report.

#### **Number of meetings of the Board**

The details of the number of Board meetings of your Company are set out in the Corporate Governance Report which forms part of the Report.

In terms of requirements of Schedule IV of the Act a separate meeting of Independent Directors for FY 2019-20 could not be held due to unprecedented situation arose in the month of March 2020 due to COVID-19 Pandemic. However a telephonic discussion was held among all the Independent Directors to review the performance of Non-independent Directors (including the Chairman), the entire Board and quality, quantity and timelines of the flow of information between the Management and the Board and Corporate Governance. The suggestions on corporate governance were given to the Board of Directors.

#### **Directors' Responsibility Statement**

To the best of knowledge and belief and according to the information and explanations obtained by them, your Directors make the following statements pursuant to Section 134(3)(c) read with section 134 (5) of the Act and confirm that :

- In the preparation of the annual accounts for the year ended March 31, 2020, the applicable accounting standards read with requirements set out under Schedule III to the Act, have been followed and there are no material departures from the same;
- The Directors have approved the accounting policies and the same have been applied consistently and have made judgment and estimates that are reasonable and prudent so as to give a true and fair view of the state of affairs of the Company as at March 31, 2020 and of the profit of the Company for the year ended on that date;
- Proper and sufficient care has been taken for the maintenance of adequate accounting records in accordance with the provisions of this Act for safeguarding the assets of the Company and for preventing and detecting fraud and other irregularities;
- The annual accounts have been prepared on a 'going concern' basis;
- Proper internal financial controls are followed by the Company and that such financial controls are adequate and are operating effectively; and
- Proper systems to ensure compliance with the provisions of all applicable laws are in place and such systems are adequate and operating effectively.

## Auditors and Auditors' Reports

### Statutory Auditors

The Shareholders of the Company, pursuant to the provisions of Section 139 of the Act and the Companies (Audit and Auditors) Rules, 2014, have appointed M/s. S R B C & CO LLP, Chartered Accountants, Mumbai, (Firm Registration No. 324982E/E300003), as the Statutory Auditors to hold office till the conclusion of the 29th Annual General Meeting ('AGM') of the Company to be held for FY 2021-22. They have confirmed that they are not disqualified from continuing as Auditors of the Company.

The Auditors' Reports on Standalone Financial Statements (SFS) and Consolidated Financial Statements (CFS) for the financial year 2019-20 do not contain any qualification, reservation or adverse remark except the following:

#### Remark:

- **According to the information and explanations given by the management the title deeds of immovable properties included in property, plant and equipment are held in the name of the company except for title deed in case of two buildings (Gross Block of Rs.151.64 Lakhs, Net Block Rs.123.51 Lakhs), for which transfer deed is yet to be executed in the name of the Company.**

#### Reply:

- **The one Building has been constructed on the freehold land which was purchased from APMC, Pune. The transfer of the said building to the Company is pending subject to approval of the APMC, Pune, since there is long pending litigation among the APMC Members, the NOC/approval is pending. The Company fully possesses the said Building. All the documents for registration in the name of the Company have already been submitted to the concerned authorities and regular follow-up is being made.**
- **Another building at Hilla Heights, Mumbai necessary documentation to close the transaction appropriately is being organized.**

There have been no instances of fraud reported by the Statutory Auditors under Section 143 (12) of the Companies Act, 2013 and the Rules framed thereunder either to the Company or to the Central Government.

### Cost Auditors

As per the requirements of the Section 148 of the Act read with the Companies (Cost Records and Audit) Rules, 2014 as amended from time to time, your Company is required to maintain cost records and get the cost records audited.

As per Section 148 and other applicable provisions of the Act read with Companies (Audit and Auditors) Rules, 2014, the Board of Directors of your Company appointed M/s. CY & Associates, Cost Accountants, (Firm Registration No. 000334) as the Cost Auditors for the financial year 2020-21 on the recommendations made by the Audit Committee to conduct the audit of cost records of the Construction segment of the Company.

The remuneration proposed to be paid to the Cost Auditors, subject to the ratification by the members at the ensuing AGM, would not exceed Rs.5,40,000/- (Rupees Five Lakh Forty Thousand only) plus applicable taxes and reimbursement of out of pocket expenses.

The consent has been received from M/s. CY & Associates, Cost Accountants, to act as the Cost Auditors of your Company for the financial year 2020-21 along with a certificate confirming their independence. Further pursuant to the provisions of the Act, the remuneration payable to the Cost Auditors is required to be placed before the Members in a general meeting for their ratification. Accordingly, a Resolution seeking Members' ratification for the remuneration payable to M/s CY & Associates, Cost Accountants, is included in the Notice convening the 27th Annual General Meeting.

### Secretarial Auditors

Pursuant to the provisions of Section 204 of the Act read with the Companies (Appointment and Remuneration of Managerial Personnel) Rules, 2014, your Company had appointed M/s. S. Anantha & Ved LLP (LLPIN: AAH8229) Practising Company Secretaries to conduct the Secretarial Audit of your Company. The Secretarial Audit Report is annexed herewith as **Annexure – IV** to the Board's Report.

There are no observations / remarks or qualifications in the Secretarial Audit Report for FY2019-20 except the following:

- **Remark:** Delay in filing of E-forms with the Ministry of Corporate Affairs in few instances in respect of which the Company paid the additional fee and complied with the requirement.
- **Reply:** There was delay in filing few e-forms due to circumstances beyond control. However such forms were filed with additional filing fees as prescribed under the Act and compliance has been regularized. The necessary steps have been taken to avoid delay in filing of e-forms with MCA in future.
- **Remark:** The Company had received an e-mail from National Stock Exchange of India Limited (NSE) on 04th July, 2019; intimating that as per Regulation 44 of SEBI (Listing Obligations and Disclosure Requirements)



Regulations, 2015, the listed entity shall submit to the stock exchange, within 48 hours of conclusion of its General Meeting, details regarding the voting results in the format specified by SEBI. However the Company has submitted the voting results of the Postal Ballot concluded on 01st July, 2019 after 48 hours of conclusion.

- **Reply:** In this connection, the Company had submitted the reply on 6<sup>th</sup> July, 2019 to NSE clarifying the reasons for the delay in submission of postal ballot result which were beyond the control of the Company. Due to heavy rains in Mumbai, Government of Maharashtra declared a holiday and the process of compiling data got delayed due to this unexpected interruption. This had resulted in slight delay in submission to NSE. NSE has not further communicated to the Company in this regard.

#### **Reconciliation of share capital audit:**

As directed by the Securities and Exchange Board of India (SEBI), Reconciliation of Share Capital Audit has been carried out at the specified period, by a Practising Company Secretary.

#### **Internal Auditors**

M/s. Patil Hiran Jajoo, Chartered Accountants and M/s Suresh Surana & Co. LLP, had been appointed as Internal Auditors of the Company for FY2019-20 and the reports of the Internal Auditors are reviewed by the Audit Committee from time to time. The observations and suggestions of the Internal Auditors are reviewed and necessary corrective/preventive actions are taken in consultation with the Audit Committee.

The Company has appointed M/s. Patil Hiran Jajoo, Chartered Accountants, Nashik and M/s Suresh Surana & Co. LLP, Mumbai as Joint Internal Auditors for FY 2020-21.

#### **Audits and internal checks and balances**

M/s S R B C & CO. LLP, Chartered Accountants, audit the accounts of the Company.

The Company has independent internal auditors who review internal controls and operating systems and procedures. A dedicated Legal Compliance ensures that the Company conducts its businesses with legal, statutory and regulatory compliances. The Company has instituted a legal compliance programme in conformity with requirements of the Act to ensure that there exists a system which is adequate and operates effectively and efficiently. This system covers various statutes, such as industrial and labour laws, taxation laws, corporate and securities laws and health, safety and environment regulations.

#### **Adequacy of Internal Financial Controls with reference to the financial statements:**

The Companies Act, 2013 re-emphasizes the need for an effective

Internal Financial Control System (IFC) in the Company which should be adequate and shall operate effectively. The Company has an Internal Control System including Internal Financial Controls, commensurate with the size, scale and complexity of its operations as approved by the Audit Committee and the Board. The Internal Financial Controls are adequate and working effectively. The scope and authority of the Internal Audit is laid down by the Audit Committee and accordingly the Internal Audit Plan is approved.

To ensure effective Internal Financial Controls the Company has its own process driven framework for the year ended 31st March, 2020. The Company has appointed joint Internal Auditors. The Internal Auditors monitor and evaluate the adequacy of internal control system in the Company, its compliance with operating systems, accounting procedures and policies at all locations of the Company. Based on the report of internal audit, concerned departments undertake corrective action, if any, in their respective areas and thereby strengthen the controls. Significant audit observations and corrective actions thereon are presented to the Audit Committee. The Board is of the opinion that the Company has a process in place to continuously monitor the existing controls and identify gaps, if any, and implement new and /or improved controls wherever the effect of such gaps would have a material effect on the Company's operation.

#### **INVESTOR EDUCATION AND PROTECTION FUND (IEPF):**

The Company has transferred a sum of Rs.15,486/- during the year under review to the Investor Education and Protection Fund established by the Central Government (IEPF). The said amount represents Unclaimed Dividend (interim) for the year 2012-2013 with the Company for a period of 7 years from their respective due dates of payment.

#### **TRANSFER OF SHARES TO IEPF**

As required under Section 124 of the Companies Act, 2013, 712 Equity shares, in respect of which dividend has not been claimed by the members for Seven (7) consecutive years, have been transferred by the Company to IEPF during the year under review. The details of shares transferred have been uploaded on the website of IEPF as well as the Company.

#### **Familiarisation Programme for Independent Directors**

Pursuant to the requirement of Regulation 25(7) of the LODR 2015, the Company needs to formally arrange Induction or Familiarization Programme for Independent Directors to familiarize them with their role, rights and responsibility as Directors, the working of the Company, nature of the industry in which the Company operates, business model etc. The details are mentioned in the Corporate Governance Report which is a part of the report. The Familiarisation Programme for

Independent Directors of the Company is hosted on the website of the Company at [www.ashokabuildcon.com](http://www.ashokabuildcon.com)

### **Declaration of independence**

Your Company has received declarations from all the Independent Directors confirming that they meet the criteria of independence as prescribed under the provisions of the Companies Act, 2013 read with the Schedules and Rules issued thereunder as well as Regulation 16(1)(b) of Listing Regulations (including any statutory modification(s) or re-enactment(s) for the time being in force)

### **Remuneration Policy**

The Board has, on the recommendation of the Nomination and Remuneration Committee framed a policy for selection, appointment and remuneration of Directors and KMPs. The Remuneration Policy is stated in the Corporate Governance Report and is also available on the website of the Company at [www.ashokabuildcon.com](http://www.ashokabuildcon.com)

### **Prevention of Insider Trading**

The Company has also adopted a code of conduct for prevention of insider trading. All the Directors, senior management employees and other employees who have access to the unpublished price sensitive information of the Company are governed by this code. During the year under report, there has been due compliance with the said code of conduct for prevention of insider trading based on the SEBI (Prohibition of Insider Trading) Regulations 2015. The Board of Directors has adopted the amended Code of Conduct pursuant to the SEBI (Prohibition of Insider Trading) (Amendment) Regulations, 2018 which is effective from 1st April, 2019.

### **Insurance**

The Company's plant, property, equipment and stocks are adequately insured against major risks. The Company has appropriate liability insurance. The Company has also taken Directors' and Officers' Liability Policy to provide coverage against the liabilities arising on them.

### **Disclosure on confirmation on the Secretarial Standards**

Your Directors confirm that the Secretarial Standards issued by the Institute of Company Secretaries of India have been duly complied with.

### **Related party transactions**

All Related Party Transactions that were entered into during the financial year were in compliance with the requirement of the Act and the Rules framed thereunder and LODR 2015. All Related Party Transactions are placed before the Audit Committee, the Board of Directors and Shareholders, as the case may be, for approval. During the financial year 2019-20,

your Company entered into transactions with related parties as defined under Section 2(76) of the Act read with the Companies (Specification of Definitions Details) Rules, 2014, which were in the ordinary course of business and on arm's length basis and in accordance with the provisions of the Act, Rules issued thereunder and Regulation 23 of the LODR 2015.

During the financial year 2019-20, there were no materially significant Related Party Transactions entered into by the Company with Promoters, Directors, Key Managerial Personnel, which may have a potential conflict with the interest of the Company at large. However, the Company had entered into materially significant related party transaction with Ashoka Bettadahalli Shivamogga Road Private Limited, a step down subsidiary, for rendering services on EPC basis for Rs.1,049.40 Crore. The Company had also entered into materially significant transaction with Ashoka Kandi Ramsanpalle Road Private Limited and Ashoka Banwara Bettadahalli Road Private Limited, both wholly owned subsidiaries of the Company aggregating Rs.1,332 Crore during the year under review.

The details of the related party transactions are set out in Note No. 48 to the standalone financial statements forming part of the Report.

The Form AOC-2 pursuant to Section 134(3)(h) of the Act read with Rule 8(2) of the Companies (Accounts) Rules, 2014 in respect of disclosure of contracts/arrangements with related parties under section 188 is set out as **Annexure II** to the Board's Report.

### **Particulars of loans given, investments made, guarantee given and securities provided under Section 186 of the Act**

The details of loans, guarantees and investments under Section 186 of the Act read with the Companies (Meetings of Board and its Powers) Rules, 2014 are as follows:

- a) Details of investments made by the Company in equity/preference shares and compulsorily convertible debentures, as on March 31, 2020 (including investments made in the previous years) are mentioned in Note No. 4 to the standalone financial statements.
- b) Details of loans given by the Company to its Subsidiaries and Joint Ventures as on March 31, 2020 are mentioned in Note No. 39 to the standalone financial statements.
- c) Outstanding Corporate Guarantees issued by the Company as on March 31, 2020 aggregating Rs.403.39 Crore. No New Corporate Guarantee was issued in the year under review.

### **Extract of Annual Return**

The details forming part of the extract of the Annual Return in Form MGT- 9 in accordance with Section 92(3) of the Act read



with the Companies (Management and Administration) Rules, 2014, are set out herewith as Annexure V to the Board's Report. The Annual Return is available at [www.ashokabuildcon.com](http://www.ashokabuildcon.com).

### Corporate Social Responsibility

The Company continues to believe in operating and growing its business in a socially responsible way. This belief forms the core of the CSR policy of the Company that drives it to focus on holistic development of its host community and immediate social and environmental surroundings qualitatively. Hence in Accordance with the requirements of Section 135 of the Act, your Company has constituted a Corporate Social Responsibility Committee ("CSR Committee"). The composition and terms of reference of the CSR Committee are provided in Corporate Governance Report. The Company has framed Corporate Social Responsibility policy which is available at [www.ashokabuildcon.com](http://www.ashokabuildcon.com).

The Company was required to spend Rs.6.10 Crore on CSR activities for FY 2019-20 and a cumulative amount of Rs.2.18 Crore had remained unspent on CSR activities for previous years. However, the Company had spent Rs.8.34 Crore during FY 2019-20. The Company has thus spent the entire amount required to be spent on CSR activities in FY2019-20 and unspent amount carried forward from previous years has also been fully spent in FY2019-20 aggregating Rs.8.34 Crore, thereby complying the provisions of Section 135 of the Act.

Annual Report on CSR activities as required under the Companies (Corporate Social Responsibility Policy) Rules, 2014 has been annexed as **Annexure VI** to the Board's report.

### Policy on prevention of sexual harassment

The Company is an equal opportunity employer and consciously strives to build a work culture that promotes dignity of all employees. As required under the provisions of the Sexual Harassment of Women at Workplace (Prevention, Prohibition and Redressal) Act, 2013 and Rules framed there under, the Company has implemented a policy on prevention, prohibition and redressal of sexual harassment at the workplace. All women, permanent, temporary, trainees or contractual women staff including those of service providers is covered under the policy. The Company has provided a safe and dignified work environment for employee which is free of discrimination. The objective of this policy is to provide protection against sexual harassment of women at workplace and for redressal of any such complaints of harassment.

An Internal Sexual Harassment Committee comprising management staff has been set up at office and Project locations, which includes three women to redress complaints relating to sexual harassment. The Committee also includes an outside woman representative from an NGO. During the year under

review no case was reported under the said policy.

### Disclosure as per Section 22 of Sexual Harassment of Women at Workplace (Prevention, Prohibition and Redressal) Act, 2013 is given below.

Pursuant to the requirements of Section 22 of Sexual Harassment of Women at Workplace (Prevention, Prohibition and Redressal) Act, 2013 read with the Rules thereunder, it is hereby declared that the Company has not received any complaint of sexual harassment during the year under review. Further, the Company conducts awareness programme at regular interval of time.

### Disclosure under section 134 (3) (l) of the Act

Except as disclosed elsewhere in the report, there have been no material changes and commitments which can affect the financial position of the Company between the end of the financial year of the Company and date of the report.

### Conservation of energy, technology absorption, foreign exchange earnings and outgo

The information on Conservation of Energy, Technology Absorption, Foreign Exchange Earnings and Outgo as stipulated under section 134 of the Act read with the Companies (Accounts) Rules, 2014 is as follows:

#### Conservation of energy

The Company does not have any manufacturing facility;

The other particulars required to be provided in terms of Section 134(3)(m) of the Act read with Rule 8 of the Companies (Accounts) Rules, 2014 are not applicable.

Nevertheless, during the period the Company continued its endeavor to conserve energy through various modes. Energy conservation continues to be a focus area for the Company. Energy conservation measures are meticulously followed and conform to the highest standards.

Sr. No.	Particulars	Remarks
I	Steps taken or impact on conservation of energy	In view of business activities of the Company, no substantial steps are required to be taken for conservation of energy other than those actually implemented by the Company
II	Steps taken by the Company for utilizing alternate source of energy	In view of business activities of the Company, no substantial steps are required to be taken for conservation of energy other than those actually implemented by the Company

Sr. No.	Particulars	Remarks
III	The capital investment on energy conservation equipment	-

**(B) Technology Absorption, Adoption and Innovation, Efforts made, Benefits derived, Import of Technology:**

Sr. No.	Particulars	Remarks
i	the efforts made towards technology absorption	No specific efforts made other than in the ordinary course of execution of the Project
ii	the benefits derived like product improvement, cost reduction, product development or import substitution	N.A.
iii	in case of imported technology (imported during the last three years reckoned from the beginning of the Financial Year	N.A.
	the details of technology imported	N.A.
	the year of import	N.A.
	Whether the technology fully absorbed	N.A.
	If not fully absorbed, areas where absorption has not taken place, reasons thereof	N.A.
iv	The expenditure on Research and Development	Nil

**DETAILS OF FOREIGN EXCHANGE EARNINGS AND EXPENSES**

There are no earnings in foreign currency during the year under review.

The expenses in foreign exchange are as follows:

Particulars	Amount (Rs. in lakh)
Tender & Survey Fees	7.20
Travelling Expenses	28.22

**Details on Internal Financial Controls**

- The Company has in place adequate internal financial controls, some of which are outlined below.

- Your Company has adopted accounting policies which are in line with the Accounting Standards prescribed in the Companies (Indian Accounting Standards) Rules, 2015 that continue to apply under Section 133 and other applicable provisions of the Act to the extent applicable. These are in accordance with generally accepted accounting principles in India including Indian Accounting Standards (IND AS). Changes in policies, if any, are approved by the Audit Committee in consultation with the Auditors.
- The policies to ensure uniform accounting treatment are prescribed to the subsidiaries of your Company. The accounts of the subsidiary companies are audited and certified by the respective Auditors of the Subsidiaries for consolidation.
- Your Company has implemented new ERP (SAP) during the financial year 2018-19 and is being used regularly and effectively.
- The opportunity presented by the emergence of Digital Technologies is one of the key strategic enablers to our sustainable growth. As a step towards process simplification, integration and speed, we have implemented the SAP S4 – HANA platform. This has enabled the organisation with a single source for financial accounting, costing, and asset accounting through Integrated System under SAP S4/HANA architecture.
- The Management periodically reviews the financial performance of your Company against the approved plans across various parameters and takes appropriate action, wherever necessary. Internal Auditors have been appointed who report on quarterly basis on the processes and system of accounting of the Company. The observations, if any, of the Internal Auditors, are resolved to their satisfaction and are implemented across all the sites. During the year the internal financial controls were reviewed and tested by a reputed firm of Chartered Accountants who report on quarterly basis on the process and systems of accounting and other operational processes of the Company. The main thrust of internal audit is to test and review controls, appraisal of risks and business processes, besides benchmarking controls with best practices in the industry.

**Particulars of Employees**

The information required pursuant to Section 197 of Companies Act, 2013 read with Rule 5 of the Companies (Appointment and Remuneration of Managerial Personnel) Rules, 2014 in respect of employees of the Company, will be provided upon request. In terms of Section 136 of Companies Act, 2013 the Report and Accounts are being sent to the Members and others entitled thereto, excluding the information on employees' particulars which is available for inspection by the Members at the Registered Office of the Company during business



hours on working days of the Company up to the date of the ensuing Annual General Meeting. If any Member is interested in obtaining a copy thereof, such Member may write to the Company Secretary in this regard.

### Management Discussion and Analysis

Management Discussion and Analysis is given in a separate section forming part of the Report.

### Corporate Governance

The report on Corporate Governance as stipulated under the LODR 2015 forms an integral part of the report and the requisite Certificate duly signed by the Practising Company Secretary confirming compliance with the conditions of Corporate Governance is attached to the report.

### BUSINESS RESPONSIBILITY REPORT

As stipulated under the LODR 2015, the Business Responsibility report describing the initiatives taken by the Company from environmental, social and governance perspective is attached as part of the Report as Annexure IX to the Board's Report.

### General

Your Directors state that no disclosure or reporting is required in respect of the following items as there were no transactions on these items during the year under review:

- Details relating to deposits covered under Chapter V of the Act.
- Issue of equity shares with differential rights as to dividend, voting or otherwise.
- Issue of shares (including sweat equity shares) to employees of the Company under any scheme;
- Receipt of any remuneration or commission by the Managing Director, the Whole-time Directors of the Company from any of its subsidiaries.
- No significant or material orders were passed by the Regulators or Courts or Tribunals which impact the going concern status and Company's operations in future.
- No fraud has been reported by the Auditors to the Audit Committee or the Board.

- The Company does not have any scheme of provision of money for the purchase of its own shares by employees or by trustees for the benefit of employees.
- Secretarial Standards are issued by the Institute of Company Secretaries of India (ICSI), one of the premier professional bodies in India. The Company complies with the Secretarial Standards.

### Acknowledgement

Your Directors take this opportunity to thank various Government Authorities, including National Highways Authority of India, Ministry of Road Transport & Highways, Public Works Departments, Road Development Corporations of the various States, Power Distribution Corporations of various States where we have operations, Central and State Governments for their support, continuous co-operation and guidance.

Your Directors also thank the Ministry of Corporate Affairs, BSE Limited, National Stock Exchange of India Limited, Regulatory Authorities, Financial Institutions and Banks, Credit Rating Agencies, Shareholders, Contractors, vendors, and business associates for their continuous support during the year and look forward for their support in future as well.

The Directors would also like to place on record their appreciation for the contribution and dedication of the employees of the Company at all levels to the Company's growth.

For and on behalf of the Board of Directors

Place : Nashik  
Date : June 15, 2020

Sd/-  
(ASHOK KATARIYA)  
Chairman  
(DIN: 00112240)

**Annexure I – Form AOC-1**  
[Pursuant to first proviso to sub-section (3) of section 129 read with Rule 5 of Companies (Accounts) Rules, 2014]  
**STATEMENT CONTAINING SALIENT FEATURES OF THE FINANCIAL STATEMENT OF SUBSIDIARIES /**  
**ASSOCIATES / JOINT VENTURES (MARCH 31, 2020)**  
**Part “A”: Subsidiaries**

Sr.No.	Name of Subsidiary	Reporting Currency	Share Capital	Reserves & Surplus	Total Assets	Total Liabilities	Investments	Turnover/ Total Income	Profit Before Taxation	Provision for Taxation	Profit After Taxation	Proposed Dividend	% Shareholding
1	Ashoka Concessions Limited	INR	100.00	1,46,580.35	2,31,641.01	84,960.66	1,96,074.16	7,584.81	-21,999.02	46.47	-22,045.49		66.00
2	Ashoka Highways (Durg) Limited	INR	2,971.52	2,579.59	43,654.90	38,103.79	-	7,994.01	-1,758.51	-	-1,758.51		33.66
3	Ashoka Highways (Bhandara) Limited	INR	2,611.31	-13,857.90	36,620.73	47,867.32	-	7,214.58	-2,881.86	-	-2,881.86		33.66
4	Ashoka Belgaum Dharwad Tollway Limited	INR	251.01	-26,069.30	1,01,177.66	1,26,995.95	-	9,112.51	-6,801.54	-	-6,801.54		66.00
5	Ashoka Dhankuni Kharagpur Tollway Limited	INR	343.42	-61,157.07	3,46,278.60	4,07,092.25	-	36,618.12	-17,675.44	-	-17,675.44		66.00
6	Ashoka Sambalpur Baragadh Tollway Limited	INR	248.88	23,105.03	1,18,158.14	94,804.23	-	6,823.37	-5,892.61	-	-5,892.61		66.00
7	Jaora Nayagaon Toll Road Company Private Limited	INR	28,700.00	6,321.15	92,403.54	57,382.39	700.00	19,059.10	5,087.22	-905.23	5,992.45		35.18
8	Ashoka DSC - Katni Bypass Road Limited	INR	300.00	-3,378.91	1,247.87	4,326.77	310.97	136.78	-360.56	154.18	-514.74		99.89
9	Ashoka GVR Mudhol Nipani Roads Limited	INR	5,523.00	5,851.19	29,982.61	18,608.42	-	5,401.56	1,772.59	309.46	1,463.13		100.00
10	Ashoka Bagewadi Saundatti Road Limited	INR	2,825.00	7,575.20	29,314.01	18,913.81	-	6,133.57	2,340.19	408.93	1,931.26		100.00
11	Ashoka Hungund Talikot Road Limited	INR	2,250.00	6,190.82	27,673.43	19,232.61	-	5,498.54	1,988.70	364.59	1,624.11		100.00
12	Ashoka Kandi Ramsampalle Road Private Limited	INR	5.00	-5.96	15.39	16.35	-	-	-5.96	-	-5.96		100.00
13	Ashoka Kharar Ludhiana Road Limited	INR	7,500.00	10,073.00	73,340.69	55,767.69	-	23,936.94	563.13	98.39	464.74		66.00
14	Ashoka Ranastalam Anandapuram Road Limited	INR	5,489.50	8,977.25	70,194.45	55,727.70	-	54,957.46	2,215.80	-401.67	2,617.48		66.00
15	Ashoka Khairatunda Barwa Adda Road Limited	INR	2,851.00	1,657.15	19,624.76	15,116.61	-	38,180.30	1,518.98	-	1,518.98		66.00
16	Ashoka Mallasandra Karadi Road Private Limited	INR	3,533.00	650.23	16,457.12	12,273.89	-	19,541.55	613.86	0.02	613.84		66.00
17	Ashoka Karadi Banwara Road Private Limited	INR	3,866.00	1,041.25	19,502.02	14,594.77	-	24,409.80	849.82	-	849.82		66.00
18	Ashoka Belgaum Khanapur Road Private Limited	INR	3,089.00	1,120.21	24,606.90	20,397.69	-	24,656.77	944.69	-	944.69		66.00
19	Ashoka Ankleshwar Manubhar Expressway Private Limited	INR	6,001.00	4,918.87	45,691.47	34,771.60	-	38,993.22	2,053.25	2,138.76	-85.51		66.00
20	Ashoka Bettadahalli Shivamogga Road Private Limited	INR	5.00	-0.78	4.83	0.61	-	-	-0.78	-	-0.78		66.00
21	Viva Highways Limited	INR	980.82	42,767.29	56,896.01	13,147.89	23,519.28	3,930.54	387.62	87.07	300.55		100.00
22	Ashoka Infrarways Limited	INR	100.00	4,565.64	10,300.72	5,635.08	1,243.88	1,486.67	315.70	3.43	312.26		100.00
23	Ashoka Infrastructure Limited	INR	1,975.00	-7,753.03	527.10	6,305.13	-	3.23	-65.63	-	-65.63		100.00
24	Viva Infrastructure Limited	INR	10.00	-3,440.16	9,211.57	12,641.73	5,698.14	577.83	-1,195.45	-0.04	-1,195.40		100.00
25	Ashoka Pre-con Private Limited	INR	448.79	-87.19	381.67	20.08	-	144.12	-1.73	-	-1.73		51.00
26	Ashoka Technologies Private Limited	INR	1.00	31.28	32.47	0.19	-	0.72	0.23	-	0.23		100.00
27	Unison Enviro Private Limited	INR	10,142.86	-1,576.41	9,835.15	1,268.70	-	791.01	-1,156.75	-263.99	-892.77		51.00
28	Ashoka Highways Research Centre Private Limited	INR	1.00	-10.92	1.52	11.44	-	0.20	-2.15	-	-2.15		100.00
29	Ashoka Aerospace Private Limited	INR	1.00	-2.98	0.32	2.31	-	-	-0.86	-	-0.86		100.00
30	Ranagiri Natural Gas Private Limited	INR	1.00	-3.11	0.41	2.51	-	-	-1.14	-	-1.14		100.00
31	Blue Feather Infotech Private Limited	INR	1.00	-4.22	1,375.92	1,379.14	-	-	-0.61	-	-0.61		100.00
32	Ashoka Endurance Road Developers Private Limited	INR	1.00	462.10	2,320.96	1,857.86	-	8,742.88	618.89	155.40	463.50		100.00
33	Ashoka Path Nirman (Nashik) Private Limited	INR	1.00	-3.71	0.89	3.60	-	-	-1.33	-	-1.33		100.00
34	Tech Berater Private Limited	INR	1.00	18.26	19.85	0.59	-	2.50	1.68	0.01	1.67		74.00
35	Ashoka Purestudy Technologies Private Limited	INR	5.00	-0.22	4.99	0.21	-	-	-0.22	-	-0.22		51.00



**Annexure I - Form AOC-1**

[Pursuant to first proviso to sub-section (3) of section 129 read with Rule 5 of Companies (Accounts) Rules, 2014]  
**STATEMENT CONTAINING SALIENT FEATURES OF THE FINANCIAL STATEMENT OF SUBSIDIARIES /  
ASSOCIATES / JOINT VENTURES (MARCH 31, 2020)**

**Part "B": Associates / Joint Ventures***Amount (Rs.Lakh)*

Sr. No.	Name of Associates / Joint Ventures	1	2	3	4	5
		Abhijeet Ashoka Infrastructure Private Limited	GVR Ashoka Chennai ORR Limited	PNG Tollway Limited	Mohan Mutha - Ashoka Buildcon LLP	Cube Ashoka JV Co.
1	<b>Latest Audited Balance Sheet Date</b>	31.03.2020	31.03.2020	31.03.2020	31.03.2020	31.03.2020
2	<b>Shares Of Associates / Joint Venture held by the Company on the Year End</b>					
	i) Number	40,00,000	9,45,00,000	439,66,000	-	-
	ii) Amount of Investment in Associate / Joint Venture	1,559.50	9,482.79		148.86	0.35
	iii) Extent of Holding	50%	50%	26%	50%	40%
3	Description of how there is significant Influence	The Company holds more than 20% of total voting power	The Company holds more than 20% of total voting power	The Company holds more than 20% of total voting power	The Company holds more than 20% of total voting power	The Company holds more than 20% of total voting power
4	Reason why the associates / Joint Venture is not Consolidated	Accounted as per IND AS 28, share of profit considered under equity method	Accounted as per IND AS 28, share of profit considered under equity method	-	share capital considered	Ratio in profit/loss considered
5	Net worth attributable to shareholding as per latest audited Balance Sheet	2,375.76	15,123.60	-	-	-
6	Profit / Loss for the Year	(505.83)	2,577.50	-	-	-
	i) Considered in Consolidated	(252.92)	1,288.75	-	-	-
	ii) Not Considered in Consolidation	Considered	Considered	NIL as full investment value written off	-	-

For and on behalf of the Board of Directors

Place : Nashik  
Date : June 15, 2020

Sd/-  
**(ASHOK KATARIYA)**  
Chairman  
(DIN: 00112240)

## Annexure II - Form AOC-2

(Pursuant to clause (h) of sub-section (3) of section 134 of the Act and Rule 8(2) of the Companies (Accounts) Rules, 2014)  
Form for disclosure of particulars of contracts/arrangements entered into by the company with related parties referred to in sub-section (1) of section 188 of the Companies Act, 2013 including certain arms length transactions under third proviso thereto

## 1. Details of contracts or arrangements or transactions not at arm's length basis:

Sr. No.	Name of the Related Party	Nature of Contracts/ Arrangements/ Transactions:	Durations of the Contracts / Agreements/ Transactions	Salient Terms of the Contracts or Arrangements or Transactions including the Value, if any	Justification for entering into such contracts or arrangements or transactions if any	Date(s) of approval by the Board, if any	Amount paid as advances, if any	Date on which the special resolution was passed in general meeting as required under first proviso to section 188
Not Applicable								
2. Details of material contracts or arrangement or transactions at arm's length basis:								
Sr. No.	Name of the Related Party	Nature of Relationship	Nature of Contracts / Agreements / Transactions	Durations of the Contracts / Agreements / Transactions	Salient Terms of the Contracts or Arrangements or Transactions.	Amount of Transaction (Rs. In Lakh)	Date(s) approval by the Board, if any	Amount paid as advances, if any (Rs. In Lakhs)
1	Ashoka Infrayways Limited	Wholly Owned Subsidiary	Availing or rendering of any services	As per terms of Contract	EPC Contract for residential projects at Goa, Nasik and other new housing projects	788.10	6-Mar-17	Nil
2	Ashoka Bagewadi Saundatti Road Limited	Wholly Owned Subsidiary	Availing or rendering of any services	As per terms of Contract	EPC Contract	1,624.53	22-Jan-16	Nil
3	Ashoka Hungund Talikot Road Limited	Wholly Owned Subsidiary	Availing or rendering of any services	As per terms of Contract	EPC Contract	1,408.13	22-Jan-16	Nil
4	Ashoka Concessions Limited	Subsidiary	Availing or rendering of any services	As per terms of Contract	EPC for Operation & Maintenance work - Sub Contractor	3,109.73	6-Mar-17	Nil
5	Ashoka GVR Mudhol Nipani Roads Limited	Subsidiary	Availing or rendering of any services	As per terms of Contract	Main EPC contract approved in 2013 / extra items or change of scope by the Authority	1,340.49	6-Mar-17	Nil
6	Ashoka Belgaum Dharwad Tollway Limited	Step-down subsidiary	Availing or rendering of any services	As per terms of Contract	EPC Contract for overlay on the Road as per requirement of Authority	3,222.05	30-May-17	Nil
7	Ashoka Dhankuni Kharagpur Tollway Limited	Step-down subsidiary	Availing or rendering of any services	As per terms of Contract	EPC Contract for overlay on the Road as per requirement of Authority	5,988.09	6-Mar-17	Nil
8	Ashoka Kharar Ludhiana Road Limited	Step-down subsidiary	Availing or rendering of any services	As per terms of Contract	As per main EPC Contract for execution of Road Project	14,643.78	4-Nov-16	Nil
9	Ashoka Ranastalam Anandapuram Road Limited	Step-down subsidiary	Availing or rendering of any services	As per terms of Contract	EPC contract dated 03.06.2017	45,474.38	30-May-17	Nil
10	GVR Ashoka Chennai ORR Limited	Associate	Availing or rendering of any services	As per terms of Contract	Main EPC contract and also new O&M / Change of Scope by the Authority.	609.81	6-Mar-17	Nil
11	Unison Enviro Private Limited	Subsidiary	Availing or rendering of any services	As per terms of Contract	EPC contract dated 20.02.19	3,547.65	30-Jan-19	593.41
12	Ashoka Khairatunda Barwa Adda Road Limited	Step-down subsidiary	Availing or rendering of any services	As per terms of Contract	Main EPC Contract for execution of the Road Project	20,253.07	29-May-18	1,161.32
13	Ashoka Karadi Banwara Road Private Limited	Step-down subsidiary	Availing or rendering of any services	As per terms of Contract	Main EPC Contract for execution of the Road Project	33,820.03	29-May-18	2,930.88
14	Ashoka Mallasandra Karadi Road Private Limited	Step-down subsidiary	Availing or rendering of any services	As per terms of Contract	Main EPC Contract for execution of the Road Project	14,986.57	29-May-18	2,740.36
15	Ashoka Belgaum Khanapur Road Private Limited	Step-down subsidiary	Availing or rendering of any services	As per terms of Contract	Main EPC Contract for execution of the Road Project	21,097.31	15-Mar-19	1,977.11
16	Ashoka Ankleshwar Manubar Expressway Private Limited	Step-down subsidiary	Availing or rendering of any services	As per terms of Contract	Main EPC Contract for execution of the Road Project	32,278.82	29-May-18	2,075.68
17	BIPL ABL JV	Joint operations	Availing or rendering of any services	As per terms of Contract	EPC contract	2,769.58	5-Jan-16	Nil
18	ABL BIPL JV	Joint operations	Availing or rendering of any services	As per terms of Contract	EPC contract	837.81	18-Jun-15	Nil



19	ABL STS Joint Venture	Joint operations	Availing or rendering of any services	As per terms of Contract	EPC contract	19,130.67	2-Jun-18	Nil
20	Ashoka Highways (Bhandara) Limited	Stepdown Subsidiary	Availing or rendering of any services	As per terms of Contract	EPC contract	1,145.16	15-Mar-19	Nil
21	Ashoka Highways (Durg) Limited	Stepdown Subsidiary	Availing or rendering of any services	As per terms of Contract	EPC contract	47.38	15-Mar-19	Nil
22	Ashoka Universal Warehousing LLP wherein Promoters/Relatives of Promoters / Directors interested	LLP wherein Promoters/Relatives of Promoters / Directors interested	Availing or rendering of any services	As per terms of Contract	EPC contract	416.31	15-Mar-19	Nil
23	Ashoka Builders (Nasik) Private Limited	Entity wherein Directors/Promoters are interested	Availing or rendering of any services	Reimbursement of expenses incurred on behalf of the Company as the Company is in possession of the premises		2.18	N.A.	Nil
24	Ashoka Endurance Road Development Private Limited	Wholly Owned Stepdown Subsidiary	Sale, purchase or supply of any goods or materials	As per terms of Contract		9,674.95	15-Mar-19	Nil
25	Ashoka Highway Ad.	Entity wherein Company is 99.99% partner	Sale, purchase or supply of any goods or materials	As per terms of Contract		12.06	15-Mar-19	Nil
26	Ashoka Institute of Medical Sciences & Research	Entity wherein Directors/Promoters are interested	Donation to the Corpus of AIMS	As per terms of Contract		800.00	15-Mar-19	Nil
27	Ashoka Pre-Con Private Limited	Subsidiary	Sale, purchase or supply of any goods or materials	As per terms of Contract		131.84	15-Mar-19	Nil
28	Unison Enviro Private Limited	Subsidiary	Sale, purchase or supply of any goods or materials	As per terms of Contract		4.06	15-Mar-19	Nil
29	Viva Highways Limited	Wholly Owned Subsidiary	Sale, purchase or supply of any goods or materials	As per terms of Contract		0.42	15-Mar-19	Nil
30	Viva Infrastructure Limited	Wholly Owned Subsidiary	Leasing of property of any kind	As per terms of Contract	Rent Contract for the Property given on lease	0.20	2-Dec-16	Nil
31	Viva Highways Limited	Wholly Owned Subsidiary	Leasing of property of any kind	As per terms of Contract	Rent Contract for the Property given on lease	0.20	2-Dec-16	Nil
32	Ashoka Path Nirman (Nasik) Private Limited	Wholly Owned Subsidiary	Leasing of property of any kind	As per terms of Contract	Rent Contract for the Property given on lease	0.20	2-Dec-16	Nil
33	Ashoka Infraways Limited	Wholly Owned Subsidiary	Leasing of property of any kind	As per terms of Contract	Rent Contract for the Property given on lease	0.20	2-Dec-16	Nil
34	Ashoka Infrastructure Limited	Wholly Owned Subsidiary	Leasing of property of any kind	As per terms of Contract	Rent Contract for the Property given on lease	0.20	2-Dec-16	Nil
35	Ashoka Highway Research Centre Private Limited	Wholly Owned Subsidiary	Leasing of property of any kind	As per terms of Contract	Rent Contract for the Property given on lease	0.20	2-Dec-16	Nil
36	Ashoka Pre-Con Private Limited	Subsidiary	Leasing of property of any kind	As per terms of Contract	Rent Contract for the Property given on lease	0.20	2-Dec-16	Nil
37	Ashoka Concessions Limited	Subsidiary	Leasing of property of any kind	As per terms of Contract	Rent Contract for the Property given on lease	15.00	15-Mar-19	Nil
38	Ratnagiri Natural Gas Private Limited	Step-down subsidiary	Leasing of property of any kind	As per terms of Contract	Rent Contract for the Property given on lease	0.20	2-Dec-16	Nil
39	Shweta Agro Farm	Entity wherein Directors/Promoters are interested	Leasing of property of any kind	As per terms of Contract	Rent Contract for the Property given on lease	0.20	2-Dec-16	Nil
40	Hotel Evening Inn Private Limited	Other Related Party	Leasing of property of any kind	As per terms of Contract	Rent Contract for the Property given on lease	9.32	30-Jan-15	Nil
41	Ashoka Universal Academy Private Limited	Entity wherein Directors/Promoters are interested	Leasing of property of any kind	As per terms of Contract	Rent Contract for the Property given on lease	40.03	6-Mar-17	Nil
42	Ashoka Industrial Park Private Limited	Entity wherein Directors/Promoters are interested	Leasing of property of any kind	As per terms of Contract	Rent Contract for the Property given on lease	0.20	2-Dec-16	Nil
43	Ashoka Buildwell & Developers Private Limited	Entity wherein Directors/Promoters are interested	Leasing of property of any kind	As per terms of Contract	Rent Contract for the Property given on lease	0.20	2-Dec-16	Nil

44	Ashoka Biogreen Private Limited	Entity wherein Directors/Promoters are interested	Leasing of property of any kind	As per terms of Contract	Rent Contract for the Property given on lease	0.20	2-Dec-16	Nil
45	Ashoka Aerospace Private Limited	Wholly Owned Subsidiary	Leasing of property of any kind	As per terms of Contract	Rent Contract for the Property given on lease	0.10	13.08.19	Nil
46	Ashoka Deserts & Developers Private Limited	Entity wherein Directors/Promoters are interested	Leasing of property of any kind	As per terms of Contract	Rent Contract for the Property given on lease	0.10	13.08.19	Nil
47	Ashoka Endurance Road Development Private Limited	Stepdown Subsidiary	Leasing of property of any kind	As per terms of Contract	Rent Contract for the Property given on lease	0.10	13.08.19	Nil
48	Ashoka Erectors Private Limited	Entity wherein Directors/Promoters are interested	Leasing of property of any kind	As per terms of Contract	Rent Contract for the Property given on lease	0.10	13.08.19	Nil
49	Ashoka Estate Developers Private Limited	Entity wherein Directors/Promoters are interested	Leasing of property of any kind	As per terms of Contract	Rent Contract for the Property given on lease	0.07	2-Dec-16	Nil
50	Ashoka Nirmiti Private Limited	Entity wherein Directors/Promoters are interested	Leasing of property of any kind	As per terms of Contract	Rent Contract for the Property given on lease	0.10	13.08.19	Nil
51	Ashoka Premises Private Limited	Entity wherein Directors/Promoters are interested	Leasing of property of any kind	As per terms of Contract	Rent Contract for the Property given on lease	0.10	13.08.19	Nil
52	Ashoka Promoters Private Limited	Entity wherein Directors/Promoters are interested	Leasing of property of any kind	As per terms of Contract	Rent Contract for the Property given on lease	0.07	2-Dec-16	Nil
53	Unison Enviro Private Limited	Subsidiary	Leasing of property of any kind	As per terms of Contract	Rent Contract for the Property given on lease	0.27	2-Dec-16	Nil
54	Viva Highways Limited	Wholly Owned Subsidiary	Leasing of property of any kind	As per terms of Contract	Rent Contract for Property taken on rent	134.40	15-Mar-19	Nil
55	Satish D. Parakh	KMP	Leasing of property of any kind	As per terms of Contract	Rent Contract for Property taken on rent	10.80	13-Aug-18	Nil
56	Ashish A. Kataria	Relative of KMP	Leasing of property of any kind	As per terms of Contract	Rent Contract for Property taken on rent	11.88	13-Aug-18	Nil
57	Asha Kataria	Relative of KMP	Leasing of property of any kind	As per terms of Contract	Rent Contract for Property taken on rent	3.08	15-Mar-19	Nil
58	Ashok M. Kataria	KMP	Service Contract / agreement	As per terms of Contract	Managerial Remuneration	509.15	15-Mar-19	Nil
59	Satish D. Parakh	KMP	Service Contract / agreement	As per terms of Contract	Managerial Remuneration	509.15	15-Mar-19	Nil
60	Sanjay P Londhe	KMP	Service Contract / agreement	As per terms of Contract	Managerial Remuneration	383.56	15-Mar-19	Nil
61	Milap Raj Bhansali	KMP	Service Contract / agreement	As per terms of Contract	Managerial Remuneration	184.00	15-Mar-19	Nil
62	Pareesh C Mehta	KMP	Service Contract / agreement	As per terms of Contract	Salary revision letter	120.95	1-Nov-19	Nil
63	Manoj A Kulkarni	KMP	Service Contract / agreement	As per terms of Contract	Salary revision letter	25.44	1-Nov-19	Nil
64	Asha A. Kataria	Relative of KMP	Holding Office or Place of Profit in the Company	As per terms of Contract	Remuneration	46.00	15-Mar-19	Nil
65	Aditya S. Parakh	Relative of KMP	Holding Office or Place of Profit in the Company	As per terms of Contract	Remuneration	50.79	15-Mar-19	Nil
66	Rohan S. Londhe	Relative of KMP	Holding Office or Place of Profit in the Company	As per terms of Contract	Remuneration	6.00	15-Mar-19	Nil

For and on behalf of Board of Directors of Ashoka Buildcon Limited

sd/-  
(ASHOK M. KATARIYA)  
Chairman  
DIN: 00112240

Place : Nashik  
Date : June 15, 2020

## Annexure III

## DETAILS OF REMUNERATION

[Details pertaining to remuneration as required under section 197(12) read with Rule 5(1) of Companies (Appointment and Remuneration of Managerial Personnel) Rules, 2014]

- a. Information required as per Rule 5(1) of the Companies (Appointment and Remuneration of Managerial Personnel) Rules, 2014.

The percentage increase in remuneration of each Director, Chief Financial Officer and Company Secretary during the Financial Year 2019-20 and ratio of the remuneration of each Director to the median remuneration of the employees of the Company for the Financial Year 2019-20 are as under:

- i. **The ratio of remuneration of each director to the median remuneration of the employees of the company for the Financial Year:**

The median remuneration of employees of the Company during the Financial Year was Rs.3,14,640/- per annum and ratio of the remuneration of each Director to the median remuneration of the employees of the Company for the Financial Year is provided in the table given below.

Name & Designation of Director/KMP	The Ratio of Remuneration of each Director to the median remuneration of employees for FY 2019-20 (Rule (5)(1)(i))	The % increase in remuneration of each Director, CFO, CS in FY 2019-20 (Rule (5)(1)(ii))
Ashok Katariya Whole-time Director designated as Chairman	0.62%	10.03
Satish Parakh Managing Director	0.62%	10.03
Sanjay Londhe Whole-time Director	0.82%	20.38
Milap Raj Bhansali Whole-time Director	1.71%	19.77
Sharadchandra Abhyankar Independent Director	N. A.	N. A.
Albert Tauro Independent Director	N. A.	N. A.
Gyan Chand Daga Independent Director	N. A.	N. A.
Sunanda Dandekar Independent Director	N. A.	N. A.
Paresh Mehta Chief Financial Officer	N. A.	19.77
Manoj Kulkarni Company Secretary	N. A.	12.96

Independent Directors were paid only sitting fees during the financial year under review. Hence, their ratio to Median Remuneration has been shown as **Not Applicable**. The percentage increase in remuneration of Independent Directors is based on their attendance in the Board and Committee Meetings held during the financial year.

- ii. **Percentage increase in remuneration of each director, Chief Financial Officer, Chief Executive Officer, Company Secretary or Manager, if any, in the Financial Year:**

Details provided in the table given above.



iii. **The percentage increase in the median remuneration of employees in the financial year 2019-20**

The median remuneration of employees of the Company during the Financial Year was Rs.3,14,640/- per annum. As compared to previous year, the percentage increase in the median remuneration of employees in the Financial Year 19-20 is 4.88%.

iv. **The number of permanent employees on the rolls of the Company.**

The Company has 2951 permanent employees on the roll as on March 31, 2020.

v. **Average percentile increase already made in the salaries of employees other than the managerial personnel in the last Financial Year and its comparison with the percentile increase in the managerial remuneration and justification thereof and point out if there are any exceptional circumstances for increase in the managerial remuneration.**

The average percentile increase already made in the salaries of employees other than the managerial personnel was 13.21% in the financial year 19-20.

There is no exceptional increase in the remuneration of the Managerial Personnel in FY 2019-20 as compared to FY 2018-19.

vi. **The remuneration paid is as per remuneration policy of the Company.**

**For and on behalf of Board of Directors of Ashoka Buildcon Limited**

**Place : Nashik**

**Date : June 15, 2020**

**sd/-**  
**(Ashok M. Katariya)**  
**Chairman**  
**DIN-00112240**

## Annexure IV

## Form No. MR-3

## SECRETARIAL AUDIT REPORT

*[Pursuant to Section 204 (1) of the Companies Act, 2013 and Rule No.9 of the Companies  
(Appointment and Remuneration of Managerial Personnel) Rules, 2014]*

**For the Financial Year ended March 31, 2020**

To

The Members

**Ashoka Buildcon Limited**

S. No. 861, Ashoka House

Ashoka Marg, Vadala

Nashik - 422 011

We have conducted the Secretarial Audit of the Compliance of applicable Statutory Provisions and the adherence to good corporate practices by Ashoka Buildcon Limited (hereinafter called 'the Company'). Secretarial Audit was conducted in a manner that provided us a reasonable basis for evaluating the Corporate Conducts/Statutory Compliances and expressing our opinion thereon.

Based on our verification of the Company's books, papers, minute books, forms and returns filed and other records maintained by the Company and also the information provided by the Company, its officers, agents and authorized representatives during the conduct of Secretarial Audit, we hereby report that in our opinion, the Company has, during the audit period covering the financial year ended March 31, 2020, complied with the statutory provisions listed hereunder and also that the Company has proper Board-processes and compliance-mechanism in place to the extent, in the manner and subject to the reporting made hereinafter:

We further report that the compliance with the applicable laws is the responsibility of the management of the Company and our report constitutes an independent opinion. Our report is neither an assurance for future viability of the Company nor a confirmation of efficient management by the Company.

We have examined the books, papers, minute books, forms and returns filed and other records maintained by the Company for the financial year ended on March 31, 2020 according to the provisions of:

- (i) The Companies Act, 2013 (the Act) and the rules made thereunder;
- (ii) The Securities Contracts (Regulation) Act, 1956 ('SCRA') and the rules made thereunder;
- (iii) The Depositories Act, 1996 and the Regulations and Bye-laws framed thereunder;
- (iv) Foreign Exchange Management Act, 1999 and the rules and regulations made thereunder to the extent of Foreign Direct Investment (*Not Applicable for the year under review as there were no instances of Foreign Direct Investment, Overseas Direct Investment and External Commercial Borrowings during the year under review, however with respect to the earlier investments necessary Annual compliances viz.: Filing of Annual Return on Foreign Liabilities and Assets and Annual Performance Report has been done*);
- (v) The following Regulations and Guidelines prescribed under the Securities and Exchange Board of India Act, 1992 ('SEBI Act'):-
  - (a) The Securities and Exchange Board of India (Substantial Acquisition of Shares and Takeovers) Regulations, 2011;
  - (b) The Securities and Exchange Board of India (Prohibition of Insider Trading) Regulations, 2015;
  - (c) Securities and Exchange Board of India (Issue of Capital and Disclosure Requirements) Regulations, 2018 (*Not Applicable for the year under review*);
  - (d) The Securities and Exchange Board of India (Employee Stock Option Scheme and Employee Stock Purchase Scheme) Guidelines, 1999 and the Securities and Exchange Board of India (Share based Employee Benefits) Regulations, 2014 (*Not Applicable for the year under review*);

- (e) The Securities and Exchange Board of India (Issue and Listing of Debt Securities) Regulations, 2008;
  - (f) The Securities and Exchange Board of India (Registrars to an Issue and Share Transfer Agents) Regulations, 1993 regarding the Companies Act and dealing with client (*Not Applicable for the year under review*);
  - (g) The Securities and Exchange Board of India (Delisting of Equity Shares) Regulations, 2009; (*Not Applicable for the year under review*) and
  - (h) The Securities and Exchange Board of India (Buyback of Securities) Regulations, 1998 and Securities and Exchange Board of India (Buyback of Securities) Regulations, 2018. (*Not Applicable for the year under review*).
- (vi) Other laws applicable specifically to the Company:

Based on the information provided by the Company, there are no specific laws applicable to the Company for the year under review except as follows:-

- (a) The Indian Tolls Act, 1851; and
- (b) The National Highways Act, 1956.

We have also examined compliance with the applicable clauses of the following:

- (i) Secretarial Standards issued by The Institute of Company Secretaries of India; and
- (ii) SEBI (Listing Obligations and Disclosure Requirements) Regulations, 2015.

During the period under review the Company has complied with the provisions of the Act, Rules, Regulations, Guidelines, Standards, etc. as mentioned above subject to the following observation:

- a. *There was delay in filing of E-forms with the Ministry of Corporate Affairs in few instances in respect of which the Company paid the additional fee and complied with the requirement.*
- b. *The Company had received an e-mail from National Stock Exchange of India Limited (NSE) on 04<sup>th</sup> July, 2019; intimating that as per Regulation 44 of SEBI (Listing Obligations and Disclosure Requirements) Regulations, 2015, the listed entity shall submit to the stock exchange, within 48 hours of conclusion of its General Meeting, details regarding the voting results in the format specified by the SEBI. However, the Company has submitted the voting results of the Postal Ballot concluded on 01<sup>st</sup> July, 2019 after 48 hours of conclusion.*

*In this connection, the Company had submitted the reply on 06<sup>th</sup> July, 2019 to NSE clarifying the reasons for the delay in submission of postal ballot results. NSE has not further communicated to the Company in this regard.*

#### **We further report that:-**

Based on the information provided by the Company, its officers and authorized representatives during the conduct of the audit, and also on the review of compliance reports by the respective Department Heads / Company Secretary / CEO / KMP taken on record by the Board of Directors of the Company, in our opinion, adequate systems and processes and control mechanism exist in the Company to monitor and ensure compliance with applicable general laws like labour laws, competition law, environmental laws and all other applicable laws, rules, regulations and guidelines. The Company has responded to notices for demands, claims, penalties etc. levied, if any, by various statutory / regulatory authorities and initiated actions for corrective measures, wherever necessary.

#### **We further report that**

The Board of Directors of the Company is duly constituted with proper balance of Executive Directors, Non-Executive Directors and Independent Directors. No change in the composition of the Board of Directors took place during the period under review, except Mr. Michael Pinto (DIN:00021565) retired as a Director of the Company w.e.f. April 01, 2019 on account of not seeking appointment for the second term as an Independent Director. The Board of Directors at their meeting held on 23<sup>rd</sup> March, 2020, approved the appointment of Two Additional Directors with effect from 01<sup>st</sup> April, 2020.

Adequate notice along with agenda were given seven days in advance to all directors to schedule the Board Meetings, and detailed notes on agenda were generally sent in advance, and a system exists for seeking and obtaining further information and clarifications



on the agenda items before the meeting for meaningful participation at the meeting.

Majority decision is carried through while the dissenting members' views, if any, are captured and recorded as part of the minutes.

**We further report that** during the audit period, the following are the major events, carried out by the Company and complied with the necessary requirements:

Full Redemption of 1,500 (One Thousand Five Hundred) Un-Secured, Redeemable, Listed, Rated Non-Convertible Debentures (the 'Debentures') of the face value of Rs.10,00,000/- (Rupees Ten Lakh Only) and Coupon Rate of 9.80% p.a. on 13<sup>th</sup> March, 2020.

**We further report that** during the audit period, there were **no other events** viz.:

- (i) Public/Right/Preferential issue of shares / Debentures/ Sweat equity;
- (ii) Buy-back of securities;
- (iii) Major decisions taken by the members pursuant to Section 180 of the Companies Act, 2013;
- (iv) Merger / amalgamation / reconstruction, etc.; and
- (v) Foreign technical collaborations;

or such other specific events / actions in pursuance of the above referred laws, rules, regulations, guidelines, etc., having any bearing on the Company's affairs.

**For S. Anantha & Ved LLP**  
**Company Secretaries**

sd/

Sachin Hukumchand Sharma

Designated Partner

Membership No.: A46900

CP No.: 20423

UDIN: A046900B000343548

Place: Jodhpur

Date: June 15, 2020

Note: This report should be read with letter of even date by the Secretarial Auditors.

### Annexure

To

The Members

**Ashoka Buildcon Limited**

S. No. 861, Ashoka House

Ashoka Marg, Vadala

Nashik – 422011

**Our report of even date is to be read along with this letter.**

1. Maintenance of secretarial record is the responsibility of the management of the Company. Our responsibility is to express an opinion on these secretarial records based on our audit.
2. We have followed the audit practices and processes as were appropriate to obtain reasonable assurance about the correctness of the contents of the secretarial records. The verification was done on test basis to ensure that correct facts are reflected in secretarial records. We believe that the processes and practices, we followed provide a reasonable basis for our opinion.
3. We have not verified the correctness and appropriateness of financial records and Books of Account of the Company.
4. Wherever required, we have obtained the Management representation about the compliance of laws, rules and regulations and happening of events etc.
5. The compliance of the provisions of Corporate and other applicable laws, rules, regulations, standards is the responsibility of management. Our examination was limited to the verification of procedures on test basis.
6. The Secretarial Audit report is neither an assurance as to the future viability of the Company nor of the efficacy or effectiveness with which the management has conducted the affairs of the Company.

**For S. Anantha & Ved LLP  
Company Secretaries**

sd/-

Sachin Hukumchand Sharma

Designated Partner

Membership No.: A46900

CP No.: 20423

Place: Jodhpur

Date: June 15, 2020

**Annexure - V**  
**FORM NO. MGT 9**

*Pursuant to Section 92 (3) of the Companies Act, 2013 and rule 12(1) of the Company (Management & Administration) Rules, 2014.*

**EXTRACT OF ANNUAL RETURN**

<b>I</b>	<b>REGISTRATION &amp; OTHER DETAILS:</b>	
i	CIN	<b>L45200MH1993PLC071970</b>
ii	Registration Date	13/05/1993
iii	Name of the Company	<b>ASHOKA BUILDCON LIMITED</b>
iv	Category of the Company	Public Company / Limited by Shares
v	Address of the Registered office & contact details	S. No. 861, Ashoka House, Ashoka Marg, Nashik - 422 011, Maharashtra. Tel. 0253-6633705, Fax - 0253-2236704 secretarial@ashokabuildcon.com
vi	Whether listed company	Yes
vii	Name and Address of Registrar & Transfer Agents ( RTA ):-	Link Intime India Private Limited C-101, 247 Park, LBS Marg, Vikhroli (W), Mumbai - 400 083. Contact Person : Ms. Suman Shetty Tel. No. 022 4918 6000 e-mail : suman.shetty@linkintime.co.in

**II. PRINCIPAL BUSINESS ACTIVITY OF THE COMPANY**

All the business activities contributing 10 % or more of the total turnover of the company shall be stated:-

Sl. No.	Name and Description of main products / services	NIC Code of the Product / service	% to total turnover of the company
1	Construction and maintenance of Roads etc.	42101	96.45

**III. PARTICULARS OF HOLDING, SUBSIDIARY AND ASSOCIATE COMPANIES**

No. of Companies for which information is being filled

41

Sr. No.	NAME AND ADDRESS OF THE COMPANY	CIN/GLN	HOLDING/ SUBSIDIARY / ASSOCIATE	% of shares held	Applicable Section
1	Ashoka Concessions Limited	U45201MH2011PLC215760	Subsidiary Company	66%	Sec. 2(87)
2	Ashoka Highways (Bhandara) Limited	U45203MH2007PLC168773	Subsidiary Company	33.66%	Sec. 2(87)
3	Ashoka Highways (Durg) Limited	U74999MH2007PLC168772	Subsidiary Company	33.66%	Sec. 2(87)
4	Ashoka Belgaum Dharwad Tollway Limited	U45400DL2010PLC203859	Subsidiary Company	66%	Sec. 2(87)
5	Ashoka Sambalpur Baragarh Tollway Limited	U45204DL2010PLC203890	Subsidiary Company	66%	Sec. 2(87)
6	Ashoka Dhankuni Kharagpur Tollway Limited	U45204DL2011PLC215262	Subsidiary Company	66%	Sec. 2(87)
7	Jaora-Nayagaon Toll Road Company Private Limited	U45203MP2007PTC019661	Associate Company	35.18%	Sec. 2(87)
8	Ashoka -DSC Katni Bypass Road Limited	U45203MH2002PLC136550	Subsidiary Company	99.89%	Sec. 2(87)
9	Ashoka GVR Mudhol Nipani Roads Limited	U45203DL2014PLC265735	Subsidiary Company	99.99%	Sec. 2(87)
10	Ashoka Bagewadi Saundatti Road Limited	U45203DL2015PLC285944	Subsidiary Company	100%	Sec. 2(87)



11	Ashoka Hungund Talikot Road Limited	U45400DL2015PLC285970	Subsidiary Company	100%	Sec. 2(87)
12	Ashoka Kharar Ludhiana Road Limited	U45309DL2016PLC304822	Subsidiary Company	66%	Sec. 2(87)
13	Ashoka Ranastalam Anandapuram Road Limited	U45500DL2017PLC315722	Subsidiary Company	66%	Sec. 2(87)
14	Viva Highways Limited	U45200MH2001PLC171661	Subsidiary Company	100%	Sec. 2(87)
15	Ashoka Infraways Limited	U45200MH2001PLC132489	Subsidiary Company	100%	Sec. 2(87)
16	Ashoka Infrastructure Limited	U45203MH2002PTC172229	Subsidiary Company	100%	Sec. 2(87)
17	Viva Infrastructure Limited	U45203PN2002PLC016716	Subsidiary Company	100%	Sec. 2(87)
18	Ashoka Pre-Con Private Limited	U26940MH2008PTC187764	Subsidiary Company	51%	Sec. 2(87)
19	Ashoka Technologies Private Limited	U74999MH2008PTC187501	Subsidiary Company	100%	Sec. 2(87)
20	Unison Enviro Private Limited	U40300MH2015PTC271006	Subsidiary Company	51%	Sec. 2(87)
21	Ashoka Highway Research Centre Private Limited	U73100MH2015PTC264039	Subsidiary Company	100%	Sec. 2(87)
22	Ashoka Aerospace Private Limited	U45309MH2017PTC294400	Subsidiary Company	100%	Sec. 2(87)
23	Ratnagiri Natural Gas Private Limited	U11202MH2016PTC287025	Subsidiary Company	100%	Sec. 2(87)
24	Blue Feather Infotech Pvt. Ltd.	U74999PN2015PTC156611	Subsidiary Company	100%	Sec. 2(87)
25	Endurance Road Developers Private Limited	U45201CT2016PTC007507	Subsidiary Company	100%	Sec. 2(87)
26	Ashoka Path Nirman (Nasik) Private Limited	U45201MH2001PTC133026	Subsidiary Company	100%	Sec. 2(87)
27	Tech Berater Private Limited	U74999MH2016PTC287814	Subsidiary Company	74%	Sec. 2(87)
28	Ashoka Khairatunda Barwa Adda Road Limited	U45309DL2018PLC331816	Subsidiary Company	66%	Sec. 2(87)
29	Ashoka Mallasandra Karadi Road Private Limited	U45309DL2018PTC332068	Subsidiary Company	66%	Sec. 2(87)
30	Ashoka Karadi Banwara Road Private Limited	U45309DL2018PTC332073	Subsidiary Company	66%	Sec. 2(87)
31	Ashoka Belgaum Khanapur Road Private Limited	U45500DL2018PTC332195	Subsidiary Company	66%	Sec. 2(87)
32	Ashoka Ankleshwar Manubar Expressway Private Limited	U45500DL2018PTC332404	Subsidiary Company	66%	Sec. 2(87)
33	Ashoka Bettadahalli Shivamogga Road Private Limited	U45201DL2019PTC348441	Subsidiary Company	51%	Sec. 2(87)
34	Ashoka Purestudy Technologies Private Limited	U72900MH2019PTC333918	Subsidiary Company	100%	Sec. 2(87)
35	Ashoka Kandi Ramsanpalle Road Private Limited	U45309DL2019PTC358810	Subsidiary Company	100%	Sec. 2(87)
36	Abhijeet Ashoka Infrastructure Private Limited	U45200MH1998PTC117012	Joint Venture	50%	Sec. 2(6)
37	GVR Ashoka Chennai ORR Limited	U45203TN2013PLC092240	Joint Venture	50%	Sec. 2(6)
38	PNG Tollway Limited	U45203TN2009PLC070741	Associate Company	17.16%	Sec. 2(6)
39	Mohan Mutha Ashoka Buildcon LLP	LLPIN AAF-1814	Joint Venture	50%	Sec. 2(6)
40	Cube Ashoka JV	Partnership Firm	Associate	40%	Sec. 2(6)
41	Ashoka High-Way Ad.	Partnership Firm	Subsidiary	99.99%	Sec. 2(6)

## IV. SHAREHOLDING PATTERN (Equity Share Capital Break-up as percentage of Total Equity)

## i. Category-wise Share Holding

Sr No	Category of Shareholders	Shareholding at the beginning of the year - 2019				Shareholding at the end of the year - 2020				% Change during the year
		Demat	Physical	Total	% of Total Shares	Demat	Physical	Total	% of Total Shares	
(A)	Shareholding of Promoter and Promoter Group									
[1]	Indian									
(a)	Individuals / Hindu Undivided Family	148903776	0	148903776	53.0429	149104008	0	149104008	53.1142	0.0713
(b)	Central Government / State Government(s)	0	0	0	0	0	0	0	0	0
(c)	Financial Institutions / Banks	0	0	0	0	0	0	0	0	0
(d)	Any Other (Specify)									
	Persons Acting In Concert	3291930	0	3291930	1.1727	3291930	0	3291930	1.1727	0
	Bodies Corporate	113085	0	113085	0.0403	113085	0	113085	0.0403	0
	Sub Total (A)(1)	152308791	0	152308791	54.2559	152509023	0	152509023	54.3272	0.0713
[2]	Foreign									
(a)	Individuals (Non-Resident Individuals / Foreign Individuals)	0	0	0	0	0	0	0	0	0
(b)	Government	0	0	0	0	0	0	0	0	0
(c)	Institutions	0	0	0	0	0	0	0	0	0
(d)	Foreign Portfolio Investor	0	0	0	0	0	0	0	0	0
(e)	Any Other (Specify)	0	0	0	0	0	0	0	0	0
	Sub Total (A)(2)	0	0	0	0	0	0	0	0	0
	Total Shareholding of Promoter and Promoter Group(A)=(A)(1)+(A)(2)	152308791	0	152308791	54.2559	152509023	0	152509023	54.3272	0.0713
(B)	Public Shareholding									
[1]	Institutions									
(a)	Mutual Funds / UTI	88667646	0	88667646	31.5854	86339383	0	86339383	30.7561	(0.8294)
(b)	Venture Capital Funds	0	0	0	0	0	0	0	0	0
(c)	Alternate Investment Funds	0	0	0	0	0	0	0	0	0
(d)	Foreign Venture Capital Investors	0	0	0	0	0	0	0	0	0
(e)	Foreign Portfolio Investor	11320780	0	11320780	4.0327	15345739	0	15345739	5.4665	1.4338
(f)	Financial Institutions / Banks	136283	0	136283	0.0485	128727	0	128727	0.0459	(0.0026)
(g)	Insurance Companies	0	0	0	0	2317930	0	2317930	0.8257	0.8257
(h)	Provident Funds/ Pension Funds	0	0	0	0	0	0	0	0	0
(i)	Any Other (Specify)									
	Sub Total (B)(1)	100124709	0	100124709	35.6667	104131779	0	104131779	37.0941	1.4274
[2]	Central Government/ State Government(s)/ President of India	0	0	0	0	0	0	0	0	0
	Sub Total (B)(2)	0	0	0	0	0	0	0	0	0
[3]	Non-Institutions									
(a)	Individuals									
(i)	Individual shareholders holding nominal share capital upto Rs. 2 lakh	6823114	7	6823121	2.4306	11151803	7	11151810	3.9725	1.5419
(ii)	Individual shareholders holding nominal share capital in excess of Rs. 2 lakh	10617417	0	10617417	3.7822	7796139	0	7796139	2.7772	(1.0050)

Sr No	Category of Shareholders	Shareholding at the beginning of the year - 2019				Shareholding at the end of the year - 2020				% Change during the year
		Demat	Physical	Total	% of Total Shares	Demat	Physical	Total	% of Total Shares	
(b)	NBFCs registered with RBI	17358	0	17358	0.0062	6157	0	6157	0.0022	(0.0040)
(d)	Overseas Depositories(holding DRs) (balancing figure)	0	0	0	0	0	0	0	0	0
(e)	Any Other (Specify)									
	Trusts	500	0	500	0.0002	200	0	200	0.0001	(0.0001)
	Hindu Undivided Family	425211	0	425211	0.1515	524727	0	524727	0.1869	0.0354
	Non Resident Indians (Non Repat)	99179	0	99179	0.0353	135570	0	135570	0.0483	0.013
	Non Resident Indians (Repat)	251034	0	251034	0.0894	340056	0	340056	0.1211	0.0317
	Clearing Member	334384	0	334384	0.1191	528133	0	528133	0.1881	0.069
	Bodies Corporate	9721513	0	9721513	3.4630	3599623	0	3599623	1.2823	(2.1807)
	Sub Total (B)(3)	28289710	7	28289717	10.0774	24082408	7	24082415	8.5787	(1.4987)
	Total Public Shareholding(B)=(B)(1)+(B)(2)+(B)(3)	128414419	7	128414426	45.7441	128214187	7	128214194	45.6728	(0.0713)
	Total (A)+(B)	280723210	7	280723217	100.00	280723210	7	280723217	100.00	0
(C)	Non Promoter - Non Public									
	(C1) Shares Underlying DRs									
[1]	Custodian/DR Holder	0	0	0	0	0	0	0	0	0
	(C2) Shares Held By Employee Trust									
[2]	Employee Benefit Trust (under SEBI (Share based Employee Benefit) Regulations, 2014)	0	0	0	0	0	0	0	0	0
	Total (A)+(B)+(C)	280723210	7	280723217	100.00	280723210	7	280723217	100.00	



## ii. Shareholding of Promoters

Sr No	Shareholder's Name	Shareholding at the beginning of the year - 2019			Shareholding at the end of the year - 2020			% change in shareholding during the year
		NO.OF SHARES HELD	% of total Shares of the company	%of Shares Pledged /encumbered to total shares	NO.OF SHARES HELD	% of total Shares of the company	%of Shares Pledged/ encumbered to total shares	
1	SHOBHA SATISH PARAKH	38045512	13.5527	0	38045512	13.5527	0	0
2	ASHA ASHOK KATARIYA	19968826	7.1134	0	19968826	7.1134	0	0
3	ASHOK MOTILAL KATARIYA	15236036	5.4274	0	15236036	5.4274	0	0
4	ASHOK MOTILAL KATARIYA - HUF	14554471	5.1846	0	14554471	5.1846	0	0
5	ASHISH ASHOK KATARIYA	13688598	4.8762	0	13688598	4.8762	0	0
6	ASHISH ASHOK KATARIYA - HUF	12470265	4.4422	0	12652997	4.5073	0	0.0651
7	ASTHA ASHISH KATARIYA	11205393	3.9916	0	11222893	3.9978	0	0.0062
8	SATISH PARAKH	5904097	2.1032	0	5904097	2.1032	0	0
9	SATISH DHONDULAL PARAKH - HUF	5390287	1.9201	0	5390287	1.9201	0	0
10	SHWETA KEYUR MODI	5774544	2.0570	0	5774544	2.0570	0	0
11	ASHOKA PREMISES PRIVATE LIMITED	3291930	1.1727	0	3291930	1.1727	0	0
12	AYUSH ASHISH KATARIA	2870428	1.0225	0	2870428	1.0225	0	0
13	ADITYA SATISH PARAKH	2572978	0.9166	0	2572978	0.9166	0	0
14	SNEHAL MANJEET KHATRI	420352	0.1497	0	420352	0.1497	0	0
15	SANJAY PRABHAKAR LONDHE	418651	0.1491	0	418651	0.1491	0	0
16	ANJALI SANJAY LONDHE	148546	0.0529	0	148546	0.0529	0	0
17	ROHAN SANJAY LONDHE	148200	0.0528	0	148200	0.0528	0	0
18	ASHOKA BUILDWELL DEVELOPERS PRIVATE LIMITED	80955	0.0288	0	80955	0.0288	0	0
19	ANKITA ADITYA PARAKH	75000	0.0267	0	75000	0.0267	0	0
20	ASHOKA BUILDERS (NASIK) PRIVATE LIMITED	32130	0.0114	0	32130	0.0114	0	0
21	PADMABAI FAKIRCHAND POPHALIYA	11592	0.0041	0	11592	0.0041	0	0
	<b>Total</b>	<b>152308791</b>	<b>54.2559</b>	<b>0</b>	<b>152509023</b>	<b>54.3272</b>	<b>0</b>	<b>0.0713</b>

**iii. Change in Promoters Shareholding (please specify if there is no change)**

Sr. No.	Name & Type of Transaction	Shareholding at the beginning of the year - 2019		Transactions during the year		Cumulative Shareholding at the end of the year - 2020	
		NO.OF SHARES HELD	% OF TOTAL SHARES OF THE COMPANY	DATE OF TRANSACTION	NO. OF SHARES	NO OF SHARES HELD	% OF TOTAL SHARES OF THE COMPANY
1	SHOBHA SATISH PARAKH	38045512	13.5527			38045512	13.5527
	AT THE END OF THE YEAR					38045512	13.5527
2	ASHA ASHOK KATARIYA	19968826	7.1134			19968826	7.1134
	AT THE END OF THE YEAR					19968826	7.1134
3	ASHOK MOTILAL KATARIYA	15236036	5.4274			15236036	5.4274
	AT THE END OF THE YEAR					15236036	5.4274
4	ASHOK MOTILAL KATARIYA - HUF	14554471	5.1846			14554471	5.1846
	AT THE END OF THE YEAR					14554471	5.1846
5	ASHISH ASHOK KATARIYA	13688598	4.8762			13688598	4.8762
	AT THE END OF THE YEAR					13688598	4.8762
6	ASHISH ASHOK KATARIYA - HUF	12470265	4.4422			12470265	4.4422
	Transfer			20 Mar 2020	109873	12580138	4.4813
	Transfer			27 Mar 2020	72859	12652997	4.5073
	AT THE END OF THE YEAR					12652997	4.5073
7	ASTHA ASHISH KATARIYA	11205393	3.9916			11205393	3.9916
	Transfer			27 Mar 2020	17500	11222893	3.9978
	AT THE END OF THE YEAR					11222893	3.9978
8	SATISH PARAKH	5904097	2.1032			5904097	2.1032
	AT THE END OF THE YEAR					5904097	2.1032
9	SATISH DHONDULAL PARAKH - HUF	5390287	1.9201			5390287	1.9201
	AT THE END OF THE YEAR					5390287	1.9201
10	SHWETA KEYUR MODI	5774544	2.0570			5774544	2.0570
	AT THE END OF THE YEAR					5774544	2.0570
11	ASHOKA PREMISES PRIVATE LIMITED	3291930	1.1727			3291930	1.1727
	AT THE END OF THE YEAR					3291930	1.1727
12	AYUSH ASHISH KATARIA	2870428	1.0225			2870428	1.0225
	AT THE END OF THE YEAR					2870428	1.0225
13	ADITYA SATISH PARAKH	2572978	0.9166			2572978	0.9166
	AT THE END OF THE YEAR					2572978	0.9166
14	SNEHAL MANJEET KHATRI	420352	0.1497			420352	0.1497
	AT THE END OF THE YEAR					420352	0.1497
15	SANJAY PRABHAKAR LONDHE	418651	0.1491			418651	0.1491
	AT THE END OF THE YEAR					418651	0.1491
16	ANJALI SANJAY LONDHE	148546	0.0529			148546	0.0529
	AT THE END OF THE YEAR					148546	0.0529
17	ROHAN SANJAY LONDHE	148200	0.0528			148200	0.0528
	AT THE END OF THE YEAR					148200	0.0528
18	ASHOKA BUILDWELL DEVELOPERS PRIVATE LIMITED	80955	0.0288			80955	0.0288
	AT THE END OF THE YEAR					80955	0.0288
19	ANKITA ADITYA PARAKH	75000	0.0267			75000	0.0267
	AT THE END OF THE YEAR					75000	0.0267

Sr. No.	Name & Type of Transaction	Shareholding at the beginning of the year - 2019		Transactions during the year		Cumulative Shareholding at the end of the year - 2020	
		NO.OF SHARES HELD	% OF TOTAL SHARES OF THE COMPANY	DATE OF TRANSACTION	NO. OF SHARES	NO OF SHARES HELD	% OF TOTAL SHARES OF THE COMPANY
20	ASHOKA BUILDERS (NASIK) PRIVATE LIMITED	32130	0.0114			32130	0.0114
	AT THE END OF THE YEAR					32130	0.0114
21	PADMABAI FAKIRCHAND POPHALIYA	11592	0.0041			11592	0.0041
	AT THE END OF THE YEAR					11592	0.0041

- Note:
1. Paid up Share Capital of the Company (Face Value Rs. 5.00) at the end of the year is 280723217 Shares.
  2. The details of holding have been clubbed based on PAN.
  3. % of total Shares of the Company is based on the paid-up Capital of the Company at the end of the Year.



**iv. Shareholding Pattern of Top Ten Shareholders (other than Directors, Promoters and holders of GDRS and ADRs)**

Sr No.	Name & Type of Transaction	Shareholding at the beginning of the year - 2019		Transactions during the year		Cumulative Shareholding at the end of the year - 2020	
		NO.OF SHARES HELD	% OF TOTAL SHARES OF THE COMPANY	DATE OF TRANSACTION	NO. OF SHARES	NO OF SHARES HELD	% OF TOTAL SHARES OF THE COMPANY
1	HDFC TRUSTEE COMPANY LTD. A/C HDFC BALANCED ADVANTAGE FUND	20543708	7.3181			20543708	7.3181
	Transfer			02 Aug 2019	671762	21215470	7.5574
	Transfer			30 Aug 2019	691000	21906470	7.8036
	Transfer			06 Sep 2019	500000	22406470	7.9817
	Transfer			13 Sep 2019	1000000	23406470	8.3379
	Transfer			20 Sep 2019	878000	24284470	8.6507
	Transfer			04 Oct 2019	400000	24684470	8.7932
	Transfer			11 Oct 2019	1000000	25684470	9.1494
	Transfer			18 Oct 2019	247000	25931470	9.2374
	AT THE END OF THE YEAR					25931470	9.2374
2	RELIANCE CAPITAL TRUSTEE CO LTD-A/C NIPPON INDIA LARGE CAP FUND	13872839	4.9418			13872839	4.9418
	Transfer			31 May 2019	(278222)	13594617	4.8427
	Transfer			07 Jun 2019	(290926)	13303691	4.7391
	Transfer			12 Jul 2019	(86700)	13216991	4.7082
	Transfer			02 Aug 2019	150000	13366991	4.7616
	Transfer			09 Aug 2019	233800	13600791	4.8449
	Transfer			16 Aug 2019	193878	13794669	4.9140
	Transfer			23 Aug 2019	196000	13990669	4.9838
	Transfer			30 Aug 2019	199680	14190349	5.0549
	Transfer			13 Sep 2019	235000	14425349	5.1386
	Transfer			20 Sep 2019	200000	14625349	5.2099
	Transfer			27 Sep 2019	500000	15125349	5.3880
	Transfer			30 Sep 2019	1000000	16125349	5.7442
	Transfer			18 Oct 2019	200000	16325349	5.8155
	Transfer			25 Oct 2019	108900	16434249	5.8543
	Transfer			08 Nov 2019	1000000	17434249	6.2105
	Transfer			15 Nov 2019	41000	17475249	6.2251
	Transfer			22 Nov 2019	100000	17575249	6.2607
	Transfer			29 Nov 2019	200000	17775249	6.3319
	Transfer			06 Dec 2019	300000	18075249	6.4388
	Transfer			13 Dec 2019	100000	18175249	6.4744
	Transfer			20 Dec 2019	1100000	19275249	6.8663
	Transfer			27 Dec 2019	1304476	20579725	7.3310
	Transfer			31 Dec 2019	388380	20968105	7.4693

Sr No.	Name & Type of Transaction	Shareholding at the beginning of the year - 2019		Transactions during the year		Cumulative Shareholding at the end of the year - 2020	
		NO.OF SHARES HELD	% OF TOTAL SHARES OF THE COMPANY	DATE OF TRANSACTION	NO. OF SHARES	NO OF SHARES HELD	% OF TOTAL SHARES OF THE COMPANY
	Transfer			03 Jan 2020	448657	21416762	7.6291
	Transfer			10 Jan 2020	482000	21898762	7.8008
	Transfer			24 Jan 2020	(770000)	21128762	7.5265
	Transfer			31 Jan 2020	(271247)	20857515	7.4299
	Transfer			07 Feb 2020	(198000)	20659515	7.3594
	Transfer			14 Feb 2020	38000	20697515	7.3729
	Transfer			28 Feb 2020	500000	21197515	7.5510
	Transfer			06 Mar 2020	100000	21297515	7.5867
	Transfer			13 Mar 2020	117000	21414515	7.6283
	Transfer			20 Mar 2020	1572073	22986588	8.1883
	Transfer			27 Mar 2020	230693	23217281	8.2705
	AT THE END OF THE YEAR					23217281	8.2705
3	L AND T MUTUAL FUND TRUSTEE LTD-L AND T TAX ADVANTAGE FUND	11367737	4.0494			11367737	4.0494
	Transfer			05 Apr 2019	(100000)	11267737	4.0138
	Transfer			12 Apr 2019	(4400)	11263337	4.0123
	Transfer			26 Apr 2019	(38751)	11224586	3.9985
	Transfer			17 May 2019	(37524)	11187062	3.9851
	Transfer			24 May 2019	(1257075)	9929987	3.5373
	Transfer			14 Jun 2019	(1000000)	8929987	3.1811
	Transfer			27 Sep 2019	(136208)	8793779	3.1325
	Transfer			01 Nov 2019	(90517)	8703262	3.1003
	Transfer			22 Nov 2019	(71875)	8631387	3.0747
	Transfer			29 Nov 2019	(70200)	8561187	3.0497
	Transfer			10 Jan 2020	(63800)	8497387	3.0270
	AT THE END OF THE YEAR					8497387	3.0270
4	FRANKLIN INDIA SMALLER COMPANIES FUND	7575832	2.6987			7575832	2.6987
	AT THE END OF THE YEAR					7575832	2.6987
5	ICICI PRUDENTIAL LARGE & MID CAP FUND	2180406	0.7767			2180406	0.7767
	Transfer			05 Apr 2019	(29556)	2150850	0.7662
	Transfer			17 May 2019	132	2150982	0.7662
	Transfer			24 May 2019	225542	2376524	0.8466
	Transfer			14 Jun 2019	18766	2395290	0.8533
	Transfer			21 Jun 2019	78340	2473630	0.8812
	Transfer			05 Jul 2019	66	2473696	0.8812
	Transfer			12 Jul 2019	101993	2575689	0.9175
	Transfer			26 Jul 2019	46628	2622317	0.9341
	Transfer			16 Aug 2019	66	2622383	0.9342

Sr No.	Name & Type of Transaction	Shareholding at the beginning of the year - 2019		Transactions during the year		Cumulative Shareholding at the end of the year - 2020	
		NO.OF SHARES HELD	% OF TOTAL SHARES OF THE COMPANY	DATE OF TRANSACTION	NO. OF SHARES	NO OF SHARES HELD	% OF TOTAL SHARES OF THE COMPANY
	Transfer			23 Aug 2019	70	2622453	0.9342
	Transfer			30 Aug 2019	66	2622519	0.9342
	Transfer			06 Sep 2019	16884	2639403	0.9402
	Transfer			20 Sep 2019	232479	2871882	1.0230
	Transfer			27 Sep 2019	87311	2959193	1.0541
	Transfer			30 Sep 2019	65	2959258	1.0542
	Transfer			04 Oct 2019	224860	3184118	1.1343
	Transfer			11 Oct 2019	115561	3299679	1.1754
	Transfer			18 Oct 2019	54299	3353978	1.1948
	Transfer			25 Oct 2019	1120	3355098	1.1952
	Transfer			01 Nov 2019	1	3355099	1.1952
	Transfer			22 Nov 2019	4084792	7439891	2.6503
	Transfer			13 Dec 2019	18500	7458391	2.6568
	Transfer			27 Dec 2019	81	7458472	2.6569
	Transfer			03 Jan 2020	343776	7802248	2.7793
	Transfer			10 Jan 2020	471218	8273466	2.9472
	Transfer			17 Jan 2020	361660	8635126	3.0760
	Transfer			24 Jan 2020	(1239041)	7396085	2.6347
	Transfer			31 Jan 2020	65	7396150	2.6347
	Transfer			07 Feb 2020	5648	7401798	2.6367
	Transfer			14 Feb 2020	33	7401831	2.6367
	Transfer			06 Mar 2020	114436	7516267	2.6775
	Transfer			20 Mar 2020	99	7516366	2.6775
	Transfer			27 Mar 2020	132	7516498	2.6775
	Transfer			31 Mar 2020	66	7516564	2.6776
	AT THE END OF THE YEAR					7516564	2.6776
6	KUWAIT INVESTMENT AUTHORITY FUND F238	678790	0.2418			678790	0.2418
	Transfer			24 Jan 2020	2531210	3210000	1.1435
	Transfer			07 Feb 2020	1143237	4353237	1.5507
	Transfer			14 Feb 2020	297217	4650454	1.6566
	Transfer			28 Feb 2020	24377	4674831	1.6653
	Transfer			06 Mar 2020	77630	4752461	1.6929
	AT THE END OF THE YEAR					4752461	1.6929
7	ADITYA BIRLA SUN LIFE TRUSTEE PRIVATE LIMITED A/C ADITYA BIRLA SUN LIFE EQUITY HYBRID '95 FUND	7407981	2.6389			7407981	2.6389
	Transfer			05 Apr 2019	100000	7507981	2.6745
	Transfer			02 Aug 2019	(400000)	7107981	2.5320
	Transfer			23 Aug 2019	(48700)	7059281	2.5147



Sr No.	Name & Type of Transaction	Shareholding at the beginning of the year - 2019		Transactions during the year		Cumulative Shareholding at the end of the year - 2020	
		NO.OF SHARES HELD	% OF TOTAL SHARES OF THE COMPANY	DATE OF TRANSACTION	NO. OF SHARES	NO OF SHARES HELD	% OF TOTAL SHARES OF THE COMPANY
	Transfer			30 Aug 2019	(30000)	7029281	2.5040
	Transfer			03 Jan 2020	(511000)	6518281	2.3220
	Transfer			07 Feb 2020	(1136492)	5381789	1.9171
	Transfer			14 Feb 2020	(239486)	5142303	1.8318
	Transfer			21 Feb 2020	(212957)	4929346	1.7559
	Transfer			28 Feb 2020	(100262)	4829084	1.7202
	Transfer			13 Mar 2020	(109071)	4720013	1.6814
	Transfer			20 Mar 2020	109674	4829687	1.7204
	Transfer			27 Mar 2020	(119418)	4710269	1.6779
	Transfer			31 Mar 2020	(75363)	4634906	1.6511
	AT THE END OF THE YEAR					4634906	1.6511
8	SUNDARAM MUTUAL FUND A/C SUNDARAM EMERGING SMALL CAP - SERIES II	6698010	2.3860			6698010	2.3860
	Transfer			05 Apr 2019	(6206)	6691804	2.3838
	Transfer			12 Apr 2019	(3775)	6688029	2.3824
	Transfer			31 May 2019	(57909)	6630120	2.3618
	Transfer			07 Jun 2019	(10000)	6620120	2.3582
	Transfer			14 Jun 2019	(30149)	6589971	2.3475
	Transfer			19 Jul 2019	(20000)	6569971	2.3404
	Transfer			09 Aug 2019	(60000)	6509971	2.3190
	Transfer			16 Aug 2019	(160000)	6349971	2.2620
	Transfer			23 Aug 2019	(31534)	6318437	2.2508
	Transfer			30 Aug 2019	(351407)	5967030	2.1256
	Transfer			06 Sep 2019	(256171)	5710859	2.0343
	Transfer			13 Sep 2019	(1084514)	4626345	1.6480
	Transfer			20 Sep 2019	(484981)	4141364	1.4752
	Transfer			18 Oct 2019	(10986)	4130378	1.4713
	Transfer			25 Oct 2019	(4233)	4126145	1.4698
	Transfer			29 Nov 2019	(11896)	4114249	1.4656
	Transfer			13 Dec 2019	(7209)	4107040	1.4630
	Transfer			27 Dec 2019	(400000)	3707040	1.3205
	Transfer			10 Jan 2020	(113762)	3593278	1.2800
	Transfer			17 Jan 2020	(21438)	3571840	1.2724
	Transfer			24 Jan 2020	(184168)	3387672	1.2068
	Transfer			06 Mar 2020	(3914)	3383758	1.2054
	AT THE END OF THE YEAR					3383758	1.2054
9	INDIA MIDCAP (MAURITIUS) LTD.	3301009	1.1759			3301009	1.1759
	AT THE END OF THE YEAR					3301009	1.1759
10	ICICI PRUDENTIAL LIFE INSURANCE COMPANY LIMITED	4521119	1.6105			4521119	1.6105
	Transfer			05 Apr 2019	(14247)	4506872	1.6055

Sr No.	Name & Type of Transaction	Shareholding at the beginning of the year - 2019		Transactions during the year		Cumulative Shareholding at the end of the year - 2020	
		NO.OF SHARES HELD	% OF TOTAL SHARES OF THE COMPANY	DATE OF TRANSACTION	NO. OF SHARES	NO OF SHARES HELD	% OF TOTAL SHARES OF THE COMPANY
	Transfer			26 Apr 2019	(148)	4506724	1.6054
	Transfer			03 May 2019	(148)	4506576	1.6053
	Transfer			24 May 2019	(63703)	4442873	1.5827
	Transfer			29 Jun 2019	(127152)	4315721	1.5374
	Transfer			05 Jul 2019	(255798)	4059923	1.4462
	Transfer			12 Jul 2019	(195989)	3863934	1.3764
	Transfer			02 Aug 2019	(18040)	3845894	1.3700
	Transfer			09 Aug 2019	(49105)	3796789	1.3525
	Transfer			06 Sep 2019	(453)	3796336	1.3523
	Transfer			13 Sep 2019	(32429)	3763907	1.3408
	Transfer			27 Sep 2019	(74093)	3689814	1.3144
	Transfer			04 Oct 2019	(1691)	3688123	1.3138
	Transfer			25 Oct 2019	(7151)	3680972	1.3112
	Transfer			01 Nov 2019	(1792)	3679180	1.3106
	Transfer			08 Nov 2019	(280)	3678900	1.3105
	Transfer			15 Nov 2019	(25548)	3653352	1.3014
	Transfer			22 Nov 2019	(65243)	3588109	1.2782
	Transfer			29 Nov 2019	(95351)	3492758	1.2442
	Transfer			06 Dec 2019	(115297)	3377461	1.2031
	Transfer			20 Dec 2019	(266718)	3110743	1.1081
	Transfer			27 Dec 2019	(331142)	2779601	0.9902
	Transfer			31 Dec 2019	(424358)	2355243	0.8390
	Transfer			13 Mar 2020	(66225)	2289018	0.8154
	AT THE END OF THE YEAR					2289018	0.8154

Note: 1. Paid up Share Capital of the Company (Face Value Rs. 5.00) at the end of the year is 280723217 Shares.

2. The details of holding have been clubbed based on PAN.

3. % of total Shares of the Company is based on the paid-up Capital of the Company at the end of the Year.

**v. Shareholding of Directors and Key Managerial Personnel**

Sr. No.	Name of Director/KMP	Shareholding at the beginning of the year - 2019		Cumulative Shareholding during the year	
	Name & Type of Transaction	NO.OF SHARES	% OF TOTAL SHARES OF THE COMPANY	NO OF SHARES HELD	% OF TOTAL SHARES OF THE COMPANY
1	ASHOK M. KATARIYA				
	AT THE BEGINNING OF THE YEAR	15236036	5.43	15236036	5.43
	AT THE END OF THE YEAR			15236036	5.43
2	SATISH D. PARAKH				
	AT THE BEGINNING OF THE YEAR	5904097	2.10	5904097	2.10
	AT THE END OF THE YEAR			5904097	2.10
3	SANJAY P. LONDHE				
	AT THE BEGINNING OF THE YEAR	418651	0.15	418651	0.15
	AT THE END OF THE YEAR			418651	0.15
4	MILAP RAJ BHANSALI				
	AT THE BEGINNING OF THE YEAR	0	0	0	0
	AT THE END OF THE YEAR			0	0
5	SHARADCHANDRA D. ABHYANKAR				
	AT THE BEGINNING OF THE YEAR	1791	0.001	1791	0.001
	AT THE END OF THE YEAR			1791	0.001
6	ALBERT TAURO				
	AT THE BEGINNING OF THE YEAR	364	0.0001	364	0.0001
	AT THE END OF THE YEAR			364	0.0001
7	GYAN CHAND DAGA				
	AT THE BEGINNING OF THE YEAR	0	0	0	0
	AT THE END OF THE YEAR			0	0
8	SUNANDA V. DANDEKAR				
	AT THE BEGINNING OF THE YEAR	0	0	0	0
	AT THE END OF THE YEAR			0	0
9	PARESH C. MEHTA				
	AT THE BEGINNING OF THE YEAR	43128	0.015	43128	0.02
	AT THE END OF THE YEAR			43128	0.02
10	MANOJ A. KULKARNI				
	AT THE BEGINNING OF THE YEAR	7447	0.003	7447	0.003
	AT THE END OF THE YEAR			7447	0.003



## V INDEBTEDNESS

### Indebtedness of the Company including interest outstanding/accrued but not due for payment

<b>Indebtedness at the beginning of the financial year</b>	<b>Secured Loans excluding deposits</b>	<b>Unsecured Loans</b>	<b>Deposits</b>	<b>Total Indebtness</b>
i) Principal Amount	5,17,73,46,758	2,68,35,85,154		7,86,09,31,912
ii) Interest due but not paid				-
iii) Interest accrued but not due	2,21,64,365	-		2,21,64,365
<b>Total (i+ii+iii)</b>	<b>5,19,95,11,122</b>	<b>2,68,35,85,154</b>	<b>-</b>	<b>7,88,30,96,276</b>
<b>Change in Indebtedness during the financial year</b>	<b>Secured Loans excluding deposits</b>	<b>Unsecured Loans</b>	<b>Deposits</b>	<b>Total Indebtness</b>
* Addition	2,44,71,23,31,422	76,39,33,238	-	2,45,47,62,64,660
* Reduction	2,47,36,63,67,842	2,60,92,52,410		2,49,97,56,20,252
<b>Net Change</b>	<b>(2,65,40,36,419)</b>	<b>(1,84,53,19,172)</b>	<b>-</b>	<b>(4,49,93,55,591)</b>
<b>Indebtedness at the end of the financial year</b>	<b>Secured Loans excluding deposits</b>	<b>Unsecured Loans</b>	<b>Deposits</b>	<b>Total Indebtness</b>
i) Principal Amount	3,48,68,25,259	83,82,65,982	-	4,32,50,91,241
ii) Interest due but not paid				-
iii) Interest accrued but not due	94,34,842	-	-	94,34,842
<b>Total (i+ii+iii)</b>	<b>3,49,62,60,101</b>	<b>83,82,65,982</b>	<b>-</b>	<b>4,33,45,26,083</b>

**VI. REMUNERATION OF DIRECTORS AND KEY MANAGERIAL PERSONNEL****A. Remuneration to Managing Director, Whole-time Directors and/or Manager:****(Amount In Rs. lakh)**

Sl. no.	Particulars of Remuneration	Name of MD/WTD/ Manager				
		Ashok Katariya	Satish Parakh	Sanjay Londhe	Milap Raj Bhansali	Total Amount
1	Gross salary	509.15	509.15	383.56	184.00	1,585.86
	(a) Salary as per provisions contained in section 17(1) of the Income-tax Act, 1961 including commision	504.89	460.33	320.61	160.86	1,446.69
	(b) Value of perquisites u/s 17(2) of the Income-tax Act, 1961	4.26	48.82	62.95	23.14	139.17
	(c) Profits in lieu of salary under section 17(3) of the Income- tax Act, 1961	0	0	0	0	-
2	Stock Option granted	-	-	-	-	0
3	Sweat Equity	-	-	-	-	0
4	"Commission"	-	-	-	-	-
	- as % of profit	0.50	0.50	0.25	0.25	-
	- others, specify	-	-	-	-	-
5	Others, please specify	-	-	-	-	-
	Total (A)	509.15	509.15	383.56	184.00	1,585.86
	Ceiling as per the Act	Rs. 55.12 Crore				

**B. Remuneration to other directors:****(Amount Rs. in lakh)**

Sl. no.	Particulars of Remuneration	Name of Directors				Total Amount
		Sharadchandra Abhyankar	Albert Tauro	Gyanchand Daga	Sunanda Dandekar	
1	<b>Independent Directors</b>					
	Fee for attending board committee meetings	7.20	5.40	4.80	8.40	25.80
	Commission	-	-	-	-	-
	Others, please specify	-	-	-	-	-
	Total (1)	7.20	5.40	4.80	8.40	25.80
2	<b>Other Non-Executive Directors</b>					
	Fee for attending board & committee meetings	-	-	-	-	-
	Commission	-	-	-	-	-
	Others, please specify	-	-	-	-	-
	Total (2)	-	-	-	-	-
	Total (B)=(1+2)	7.20	5.40	4.80	8.40	25.80
	Total Managerial Remuneration	7.20	5.40	4.80	8.40	25.80
	Overall Ceiling as per the Act	Rs. 1,00,000/- per meeting				

**C. REMUNERATION TO KEY MANAGERIAL PERSONNEL OTHER THAN MD/MANAGER/WTB****(Amount In Rs. lakh)**

Sl. no.	Particulars of Remuneration	Key Managerial Personnel		
		Company Secretary	CFO	Total Amount
1	Gross salary	27.85	124.00	151.85
	(a) Salary as per provisions contained in section 17(1) of the Income-tax Act, 1961	26.03	113.01	139.04
	(b) Value of perquisites u/s 17(2) Income-tax Act, 1961	1.82	10.99	12.81
	(c) Profits in lieu of salary under section 17(3) Income-tax Act, 1961	-	-	-
2	Stock Option	-	-	-
3	Sweat Equity	-	-	-
4	Commission			
	- as % of profit	-	-	-
	- others, specify	-	-	-
5	Others, please specify	-	-	-
	<b>Total</b>	<b>27.85</b>	<b>124.00</b>	<b>151.85</b>

**VII. PENALTIES / PUNISHMENT/ COMPOUNDING OF OFFENCES:**

The NCLT heard 3 Compounding Applications filed by the Company, its Directors and Key Managerial Persons designated as Company Secretary and Chief Financial Officer under Sections 188, 134 and 129 read with Sch. III of the Companies Act, 2013 and Compounding Fees of Rs.27 lakh was imposed. The Compounding Fees has been paid. However the Company, its Directors and Officers also had filed applications for compounding of offences under the Companies Act, 2013 / 1956 in respect of the inspection carried out in FY 2016-17 U/s 206, 207 of the Companies Act, 2013 with the Office of Regional Director, Western Region at Mumbai, which are yet to be heard.

**For and on behalf of Board of Directors of  
Ashoka Buildcon Limited**

**Place : Nashik  
Date : June 15, 2020**

**Sd/-  
(Ashok M. Katariya)  
Chairman  
DIN : 00112240**



**Annexure – VI****Annual Report on Corporate Social Responsibility**

[Pursuant to Companies (Corporate Social Responsibility Policy) Rules, 2014]

**1. Brief outline of the Company's CSR Policy**

CSR initiatives of the Company aim towards inclusive development of communities through a range of social interventions, enhancing skills and building social infrastructure to improve their livelihood. Our CSR approach focuses on development of communities around the vicinity of our projects and other offices. Your Company aims to provide a safer and better quality of life for the communities it serves, whilst ensuring the long-term sustainability of the Company's operations in the relevant industries where it operates.

In alignment with this vision the Company has initiated Road Safety Campaign under which the Company organizes Road Safety seminars and assists law enforcement agencies to strengthen discipline on roads.

Your Company recognizes the importance of water conservation for ensuring environmental sustainability. The Company, from time to time, supports humanitarian aid activities in its vicinity, by providing water tankers in water scarcity areas and taking initiatives for water conservation and harvesting.

The Company's CSR programs on Health are intended to improve the quality of care giving, preventive health care, etc. which also includes organizing preventive health check-up camps, eye check-up camps for truck drivers, blood donation camps at the Project sites, Toll Plazas and offices.

Corporate Social Responsibility committee of the Board has recommended and the Board has approved a Corporate Social Responsibility Policy in line with the requirements of Section 135 of the Act. The detailed CSR Policy of the Company is available on the website of the Company [www.ashokabuildcon.com](http://www.ashokabuildcon.com).

Your Company's focus areas under CSR are as under:

- a) Promotion of healthcare including preventive healthcare;
- b) Eradicating hunger, poverty and malnutrition;
- c) Promotion of education and employment-enhancing vocational skills;
- d) Ensuring environmental sustainability and animal welfare including measures for reducing inequalities faced by socially & economically backward groups;
- e) Other areas approved by the CSR Committee within the ambit of CSR Rules as amended from time-to-time.

**2. Composition of CSR Committee**

Please refer to Corporate Governance Report for the Composition of CSR Committee.

3. Average Net Profit of the Company for last 3 financial years : Rs.304.89 Crore

4. Prescribed CSR Expenditure : Rs.6.10 Crore

5. Details of CSR spent during the financial year 2019-20

a. Total amount to be spent for the financial year Rs.6.10 Crore

b. Total amount spent during the year Rs.8.34 Crore

c. Amount unspent, if any Nil

d. Manner in which amount was spent during financial year 2019-20 is detailed below :

Sr. No.	CSR activity	Relevant sector in which Project is covered	Location	Amount Outlay (budget) project or program wise (Rs. in lakh)	Amount spent (Rs. in lakh)	Amount spent directly / through implementing agency
1	Promoting health care including preventive health care	Health	In the States of Maharashtra and Madhya Pradesh	1615.00	806.36	Directly
2	Promoting education, including special education and employment enhancing vocational skills	Education	In the State of Maharashtra	550.00	18.05	Indirectly through NGOs*
3	Protection of flora & fauna, Animal Welfare, Agro forestry	Environmental sustainability and ecological balance	In the State of Maharashtra	80.00	9.88	Directly
			<b>Total</b>	<b>2400.00</b>	<b>834.29</b>	

\* JITO, JAERCPT, Chaturang Pratishthan, Vachan Sanskar and Smile Foundation.

6. In case the Company has failed to spend the two percent of the average net profit of the last three financial years or any part thereof, the Company shall provide the reasons for not spending the amount.

During the year the Company has spent more than 2% of the average net profit of the last three financial years. Please note that the Company has spent the unspent amount of previous years also during this year.

#### 7. CSR Committee Responsibility Statement

The CSR Committee confirms that the implementation and monitoring of the CSR Policy of the Company are in compliance with the CSR objectives and CSR Policy of the Company. The Company is committed to spend amount on CSR activities and would be strongly pursuing the same in coming year.

Sd/-  
(Satish Parakh)  
Managing Director  
DIN : 00112324

Place : Nashik  
Date : June 15, 2020

Sd/-  
(Gyan Chand Daga)  
Chairman (CSR Committee)  
DIN : 00101534

**Annexure – VII**  
**ASHOKA BUILDCON LIMITED**  
**REMUNERATION POLICY**

The Remuneration Policy (**“Policy / this Policy”**) of Ashoka Buildcon Ltd. (the “Company”) is designed to attract, motivate and retain manpower in a competitive market. The policy reflects the Company’s objectives for good corporate governance as well as sustained long-term value creation for shareholders.

The Policy applies to the Company’s Board of Directors, Senior Management, including its Key Managerial Personnel (KMP).

**Guiding principle**

The guiding principle is that the remuneration and the other terms of employment shall be competitive in order to ensure that the Company can attract and retain competent Executives.

**Remuneration Policy**

The Nomination and Remuneration Committee recommends to the Board the compensation package of the Executive Directors and also the compensation payable to the Non-Executive Directors of the Company in accordance with the provisions contained in the Companies Act, 2013.

The Company has the Policy of remunerating Non-Executive Directors through payment of Sitting Fees, or Commission or both within the ceiling prescribed by the Central Government.

**For and on behalf of Board**  
**Ashoka Buildcon Limited**

Sd/-  
**(Ashok M. Katariya)**  
**Chairman**  
**DIN : 00112240**

**Place : Nashik**  
**Date : June 15, 2020**

**Annexure – VIII**  
**ASHOKA BUILDCON LIMITED**  
**VIGIL MECHANISM / WHISTLE BLOWER POLICY**

**Introduction**

Ashoka Buildcon Ltd. (“**Company**”) believes in conduct of the affairs of its constituents in a fair and transparent manner by adopting highest standards of professionalism, honesty, integrity and ethical behavior. The Company is committed to develop a culture where it is safe for all employees to raise concerns about any fraudulent or unacceptable practice and any event of misconduct. Vigil Mechanism / Whistle Blower Policy (The Policy) is a device to help alert and responsible individuals to bring to the attention of the Management, promptly and directly, any unethical behavior, suspected fraud or abrasion or irregularity in the Company practices which is not in line with Code of Business Principles or the law of the land, without any fear or threat of being victimised.

This Policy is issued pursuant to Section 177 of the Companies Act, 2013, read with Rule 7 of the Companies (Meetings of Board and its Powers) Rules 2014 and Regulation 22 of SEBI LODR, 2015.

The Company is committed to provide adequate safeguards against victimisation of employees and directors or other persons who avail of such mechanism and also provide for direct access to the Chairperson of the Audit Committee or the Director nominated by the Audit Committee, as the case may be, in exceptional cases.

**a. Address for Communication :**

The Whistle Blower shall send his/her Grievance / concern / Complaint / irregularities (“Complaint”) by sending a mail to  
E-mail: [whistleblower@ashokabuildcon.com](mailto:whistleblower@ashokabuildcon.com)

Alternatively he/she may write a letter addressed to the following address.

To  
The Managing Director  
Ashoka Buildcon Limited  
S. No. 861, Ashoka House, Ashoka Marg,  
Vadala, Nashik – 422 011

The Complaint raised will be placed by the Managing Director before an appropriate Committee for investigation. The Committee will investigate the Complaint and if it finds no merit or materiality in the Complaint, the said Complaint will be closed and intimation will be sent to Whistle Blower within reasonable period but in any case not exceeding 90 days from the receipt of Complaint. The Committee shall give an opportunity of being heard to the Whistle Blower and the enquiry/investigation will be conducted following the principles of natural justice.

However, if any merit is found in the Complaint, the Committee may call for an independent inquiry which may be referred to the External Auditor or any external agency. However, at every stage of inquiry and before final decision is taken, the person complained against, shall be given an opportunity of being heard and such enquiry will be conducted following principles of natural justice. On receipt of the outcome of the external investigation, the Report will be placed before an Appropriate authority for final order. Whistle Blower shall be communicated a final decision.

In case of any criminal action that may be required/advised to be initiated, the Chairman of the Company will take a final decision.

**b. Protection**

- i. No unfair treatment will be given to a Whistle Blower by virtue of his/her having reported a Protected Disclosure under this Policy. The Company, as a policy, condemns any kind of discrimination, harassment, victimization of Whistle Blower. Complete protection will be given to Whistle Blower against any unfair practice like threat or termination / suspension of service, disciplinary action or the like including any direct or indirect use of authority to obstruct the Whistle Blower’s right to continue to perform his duties/functions including making further Protected Disclosure.
- ii. The Company will do its best to protect confidentiality of an identity of the Whistle Blower.
- iii. If the Whistle Blower makes an allegation in good faith, which is not confirmed by the investigation, no action will be taken against the Whistle Blower. However, if a complaint is found to be malicious or vexatious or made with any ulterior motive or malafide intention, appropriate disciplinary action will be taken.



iv. The Company will not entertain anonymous / frivolous grievance.

**c. Reporting:**

- A quarterly report with number of Complaints received under the Policy and their outcome shall be placed before the Audit Committee and the Board periodically.
- Details of establishment of such mechanism shall be disclosed by the Company on its website and in the Board's report.

**d. Coverage of Policy:**

The Policy covers malpractices and events which have taken place/ suspected to take place involving:

- i. Abuse of authority;
- ii. Breach of contract;
- iii. Negligence causing substantial and specific danger to public health and safety;
- iv. Manipulation of Company data/records;
- v. Financial irregularities, including fraud or suspected fraud;
- vi. Criminal offense;
- vii. Pilferation of confidential/propriety information;
- viii. Deliberate violation of law/regulation;
- ix. Wastage/misappropriation of Company funds/assets;
- x. Breach of employee Code of Conduct or Rules; and
- xi. Any other unethical, biased, favoured, imprudent event

**For and on behalf of Board  
Ashoka Buildcon Limited**

**Sd/-  
(Ashok M. Katariya)  
Chairman  
DIN : 00112240**

**Place : Nashik  
Date : June 15, 2020**

## ANNEXURE IX

### BUSINESS RESPONSIBILITY REPORT – March 31, 2020

#### SECTION A: GENERAL INFORMATION ABOUT THE COMPANY

1. **Corporate Identity Number (CIN) of the Company** : L45200MH1993PLC71970
2. **Name of the Company** : Ashoka Buildcon Limited
3. **Registered address** : S. No. 861, Ashoka House, Ashoka Marg, Vadala, Nashik – 422 011
4. **Website** : www.ashokabuildcon.com
5. **E-mail id** : investors@ashokabuildcon.com
6. **Financial Year reported** : Financial year ended March 31, 2020
7. **Sector(s) that the Company is engaged in (industrial activity code-wise):**

The Company is engaged in Engineering, Procurement and Construction, Operations and Maintenance of Roads & Highways. The Company is the Flagship Company of the Group, which comprises the Subsidiaries, step down subsidiaries and intermediate holding company. The Company has formed various Special Purpose Vehicle(s) for implementation of Projects awarded to it by various Government Agencies and National Highway Authority of India (NHAI).

- Construction and Maintenance of Roads (NIC Code 42101)
8. **List three key products/services that the Company manufactures/provides (as in balance sheet)**
    - Construction and maintenance of Roads
  9. **Total number of locations where business activity is undertaken by the Company:**
    - (a) **Number of International Locations (Provide details of major 5)** Nil
    - (b) **Number of National Locations**

The Company has/had its Projects and Administrative offices located in more than 21 States of the Country.

10. **Markets served by the Company – Local/State/National/International**  
National

#### SECTION B: FINANCIAL DETAILS OF THE COMPANY

1. Paid up Capital (INR) : 140.36 Crore
2. Total Turnover (INR) : 4,082.36 Crore
3. Total profit after taxes (INR) : 387.14 Crore
4. Total Spending on Corporate Social Responsibility (CSR) as percentage of profit after tax (%) : Please refer Annexure VI of the Board's Report.
5. List of activities in which expenditure in 4 above has been incurred:-  
Please refer Annexure VI of the Board's Report

**SECTION C: OTHER DETAILS****1. Does the Company have any Subsidiary Company/ Companies?**

Yes. The Company has 35 Subsidiaries as on March 31, 2020.

**2. Do the Subsidiary Company/Companies participate in the BR Initiatives of the parent company? If yes, then indicate the number of such subsidiary company(s)**

Ashoka Concessions Limited, an intermediate holding Company, which holds various Projects through Special Purpose Vehicles (SPVs) as Subsidiaries, participates in the BR initiatives of the Company.

**3. Do any other entity/entities (e.g. suppliers, distributors etc.) that the Company does business with, participate in the BR initiatives of the Company? If yes, then indicate the percentage of such entity/entities? [Less than 30%, 30-60%, More than 60%] :**

Other vendors/suppliers/contractors do not participate in BR Policy of the Ashoka group.

**SECTION D: BR INFORMATION****1. Details of Director/Directors responsible for BR****(a) Details of the Director/Directors responsible for implementation of the BR policy/policies**

Sr. No.	Particulars	Details
1.	DIN (if applicable)	00112604
2.	Name	Mr. Sanjay Londhe
3.	Designation	Whole-time Director
4.	Telephone number	0253 – 6633705
5.	e-mail id	<a href="mailto:sanjay.londhe@ashokabuildcon.com">sanjay.londhe@ashokabuildcon.com</a>

**(b) Details of the BR head :**

Same as above

**2. Principle-wise (as per NVGs) BR Policy/policies**

The National Voluntary Guidelines on Social, Environmental and Economic Responsibilities of Business (NVGs) released by the Ministry of Corporate Affairs has adopted nine areas of Business Responsibility.

These are mentioned briefly as under:

**Principle 1** - Businesses should conduct and govern themselves with Ethics, Transparency and Accountability.

**Principle 2** - Businesses should provide goods and services that are safe and contribute to sustainability throughout their life cycle.

**Principle 3** - Businesses should promote the well-being of all employees.

**Principle 4** - Businesses should respect the interests of, and be responsive towards all stakeholders, especially those who are disadvantaged, vulnerable and marginalized.

**Principle 5** - Businesses should respect and promote human rights.

**Principle 6** - Businesses should respect, protect, and make efforts to restore the environment.

**Principle 7** - Businesses, when engaged in influencing public and regulatory policy, should do so in a responsible manner.

**Principle 8** - Businesses should support inclusive growth and equitable development.

**Principle 9** - Businesses should engage with and provide value to their customers and consumers in a responsible manner.

**(a) Details of compliance (Reply in Y/N)**

[illegible]

\* Yes, the policy signed by Whole-time Director who is authorised to take necessary steps for complying with the BRR requirement and wherever the policy is not compliant with Local regulation, it is modified to suit the local requirements.

(b) If answer to the question at serial number 1 against any principle, is 'No', please explain why: (Tick up to 2 options)

No.	Questions	P1	P2	P3	P4	P5	P6	P7	P8	P9
1	The company has not understood the Principles	Not Applicable								
2	The company is not at a stage where it finds itself in a position to formulate and implement the policies on specified principles									
3	The company does not have financial or manpower resources available for the task									
4	It is planned to be done within next 6 Months	Not Applicable								
5	It is planned to be done within the next 1 year									
6	Any other reason (please specify)									



### 3. Governance related to BR

- (a) **Indicate the frequency with which the Board of Directors, Committee of the Board or CEO to assess the BR performance of the Company. Within 3 months, 3-6 months, Annually, More than 1 year**

BR Performance of the Company is evaluated annually by the CEO who is BR head.

- (b) **Does the Company publish a BR or a Sustainability Report? What is the hyperlink for viewing this report? How frequently it is published?**

The Company publishes BR Report annually and hosts the same on the website of the Company, [www.ashokabuildcon.com](http://www.ashokabuildcon.com) as a part of Annual Report of the Company.

## SECTION E: PRINCIPLE-WISE PERFORMANCE

### Principle 1

1. **Does the policy relating to ethics, bribery and corruption cover only the Company? Yes/ No.**

No, it covers group companies also.

**Does it extend to the Group/Joint Ventures/ Suppliers/ Contractors/NGOs /Others?**

The Company has the Policy relating to ethics, bribery titled as Code of Conduct for Board of Directors and Senior Management. The Business Ethics and Code of Conduct serves as the guiding philosophy for all employees, suppliers, customers, NGOs and others who have dealings with the Company. Fair and just business dealings free from any extraneous consideration ought to be followed by all employees in their day to day work life. The policy applies to all employees.

The Company has also in place a Whistle Blower Policy / Vigil Mechanism which seeks to empower employees and directors to raise any genuine concerns within the group. The Employees can utilise any mode of communication to which they can communicate their concern to the Senior Management.

Further the Audit Committee of the Company oversees Vigil Mechanism of the Company pursuant to the provisions of the Companies Act, 2013. The Chairman of the Audit Committee has exclusive access to designated email ID viz. [whistleblower@ashokabuildcon.com](mailto:whistleblower@ashokabuildcon.com)

2. **How many stakeholder complaints have been received in the past financial year and what percentage was satisfactorily resolved by the management? If so, provide details thereof, in about 50 words or so.**

No genuine concerns were received by different functionaries / stakeholders in the Company during the year under review. 9 (nine) Shareholder grievances were received and none of the complaints is pending as on March 31, 2020. No whistle blower complaint has been received during the year by the Audit Committee or its Chairman on designated email ID.

### Principle 2

**Businesses should provide goods and services that are safe and contribute to sustainability throughout their life cycle**

1. **List up to 3 of your products or services whose design has incorporated social or environmental concerns, risks and/or opportunities.**

The Company is an infrastructure developer. Ashoka also creates power distribution network for Power Transmission for State owned Electricity Boards. The Company also started execution of City Gas Distribution network in specified Geographical Areas as awarded by PNGRB.

We design roads and highways such that it minimizes use of natural resources and also redesign roads to avoid unnecessary cutting of trees and to protect environment.

We endeavor to minimize the adverse consequences and to maximize the benefit for the society at large mainly local population.

We are also constructing rain water harvesting infrastructure. The Company is committed towards protecting the environment and is an ISO: 14001:2015 and ISO 14064-1 compliant company, which encompasses monitoring and measurement of Green House Gas Emissions.

Ashoka also takes safety as a matter of utmost importance and it continues to make efforts to reduce accidents on the roads maintained by it. About 212 lessons have been conducted during the year under review covering 81086 participants. The Company has reached out to over 6, 12,400 students, truck drivers and other road users cumulatively since year 2013.

2. **For each such product, provide the following details in respect of resource use (energy, water, raw material etc.) per unit of product (optional):**

a. **Reduction during sourcing/production/distribution achieved since the previous year throughout the value chain?**

b. **Reduction during usage by consumers (energy, water) achieved since the previous year.**

- The Company is focused on recycling of existing road material and usage of materials such as pond ash and fly-ash to preserve natural resources from stone quarry & soil burrow.

- The Company has initiated and implemented the necessary steps to use rain water for ground water recharge through road friendly rainwater harvesting mechanisms.
- The Company installs Solar based road furniture such as blinkers etc. at its projects to save consumption of electrical energy. Major consumption of electricity / power requirement of one of the offices of the Company at Nashik is taken care by Solar Energy.
- **CGD**
- Deployment of recycling plants for reuse of RAP from existing bituminous pavements.
- Using Reinforced wall construction instead of RCC retaining wall, leading to large economy in construction cost.
- The Company uses resources such as artificial sand instead of natural sand. Also, use of fly ash reduces the cement consumption which ultimately reduces cost for the consumers and the consumer gets good quality of cohesive and durable mix.
- Using Reinforced wall construction instead of RCC retaining wall.

**c Does the Company have procedures in place for sustainable sourcing (including transportation)? If yes, what percentage of your inputs was sourced sustainably? Also, provide details thereof, in about 50 words or so.**

The Company has the procedures in place for sustainable sourcing. All the construction material like sand and aggregates are regularly procured locally eliminating unnecessary transportation. It is not possible to procure Bitumen, Steel and Cement locally, in such cases the nearest possible source is explored for procurement.

**d. Has the Company taken any steps to procure goods and services from local & small producers, including communities surrounding their place of work?**

**If yes, what steps have been taken to improve their capacity and capability of local and small vendors?**

Ashoka does use local vendors for pre-cast works such as kerb, drain cover etc., production of RCC Hume Pipes, for procuring road furniture such as

kilometer-stones etc. Ashoka also offers assignments to local sub-contractors for various works.

Ashoka regularly interacts with the vendors and educates them on the standards of quality required by the Company and their importance helps to enhance their approach and understanding of support functions.

**e. Does the Company have a mechanism to recycle products and waste? If yes, what is the percentage of recycling of products and waste (separately as <5%, 5-10%, >10%). Also, provide details thereof, in about 50 words or so.**

Yes, about 30%. The Company does recycle and use waste products in its operations such as use of RAP, use of reclaimed aggregates, reuse of GSB and use of pond ash.

**Principle 3**

**Businesses should promote employee well-being**

**1. Please indicate the Total number of employees. :**

The Company has 2951 permanent employees, which include 66 female and 2 physically challenged employees, on the rolls of the Company and Subsidiaries as on March 31, 2020.

**2. Please indicate the Total number of employees hired on temporary/contractual/casual basis :**

Depending upon the requirement of each of the Projects awarded to the Company, the Company engages employees on contractual basis.

**3. Please indicate the Number of permanent women employees. :**

The Company has 66 permanent women employees.

**4. Please indicate the Number of permanent employees with disabilities :**

The Company has 02 employees with disabilities.

**5. Do you have an employee association that is recognized by management:**

The Company does not have any employee association recognized by the Management nor by any other organization.

**6. What percentage of your permanent employees is members of this recognized employee association?**

N.A.

7. Please indicate the Number of complaints relating to child labour, forced labour, involuntary labour, sexual harassment in the last financial year and pending, as on the end of the financial year. :

Sr. No.	Category	No. of complaints filed during the financial year	No. of complaints pending as at the end of the financial year
1	Child labour/ forced Labour / involuntary labour	Nil	Nil
2	Sexual harassment	Nil	Nil
3	Discriminatory employment	Nil	Nil

8. What percentage of your under mentioned employees were given safety & skill up-gradation training in the last year?

- (a) Permanent Employees 35%  
 (b) Permanent Women Employees 35%  
 (c) Casual/Temporary/Contractual Employees 60%  
 (d) Employees with Disabilities Nil

As a part of reviewing the Emergency Response, we take mock drills at project sites and offices in which the response time of the team had been monitored. The Company has developed Emergency Response and Disaster Management Plan which consists of various provisions during the time of Emergency.

The Company actively participates in occasions like National Safety Road Safety Week, Environment Day, Fire Safety Week, etc. to increase awareness among employees, contractors and stakeholders. Every year, theme based campaigns are organized like Tree Plantation, Beat the Plastic Pollution, Defensive Driving, Fire Prevention, etc.

#### Principle 4

**Businesses should respect the interests of, and be responsive towards all stakeholders, especially those who are disadvantaged, vulnerable and marginalised.**

1. Has the Company mapped its internal and external stakeholders? Yes/No

The Company has mapped its key internal and external stakeholders and has implemented various practices for

engaging with them for fruitful dialogue and continued relationship. The Company generally and regularly engages with its community stakeholder group. The takeaways from these interactions are used for better designing and implementation of the Company's CSR activities.

2. Out of the above, has the Company identified the disadvantaged, vulnerable and marginalized stakeholders?

The Company has mapped disadvantaged, vulnerable and marginalized stakeholders and is actively working with them towards inclusive growth. As part of Company's CSR initiatives, the Company is providing healthcare & sanitation facilities to marginalized communities at or near our projects.

3. Are there any special initiatives taken by the Company to engage with the disadvantaged, vulnerable and marginalized stakeholders. If so, provide details thereof, in about 50 words or so.

- (1) Our construction Liaisoning team actively co-ordinates with Local Bodies, State Revenue Department for getting the compensation for such individuals affected due to road widening.
- (2) The Company takes all the necessary measures to reduce sound and dust pollution to the minimal limits.
- (3) Special road safety teams are deployed to take care of safety of pedestrians which include school students, locals etc.
- (4) Fuel emission is controlled by use of state of the art machinery as well as plants.

#### Principle 5

##### Businesses should respect and promote human rights

1. Does the policy of the Company on human rights cover only the Company or extends to the Group/Joint Ventures/Suppliers/Contractors/NGOs/Others?

Our Human Rights policy is applicable to all group companies, employees and directors.

2. How many stakeholder complaints have been received in the past financial year and what percent was satisfactorily resolved by the management?

There have been no stakeholder complaints related to human rights.

3. Percentage of satisfactory resolution of Stake holders' complaints.

Not Applicable

## Principle 6

**Businesses should respect, protect, and make efforts to restore the environment**

**1. Does the policy related to Principle 6 cover only the Company or extends to the Group/Joint Ventures/Suppliers/Contractors/NGOs/others.**

Our QHSE Policy is also applicable to all our Subsidiaries, Joint Ventures and Contractors.

**2. Does the company have strategies/ initiatives to address global environmental issues such as climate change, global warming, etc? Y/N. If yes, please give hyperlink for webpage etc.**

The Company has adopted strategies to address the global environmental issues such as Green House Gases. Necessary precautions are taken while designing roads to ensure that minimum damage is done to the environment. The trees are replanted as per Forest Laws. This is applicable across all group companies. No global project with the Company.

**3. Does the Company identify and assess potential environmental risks? Y/N**

Yes

**4. Does the company have any project related to Clean Development Mechanism? If so, provide details thereof, in about 50 words or so. Also, if Yes, whether any environmental compliance report is filed?**

The Company does not have any such project.

**5. Has the Company undertaken any other initiatives on – clean technology, energy efficiency, renewable energy, etc. Y/N. If yes, please give hyperlink for web page etc.**

Being one of the largest infrastructure developer companies of the Country, having a significant environmental footprint, Ashoka is well cognizant of its responsibilities towards preserving the environment. For Ashoka, Occupational Health, Safety and Environment are an integral part of its business strategy. The dealing with Occupational Health, Safety and Environment has been prepared, implemented, monitored and is in adherence to all the applicable regulations and industry practices. The policy has been made available to all the employees, workers and contractors. Ashoka is certified for the IMS (QMS:EMS:OHSAS) as well as Green House Gases emission, monitoring, measuring. The Company is compliant with following standards;

1. QMS : Quality Management System- ISO:9001:2015;

2. EMS : Environment Management System- ISO:14001:2015;
3. Occupational Health & Safety Management system ISO: 45001:2018 and
4. ISO:14064-1&2 || Green House Gaseous Emissions Certification for quantification, monitoring & reporting of greenhouse gaseous emission reductions or removal enhancement

The Company encourages its Sub-Contractors for obtaining various Systems and the Standard Certification for Quality, Safety and Environment.

The Key Environmental Initiatives taken by Ashoka during the year under review include:

1. **Utilization of Eco-friendly Construction methodology and machinery**
  - a. Ashoka deploys milling machines which work as recycling equipment for waste generated from old bituminous road enabling its reuse in new construction, thus resulting in reduction of use of aggregates and mining operations and at the same time reducing the requirement of transportation.
  - b. Warm Mix Macadam technique is being used in road construction activity which saves the fuel directly and final carbon emissions are reduced.
  - c. Solar panel based high mast lighting system has been deployed at road project site.
2. Electrical Energy :- Phase wise replacement of conventional bulbs with LED lights
3. Green Road: Tree Plantation along the road side.
6. **Are the Emissions/Waste generated by the company within the permissible limits given by CPCB/SPCB for the financial year being reported?**
  - Complied to the extent applicable.
7. **Number of show cause/ legal notices received from CPCB/SPCB which is pending (i.e. not resolved to satisfaction) as at the end of the Financial Year. Nil**

## Principle 7

**Businesses, when engaged in influencing public and regulatory policy, should do so in a responsible manner**

1. **Is your company a member of any trade and chamber or association? If Yes, Name only those major ones that your business deals with:**



- (a) Federation of Indian Chambers of Commerce and Industry
- (b) National Highways Builders Federation
- (c) Indian Road Congress
- (d) National Safety Council
- (e) Confederation of Indian Industry

**2. Have you advocated/lobbied through above associations for the advancement or improvement of public good? Yes/No; if yes specify the broad areas ( drop box: Governance and Administration, Economic Reforms, Inclusive Development Policies, Energy security, Water, Food Security, Sustainable Business Principles, Others)**

Ashoka does participate in each body especially related to Road Construction & Road Safety and contributes to the process of Policy Formulation.

Ashoka has implemented special mechanisms in terms of project managerial skills for better execution of projects, which are now being implemented by other construction companies as well.

**Principle 8**

**Businesses should support inclusive growth and equitable development.**

**1. Does the Company have specified programmes/initiatives/projects in pursuit of the policy related to Principle 8? If yes details thereof.**

As a responsible corporate citizen, the Company focuses on community development through its CSR activities. Details of our CSR activities are provided in Annexure VI to Board's Report.

The Company provides internships (industrial training) to college students in the vicinity of the project locations thus contributing to skill development.

The Company carries out safety programs and spreads awareness of road safety among the community nearby especially school children are made aware of the road safety. Training at young age definitely helps Ashoka to nurture future safe road users.

**2. Are the programmes/projects undertaken through in-house team/own foundation/external NGO/government structures/any other organization?**

The Company undertakes CSR activities mainly through in-house teams and NGOs.

**3. Have you done any impact assessment of your initiative?**

No

**4. What is your Company's direct contribution to community development projects- Amount in INR and the details of the projects undertaken.**

The total amount spent on all CSR activities and projects during the FY 2020 was Rs.8.34 Crore.

**5. Have you taken steps to ensure that this community development initiative is successfully adopted by the community? Please explain in 50 words, or so.**

The necessary steps are being taken to promote good health and proper sanitation amongst the local people, promoting education and environment protection.

**Principle 9**

**Businesses should engage with and provide value to their customers and consumers in a responsible manner.**

**1. What percentage of customer complaints/consumer cases are pending as on the end of financial year.**

Not Applicable, since no such complaint was received.

**2. Does the Company display product information on the product label, over and above what is mandated as per local laws? Yes/No/N.A. /Remarks(additional information)**

Not Applicable to the industry in which the Company operates.

**3. Is there any case filed by any stakeholder against the Company regarding unfair trade practices, irresponsible advertising and/or anti-competitive behaviour during the last five years and pending as on end of financial year. If so, provide details thereof, in about 50 words or so.**

No.

**4. Did your Company carry out any consumer survey/ consumer satisfaction trends?**

Not Applicable.

**For and on behalf of Board of Directors of  
Ashoka Buildcon Limited**

**Sd/-**

**Place : Nashik  
Date : June 15, 2020**

**(Ashok Katariya)  
Chairman  
DIN: 00112240**

## CORPORATE GOVERNANCE REPORT

### A. COMPANY'S PHILOSOPHY ON CORPORATE GOVERNANCE

Corporate Governance is the application of best management practices, compliance of laws & adherence to ethical standards to achieve the Company's objective of enhancing stakeholders' value and discharge of social responsibility. Your Company believes that Corporate Governance is a prerequisite for attaining sustainable growth in this competitive world. It involves a set of relationships between a Company's Management, its Board, Shareholders and Stakeholders. It is one of the key elements in improving the economic efficiency of the enterprise. Credibility generated by sound Corporate Governance enables an enterprise in enhancing the confidence of the investors – both domestic and foreign.

The Board of Directors ('The Board') is responsible for and committed to sound principles of Corporate Governance in the Company. The Board plays a crucial role in overseeing how the Management serves the short term and long-term interests of shareholders and other stakeholders. This belief is reflected in our governance practices, under which we strive to maintain an effective, informed and independent Board. We keep our governance practices under continuous review and benchmark ourselves to best practices.

### B. BOARD OF DIRECTORS

#### (i) Board Membership Criteria

The members of the Board of Directors of your Company possess the required expertise, skill and experience to effectively manage and direct your Company to attain its organizational goals. They are the persons with vision, leadership qualities, proven competence and integrity and with a strategic bent of mind.

Each member of the Board of Directors of your Company ensures that his/her personal interest does not run in conflict with your Company's interests. Moreover, each member uses his/her professional judgment to maintain both the substance and appearance of independence and objectivity.

#### (ii) Composition of the Board

The Composition of the Board as on 31<sup>st</sup> March, 2020 is in conformity with Regulation 17 of the Listing Regulations as well as the Companies Act, 2013. The Board of Directors is chaired by Executive Promoter Chairman and has an optimum combination of Executive, Non-Executive and Independent Directors. None of the Non-Executive Independent Directors have any material pecuniary relationships or transactions with the Company. A declaration to this effect is also submitted by all the Non-Executive Directors at the beginning of each financial year.

The Board of Directors of your Company has an optimum combination of Executive and Non-executive and Independent Directors to have a balanced Board Structure. The Board has Ten (10) Directors of which Four (4) are Executive Directors, One (1) is Non-Executive Non-Independent Director and Five (5) are Non-executive Independent Directors including a Woman Director. All independent Directors fulfill the conditions specified in LODR and are independent of the Management.

The Board of Directors, based on the declarations received from the Independent Directors, confirms that in their opinion, the independent directors fulfill the conditions specified in the Companies Act, 2013 and the Listing Regulations and are independent of the management.

The Company has also issued formal appointment letters to all the Independent Directors in the manner provided under the Companies Act, 2013 read with rules issued there under and the same is available on the website of the Company at [www.ashokabuildcon.com](http://www.ashokabuildcon.com). None of the Independent Directors of the Company has resigned before the expiry of their tenure. Thus, disclosures of detailed reasons for their resignation along with their confirmation that there are no material reasons, other than those provided by them are not applicable. Mr. Michael Pinto (DIN:00021565) retired as a Director of the Company w.e.f. April 01, 2019 on account of not seeking appointment for the second term as an Independent Director.

As mandated by Listing Regulations, none of the Directors is a member of more than ten Board level Committees or Chairman of more than five Committees across companies in which he/she is a Director. Relevant details of the Board as on 31<sup>st</sup> March, 2020 are given below.

Name of Director	Category of Director	Relationship with other Directors	#No. of Directorships in other companies	*No. of other Board Committee(s) of which he / she is a Member	*No. of other Board Committee(s) of which he / she is a Chairperson
Ashok Katariya (DIN:00112240)	Promoter, Executive and Non-independent	None	14	Nil	Nil
Satish Parakh (DIN:00112324)	Promoter, Executive and Non-independent	None	15	1	1
Sanjay Londhe (DIN:00112604)	Executive and Non-independent	None	06	Nil	Nil
Milap Raj Bhansali (DIN:00181897)	Executive and Non-independent	None	7	1	Nil
Sharadchandra Abhyankar (DIN:00108866)	Non-Executive and Independent	None	6	2	1
Albert Tauro (DIN:01860786)	Non-Executive and Independent	None	3	2	1
Gyan Chand Daga (DIN:00101534)	Non-Executive and Independent	None	4	1	Nil
Sunanda Dandekar (DIN:07144108)	Non-Executive and Independent	None	2	1	Nil

\*This includes chairmanship/membership of Audit Committee and Stakeholders Relationship Committee in other Companies.

# Number of Directorships held excludes Foreign Companies and Section 8 Companies, if any.

The Board critically evaluates the Company's management policies and their effectiveness and strategic direction. The agenda for the Board meetings includes a detailed analysis and review of annual strategic and operating plans and capital allocation and budgets. Additionally, the Board reviews related party transactions, possible risks and risk mitigation measures, financial reports from the Internal Auditors and Statutory Auditors. Frequent and strategic discussions provide the roadmap for the Company's future growth.

The skills, expertise and competencies of the Directors as identified by the Board, are provided hereunder. The Company has identified the Directors who possess these skills, expertise and competencies in the present mix of the Directors of the Company.

Sr. No.	Skill / expertise / competence	Name of the Director possessing such skill/expertise
1	<b>Organisational Purpose</b> Ability to recognize / identify the socio-economic, political, regulatory and competitive environment, both domestic and global, in which the Company is operating and insight to identify opportunities and threats for the Company's businesses. Ability to contribute towards creating an inspiring Vision for the Company.	Ashok Katariya Satish Parakh
2	<b>Strategic Insight</b> Ability to evaluate competitive corporate and business strategies and based thereon, contribute towards progressive refinement of the Company's strategies for fulfilment of its goals. Ability to comprehend strategy of organisation of the company, in the context of its sources of competitive advantage and assess its strengths and weaknesses.	Satish Parakh Sanjay Londhe

3	<b>Organisational Capacity Building</b> Expertise to evaluate organisational capacity and readiness across relevant parameters and provide guidance on bridging gaps in capacity building. Ability to understand the talent market and the Company's talent quotient so as to help finetune strategies to attract, retain and nurture competitively superior talent. Ability to appreciate and critique the need for in-depth specialisation across business critical areas such as manufacturing, marketing, legal, information technology, public advocacy etc., as well as the breadth of general management capabilities.	Sanjay Londhe Milap Raj Bhansali
4	<b>Stakeholder Value Creation</b> Ability to understand processes for shareholder value creation and its contributory elements and critique interventions towards value creation for the other stakeholders.	Milap Raj Bhansali Albert Tauro Sharadchandra Abhyankar Gyan Chand Daga
5	<b>Commercial Acumen</b> Commercial acumen to critique the Company's financial performance and evaluate the Company's strategies and action plans in the context of their financial outcomes.	Satish Parakh Milap Raj Bhansali Albert Tauro Gyan Chand Daga Sunanda Dandekar
6	<b>Risk Management and Compliance</b> Ability to appreciate key risks impacting the Company's businesses and contribute towards development of systems and controls for risk mitigation & compliance management and review and refine the same periodically.	Satish Parakh Sanjay Londhe Milap Raj Bhansali Sunanda Dandekar
7	<b>Policy Evaluation</b> Ability to comprehend the Company's governance philosophy and contribute towards its refinement periodically. Ability to evaluate policies, systems and processes in the context of the Company's businesses, and review the same periodically.	Albert Tauro Sharadchandra Abhyankar Gyan Chand Daga Sunanda Dandekar
8	<b>Culture Building</b> Ability to contribute to the Board's role towards promoting an ethical organisational culture, eliminating conflict of interest, and setting & upholding the highest standards of ethics, integrity and organisational conduct.	Satish Parakh Milap Raj Bhansali Albert Tauro
9	<b>Board Structure</b> Ability to comprehend the statutory roles and responsibilities of a Director and of the Board as a whole. Ability to encourage and sustain a cohesive working environment and to listen to multiple views and thought processes and synergise a range of ideas for organisational benefit.	Satish Parakh Sharadchandra Abhyankar Sunanda Dandekar

### (iii) Board Meetings / Annual General Meeting

During the financial year 2019-20, the Board of Directors of your Company met Seven (07) times on May 22, 2019, July 29, 2019, August 13, 2019, September 18, 2019, November 13, 2019, February 07, 2020 and March 23, 2020. None of the meetings of Board of Directors was held with a gap of more than 120 days.

The Annual General Meeting of the Financial Year ended on March 31, 2019 was held on September 18, 2019. Details regarding the attendance of the Directors at the Board Meetings and the Annual General Meeting held during the financial year 2019-20 are presented in the following table:



Name of the Director	No. of Meetings held	No. of Board Meetings Attended	Whether AGM 2019 Attended (Yes/No/N.A.)
Ashok Katariya	7	7	Y
Satish Parakh	7	7	Y
Sanjay Londhe	7	7	Y
Milap Raj Bhansali	7	7	Y
Sharadchandra Abhyankar	7	6	Y
Albert Tauro	7	4	N
Gyan Chand Daga	7	7	Y
Sunanda Dandekar	7	7	Y

**(iv) Membership Term**

According to your Company's Articles of Association, at every Annual General Meeting, one-third of the Directors excluding Independent Directors, for the time being are liable to retire by rotation or, if their number is not three or a multiple of three, then the number nearest to one-third, shall retire from the office, eligible for re-appointment.

The Directors to retire by rotation at every Annual General Meeting shall be those who have been longest in office since their last appointment. However, as between persons who became Director on the same day and those who are to retire shall (unless they otherwise agree among themselves) be determined by lot. A retiring Director shall be eligible for re-appointment.

The Independent Directors' appointment/re-appointment will be for a maximum period of term of Five (5) consecutive years as per the provisions of the Act.

Mr. Sharadchandra Abhyankar (DIN:00108866), Mr. Albert Tauro ((DIN:01860786) and Mr. Gyan Chand Daga (DIN:00101534) have been re-appointed as Independent Directors for a second term of Five (5) consecutive years from April 01, 2019 to March 31, 2024 and Ms. Sunanda Dandekar for a second term of Five (5) consecutive years from March 30, 2020 to March 29, 2025. Mr. Mahendra Mehta has been appointed for the first term of consecutive 5 years from April 01, 2020.

None of the Independent Directors of the Company has attained age of 75 years.

**(v) Code of Conduct**

Your Company's Board of Directors has prescribed a Code of Conduct for all Board Members and the Company's Senior Management. The Code of Conduct is available on your Company's website [www.ashokabuildcon.com](http://www.ashokabuildcon.com).

All the Board Members and the Senior Management personnel of your Company have affirmed their compliance with the Code of Conduct for the year ended March 31, 2020. A declaration to this effect as signed by the Managing Director is given below:

***Declaration of compliance with the Code of Conduct***

***This is to certify that, in line with the requirement of Regulation 26 (3) of the SEBI (Listing Obligations and Disclosure Requirements) Regulation, 2015, all the Directors of the Board and Senior Management Personnel have solemnly affirmed that to the best of their knowledge and belief, they have complied with the provisions of the Code of Conduct during the financial year 2019-20.***

**For Ashoka Buildcon Limited**

**Sd/-**

**(Satish Parakh)**

**Managing Director**

**DIN-00112324**

**Place : Nashik**

**Date : June 15, 2020**

## C. BOARD COMMITTEES

In compliance with the mandatory requirements under Regulation 17 of the LODR 2015 and the applicable laws, your Company's Board of Directors constituted the following Committees:

- i) Audit Committee;
- ii) Nomination and Remuneration Committee;
- iii) Stakeholders' Relationship Committee;
- iv) Corporate Social Responsibility Committee; and
- v) Risk Management Committee

The Chairman of the Board, in consultation with the Company Secretary and the respective Chairman of these Committees, determines the frequency of the meetings of these Committees. The recommendations of the Committees are submitted to the Board for approval. The Board of Directors has also adopted the various policies in line with the LODR 2015 and the Act for the effective and defined functioning of the respective Committees of the Board.

### i) Audit Committee

The composition of the Audit Committee is in line with the provisions of section 177 of Companies Act, 2013 read with Rule 6 and 7 of the Companies (Meetings of the Board and its Powers) Rules, 2014 and Listing Regulations. Further the Committee invites the Whole time Directors, Chief Executive Officer, Chief Financial Officer, Statutory and Internal Auditors to attend the Audit Committee Meetings. The Audit Committee has been reconstituted on July 29, 2019 and the current composition of the committee is as follows:

Sr. No.	Name	Designation
1	Albert Tauro	Chairman (Independent Director)
2	Sunanda Dandekar	Member (Independent Director)
3	Milap Raj Bhansali	Member (Executive Director)
4	Sharadchandra Abhyankar	Member (Independent Director)

The Company Secretary of the Company acts as the Secretary of the Committee.

The terms of reference of the Audit Committee were revised on March 15, 2019 in view of amendments

in LODR effective April 01, 2019. The brief terms of reference of the Audit Committee, inter alia, include;

- a) review of financial reporting processes, internal control and governance processes;
- b) develop an audit plan for committee;
- c) risk management framework concerning critical operations of the Company;
- d) discussion on quarterly, half yearly and Annual financial statements and the auditor's report;
- e) interaction with statutory, internal auditors to ascertain their independence and effectiveness of audit process;
- f) Reviewing the adequacy & effectiveness of Internal Financial control and internal audit function;
- g) recommendation for appointment, remuneration and terms of appointment of auditors;
- h) related party transactions.

The Audit Committee has also powers inter alia to investigate any activity within its terms of reference and to seek information from any employee of the Company and seek legal and professional advice.

The Committee also reviews information prescribed under Regulation 18(3) of the LODR 2015. Information to be reviewed mandatorily by Audit Committee, inter alia, includes:

- Management discussion and analysis of financial condition and results of operations;
- Statement of significant related party transactions (as defined by the audit committee) submitted by management;
- Management letters/letters of internal control weakness issued by the statutory auditors;
- Internal audit reports relating to internal control weakness; and
- The appointment, removal and terms of remuneration of the Internal Auditors shall be subject to review by the audit committee.

The detailed terms of reference of Audit Committee are available on your Company's website [www.ashokabuildcon.com](http://www.ashokabuildcon.com).

The Company's Audit Committee met Six (6) times during the financial year 2019-20 on May 22, 2019, July 29, 2019, August 13, 2019, November 13, 2019, February 07, 2020 and March 23, 2020.

The following table presents the details of attendance at the Audit Committee meetings held during the financial year 2019-20.

Name of the Member	No. of meetings held	No. of Meetings Attended
Albert Tauro	6	4
Sunanda Dandekar	6	6
Milap Raj Bhansali	6	6
*Sharadchandra Abhyankar	5	5

\*Sharadchandra Abhyankar became member of Audit Committee on July 29, 2019. All the recommendations of the Audit Committee during the year were accepted by the Board of Directors of the Company.

## ii) Nomination and Remuneration Committee

The Nomination and Remuneration Committee of the Board of Directors of your Company consists of the following Members as on March 31, 2020:

Sr. No.	Name	Designation
1)	Albert Tauro	Chairman – Independent Director
2)	Sharadchandra Abhyankar	Member – Independent Director
3)	Sunanda Dandekar	Member – Independent Director

The Company Secretary acts as the Secretary of the Committee. During the financial year 2019-20 One (1) meeting of the Committee was held on March 23, 2020.

The following table presents the details of attendance at the Nomination and Remuneration Committee meetings held during the financial year 2019-20.

Name of the Member	No. of meetings held	No. of Meetings Attended
Albert Tauro	1	1
Sharadchandra Abhyankar	1	1
Sunanda Dandekar	1	1

The terms of reference of the Nomination and Remuneration Committee were revised in view of amendments in LODR effective April 01, 2019. The terms of reference of the Nomination and Remuneration Committee are available on the website of the Company [www.ashokabuildcon.com](http://www.ashokabuildcon.com)

The Board has also framed an Evaluation policy in terms of the requirement of Section 178 of the Act and the same is available on your Company's website [www.ashokabuildcon.com](http://www.ashokabuildcon.com).

## Remuneration Policy

The Nomination and Remuneration Committee has laid down the criteria for determining qualifications, positive attributes and independence of a person proposed to be appointed as a Director and recommend to the Board a policy, relating to the remuneration for the directors, key managerial personnel and other employees. The Remuneration Policy has been hosted on the website of the Company [www.ashokabuildcon.com](http://www.ashokabuildcon.com).

This policy ensures that :

- The level and composition of remuneration is reasonable and sufficient to attract, retain and motivate directors and key managerial persons of the quality required to run the company successfully;
- Relationship of remuneration to performance is clear and meets appropriate performance benchmarks; and
- Remuneration to directors, key managerial personnel and senior management involves a balance between fixed and incentive pay reflecting short and long-term performance objectives appropriate to the working of the Company and its goals.
- Remuneration paid to Non-executive Directors :

The Non-executive Directors of your Company are paid remuneration by way of sitting fees.

Details of Remuneration paid during the financial year 2019-20.

Name of the Non-Executive Director	Sitting Fees (Amount in Rs.)
Sharadchandra Abhyankar	7,20,000
Albert Tauro	5,40,000
Gyan Chand Daga	4,80,000
Sunanda Dandekar	8,40,000
Total	25,80,000

As per the disclosures received from the Independent Directors, following is their shareholding in the Equity Shares of the Company.

Name of the Non-Executive Independent Director	No. of Shares held as on March 31, 2020
Sharadchandra Abhyankar	1,791
Albert Tauro	364
Gyan Chand Daga	Nil
Sunanda Dandekar	Nil

There were no other pecuniary relationships or transactions of the Non-Executive Directors with the Company.

**Remuneration paid to Executive Directors:**

The remuneration of Executive Director/s is decided by the Board of Directors as per the Company's remuneration policy laid down by the Nomination and Remuneration Committee and within the overall ceiling approved by shareholders.

(Rupees in Lakh)

Particulars	Ashok Katariya	Satish Parakh	Sanjay Londhe	Milap Raj Bhansali
Term of Appointment	For a period of 5 years from April 1, 2015	For a period of 5 years from April 1, 2015	For a period of 5 years from April 1, 2015	For a period of 5 years from April 1, 2017
Salary	371.34	371.34	182.19	69.26
Allowances	49.56	49.56	118.37	49.87
Commission	84.00	84.00	83.00	64.87
Bonus & Ex-Gratia	4.25	4.25	-	-
Variable Pay – Commission @	0.50%	0.50%	0.25%	0.25%
Perquisites	-	-	-	-
Stock Option Details, if any	-	-	-	-

The tenure of office of the Executive Director can be terminated by the Company or the Executive Director by giving, the other, three months' prior Notice of termination in writing.

None of the Directors is entitled to any benefit upon termination of their association with your Company.

**(iii) Stakeholders' Relationship Committee**

The Stakeholders Relationship Committee consists of the following Members as on March 31, 2020.

Sr. No.	Name	Designation
1	Sharadchandra Abhyankar	Chairman – Independent Director
2	Gyan Chand Daga	Member – Independent Director
3	Albert Tauro	Member – Independent Director

The Company Secretary acts as the Secretary of the Committee.

The meeting of the Stakeholders' Relationship Committee could not be held during the year due to exceptional situation of COVID-19 Pandemic. However the Board of Directors had been informed about the grievance status on quarterly basis. There were no major grievances received by the Company which remained unresolved for more than 30 days. The details of grievances received and resolved during the year are as follows:

Nature of grievance	Received	Resolved	Pending
Status of applications lodged for public issue(s)	N. A.	N. A.	N. A.
Request for MoA/AoA, Postal Ballot, Con-call Transcripts	Nil	Nil	Nil
Duplicate Dividend Warrant	1	1	N. A.
Non-receipt of Dividend	1	1	Nil
Unclaimed Dividend	1	1	Nil
Non-receipt of Bonus Shares	1	1	Nil
Non-receipt of payment for fractional Bonus Shares	3	3	Nil
Service of documents by Speed Post	2	2	Nil
<b>TOTAL</b>	<b>9</b>	<b>9</b>	<b>Nil</b>



The terms of reference of the Stakeholders Relationship Committee were revised on March 15, 2019 in view of amendments in LODR effective April 01, 2019. The brief terms of reference of the Stakeholders Relationship Committee are as follows:

- To look into and redress shareholders/investors grievances relating to transfer of shares;
- To appoint compliance officer for redressal of investor grievances and fix his responsibilities;
- Non-receipt of declared dividends, non-receipt of Annual Reports;
- All such complaints directly concerning the shareholders/investors as stakeholders of the Company; and
- Any such matters that may be considered necessary in relation to shareholders and investors of the Company.

#### iv) Corporate Social Responsibility Committee

The Corporate Social Responsibility Committee of the Board of Directors of your Company consists of the following Members as on March 31, 2020:

Sr. No.	Name	Designation
1	Gyan Chand Daga	Chairman (Independent Director)
2	Satish Parakh	Member (Managing Director)
3	Milap Raj Bhansali	Member (Whole-time Director)

One meeting of the CSR Committee was held during the year under review, on November 13, 2019. The details of the CSR activities of the Company are provided in **Annexure VI** to the Board's Report and placed on the website of the Company.

#### Terms of Reference of Corporate Social Responsibility Committee:

- To formulate and recommend to the Board, a Corporate Social Responsibility Policy which shall indicate activities to be undertaken by the Company as specified in Schedule VII of the Act;
- To recommend the amount of expenditure to be incurred on activities referred to in clause (a); and
- To monitor the implementation of the Corporate Social Responsibility Policy of the Company from time to time.

#### (v) Risk Management Committee

The Risk Management Committee has been formed on March 15, 2019 and consists of the following Members :

Sr. No.	Name	Designation
1	Sanjay Londhe	Chairman (Whole-time Director)
2	Milap Raj Bhansali	Member (Whole-time Director)
3	Paresh Mehta	Member (Chief Financial Officer)

The Company Secretary acts as the Secretary of the Committee. One meeting of the Risk Management Committee was held during the year.

#### Meeting of Independent Directors

The separate meeting of Independent Directors (IDs) of the Company as per the requirements of Schedule IV of the Act and Regulation 25 (3) & (4) of the LODR 2015 could not be held due to exceptional situation of COVID-19 Pandemic. However telephonic discussion was held among all the IDs and a detailed discussion was held on the following :

- The performance of Non-Independent directors and the Board of Directors as a whole;
- The performance of the Chairman of the Company, taking into account the views of the Executive and Non-Executive Directors; and
- Assessed the quality, content and timelines of flow of information between the Management and the Board that is necessary for the Board to effectively and reasonably perform their duties; and
- Suggestions for improvement of Corporate Governance.

#### Performance Evaluation of Directors

The Nomination and Remuneration Committee has devised criteria for evaluation of the performance of the Directors including the Independent Directors. The said criteria provide certain parameters like attendance at meetings, preparedness and contribution at Board Meetings, knowledge / understanding about the business of the Company, effective participation in the board discussion, compliance with the code of conduct, vision and strategy, interpersonal skills etc. which are used by the Committee and/or the Board while evaluating the performance of each

Director.

The Board carried out an annual performance evaluation of the Board, Committees, Individual Directors and the Chairman.

The evaluation involves Self-Evaluation by the Board Member and subsequently assessment by the Board of Directors. A member of the Board does not participate in the discussion of his / her own evaluation. The report on evaluation of the respective Director is prepared as per the Evaluation Criteria fixed by Nomination and Remuneration Committee. The performance of each Committee has been evaluated by the Board, based on report on evaluation received from respective Committees. The report on performance evaluation of the Individual Directors has been reviewed by the Chairman of the Board.

#### **Familiarisation Program for Independent Directors**

The Board members are provided with necessary documents/reports and internal policies to enable them to familiarise with the Company's procedures and practices. Periodic presentations are made at the Board and Committee Meetings, on business and performance updates of the Company. Detailed presentations on the Company's business segments are made at the meetings of the Board of Directors. Quarterly updates on relevant statutory, regulatory changes are regularly presented and circulated to the Directors. Further detailed presentations on each of the Projects undertaken by the Company and its Subsidiaries are organised for the Independent Directors to enable them to understand and acquaint with the operations of the Company.

#### **SEBI Complaints Redress System (SCORES)**

The investor complaints are processed in a centralised web based complaints redressal system. The salient features of this system are centralised database of all complaints, online upload of Action Taken Reports (ATRs) by the concerned company and online viewing by investors of actions taken on the complaint and its current status. The Company has designated e-mail ID [investors@ashokabuildcon.com](mailto:investors@ashokabuildcon.com) exclusively for investors servicing.

Your Company has been registered on SCORES Portal and makes every effort to resolve all investor complaints received through SCORES or otherwise within the statutory time limit from the receipt of the complaint.

The Company reports that there are no equity shares lying in the Demat Suspense Account/Unclaimed Suspense Account pursuant to the Company's public issue.

#### **INVESTOR EDUCATION AND PROTECTION FUND (IEPF)**

Pursuant to the provisions of Section 124 of the Act read with Investor Education and Protection Fund Authority (Accounting Audit Transfer and Refund) Rules, as amended, an amount of Rs.15,486/- against unpaid / unclaimed dividend for FY 2012-13 (interim) has been transferred to IEPF during the year 2019-20 along with the underlying 712 equity shares.

**D. GENERAL BODY MEETINGS**

Details of your Company's last three Annual General Meetings are presented in the following table.

<b>Nature of Meeting</b>	<b>Date &amp; Time</b>	<b>Venue</b>	<b>Details of Special Resolutions passed</b>
Annual General Meeting	18.09.2019 at 12.30 p.m.	Hotel Express Inn, Pathardi Phata, Nasik – 422 010	None
Annual General Meeting	19.09.2018 at 12.30 p.m.	Hotel Express Inn, Pathardi Phata, Nasik – 422 010	None
Annual General Meeting	30.09.2017 at 11.30 a.m.	Hotel Express Inn, Pathardi Phata, Nasik – 422 010	<ol style="list-style-type: none"> <li>1. To approve reclassification of the shareholding of Sanjay Londhe, Whole-time Director and his relatives from Promoter and Promoter Group Category to Public Category in the shareholding pattern of the Company.</li> <li>2. To approve continuation of employment of Sanjay Londhe, as a Whole-time Director after re-classification of his shareholding to the Public Category.</li> <li>3. To approve Re-classification of the shareholding of Narendra Shakadwipi and his relatives from Promoter and Promoter Group Category to Public Category in the shareholding pattern of the Company.</li> <li>4. To offer, issue and allot shares of the Company on preferential allotment basis, under Qualified Institutional Placement or to raise debt by way of offer, issue and allotment of Debt instruments.</li> <li>5. To alter articles of the Company.</li> <li>6. To approve for enabling resolution for conversion of loan into equity shares in the event of default.</li> </ol>

**Postal Ballot**

During the year under review, the following resolutions were approved by way of Postal Ballot.

**July 3, 2019**

1. To revise the remuneration payable to Ashok Katariya (DIN: 00112240), Whole-time Director, designated as the Chairman of the Company;
2. To revise the remuneration payable to Satish Parakh (DIN: 00112324), Managing Director of the Company;
3. To revise the remuneration payable to Sanjay Londhe (DIN: 00112604), Whole-time Director of the Company;
4. To revise the remuneration payable to Milap Raj Bhansali (DIN : 00181897) Whole-time Director of the Company;
5. To raise the Funds;
6. To approve Transactions with Related Parties under Section 188 of the Companies Act, 2013;

7. To appoint Sunanda Dandekar (DIN : 07144108) as an Independent Director for 2<sup>nd</sup> term of 5 consecutive years from March 30, 2020; and
8. To continue Ashok Katariya as a Whole-time Director upon attaining the age of 70 years to be designated as Chairman.

#### **Procedure followed by Company for conducting Postal Ballot**

After receiving the approval of the Board of Directors and consent of the Scrutinizer, notice of the Postal Ballot containing text of the Resolutions and Explanatory Statement to be passed through postal ballot, Postal Ballot Form and self-addressed postage pre-paid envelopes are sent to the shareholders to enable them to consider and vote for or against the proposal within a period of 30 days from the date of dispatch. The Company also provides e-voting facility to enable the shareholders to cast their votes by electronic means. A notice is published in the newspapers regarding dispatch of Postal Ballot notices. After the last date of receipt of ballots, the Scrutinizer, after due verification submits the result to the Chairman. Thereafter, the result of the postal ballot is declared. The same along with Scrutiniser's Report is submitted to the Stock Exchanges and also displayed on the website of the Company i.e. [www.ashokabuildcon.com](http://www.ashokabuildcon.com).

### **E. DISCLOSURES**

#### **i) Related Party Transactions**

There have been no materially significant related party transactions, pecuniary transactions or relationships between your Company and the Directors, management, subsidiary or relatives, except for those disclosed in the financial statements for the year ended March 31, 2020 and as reported in the Board's Report in terms of requirement under Section 134 of the Act.

The Company's Related Party Transaction Policy was amended on March 15, 2019 in accordance with the LODR effective from April 1, 2019. The Company's Policy on materiality of related party transactions and the Policy on dealing with related party transactions have been hosted on its website [www.ashokabuildcon.com](http://www.ashokabuildcon.com).

#### **ii) Details of non-compliance by the Company, penalties and strictures imposed on the Company by Stock Exchange(s) or SEBI, or any other statutory authority, on any matter related to capital markets during the last three years**

There has been no non-compliance of any legal

requirements nor have there been any strictures imposed by any Stock Exchange or SEBI or any statutory authority on any matter related to Capital Markets during the last three years, except letter received from NSE for non-disclosure of Dividend Distribution Policy in Annual Report of Financial Year 2016-17. The said policy is hosted on the website of the Company [www.ashokabuildcon.com](http://www.ashokabuildcon.com).

During the financial year 2016-17, an inspection under section 206/207 of the Act had been carried out by the Office of Regional Director, Ministry of Corporate Affairs, Mumbai. The Registrar of Companies (RoC), Mumbai, sent show cause notices to Whole-time Directors, Managing Director and Key Managerial Persons to which replies have been submitted to RoC.

The Company and the Whole-time Directors, Managing Director and Key Managerial Persons have filed compounding applications with the Registrar of Companies, Mumbai, National Company Law Tribunal and/or Regional Director, Western Region, Ministry of Corporate Affairs.

The National Company Law Tribunal has heard the said applications and passed necessary orders in the matters related to Sections 129 read with (Sch. III), 134 and 188 under the Companies Act, 2013. The matter is pending at the office of Regional Director, Western Region, Mumbai, for other 5 sections.

#### **iii) Compliance with Mandatory Requirements and adoption of Non-Mandatory Requirements**

- The Company has complied with all the mandatory requirements of Regulation 34 of the Listing Regulations;
- Further, the Company has also adopted the following non-mandatory requirements of Regulation 27 read with Part E of schedule II of the Listing Regulations; and
- Audit Qualification : The Company is in the regime of unqualified financial statements.

#### **iv) Non-compliance of any requirement of Corporate Governance Report of sub-paras (2) to (10) of Para C to Schedule V of the Listing Regulations**

The Company has complied with all the requirements in this regard, to the extent applicable.

#### **v) Whistle Blower Policy**

Your Company believes in conducting its business and working with all its stakeholders, including



employees, customers, suppliers and shareholders in an ethical and lawful manner by adopting highest standard of professionalism, honesty, integrity and ethical behavior.

Your Company prohibits any kind of discrimination, harassment, victimization or any other unfair practice being adopted against an employee. In accordance with LODR 2015, your Company has adopted a Whistle Blower policy with an objective to provide its employees a mechanism whereby concerns can be raised in line with the Company's commitment to highest standards of ethical, moral and legal business conduct and its commitment to open communication. In accordance with the Policy, a Complaint will be placed before an appropriate Committee for investigation under this policy. Employees of the Company can directly send their grievance to [whistleblower@ashokabuildcon.com](mailto:whistleblower@ashokabuildcon.com).

The employees may, where the matters are of grave nature, make disclosures directly to the Managing Director of the Company or Chairperson of the Audit Committee of the Board of Directors of the Company. No personnel have been denied access to the Audit Committee of the Company. The Company has a Vigil Mechanism and Whistle-Blower Policy under which the employees are free to report violations of applicable laws and regulations and the Code of Conduct. The reportable matters will be placed before appropriate committee.

#### vi) Certificate on Corporate Governance

A Certificate from M/s. S. Anantha & Ved LLP (LLP IN AAH8229), Practising Company Secretaries, Mumbai, confirming the compliance with conditions of Corporate Governance as stipulated under Regulation 34 read with Schedule V of the LODR 2015 is annexed to the Board's Report forming part of the Annual Report.

Certificate from Practicing Company Secretary Certificate as required under Part C of Schedule V of the Listing Regulations received from Sachin Sharma, Partner of M/s. S. Anantha & Ved LLP (LLP IN AAH8229), Practising Company Secretaries, that none of the Directors on the Board of the Company have been debarred or disqualified from being appointed or continuing as directors of the Company by the Securities and Exchange Board of India/ Ministry of Corporate Affairs or any such statutory authority was placed before the Board of Directors at their meeting held on June 15, 2020.

#### xii. Code of Conduct to Regulate, Monitor and Report Trading by Designated Persons

The Company has adopted Code of Conduct to Regulate, Monitor and Report Trading by Designated Persons under Securities and Exchange Board of India (Prohibition of Insider Trading) Regulations, 2015. SEBI notified several amendments to the said Regulations pursuant to SEBI (Prohibition of Insider Trading) (Amendment) Regulations, 2018 which were effective from 1st April, 2019. The Company has complied with all the mandatory requirements specified in regulations 17 to 27 and clauses (b) to (i) of sub-regulation (2) of regulation 46 of SEBI (Listing Obligations and Disclosure Requirements) Regulations, 2015.

The Corporate Governance Report of the Company for the year ended 31st March, 2020 is in compliance with the requirements of Corporate Governance under SEBI (Listing Obligations and Disclosure Requirements) Regulations, 2015.

#### vii) CEO / CFO Certification

The Managing Director and the Chief Financial Officer of the Company give annual certification on financial reporting and internal controls to the Board in terms of Regulation 17 (8) read with Part B of Schedule II of the LODR 2015. The Managing Director and Chief Financial Officer also give quarterly certificate on financial results while placing the financial results before the Board in terms of Regulation 33(2) of the LODR 2015.

#### viii) Risk Management Policy

Your Company recognises that risk is an integral part of business and is committed to manage the risk in a proactive and efficient manner. Your Company has a risk management policy in place. The Company has laid down procedures to review, evaluate and manage the risks. The Company has in place a risk management framework for identification and monitoring and mitigation of business risks, operational risks, financial risks, compliance risks, foreign exchange risks. Major risks like operational, strategic, resources, security, industry, regulatory & compliance risks are identified and are systematically addressed through mitigating actions on a continuing basis. The Company has laid down procedures to inform Board Members about the Risk Assessment and mitigation procedure, which are periodically reviewed and discussed by the Board and relevant steps are taken for mitigation of such risks.

Pursuant to Regulation 21 of LODR, a Risk Management Committee had been constituted during the year 2018-19.

The Risk Management Committee of the Board of Directors consists of the following members:

Sr. No.	Name	Designation
1.	Sanjay Londhe	Whole-time Director
2.	Milap Raj Bhansali	Whole-time Director
3.	Paresh Mehta	Chief Financial Officer

The Company Secretary of the Company acts as the Secretary of the Committee.

The brief terms of reference of the Risk Management Committee, inter alia, include;

- Review of risk profile of the Company, assess risks in terms of severity and likelihood, decide high priority area for mitigation;
- Review potential risks from changes in regulations, economic environment, new business areas;
- Define risk policy and review implementation of risk mitigation framework;
- Ensure adequate resources are assigned to mitigate risks;
- Review and reporting of escalation matrix to capture critical factors affecting business cycles; and
- Analyse failures of any mitigation mechanism, frauds, losses, non-compliance and recommend corrective measures to prevent recurrences

#### ix) **Reconciliation of Share Capital Audit**

As stipulated by SEBI, a Reconciliation of Share Capital Audit is carried out by an independent Practising Company Secretary on quarterly basis to confirm reconciliation of the issued and listed capital, shares held in dematerialized and physical mode and the status of the register of members.

#### x) **Policy for determining material subsidiaries**

The Company has disclosed the policy for determining material subsidiaries as per the requirement of Regulation 46(2)(h) of the LODR 2015, on its website: [www.ashokabuildcon.com](http://www.ashokabuildcon.com). The Policy was

amended on March 15, 2019 in accordance with the LODR effective from April 1, 2019.

#### xi) **Commodity Price Risk and Commodity Hedging Activities**

Disclosure with respect to commodity price risk and commodity hedging activities are not applicable to the Company as the Company is engaged in Infrastructure development.

xii) The Company has complied with Corporate Governance Requirements specified under Regulations 17 to 27 to the extent applicable and the information required to be uploaded on website of the Company pursuant to clauses (b) to (i) of sub-regulation (2) of Regulation 46 of LODR 2015 is available on the website of your Company [www.ashokabuildcon.com](http://www.ashokabuildcon.com)

xiii) As per SEBI Notification dated January 04, 2017, we hereby confirm that no employee including Key Managerial Personnel or Director or Promoter of the Company has entered into any agreement for himself or on behalf of any other person, with any shareholder or any other third party with regard to compensation or profit sharing in connection with dealings in the securities of the Company.

#### F. **Means of Communication**

The Company's corporate website [www.ashokabuildcon.com](http://www.ashokabuildcon.com) consists of Investor Section, which provides comprehensive information to the Shareholders.

Quarterly and Annual Financial results are published in leading English and Marathi daily newspapers, generally Business Line (English) / Mint (English) and Deshdoot (Marathi). The said results are also made available on the website of the Company [www.ashokabuildcon.com](http://www.ashokabuildcon.com).

The Company's Annual Report is e-mailed/ dispatched to all the Shareholders of the Company and also made available on the website of the Company [www.ashokabuildcon.com](http://www.ashokabuildcon.com).

The Company's Shareholding Pattern is filed on a quarterly basis with the Stock Exchanges and also displayed on the website of the Company [www.ashokabuildcon.com](http://www.ashokabuildcon.com).

Press Releases and Corporate Presentations are also displayed on the website of the Company at [www.ashokabuildcon.com](http://www.ashokabuildcon.com).

Pursuant to Regulation 43A of LODR 2015, the Dividend Distribution Policy is available on the Website of the Company [www.ashokabuildcon.com](http://www.ashokabuildcon.com).

**G. GENERAL SHAREHOLDERS INFORMATION**

<b>1. Annual General Meeting</b>	
Date, Time and Venue	Wednesday, September 09, 2020 at 2.30 p.m. through Video Conferencing or Other Audio Visual Means (OAVM)
2. Financial Year	Financial Year is April 1 to March 31 of the following year
Quarterly results will be declared as per the following tentative schedule:	
Financial reporting for the quarter ending June 30, 2020	First fortnight of August, 2020
Financial reporting for the quarter & half year ending September 30, 2020	First fortnight of November, 2020
Financial reporting for the quarter ending December 31, 2020	First fortnight of February, 2021
Financial reporting for the quarter & year ending March 31, 2021	Second fortnight of May, 2021
3. Dates of Book Closure	September 02, 2020 to September 09, 2020 (both days inclusive) for AGM purpose
4. Record date for Interim / Final Dividend declared in FY 2019-20	N.A.
5. Interim / Final Dividend	N.A.
6. Interim / Final Dividend Payment Date	N.A.
7. Listing on Stock Exchanges & Payment of Listing Fees	Your Company's shares are listed on: BSE Limited (BSE) Floor 27, P. J. Towers, Dalal Street, Mumbai – 400 001; and National Stock Exchange of India Limited (NSE), Exchange Plaza, Bandra-Kurla Complex, Bandra (E), Mumbai – 400 051 Your Company has paid the annual listing fees for the financial year 2020-21 to both the Exchanges.
8. Stock Code	BSE: 533271; NSE : ASHOKA EQ; ISIN: INE442H01029
9. Registrars and Transfer Agents with address for correspondence	Link Intime India Private Limited C-101, 247 Park, L.B.S. Marg, Vikhroli (W), Mumbai – 400 083 Tel. : 022 - 49186000 Fax: 022 - 49186060 E-mail: <a href="mailto:suman.shetty@linkintime.co.in">suman.shetty@linkintime.co.in</a>
10. Share Transfer System	The Board has delegated the power of Share Transfer to the Management Working Committee of the Board of Directors.
11. Dematerialisation of Shares and Liquidity	28,07,23,210 (99.99999%) equity shares of your Company are held in the electronic mode.
12. Electronic Clearing Service (ECS)	SEBI, through its Circular No., CIR/MRD/DP/10/2013, dated March 21, 2013, has mandated the Companies to use Reserve Bank of India (RBI) approved electronic payment modes, such as ECS, NEFT, NACH and others to pay members in cash. Members are requested to update their Bank Accounts details with their respective depository participants (for shares held in the electronic form) or write to the Company's Registrars and Transfer Agents, M/s Link Intime India Private Limited (for shares held in the physical form). Members are encouraged to utilize ECS for receiving dividends.
13. Investor Complaints to be addressed to	Registrars and Transfer Agents or Manoj Kulkarni, Company Secretary, at the addresses mentioned earlier
14. Outstanding GDRs/ ADRs/ Warrants or any Convertible Instruments, Conversion Date and likely impact on equity	The Company has not issued any GDRs/ADRs/ Warrants or any Convertible Instruments.
15. Plant Locations	The Company does not have any manufacturing plant

## H. Green Initiative

Your Company is concerned about the environment and utilizes natural resources in a sustainable way. The Ministry of Corporate Affairs (MCA), Government of India, through its Circular Nos. 17/2011 and 18/2011, dated April 21, 2011 and April 29, 2011, respectively, has allowed Companies to send official documents to their shareholders electronically as a part of its green initiative in Corporate Governance.

In support of the green initiative of the Ministry of Corporate Affairs, the Company has also decided to send the annual report through email to those shareholders who have registered their email ids with the depository participant /Company's registrar and share transfer agent, in case a shareholder wishes to receive a printed copy he/she may please send a request to the Company which will send the annual report to the shareholder. The Company is providing e-voting facility to all members to enable them to cast their votes electronically on all resolutions set forth in the Notice. This is pursuant to section 108 of the Companies Act, 2013 and Rule 20 of the Companies (Management and Administration) Rules, 2014. The instructions for e-voting are provided in the Notice.

Recognizing the spirit of the circular issued by the MCA, we henceforth propose to send documents like the Notice convening the general meetings, Financial Statements, Board's Report, Auditors' Report and other communications to the Members whose email addresses are registered with the Company/Depository Participant(s). Directors are thankful to the Members for actively participating in the Green Initiative.

Members who have not registered / updated their email addresses are requested to do so for receiving all future communications from the Company with M/s Link Intime India Private Limited, Registrar & Share Transfer Agent of the Company, if shares are held in physical mode or with their respective Depository Participant, if shares are held in electronic mode.

## I. Market Price Data for 2019-20

The market price data, i.e. monthly high and low prices of the Company's shares on BSE & NSE are given below:

Month	BSE		NSE	
	High Price (Rs.)	Low Price (Rs.)	High Price (Rs.)	Low Price (Rs.)
April 2019	136.50	122.90	137.00	123.50
May 2019	155.00	110.00	155.00	110.05
June 2019	148.30	131.25	148.45	131.50
July 2019	150.50	111.60	150.40	111.60
August 2019	128.25	95.25	128.80	95.05
September 2019	127.90	89.85	128.25	87.80
October 2019	114.80	95.30	114.40	95.15
November 2019	107.95	92.25	104.40	92.20
December 2019	105.40	89.50	105.40	89.25
January 2020	121.60	99.35	121.75	99.15
February 2020	116.90	88.10	116.90	88.00
March 2020	94.00	39.65	94.30	39.80

## J. Performance in comparison to BSE SENSEX





**K. Performance in comparison to NSE NIFTY****L. Shareholding pattern as on March 31, 2020**

Sr. No.	Description	No. of Shareholders	No. of Shares	%
1	Promoter and Promoter Group	29	15,25,09,023	54.33
2	Individuals	37443	1,89,47,949	6.75
3	Bodies Corporate	324	35,99,623	1.28
4	Financial Institutions/Banks	1	1,28,727	0.04
5	Foreign Institutional Investor	1	15,42,461	0.55
6	Mutual Funds	65	8,63,39,383	30.76
7	NBFCs registered with RBI	1	6,157	0.00
8	Clearing Members	123	5,28,133	0.19
9	Non-resident Indians	894	4,75,626	0.17
10	Hindu Undivided Family	741	5,24,727	0.18
11	Foreign Portfolio Investors (Corporate)	50	1,38,03,278	4.92
12	Trusts	1	200	0.00
13	Insurance Companies	2	23,17,930	0.83
	<b>TOTAL</b>	<b>39675</b>	<b>28,07,23,217</b>	<b>100.00</b>

**M. Distribution of Shareholding as on March 31, 2020**

Sr. No.	Category	No. of Shareholders	Total Shareholders (%)	Amount (Rs.)	Total Amount (%)
1	1 to 500	35204	88.73	2,10,28,345	1.50
2	501 to 1000	2384	6.01	90,43,535	0.65
3	1001 to 2000	1010	2.55	74,61,375	0.53
4	2001 to 3000	340	0.86	43,82,270	0.31
5	3001 to 4000	120	0.30	21,51,685	0.15
6	4001 to 5000	101	0.25	23,07,315	0.16
7	5001 to 10000	192	0.48	69,42,065	0.50
8	10001 and above	324	0.82	135,02,99,495	96.20
	<b>TOTAL</b>	<b>39675</b>	<b>100.00</b>	<b>140,36,16,085</b>	<b>100.00</b>

**N. Credit Ratings obtained by the Company**

Long Term Rating (Cash Credit Facilities)	CRISIL AA - / Stable
Short Term Rating (Bank Guarantees)	CRISIL A1+
Commercial Papers	CRISIL A1+

**O. Number of other Board of Directors or committees in which a director is a member or chairperson as on 31st March 2020.**

Sr. No.	Name of the Director	Directorship in Other Board of Directors including Ashoka Buildcon Limited #	Membership of Committees of Other Boards including Ashoka Buildcon Limited @	Chairmanship of Committees of other Boards including Ashoka Buildcon Limited @	Name of the other listed entities holding Directorship / Designation
1	Ashok Katariya	1	Nil	Nil	N.A.
2	Satish Parakh	1	1	1	N.A.
3	Sanjay Londhe	1	Nil	Nil	N.A.
4	Milap Raj Bhansali	2	1	Nil	N.A.
5	Sharadchandra Abhyankar	2	2	1	ABM Knowledgeware Limited
6	Albert Tauro	1	2	1	N.A.
7	Gyan Chand Daga	2	1	Nil	N.A.
8	Sunanda Dandekar	1	1	Nil	N.A.

**Notes:**

# Number of Directorships held excludes Directorships in Private Limited Companies, Foreign Companies, Companies under Directorship of Ashoka Buildcon Limited.

@ Only covers Membership/Chairmanship of Audit Committee and Stakeholders' Relationship Committee of Listed and Unlisted Public Limited Companies including committee memberships/Chairmanships of Ashoka Buildcon Limited.

None of the Directors on the Board is a Member of more than 10 Board Committees and a Chairman of more than 5 such Committees, across all Companies in which he/she is a Director.

None of the Directors holds directorships in more than 20 Companies and more than 10 Public Companies pursuant to the provisions of the Companies Act, 2013.

Further, in compliance with Regulation 25(1) of SEBI (LODR) Regulations, 2015, none of the Independent Directors holds directorship in more than seven listed companies.

**P. Details of fees paid to statutory Auditors during the financial year 2019-20**

The total fees paid by the Company and its subsidiaries to M/s SRBC & CO. LLP, Chartered Accountants, Statutory Auditors of the Company, and all other entities forming part of the same network, aggregate Rs.261.23 Lakh.

**Q. Disclosure pursuant to Sexual Harassment of Women at Workplace (Prevention, Prohibition and Redressal) Act, 2013 is given in the Board's Report which forms part of this Annual Report.**

**R. Confirmation of Compliance with the Corporate Governance requirements specified in Regulations 17 to 27 and clauses (b) to (i) of sub-regulation 2 of Regulation 46, during the financial year 2019-20:**

Particulars	Regulation Number	Compliance status (Yes/No/NA)
Independent director(s) have been appointed in terms of specified criteria of 'independence' and/or 'eligibility'	16(1)(b) & 25(6)	Yes
Board composition	17(1), 17(1A) & 17(1B)	Yes
Meetings of Board of directors	17(2)	Yes
Quorum of Board meeting	17(2A)	Yes
Review of Compliance Reports	17(3)	Yes
Plans for orderly succession for appointments	17(4)	Yes
Code of Conduct	17(5)	Yes
Fees/compensation	17(6)	Yes
Minimum Information	17(7)	Yes
Compliance Certificate	17(8)	Yes
Risk Assessment & Management	17(9)	Yes
Performance Evaluation of Independent Directors	17(10)	Yes
Recommendation of Board	17(11)	Yes
Maximum number of Directorships	17A	Yes
Composition of Audit Committee	18(1)	Yes
Meetings of Audit Committee	18(2)	Yes
Role of Audit Committee	18(3)	Yes
Composition & Role of Nomination, Remuneration and Compensation Committee	19(1), (2) & (4)	Yes
Quorum of Nomination, Remuneration and Compensation Committee	19(2A)	Yes
Meeting of Nomination, Remuneration and Compensation Committee	19(3A)	Yes
Composition & Role of Stakeholders Relationship Committee	20(1), (2), (2A) & (4)	Yes
Meeting of Stakeholders Relationship Committee	20(3A)	No#
Composition and Role of Risk Management Committee	21(1),(2),(3) & (4)	Not Applicable
Meeting of Risk Management Committee	21(3A)	Not Applicable
Vigil Mechanism	22	Yes
Policy for Related Party Transaction	23(1),(1A),(5),(6), (7) & (8)	Yes
Prior or Omnibus approval of Audit Committee for all related party transactions	23(2) & (3)	Yes
Approval for material related party transactions	23(4)	Yes
Disclosure of related party transactions on consolidated basis	23(9)	Yes
Composition of Board of Directors of unlisted material Subsidiary	24(1)	Yes
Other Corporate Governance requirements with respect to subsidiary of listed entity	24(2),(3),(4) ,(5) & (6)	Yes
Secretarial Audit and Annual Secretarial Compliance Report	24A	Yes
Alternate Directorship & Tenure of Independent Directors	25(1) & (2)	Yes
Meeting of independent directors	25(3) & (4)	No##
Familiarization programmes for the independent directors	25(7)	Yes
Declaration form Independent Directors	25(8) & (9)	Yes
D & O Insurance for Independent Directors	25(10)	Yes

Particulars	Regulation Number	Compliance status (Yes/No/NA)
Membership in Committees	26(1)	Yes
Affirmation of compliance with code of conduct from Board of Directors and Senior management personnel	26(3)	Yes
Disclosure of Shareholding by Non- Executive Directors	26(4)	Yes
Disclosures by Senior Management on material, financial and commercial Transactions	26(5)	Yes
Agreement with regard to compensation or profit sharing in connection with dealings in securities of the Company	26(6)	Not applicable*
Maintenance of a functional Website containing basic information about the Company	46(2) (b) to (i)	Yes

#The meeting of SRC could not be held due to COVID-19 Pandemic.

##The meeting of IDs could not be held due to COVID-19 Pandemic.

\*The Company does not have any such agreement.

#### S. Other disclosures :

The requirement of having a Risk Management Committee in place is applicable to top 500 listed entities, determined on the basis of market capitalisation as at the end of the immediate previous Financial Year effective April 01, 2019. The Company has constituted Risk Management Committee effective April 01, 2019.

There was no material Related Party Transaction during the Financial Year 2019-20, as there being no Transaction(s), individually or taken together with previous transactions during the financial year, exceeding 10% of the annual consolidated turnover of the Company as per the audited financial statements for the Financial Year 2019-20 except those mentioned elsewhere in this report.

#### **Name and Designation of Compliance Officer:**

Manoj Kulkarni

Company Secretary

Tel: 0253 – 6633705

E-mail: investors@ashokabuildcon.com

#### **Disclosure of Commodity Price risk or Foreign Exchange Risk and Hedging Activities:**

The Company has limited Foreign Exchange exposures and the transactions in foreign currency are recorded at the exchange rate prevailing at the date of the transaction. Exchange differences arising on foreign currency transactions settled during the period/year are recognized in the statement of profit and loss.

During the Financial Year under review, the Company has not raised any funds through preferential allotment or qualified institutions placement as specified under Regulation 32 (7A) of the SEBI (LODR), Regulations, 2015.

The total fees paid for all services rendered by the statutory auditor and all entities for the listed entity and its subsidiaries, on a consolidated basis, in the network firm/network entity of which the statutory auditor is a part, forms part of the Board's Report.

#### **Disclosures by Senior Management Personnel pursuant to Regulation 26(5) of the SEBI (LODR), Regulations, 2015:**

The designated senior management personnel of the Company have disclosed to the Board that no material, financial and commercial transactions have been made during the Financial Year under review in which they have personal interest that may have a potential conflict with the interest of the Company at large.



**Disclosure on Website**

The following information / Codes / Policies have been hosted on the website of the Company ([www.ashokabuildcon.com](http://www.ashokabuildcon.com)).

- Details of Business;
- **Composition of various committees of Board of Directors;**
  - o Audit Committee
  - o Nomination and Remuneration Committee
  - o Stakeholders Relationship Committee
  - o CSR Committee
  - o Risk Management Committee
- **Policies / Codes;**
  - o Policy for Determining Materiality of events
  - o Policy for Preservation and Archival of Documents
  - o Policy on Material Subsidiaries
  - o Policy for Risk Management Committee
  - o CSR Policy
  - o Vigil Mechanism – Whistle Blower Policy
  - o Remuneration Policy
  - o Related Party Transactions Policy
  - o Dividend Distribution Policy
  - o Code of conduct for Prohibition of Insider Trading
  - o Code of practices and procedures for fair disclosure of UPSI
  - o Code of conduct for business
  - o Familiarization Programme for Independent Directors
  - o Appointment letter format – ID
- **Financial Information;**
  - o Financial results/statements
  - o Shareholding patterns
  - o Analyst & Investor Presentations and Call Transcripts
  - o Annual Reports of the Company
  - o Financial Statements of Subsidiaries
  - o Annual Return of the Company
- Details of Voting Results of Annual General Meetings and Postal Ballots;
- Scrutinizers' Reports;
- Details of Unpaid/Unclaimed Dividend;
- Event based disclosures to Stock Exchange(s); and
- Press Release/ Media Release.

Contact information of the designated officials of the listed entity who are responsible for assisting and handling investor grievances along with email address for grievance redressal and other relevant details are also available.

The Company has complied with all the requirements of corporate governance report as mentioned in sub-paras (2) to (10) of Para C of Schedule V of the SEBI (LODR), Regulations, 2015. The above-referred Policies / Codes have been revised from time to time as per requirements of the provision of SEBI LODR, 2015.

**Other Disclosures and Certificates**

- The Corporate Governance Certificate issued by M/s. S. Anantha & Ved LLP, Company Secretaries, Mumbai (LLP IN: AAH-8229) certifying compliance with the requirements of the Corporate Governance under SEBI (LODR), Regulations, 2015, for the Financial Year ended March 31, 2020
- Certification by Managing Director and Chief Financial Officer for the Financial Year 2019-20 pursuant to Regulation 17(8) of the SEBI (LODR), Regulations, 2015
- Certificate from a PCS that none of the Directors on the Board of the Company have been debarred or disqualified from being appointed or continuing as Director of companies by the Board/Ministry of Corporate Affairs or any such statutory authority.
- Secretarial Audit Report

**Place : Nashik**  
**Date : June 15, 2020**

**For and on behalf of the Board of Directors of**  
**Ashoka Buildcon Limited**  
**Sd/-**  
**(Ashok Katariya)**  
**Chairman**  
**DIN : 00112240**

### Corporate Governance Certificate

To

The Members of  
Ashoka Buildcon Limited  
S. No. 861, Ashoka House,  
Ashoka Marg, Vadala,  
Nashik – 422 011

We have examined the compliance of conditions of Corporate Governance by **Ashoka Buildcon Limited** (“the Company”) for the year ended on 31<sup>st</sup> March, 2020, as stipulated in Regulations 17-27 and clauses (b) to (i) of sub-regulation (2) of Regulation 46 and Para C, D and E of Schedule V of Securities and Exchange Board of India (Listing Obligations and Disclosure Requirements) Regulations, 2015 (“SEBI Listing Regulations”).

We have conducted our examination on the basis of the relevant records and documents maintained by the Company and furnished to us for the purpose of the review and the information and explanations given to us by the Company during the course of such review.

The compliance of conditions of Corporate Governance is the responsibility of the management of the Company. Our examination was limited to procedures and implementation thereof, adopted by the Company for ensuring the compliance of the conditions of the Corporate Governance. It is neither an audit nor an expression of opinion on the financial statements of the Company.

In our opinion and to the best of our information and according to the explanations given to us and the representations made by the Directors and the Management of the Company and considering the relaxations granted by the Ministry of Corporate Affairs and Securities and Exchange Board of India warranted due to the spread of the COVID-19 Pandemic, we certify that the Company has in all material respect complied with the conditions of Corporate Governance as stipulated in the above mentioned SEBI Listing Regulations, as applicable.

We further state that such compliance is neither an assurance as to the future viability of the Company nor the efficiency or effectiveness with which the management has conducted the affairs of the Company.

For **S. Anantha & Ved LLP**  
Company Secretaries

Sd/-

**Sachin Hukumchand Sharma**  
**Designated Partner**

Membership No. A46900

CP No.: 20423

UDIN: A046900B000343561

Place: Jodhpur

Date: June 15, 2020

**Certificate by CEO / CFO of the Company**

To

The Board of Directors,  
Ashoka Buildcon Limited,  
Nashik

We have reviewed Financial Statements and the Cash Flow Statement for the year ended March 31, 2020 and that to the best of our knowledge and belief:

- (I) these statements do not contain any materially untrue statement or omit any material fact or contain statements that might be misleading;
- (II) these statements together present a true and fair view of the company's affairs and are in compliance with existing accounting standards, applicable laws and regulations.
- (III) There are, to the best of our knowledge and belief, no transactions entered into by the Company during the period which are fraudulent, illegal or violative of the Company's Code of Conduct.
- (IV) We accept responsibility for establishing and maintaining internal controls for financial reporting and that we have evaluated the effectiveness of internal control systems of the Company pertaining to financial reporting and we have disclosed to the auditors and the Audit Committee, deficiencies in the design or operation of such internal controls, if any, of which we are aware and the steps that have been taken or proposed to be taken to rectify these deficiencies, if any.
- (V) We have indicated to the auditors and the Audit committee that:
  - (i) There were no significant changes in internal control over financial reporting during the period;
  - (ii) The significant changes, if any, in accounting policies during the period and the same have been disclosed in the notes to the financial statements; and
  - (iii) There were no instances of significant fraud of which we have become aware and the involvement therein, if any, of the Management or an employee having a significant role in the Company's internal control system over financial reporting.

Sd/-

**(Satish Parakh)**  
Managing Director  
DIN : 00112324

Sd/-

**(Paresh Mehta)**  
Chief Financial Officer

Place : Nashik

Date : June 15, 2020



**CERTIFICATE OF NON-DISQUALIFICATION OF DIRECTORS**

(Pursuant to Regulation 34(3) and Schedule V Para C Clause (10)(i) of the SEBI (Listing Obligations and Disclosure Requirements) Regulations, 2015)

To

**The Members of  
Ashoka Buildcon Limited  
S.No.861, “Ashoka House” Ashoka Marg  
Vadala, Nashik - 422011**

We have examined the relevant registers, records, forms, returns and disclosures relating to the Directors of Ashoka Buildcon Limited having CIN: L45200MH1993PLC071970 and having Registered Office at S. No. 861, Ashoka House, Ashoka Marg, Vadala, Nashik – 422 011 (hereinafter referred to as ‘the Company’), produced before us by the Company for the purpose of issuing this Certificate, in accordance with Regulation 34(3) read with Schedule V Para-C Sub Clause 10 (i) of the Securities and Exchange Board of India (Listing Obligations and Disclosure Requirements) Regulations, 2015.

In our opinion and to the best of our information and according to the verifications (including Directors Identification Number (DIN) status at the portal [www.mca.gov.in](http://www.mca.gov.in)) as considered necessary and explanations furnished to us by the Company & its officers, we hereby certify that none of the Directors on the Board of the Company as stated below for the Financial Year ended March 31, 2020 have been debarred or disqualified from being appointed or continuing as Directors of Companies by the Securities and Exchange Board of India (SEBI), Ministry of Corporate Affairs (MCA) or any such other Statutory Authority.

Sr. No.	Name of Director	DIN	Date of appointment in Company #
1.	Mr.Ashok Motilal Katariya	00112240	13 <sup>th</sup> May,1993
2.	Mr.Satish Dhondulal Parakh	00112324	01 <sup>st</sup> April,2012
3.	Mr.Sanjay Prabhakar Londhe	00112604	01 <sup>st</sup> April,2015
4.	Mr.Milap Raj Bhansali	00181897	07 <sup>th</sup> February,2014
5.	Mr. Sharadchandra Damodar Abhyankar	00108866	03 <sup>rd</sup> October,2007
6.	Mr. Gyan Chand Daga	00101534	18 <sup>th</sup> February,2013
7.	Mr. Albert Tauro	01860786	18 <sup>th</sup> May,2012
8.	Ms. Sunanda Vishnu Dandekar	07144108	30 <sup>th</sup> March,2015

# The date of appointment is as per the MCA website

Ensuring the eligibility for the appointment / continuity of every Director on the Board is the responsibility of the management of the Company. Our responsibility is to express an opinion on these, based on our verification. This certificate is neither an assurance as to the future viability of the Company nor of the efficiency or effectiveness with which the management has conducted the affairs of the Company.

**For S. Anantha & Ved LLP  
Company Secretaries**

**Sd/-  
Sachin Hukumchand Sharma  
Designated Partner  
Membership No. A46900  
CP No.: 20423  
UDIN: A046900B000343493**

Place: Jodhpur  
Date: June 15, 2020

## Independent Auditor's Report to The Members of Ashoka Buildcon Limited

### INDEPENDENT AUDITOR'S REPORT

To the Members of Ashoka Buildcon Limited

#### Report on the Audit of the Standalone Ind AS Financial Statements Opinion

We have audited the accompanying standalone Ind AS financial statements of Ashoka Buildcon Limited ("the Company"), which comprise the Balance sheet as at March 31, 2020, the Statement of Profit and Loss, including the statement of Other Comprehensive Income, the Cash Flow Statement and the Statement of Changes in Equity for the year then ended, and notes to the standalone Ind AS financial statements, including a summary of significant accounting policies and other explanatory information.

In our opinion and to the best of our information and according to the explanations given to us, the aforesaid standalone Ind AS financial statements give the information required by the Companies Act, 2013, as amended ("the Act") in the manner so required and give a true and fair view in conformity with the accounting principles generally accepted in India, of the state of affairs of the Company as at March 31, 2020, its profit including other comprehensive income its cash flows and the changes in equity for the year ended on that date.

#### Basis for Opinion

We conducted our audit of the standalone Ind AS financial statements in accordance with the Standards on Auditing (SAs), as specified under section 143(10) of the Act. Our responsibilities under those Standards are further described in the 'Auditor's Responsibilities for the Audit of the Standalone Ind AS Financial Statements' section of our report. We are independent of the Company in accordance with the 'Code of Ethics' issued by the Institute of Chartered Accountants of India together with the ethical requirements that are relevant to our audit of the financial statements under the provisions of the Act and the Rules thereunder, and we have fulfilled our other ethical responsibilities in accordance with these requirements and the Code of Ethics. We believe that the audit evidence we have obtained is sufficient and appropriate to provide a basis for our audit opinion on the standalone Ind AS financial statements.

#### Emphasis of Matter

We draw attention to Note 59 of the standalone Ind AS financial statements, which describes uncertainties and possible effects of COVID-19 on the operations of the Company. Our opinion is not modified in respect of this matter.

#### Key Audit Matters

Key audit matters are those matters that, in our professional judgment, were of most significance in our audit of the standalone Ind AS financial statements for the financial year ended March 31, 2020. These matters were addressed in the context of our audit of the standalone Ind AS financial statements as a whole, and in forming our opinion thereon, and we do not provide a separate opinion on these matters. For each matter below, our description of how our audit addressed the matter is provided in that context.

We have determined the matters described below to be the key audit matters to be communicated in our report. We have fulfilled the responsibilities described in the Auditor's responsibilities for the audit of the standalone Ind AS financial statements section of our report, including in relation to these matters. Accordingly, our audit included the performance of procedures designed to respond to our assessment of the risks of material misstatement of the standalone Ind AS financial statements. The results of our audit procedures, including the procedures performed to address the matters below, provide the basis for our audit opinion on the accompanying standalone Ind AS financial statements.

Key audit matters	How our audit addressed the key audit matter
(a) <b>Revenue recognition for long term construction contracts</b> (as described in note 32(A) of the standalone Ind AS financial statements)	
The Company's significant portion of business is undertaken through long term construction contracts. Revenue from these contracts is recognized over the period of time in accordance with the requirements of Ind AS 115, Revenue from Contracts with Customers. Due to the nature of the contracts, revenue recognition involves usage of percentage of completion method which is determined based on proportion of contract costs incurred to date compared to estimated total contract costs, which involves significant judgments, identification of contractual obligations and the Company's rights to receive payments for performance completed till date, changes in scope and consequential revised contract price and recognition of the liability for loss making contracts.	Our audit procedures included the following: <ul style="list-style-type: none"> <li>• Read the Company's revenue recognition accounting policies and assessed compliance with the policies in terms of Ind AS 115;</li> <li>• We performed test of controls over revenue recognition with specific focus on determination of progress of completion, recording of costs incurred and estimation of costs to complete the remaining contract obligations through inspection of evidence of performance of these controls;</li> <li>• We performed tests of details, on a sample basis, and read the underlying customer contracts for terms and conditions, performed review of costs incurred with estimated costs to identify significant variations and assess whether those variations have been considered in estimating the remaining costs to complete and consequential determination of stage of completion, which formed the basis of revenue recognition under the input method;</li> <li>• We assessed the management's evaluation process to recognize revenue over a period of time, status of completion for projects and total cost estimates;</li> <li>• We tested contracts with exceptions including contracts with low or negative margins, contracts with significant changes in planned cost estimates, contracts with significant contract assets and contract liabilities, and significant overdue net receivable positions for contracts and tested these exceptions with its correlation with the underlying contracts, documents for the triggers during the period;</li> <li>• We tested that the contractual positions and revenue for the year are presented and disclosed in compliance of Ind AS 115 in the Standalone Ind AS financial statements.</li> </ul>

## Independent Auditor's Report to the Members of Ashoka Buildcon Limited

Key audit matters	How our audit addressed the key audit matter
<b>Impairment of Company's Interest in subsidiaries and joint ventures</b> (as described in note 04 of the standalone Ind AS financial statements)	
As per requirement of Ind AS 36 "Impairment of assets", the management regularly reviews whether there are any indicators of impairment of the investments in subsidiaries and where impairment indicators exist, the management estimates the recoverable amounts of the investments, being higher of fair value less costs of disposal and value in use. The value in use of the underlying businesses is determined based on the discounted cash flow projections. Significant judgements are required to determine the key assumptions used in the discounted cash flow models, such as revenue growth, major maintenance expenditure, discount rate, traffic growth and toll rates based on management's view of future business prospects including any possible impact arising out of the pandemic on these estimates. Accordingly, the impairment of the Company's interest in subsidiaries, was determined to be a key audit matter in our audit of the standalone Ind AS financial statements.	<p>Our audit procedures included the following:</p> <ul style="list-style-type: none"> <li>Assessed the Company's accounting policies with respect to impairment in accordance with Ind AS 36 "Impairment of assets";</li> <li>We performed the test of control over the management assessment of impairment indicators of interest in subsidiaries and joint ventures and where impairment indicators exist, the control over the management estimate for the recoverability of these investments.</li> <li>We performed following test of details; <ul style="list-style-type: none"> <li>We have obtained management's impairment assessment;</li> <li>We assessed the assumptions around the key drivers of the cash flow forecasts including major maintenance expenditure, traffic growth, toll rates, discount rates and expected revenue growth rates based on management's view of future business prospects including any possible impact arising out of the pandemic on these estimates;</li> <li>We discussed potential changes in key drivers as compared to previous year / actual performance with management in order to evaluate whether the inputs and assumptions used in the cash flow forecasts were suitable;</li> <li>We obtained and analysed sensitivity analysis on the assumptions used by the management including scenarios built into these models for varied potential impact on account of pandemic;</li> <li>We tested the arithmetical accuracy of the models.</li> </ul> </li> </ul>
<b>Disputed Tax Matters</b> (as described in note 52(d) of the standalone Ind AS financial statements)	

Key audit matters	How our audit addressed the key audit matter
<p>The Company has disclosed disputed tax matters Rs. 16,267.40 lakhs in Note 52(d) of the Standalone Financial Statements.</p> <p>Tax litigation exposures have been identified as a key audit matter due to:</p> <ul style="list-style-type: none"> <li>Significance of these amounts;</li> <li>Significant judgement and assumptions required by management in assessing the exposure of each case to evaluate whether there is a need to set up a provision and measurement of exposures as well as the disclosure of contingent liabilities;</li> <li>Assessment orders were received in the financial year 2018-19 for the financial years 2010-11 to 2016-17, pursuant to the search proceedings by treating certain sub-contractors payments as non-genuine.</li> </ul> <p>We focused on this matter because of the potential financial impact on the financial statements. Additionally, the treatment of tax litigation requires significant judgement due to the complexity of the cases and, timescales for resolution.</p>	<p>Our audit procedures include the following:</p> <ul style="list-style-type: none"> <li>Obtained understanding and assessed the internal control environment relating to the identification, recognition and measurement of provisions for disputed tax matters;</li> <li>Obtained the summary of disputed tax matters from management and assessed management's position through discussions on both the probability of success in significant cases, and the magnitude of any potential loss;</li> <li>Read evidence to corroborate management's assessment of the risk profile in respect of tax disputed matters;</li> <li>We verified additional documents submitted by the Company during the year to the tax authorities in support of the response to the income tax assessment orders under section 153A for the financial years 2010-11 to 2016-17;</li> <li>We involved our tax specialists to assist us in evaluating tax positions taken by the management;</li> <li>We assessed the disclosures relating to the disputed tax matters as mentioned in Note 52(d) of the Standalone Ind AS financial statements.</li> </ul>

We have determined that there are no other key audit matters to communicate in our report.

### Other Information

The Company's Board of Directors is responsible for the other information. The other information comprises the information included in the Annual report, but does not include the standalone Ind AS financial statements and our auditor's report thereon.

Our opinion on the standalone Ind AS financial statements does not cover the other information and we do not express any form of assurance conclusion thereon.

## Independent Auditor's Report to the Members of Ashoka Buildcon Limited

In connection with our audit of the standalone Ind AS financial statements, our responsibility is to read the other information and, in doing so, consider whether such other information is materially inconsistent with the financial statements or our knowledge obtained in the audit or otherwise appears to be materially misstated. If, based on the work we have performed, we conclude that there is a material misstatement of this other information, we are required to report that fact. We have nothing to report in this regard.

### Responsibilities of Management for the Standalone Ind AS Financial Statements

The Company's Board of Directors is responsible for the matters stated in section 134(5) of the Act with respect to the preparation of these standalone Ind AS financial statements that give a true and fair view of the financial position, financial performance including other comprehensive income, cash flows and changes in equity of the Company in accordance with the accounting principles generally accepted in India, including the Indian Accounting Standards (Ind AS) specified under section 133 of the Act read with the Companies (Indian Accounting Standards) Rules, 2015, as amended. This responsibility also includes maintenance of adequate accounting records in accordance with the provisions of the Act for safeguarding of the assets of the Company and for preventing and detecting frauds and other irregularities; selection and application of appropriate accounting policies; making judgments and estimates that are reasonable and prudent; and the design, implementation and maintenance of adequate internal financial controls, that were operating effectively for ensuring the accuracy and completeness of the accounting records, relevant to the preparation and presentation of the standalone Ind AS financial statements that give a true and fair view and are free from material misstatement, whether due to fraud or error.

In preparing the standalone Ind AS financial statements, management is responsible for assessing the Company's ability to continue as a going concern, disclosing, as applicable, matters related to going concern and using the going concern basis of accounting unless management either intends to liquidate the Company or to cease operations, or has no realistic alternative but to do so.

Those Board of Directors are also responsible for overseeing the Company's financial reporting process.

### Auditor's Responsibilities for the Audit of the Standalone Ind AS Financial Statements

Our objectives are to obtain reasonable assurance about whether the standalone Ind AS financial statements as a whole are free from material misstatement, whether due to fraud or error, and to issue an auditor's report that includes our opinion. Reasonable assurance is a high level of assurance, but is not a guarantee that

an audit conducted in accordance with SAs will always detect a material misstatement when it exists. Misstatements can arise from fraud or error and are considered material if, individually or in the aggregate, they could reasonably be expected to influence the economic decisions of users taken on the basis of these standalone Ind AS financial statements.

As part of an audit in accordance with SAs, we exercise professional judgment and maintain professional skepticism throughout the audit. We also:

- Identify and assess the risks of material misstatement of the standalone Ind AS financial statements, whether due to fraud or error, design and perform audit procedures responsive to those risks, and obtain audit evidence that is sufficient and appropriate to provide a basis for our opinion. The risk of not detecting a material misstatement resulting from fraud is higher than for one resulting from error, as fraud may involve collusion, forgery, intentional omissions, misrepresentations, or the override of internal control.
- Obtain an understanding of internal control relevant to the audit in order to design audit procedures that are appropriate in the circumstances. Under section 143(3) (i) of the Act, we are also responsible for expressing our opinion on whether the Company has adequate internal financial controls with reference to financial statements in place and the operating effectiveness of such controls.
- Evaluate the appropriateness of accounting policies used and the reasonableness of accounting estimates and related disclosures made by management.
- Conclude on the appropriateness of management's use of the going concern basis of accounting and, based on the audit evidence obtained, whether a material uncertainty exists related to events or conditions that may cast significant doubt on the Company's ability to continue as a going concern. If we conclude that a material uncertainty exists, we are required to draw attention in our auditor's report to the related disclosures in the financial statements or, if such disclosures are inadequate, to modify our opinion. Our conclusions are based on the audit evidence obtained up to the date of our auditor's report. However, future events or conditions may cause the Company to cease to continue as a going concern.
- Evaluate the overall presentation, structure and content of the standalone Ind AS financial statements, including the disclosures, and whether the standalone Ind AS financial statements represent the underlying transactions and events in a manner that achieves fair presentation.



## Independent Auditor's Report to the Members of Ashoka Buildcon Limited

We communicate with those charged with governance regarding, among other matters, the planned scope and timing of the audit and significant audit findings, including any significant deficiencies in internal control that we identify during our audit.

We also provide those charged with governance with a statement that we have complied with relevant ethical requirements regarding independence, and to communicate with them all relationships and other matters that may reasonably be thought to bear on our independence, and where applicable, related safeguards.

From the matters communicated with those charged with governance, we determine those matters that were of most significance in the audit of the standalone Ind AS financial statements for the financial year ended March 31, 2020 and are therefore the key audit matters. We describe these matters in our auditor's report unless law or regulation precludes public disclosure about the matter or when, in extremely rare circumstances, we determine that a matter should not be communicated in our report because the adverse consequences of doing so would reasonably be expected to outweigh the public interest benefits of such communication.

### Report on Other Legal and Regulatory Requirements

1. As required by the Companies (Auditor's Report) Order, 2016 ("the Order"), issued by the Central Government of India in terms of sub-section (11) of section 143 of the Act, we give in the "Annexure 1" a statement on the matters specified in paragraphs 3 and 4 of the Order.
2. As required by Section 143(3) of the Act, we report that:
  - (a) We have sought and obtained all the information and explanations which to the best of our knowledge and belief were necessary for the purposes of our audit;
  - (b) In our opinion, proper books of account as required by law have been kept by the Company so far as it appears from our examination of those books;
  - (c) In our opinion, the aforesaid standalone Ind AS financial statements comply with the Accounting Standards specified under Section 133 of the Act, read with Companies (Indian Accounting Standards) Rules, 2015, as amended;
  - (d) On the basis of the written representations received from the directors as on March 31, 2020 taken on record by the Board of Directors, none of the directors is disqualified as on March 31, 2020 from being appointed as a director in terms of Section 164 (2) of the Act;

- (e) With respect to the adequacy of the internal financial controls over financial reporting of the Company with reference to these standalone Ind AS financial statements and the operating effectiveness of such controls, refer to our separate Report in "Annexure 2" to this report;
- (f) In our opinion, the managerial remuneration for the year ended March 31, 2020 has been paid / provided by the Company to its directors in accordance with the provisions of section 197 read with Schedule V to the Act;
- (g) With respect to the other matters to be included in the Auditor's Report in accordance with Rule 11 of the Companies (Audit and Auditors) Rules, 2014, as amended in our opinion and to the best of our information and according to the explanations given to us:
  - i. The Company has disclosed the impact of pending litigations on its financial position in its standalone Ind AS financial statements – Refer Note 52 (i) to the standalone Ind AS financial statements;
  - ii. The Company has made provision, as required under the applicable law or accounting standards, for material foreseeable losses, if any, on long-term contracts including derivative contracts – Refer Note 24 and 30 to the standalone Ind AS financial statements;
  - iii. There were no amounts which were required to be transferred to the Investor Education and Protection Fund by the Company.

For S R B C & CO LLP

Chartered Accountants

ICAI Firm Registration Number: 324982E/E300003

sd/-

per Suresh Yadav

Partner

Membership Number: 119878

UDIN: 20119878AAAADC2117

Place of Signature: Mumbai

Date: June 15, 2020

## ANNEXURE 1 TO THE INDEPEDENT AUDITORS' REPORT

### ANNEXURE 1 - STATEMENT ON MATTERS SPECIFIED IN PARAGRAPHS 3 AND 4 OF THE COMPANIES (AUDITOR'S REPORT) ORDER, 2016

- (i) (a) The Company has maintained proper records showing full particulars, including quantitative details and situation of fixed assets.
- (b) All fixed assets have not been physically verified by the management during the year but there is a regular programme of verification which, in our opinion, is reasonable having regard to the size of the Company and the nature of its assets. No material discrepancies were noticed on such verification.
- (c) According to the information and explanations given by the management the title deeds of immovable properties included in property, plant and equipment are held in the name of the Company except for title deed in case of two buildings (Gross Block of Rs.151.64 Lakhs, Net Block Rs.123.51 Lakhs), for which transfer deed is yet to be executed in the name of the Company.
- (ii) The management has conducted physical verification of inventory at reasonable intervals during the year and no material discrepancies were noticed on such physical verification.
- (iii) The Company has granted loans to eighteen companies covered in the register maintained under section 189 of the Companies Act, 2013. In our opinion and according to the information and explanations given to us, the terms and conditions of the grant of such loans are not prejudicial to the Company's interest.
  - (a) The Company has granted loans to eighteen companies covered in the register maintained under section 189 of the Companies Act, 2013. The schedule of repayment of principal and payment of interest has been stipulated for the loans granted and the repayment / receipts are regular.
  - (b) There are no amounts of loans granted to companies, firms or other parties listed in the register maintained under section 189 of the Companies Act, 2013 which are overdue for more than ninety days.
- (iv) In our opinion and according to the information and explanations given to us, provisions of section 185 and 186 of the Companies Act 2013 in respect of loans to directors including entities in which they are interested and in respect of loans and advances given, investments made and, guarantees, and securities given have been complied with by the Company.
- (v) The Company has not accepted any deposits within the meaning of Sections 73 to 76 of the Act and the Companies (Acceptance of Deposits) Rules, 2014 (as amended). Accordingly, the provisions of clause 3(v) of the Order are not applicable.
- (vi) We have broadly reviewed the books of account maintained by the Company pursuant to the rules made by the Central Government for the maintenance of cost records under section 148(1) of the Companies Act, 2013, related to road and other infrastructure projects, and are of the opinion that prima facie, the specified accounts and records have been made and maintained. We have not, however, made a detailed examination of the same.
- (vii) (a) Undisputed statutory dues including provident fund, employees' state insurance, income-tax, sales-tax, service tax, duty of custom, duty of excise, value added tax, goods and service tax, cess and other material statutory dues have been regularly deposited with the appropriate authorities though there has been a slight delay in a few cases.
- (b) According to the information and explanations given to us, no undisputed amounts payable in respect of provident fund, employees' state insurance, income-tax, service tax, sales-tax, duty of custom, duty of excise, value added tax, goods and service tax, cess and other statutory dues were outstanding, at the year end, for a period of more than six months from the date they became payable.
- (c) According to the records of the Company, the dues of income-tax, sales-tax, service tax, duty of custom, duty of excise, value added tax, goods and service tax and cess on account of any dispute, are as follows:

## ANNEXURE 1 TO THE INDEPENDENT AUDITORS' REPORT

Name of Statute	Nature of dues	Amount (₹in lakhs)	Period to which the amount relates	Forum where dispute is pending
Income Tax Act, 1961	Tax, Interest and Penalty	611.72	2003-04	Bombay High Court
		20.50	2010-11	Income Tax Appellate Tribunal
		5,910.41	2010-11 to 2014-15	Commissioner of Income Tax (Appeals)
Customs Act, 1962	Custom Duty	83.34	2001-02	CESTAT, Mumbai
Finance Act, 1995	Service Tax	71.06	2005-06 & 2006-07	Supreme Court of India
State and Central Sales Tax Acts	Tax, Interest and Penalty	19.52	2008-09	Deputy Commissioner (Appeals), Chhattisgarh
		22.34	2009-10	Appellate Additional Commissioner (Appeals), Chhattisgarh
		1,597.85	2011-12 & 2014-15	West Bengal Tax Tribunal
		477.12	2015-16	West Bengal Appellate and Revisional Board
		39.80	2016-17	Senior Joint Commissioner (Appeal), West Bengal
		116.10	2017-18	Additional Commissioner, West Bengal
		4,434.04	2006-07 & 2009-10	Maharashtra Sales Tax Tribunal
		84.47	2014-15	Joint Commissioner (Appeals), Maharashtra
		727.43	2014-15	Joint Commissioner (Appeals), Maharashtra
		46.41	2014-15	Commissioner (Appeals), Bihar
		0.32	2007-08	Assistant Commissioner, Rajasthan

- (viii) In our opinion and according to the information and explanations given by the management, the Company has not defaulted in repayment of loans or borrowing to a financial institution, bank or dues to debenture holders.
- (ix) In our opinion and according to the information and explanations given by the management, the Company has utilized the monies raised by way of term loans / debt instrument for the purposes for which they were raised. The Company has not raised any money by way of initial public offer / further public offer during the year.
- (x) Based upon the audit procedures performed for the purpose of reporting the true and fair view of the financial statements and according to the information and explanations given by the management, we report that no fraud by the Company or no fraud on the Company by the officers and employees of the Company has been noticed or reported during the year.
- (xi) According to the information and explanations given by the management, the managerial remuneration has been paid / provided in accordance with the requisite approvals mandated by the provisions of section 197 read with Schedule V to the Companies Act, 2013.
- (xii) In our opinion, the Company is not a Nidhi company. Therefore, the provisions of clause 3(xii) of the order are not applicable to the Company.
- (xiii) According to the information and explanations given by the management, transactions with the related parties are in compliance with section 177 and 188 of Companies Act, 2013 where applicable and the details have been disclosed in the notes to the financial statements, as required by the applicable accounting standards.
- (xiv) According to the information and explanations given to us and on an overall examination of the balance sheet, the company has not made any preferential allotment or private placement of shares or fully or partly convertible debentures during the year under review and hence, reporting requirements under clause 3(xiv) are not applicable to the company and, not commented upon.
- (xv) According to the information and explanations given by the management, the Company has not entered into any non-cash transactions with directors or persons connected with him as referred to in section 192 of Companies Act, 2013.
- (xvi) According to the information and explanations given to us, the provisions of section 45-IA of the Reserve Bank of India Act, 1934 are not applicable to the Company.

For S R B C & CO LLP  
Chartered Accountants  
ICAI Firm Registration Number: 324982E/E300003

sd/-  
per Suresh Yadav  
Partner  
Membership Number: 119878  
UDIN: 20119878AAAADC2117  
Place of Signature: Mumbai  
Date: June 15, 2020

## ANNEXURE 2 TO THE INDEPENDENT AUDITORS' REPORT

### ANNEXURE 2 TO THE INDEPENDENT AUDITOR'S REPORT OF EVEN DATE ON THE STANDALONE FINANCIAL STATEMENTS OF ASHOKA BUILDCON LIMITED

#### Report on the Internal Financial Controls under Clause (i) of Sub-section 3 of Section 143 of the Companies Act, 2013 ("the Act")

We have audited the internal financial controls over financial reporting of Ashoka Buildcon Limited ("the Company") as of March 31, 2020 in conjunction with our audit of the standalone financial statements of the Company for the year ended on that date.

#### Management's Responsibility for Internal Financial Controls

The Company's Management is responsible for establishing and maintaining internal financial controls based on the internal control over financial reporting criteria established by the Company considering the essential components of internal control stated in the Guidance Note on Audit of Internal Financial Controls Over Financial Reporting issued by the Institute of Chartered Accountants of India. These responsibilities include the design, implementation and maintenance of adequate internal financial controls that were operating effectively for ensuring the orderly and efficient conduct of its business, including adherence to the Company's policies, the safeguarding of its assets, the prevention and detection of frauds and errors, the accuracy and completeness of the accounting records, and the timely preparation of reliable financial information, as required under the Companies Act, 2013.

#### Auditor's Responsibility

Our responsibility is to express an opinion on the Company's internal financial controls over financial reporting with reference to these standalone financial statements based on our audit. We conducted our audit in accordance with the Guidance Note on Audit of Internal Financial Controls Over Financial Reporting (the "Guidance Note") and the Standards on Auditing as specified under section 143(10) of the Companies Act, 2013, to the extent applicable to an audit of internal financial controls and, both issued by the Institute of Chartered Accountants of India. Those Standards and the Guidance Note require that we comply with ethical requirements and plan and perform the audit to obtain reasonable assurance about whether adequate internal financial controls over financial reporting with reference to these standalone financial statements was established and maintained and if such controls operated effectively in all material respects.

Our audit involves performing procedures to obtain audit evidence about the adequacy of the internal financial controls over financial reporting with reference to these standalone

financial statements and their operating effectiveness. Our audit of internal financial controls over financial reporting included obtaining an understanding of internal financial controls over financial reporting with reference to these standalone financial statements, assessing the risk that a material weakness exists, and testing and evaluating the design and operating effectiveness of internal control based on the assessed risk. The procedures selected depend on the auditor's judgement, including the assessment of the risks of material misstatement of the financial statements, whether due to fraud or error.

We believe that the audit evidence we have obtained is sufficient and appropriate to provide a basis for our audit opinion on the internal financial controls over financial reporting with reference to these standalone financial statements.

#### Meaning of Internal Financial Controls Over Financial Reporting With Reference to these Financial Statements

A company's internal financial control over financial reporting with reference to these standalone financial statements is a process designed to provide reasonable assurance regarding the reliability of financial reporting and the preparation of financial statements for external purposes in accordance with generally accepted accounting principles. A company's internal financial control over financial reporting with reference to these standalone financial statements includes those policies and procedures that (1) pertain to the maintenance of records that, in reasonable detail, accurately and fairly reflect the transactions and dispositions of the assets of the company; (2) provide reasonable assurance that transactions are recorded as necessary to permit preparation of financial statements in accordance with generally accepted accounting principles, and that receipts and expenditures of the company are being made only in accordance with authorisations of management and directors of the company; and (3) provide reasonable assurance regarding prevention or timely detection of unauthorised acquisition, use, or disposition of the company's assets that could have a material effect on the financial statements.

#### Inherent Limitations of Internal Financial Controls Over Financial Reporting With Reference to these Standalone Financial Statements

Because of the inherent limitations of internal financial controls over financial reporting with reference to these standalone financial statements, including the possibility of collusion or improper management override of controls, material misstatements due to error or fraud may occur and not be detected. Also, projections of any evaluation of the internal financial controls over financial reporting with reference to these standalone financial statements to future periods are subject to the risk that the internal financial control over financial reporting with reference to these standalone financial statements may



---

## ANNEXURE 2 TO THE INDEPEDENT AUDITORS' REPORT

---

become inadequate because of changes in conditions, or that the degree of compliance with the policies or procedures may deteriorate.

### Opinion

In our opinion, the Company has, in all material respects, adequate internal financial controls over financial reporting with reference to these standalone financial statements and such internal financial controls over financial reporting with reference to these standalone financial statements were operating effectively as at March 31, 2020, based on the internal control over financial reporting criteria established by the Company considering the essential components of internal control stated in the Guidance Note on Audit of Internal Financial Controls Over Financial Reporting issued by the Institute of Chartered Accountants of India.

For S R B C & CO LLP

Chartered Accountants

ICAI Firm Registration Number: 324982E/E300003

sd/-

per Suresh Yadav

Partner

Membership Number: 119878

UDIN: 20119878AAAADC2117

Place of Signature: Mumbai

Date: June 15, 2020

## Balance Sheet as at March 31, 2020

				(₹ In Lakhs)
Particulars		Note No.	As at 31-Mar-20	As at 31- Mar-19
<b>I ASSETS</b>				
<b>1 NON-CURRENT ASSETS</b>				
(a)	Property, plant and equipment	2	32,372.51	36,581.62
(b)	Capital work-in-progress		950.66	552.07
(c)	Right of use assets	2A	1,328.55	
(d)	Intangible assets	3	1,205.54	1,408.97
(e)	Financial assets			
(i)	Investments	4	1,41,120.90	136,406.83
(ii)	Trade receivables	5	19,359.99	27,218.59
(iii)	Loans	6	78,813.93	65,693.97
(iv)	Other financial assets	7	1,432.89	2,621.87
(f)	Deferred Tax Asset (net)	8	4,747.38	5,180.18
(g)	Other non-current assets	9	10,396.62	20,978.99
<b>TOTAL NON-CURRENT ASSETS</b>			<b>2,91,728.97</b>	<b>296,643.09</b>
<b>2 CURRENT ASSETS</b>				
(a)	Inventories	10	15,338.22	15,265.56
(b)	Contract Assets	11	36,720.03	60,959.97
(c)	Financial Assets			
(i)	Trade receivables	12	1,25,037.02	127,914.81
(ii)	Cash and cash equivalents	13	25,293.10	1,573.27
(iii)	Bank balances other than (ii) above	13	3,817.78	3,926.00
(iv)	Loans	14	10,963.24	15,478.58
(v)	Other financial assets	15	4,386.68	874.64
(c)	Other current assets	16	17,907.60	8,220.80
<b>TOTAL CURRENT ASSETS</b>			<b>2,39,463.67</b>	<b>234,213.63</b>
<b>TOTAL ASSETS</b>			<b>5,31,192.64</b>	<b>530,856.72</b>
<b>II EQUITY &amp; LIABILITIES</b>				
<b>1 EQUITY</b>				
(a)	Equity Share Capital	17	14,036.16	14,036.16
(b)	Other Equity	18	2,45,857.96	207,166.52
<b>TOTAL EQUITY</b>			<b>2,59,894.12</b>	<b>221,202.68</b>
<b>2 NON-CURRENT LIABILITIES</b>				
(a)	Contract Liability	19	22,921.77	35,611.03
(b)	Financial Liabilities			
(i)	Borrowings	20	18,498.20	35,920.47
(ii)	Lease liabilities	21	714.78	-
(iii)	Trade Payables	22	8,040.87	7,792.59
(iv)	Other financial liabilities	23	-	575.15
(c)	Long Term Provisions	24	6,149.10	5,597.80
<b>TOTAL NON-CURRENT LIABILITIES</b>			<b>56,324.72</b>	<b>85,497.04</b>

**Balance Sheet as at March 31, 2020**

		(₹ In Lakhs)	
Particulars	Note No.	As at 31-Mar-20	As at 31-Mar-19
<b>3 CURRENT LIABILITIES</b>			
(a) Contract liabilities	25	77,194.80	60,718.55
(b) Financial liabilities			
(i) Borrowings	26	16,889.14	37,139.48
(ii) Trade payables	27		
(A) Total outstanding dues of micro enterprises and small enterprises		811.57	4,820.74
(B) Total outstanding dues of creditors other than micro enterprises and small enterprises.		68,014.01	76,055.43
(iii) Financial Guarantee liabilities		498.88	572.54
(iv) Lease liabilities	21	626.09	-
(v) Other financial liabilities	28	24,631.59	21,169.31
(vi) Obligation towards Investor in Subsidiary	57	20,740.00	18,990.00
(d) Other current liabilities	29	541.43	1,515.57
(e) Provisions	30	2,879.25	1,399.47
(f) Current tax liabilities	31	2,147.04	1,775.91
<b>TOTAL CURRENT LIABILITIES</b>		<b>2,14,973.80</b>	<b>2,24,157.00</b>
<b>TOTAL LIABILITIES</b>		<b>2,71,298.52</b>	<b>309,654.04</b>
<b>TOTAL EQUITY AND LIABILITIES</b>		<b>5,31,192.64</b>	<b>530,856.72</b>

Significant Accounting Policies

1

The accompanying notes are an integral part of the financial statements

As per our report of even date attached.

**For S R B C & CO LLP****Chartered Accountants**

ICAI Firm Registration Number:

324982E/E300003

sd/-

**per Suresh Yadav**

Partner

Membership No.: 119878

**For & on behalf of the Board of Directors**

sd/-

**(A.M. Katariya)**

Chairman

DIN : 00112240

sd/-

**(S.D. Parakh)**

Managing Director

DIN : 00112324

sd/-

**(P.C. Mehta)**

Chief Financial Officer

sd/-

**(M.A. Kulkarni)**

Company Secretary

Place: Mumbai

Date: June 15, 2020

Place: Nashik

Date: June 15, 2020

CIN: L45200MH1993PLC071970

**Statement of Profit And Loss for the year ended March 31, 2020**

Particulars	Note No.	(₹ In Lakhs)	
		For the year ended 31-Mar-20	For the year ended 31- Mar-19
<b>I INCOME</b>			
Revenue from Operations	32	3,93,743.29	382,064.36
Other Income	33	14,493.07	11,569.69
<b>Total Income</b>		<b>4,08,236.36</b>	<b>393,634.05</b>
<b>II EXPENSES:</b>			
Cost of Material Consumed	34	1,14,457.85	148,165.38
Construction Expenses	35	1,85,290.35	154,832.32
Employee Benefits Expenses	36	18,200.62	14,902.95
Finance Expenses	37	8,545.15	9,068.76
Depreciation and Amortisation		11,112.77	7,627.13
Other Expenses	38	17,230.82	12,645.70
<b>Total Expenses</b>		<b>3,54,837.56</b>	<b>347,242.24</b>
<b>III Profit before Exceptional Items and Tax (I-II)</b>		<b>53,398.80</b>	<b>46,391.81</b>
<b>IV Exceptional Items</b>	56	-	4,702.34
<b>V Profit before Tax (III-IV)</b>		53,398.80	41,689.47
<b>VI Tax Expense:</b>			
Current Tax		14,251.75	14,758.39
Deferred Tax		432.81	(1,685.21)
		<b>14,684.56</b>	<b>13,073.18</b>
<b>VII Profit for the year (V - VI)</b>		<b>38,714.24</b>	<b>28,616.29</b>
<b>VIII Other Comprehensive Income (OCI) :</b>			
Items not to be reclassified subsequent to profit or loss			
Re-measurement gains/(losses) on defined benefit plans		(30.65)	(63.73)
Income tax effect on above		7.85	22.06
Other Comprehensive Income		<b>(22.80)</b>	<b>(41.67)</b>
<b>IX Total comprehensive income for the year (VII+VIII)</b>		<b>38,691.44</b>	<b>28,574.62</b>
<b>X Earnings per Equity Share of Nominal Value ₹ 5 each:</b>			
Basic (₹)		<b>13.79</b>	<b>10.19</b>
Diluted (₹)		<b>13.79</b>	<b>10.19</b>
Significant Accounting Policies	1		
The accompanying notes are an integral part of the financial statements			

As per our report of even date attached.

**For S R B C & CO LLP****Chartered Accountants**

ICAI Firm Registration Number:

324982E/E300003

sd/-

**per Suresh Yadav**

Partner

Membership No.: 119878

**For & on behalf of the Board of Directors**

sd/-

**(A.M. Katariya)**

Chairman

DIN : 00112240

sd/-

**(S.D. Parakh)**

Managing Director

DIN : 00112324

sd/-

**(P.C. Mehta)**

Chief Financial Officer

sd/-

**(M.A. Kulkarni)**

Company Secretary

Place: Mumbai

Date: June 15, 2020

Place: Nashik

Date: June 15, 2020



## Cash Flow Statement for the year ended March 31, 2020

Particulars	(₹ In Lakhs)	
	For the year ended 31-Mar-2020	For the year ended 31-Mar-2019
<b>A CASH FLOW FROM OPERATING ACTIVITIES :</b>		
Net Profit Before Tax	53,398.80	41,689.47
<b>Adjustment to reconcile profit before tax to net cash flows</b>		
Depreciation & Amortisation	11,112.77	7,627.13
Dividend Income	-	(540.00)
Share of (Profit)/loss from Investment in Partnership Firm/LLP	(94.55)	(984.53)
Interest & Finance Income	(12,894.73)	(8,153.24)
Impairment allowance (allowance for bad and doubtful debts and advances)	1,621.36	2,187.33
Receivables Write Off	4,321.80	-
Finance Cost	8,529.68	9,038.28
Gain on Sale of Investments (net)	(11.89)	(102.86)
Provision for obligation towards Investor in Subsidiary	1,750.00	1,590.00
Unwinding of discount on financial assets	(4.78)	(57.89)
Exceptional item	-	4,702.34
Fair value loss on derivative contracts	15.47	30.48
Assets Written off	-	67.44
Gain on disposal of Property, Plant and Equipment	(165.00)	(68.40)
<b>Operating Profit Before Changes in Working Capital</b>	<b>67,578.93</b>	<b>57,025.55</b>
<b>Adjustments for changes in Operating Assets &amp; Liabilities:</b>		
Decrease/(Increase) in Trade and other Receivables	10,038.68	(59,442.58)
Decrease/(Increase) in Inventories	(72.66)	(674.66)
Decrease/(Increase) in other assets	(3,991.84)	31,495.23
Decrease/(Increase) in Contract assets	21,167.09	(60,959.97)
Increase / (Decrease) in Trade Payables	(11,802.31)	29,427.68
Increase / (Decrease) in Contract liabilities	3,786.99	96,329.58
Increase / (Decrease) in Short term provision	1,456.77	(1,937.64)
Increase / (Decrease) in Other Liabilities	198.72	(81,693.07)
Increase / (Decrease) in Long term provision	(93.15)	2,941.01
<b>Cash Generated from Operations</b>	<b>88,267.22</b>	<b>12,511.13</b>
Income Tax Paid (net of refunds)	(14,141.37)	(11,758.37)
<b>NET CASH FLOW FROM OPERATING ACTIVITIES</b>	<b>74,125.85</b>	<b>752.76</b>
<b>B CASH FLOW FROM INVESTING ACTIVITIES :</b>		
Purchase of Property, Plant and Equipment, Intangible Assets including CWIP and capital Advance	(5,792.50)	(16,393.90)
Investment in		
Joint ventures	(308.40)	(616.33)
Subsidiaries	(2,405.55)	(5,631.42)
Sale Proceeds of Non - Current Investment		
Joint ventures	-	3,683.20
Subsidiaries	183.47	571.51
Sale proceeds of Current Investments (Net)	11.89	102.86
Dividend Received		
Subsidiaries	-	540.00
Loans given to Joint Ventures	-	(1,109.50)
Loans given to Subsidiaries	(28,160.06)	(47,271.24)
Loans repaid by Subsidiaries	26,342.38	9,880.35
Loans given to Other	-	(4.82)

## Cash Flow Statement for the year ended March 31, 2020

Particulars	(₹ In Lakhs)	
	For the year ended 31-Mar-2020	For the year ended 31-Mar-2019
Interest Received	4,081.67	1,565.78
Proceeds from sale of Fixed Assets	283.31	137.85
Proceeds from / (Investment in) Fixed Deposits (Net)	108.22	(621.73)
<b>NET CASH FLOW USED IN FROM INVESTING ACTIVITIES</b>	<b>(5,655.57)</b>	<b>(55,167.39)</b>
<b>C CASH FLOW FROM FINANCING ACTIVITIES</b>		
Dividend Paid	-	(1,496.55)
Proceeds from Borrowings	4,072.66	35,771.43
Repayment of Borrowings	(23,321.30)	(6,717.31)
Proceeds from/(repayment of ) cureent Borrowings (Net)	(16,867.70)	27,545.66
Finance Cost Paid	(7,498.42)	(7,783.96)
Lease Payments	(1,135.69)	-
<b>NET CASH FLOW FROM / (USED IN) FINANCING ACTIVITIES</b>	<b>(44,750.45)</b>	<b>47,319.27</b>
<b>Net Increase In Cash &amp; Cash Equivalents</b>	<b>23,719.83</b>	<b>(7,095.36)</b>
<b>Cash and Cash Equivalents at the beginning of the year</b>	<b>1,573.27</b>	<b>8,668.63</b>
<b>Cash and Cash Equivalents at the end of the year</b>	<b>25,293.10</b>	<b>1,573.27</b>
<b>COMPONENTS OF CASH AND CASH EQUIVALENTS</b>		
Balances with Banks		
On current accounts	17,192.51	217.23
Deposits with Original maturity less than 3 months	7,986.01	1,239.36
Unpaid Dividend Account	4.78	4.72
Cash on hand	109.80	111.96
<b>Cash and cash equivalents for statement of cash flows</b>	<b>25,293.10</b>	<b>1,573.27</b>

### Note:

- 1 Cash and Cash Equivalents comprises of balances with bank in current accounts, cash on hand and Bank Deposits with maturity less than 3 months.
- 2 The above Cash Flow Statement has been prepared under the "Indirect Method" as set out in the Indian Accounting Standard (Ind AS 7) on Cash Flow Statement.

Summary of Significant Accounting Policies (Refer Note 1)

The accompanying notes are an integral part of the financial statements

As per our report of even date attached.

**For S R B C & CO LLP**  
**Chartered Accountants**

ICAI Firm Registration Number:  
324982E/E300003

sd/-

**per Suresh Yadav**

Partner

Membership No.: 119878

**For & on behalf of the Board of Directors**

sd/-

**(A.M. Katariya)**

Chairman

DIN : 00112240

sd/-

**(S.D. Parakh)**

Managing Director

DIN : 00112324

sd/-

**(P.C. Mehta)**

Chief Financial Officer

sd/-

**(M.A. Kulkarni)**

Company Secretary

Place: Mumbai

Date: June 15, 2020

Place: Nashik

Date: June 15, 2020

## Statement of Changes in Equity as at March 31, 2020

### a) Equity Share Capital:

(₹ In Lakhs)

Equity Share	As at 31-Mar-20	As at 31-Mar-19
Balance at the beginning of the year	14,036.16	9,357.44
Issued during the year (Refer Note a)	-	4,678.72
Deduction during the year	-	-
<b>Balance at the end of the year</b>	<b>14,036.16</b>	<b>14,036.16</b>

Equity shares of ₹ 5 each issued, subscribed and fully paid	Nos.	(₹ In Lakh)
At March 31, 2019	2807,23,217	14,036.16
At March 31, 2020	2807,23,217	14,036.16

### b) Other Equity:

(₹ In Lakhs)

Particulars	Reserves & Surplus				Total
	Securities Premium	General Reserve	Debenture Redemption Reserve	Retained earnings	
<b>Balance as at April 1, 2018</b>	<b>79,578.57</b>	<b>7,769.11</b>	<b>-</b>	<b>95,922.96</b>	<b>1,83,270.64</b>
Addition during the year				28,616.29	<b>28,616.29</b>
Other Comprehensive Income for the year				(41.69)	<b>(41.69)</b>
Creation of Debenture Redemption Reserve (Refer Note b)		(3,750.00)	3,750.00		<b>-</b>
Utilised for issue of Bonus shares	(4,678.72)				<b>(4,678.72)</b>
<b>Balance as at March 31, 2019</b>	<b>74,899.85</b>	<b>4,019.11</b>	<b>3,750.00</b>	<b>1,24,497.56</b>	<b>2,07,166.52</b>
<b>Balance as at April 1, 2019</b>	<b>74,899.85</b>	<b>4,019.11</b>	<b>3,750.00</b>	<b>1,24,497.56</b>	<b>2,07,166.52</b>
Addition during the year	-	3,750.00	-	38,714.24	42,464.24
Other Comprehensive Income for the year	-	-	-	(22.80)	(22.80)
Transfer to General Reserve (Refer Note b)	-	-	(3,750.00)	-	(3,750.00)
<b>Balance as at March 31, 2020</b>	<b>74,899.85</b>	<b>7,769.11</b>	<b>-</b>	<b>1,63,189.00</b>	<b>2,45,857.96</b>

#### Note :

- a) The Board of Directors at its meeting held on May 29, 2018 proposed a bonus issue of equity shares, in the ratio of one equity share of ₹ 5 each for every two equity shares of the Company, held by the shareholders as on a record date. Subsequently, the shareholders approved the same and the Company issued the bonus shares on record date i.e. July 13, 2018.
- b) The Company had created a Debenture Redemption Reserve at the time of issue of Non Convertible Debentures out of the profits which are available for payment of dividend to be utilised for Redemption of these Debentures. During the current year, the Company has redeemed ₹ 15000 Lakhs of all the outstanding Non Convertible Debentures, and transferred the balance of Debenture Redemption Reserve to the General Reserve.
- Summary of Significant Accounting Policies (Refer Note 1)
- The accompanying notes are an integral part of the financial statements

As per our report of even date attached.

**For S R B C & CO LLP**  
Chartered Accountants

ICAI Firm Registration Number:  
324982E/E300003

sd/-  
**per Suresh Yadav**  
Partner  
Membership No.: 119878

**For & on behalf of the Board of Directors**

sd/-  
**(A.M. Katariya)**  
Chairman  
DIN : 00112240

sd/-  
**(S.D. Parakh)**  
Managing Director  
DIN : 00112324

sd/-  
**(P.C. Mehta)**  
Chief Financial Officer

sd/-  
**(M.A. Kulkarni)**  
Company Secretary

Place: Mumbai  
Date: June 15, 2020

Place: Nashik  
Date: June 15, 2020

**NOTE 01: SIGNIFICANT ACCOUNTING POLICIES****A. General Information**

Ashoka Buildcon Limited ("the Company") is a public limited company domiciled in India and incorporated on May 13, 1993 under the provision of Companies Act, 1956. The registered office of Company is located at S.No. 861, Ashoka House, Ashoka Marg, Vadala, Nashik, Maharashtra 422011. Shares of the Company are listed on Bombay Stock Exchange (BSE) and National Stock Exchange (NSE).

Company is presently engaged in the business of construction of infrastructure facilities on Engineering, Procurement and Construction Basis (EPC) and Built, Operate and Transfer (BOT) Basis and Sale of Ready Mix Concrete. The Company has promoted Special Purpose Vehicles (SPVs) for some of its projects, wherein 'Toll Collection Rights' are received in exchange of the Construction Cost. For this, the SPVs significantly engage the services of the Company for contract related activities due to inherent execution capabilities / expertise and experience of the Company.

The financial statements were approved for issue by The Board of Directors on June 15, 2020.

**B. Summary of Significant Accounting Policies****1. Basis of preparation**

The Company's financial statements have been prepared in accordance with the provisions of the Companies Act, 2013 and the Indian Accounting Standards (Ind AS) notified under the Companies (Indian Accounting Standards) Rules, 2015 read with Section 133 of the Companies Act, 2013 (as amended from time to time).

These financial statements include Balance sheet, Statement of Profit and Loss, Statement of Changes in Equity and Statement of Cash Flows and notes, comprising a summary of significant accounting policies and other explanatory information and comparative information in respect of the preceding period.

The financial statements have been prepared on a historical cost basis, except for the following assets and liabilities which have been measured at fair value or revalued amount:

- Derivative financial instruments,
- Certain other financial assets and liabilities which have been measured at fair value (refer accounting policy regarding financial instruments).

**2. Presentation of financial statements**

The financial statements (except for Statement of Cash Flow) are prepared and presented in the format prescribed in Division II – Ind AS Schedule III ("Schedule III") to the Companies Act, 2013.

The Statement of Cash Flow has been prepared and presented as per the requirements of Ind AS 7 "Statement of Cash flows".

Amounts in the financial statements are presented in Indian Rupees in Lakhs as per the requirements of Schedule III. "Per share" data is presented in Indian Rupees upto two decimals places.

**Current versus Non-current classification**

The Company presents assets and liabilities in the balance sheet based on current/non-current classification.

**An asset is treated as current when it is:**

- Expected to be realised or intended to be sold or consumed in normal operating cycle
- Held primarily for the purpose of trading
- Expected to be realised within twelve months after the reporting period, or
- Cash or cash equivalent unless restricted from being exchanged or used to settle a liability for at least twelve months after the reporting period.

All other assets are classified as non-current.

**A liability is current when:**

- It is expected to be settled in normal operating cycle
- It is held primarily for the purpose of trading
- It is due to be settled within twelve months after the reporting period, or
- There is no unconditional right to defer the settlement of the liability for at least twelve months after the reporting period

All other liabilities are classified as non-current.

Deferred tax assets and liabilities are classified as non-current assets and liabilities.

The operating cycle is the time between the acquisition of assets for processing and their realisation in cash and cash equivalents. The Company has identified twelve months as its operating cycle.



### 3. Fair Value measurement

The Company measures financial instruments, such as, derivatives at fair value at each balance sheet date.

Fair value is the price that would be received to sell an asset or paid to transfer a liability in an orderly transaction between market participants at the measurement date. The fair value measurement is based on the presumption that the transaction to sell the asset or transfer the liability takes place either:

- In the principal market for the asset or liability, or
- In the absence of a principal market, in the most advantageous market for the asset or liability

The principal or the most advantageous market must be accessible by the Company.

The fair value of an asset or a liability is measured using the assumptions that market participants would use when pricing the asset or liability, assuming that market participants act in their economic best interest.

A fair value measurement of a non-financial asset takes into account a market participant's ability to generate economic benefits by using the asset in its highest and best use or by selling it to another market participant that would use the asset in its highest and best use.

The Company uses valuation techniques that are appropriate in the circumstances and for which sufficient data is available to measure fair value, maximizing the use of relevant observable inputs and minimizing the use of unobservable inputs.

Fair value measurements are categorized into Level 1, 2 or 3 based on the degree to which the inputs to the fair value measurements are observable and the significance of the inputs to the fair value measurement in its entirety, which are described as follows:

- Level 1 inputs are quoted prices in active markets for identical assets or liabilities that entity can access at measurement date;
- Level 2 inputs are inputs, other than quoted prices included in Level 1, that are observable for the asset or liability, either directly or indirectly; and
- Level 3 inputs are unobservable inputs for the asset or liability.

For assets and liabilities that are recognised in the financial statements on a recurring basis, the Company determines whether transfers have occurred between levels in the hierarchy by re-assessing categorisation (based on the

lowest level input that is significant to the fair value measurement as a whole) at the end of each reporting period.

For the purpose of fair value disclosures, the Company has determined classes of assets and liabilities on the basis of the nature, characteristics and risks of the asset or liability and the level of the fair value hierarchy as explained above.

### 4. Foreign Currency

#### a. Functional and presentation currency

The financial statements of the Company are presented using Indian Rupee (₹), which is also our functional currency i.e. currency of the primary economic environment in which the company operates.

#### b. Transactions and balances

Foreign currency transactions are translated into the respective functional currency using the exchange rates at the dates of the transactions. Foreign exchange gains and losses resulting from the settlement of such transactions and from the translation of monetary assets and liabilities denominated in foreign currencies at year end exchange rates are recognised in profit or loss.

### 5. Property, Plant and Equipment (PPE)

PPE is recognized when it is probable that future economic benefits associated with the item will flow to the Company and the cost of the item can be measured reliably. All items of PPE are stated at cost net of tax/duty credits availed, if any, less accumulated depreciation and cumulative impairment. Cost includes expenditure that is directly attributable to the acquisition and installation of such assets, if any. Subsequent expenditure relating to Property, Plant and Equipment is capitalised only when it is probable that future economic benefits associated with the item will flow to the Company and the cost of the item can be measured reliably. When significant parts of plant and equipment are required to be replaced at intervals, the Company depreciates them separately based on their specific useful lives. Likewise, when a major inspection is performed, its cost is recognised in the carrying amount of the plant and equipment as a replacement if the recognition criteria are satisfied. All other repairs and maintenance costs are charged to the Statement of Profit and Loss as incurred.

Items such as spare parts and servicing equipment are recognised as PPE if they meet the definition of property, plant and equipment and are expected to be used for more than one year. All other items of spares and servicing equipments are classified as item of Inventories.

PPE not ready for the intended use on the date of the Balance Sheet is disclosed as “Capital Work-In-Progress” and carried at cost, comprising of directly attributable costs and related incidental expenses.

Decommissioning cost, if any, on Property Plant and Equipment are estimated at their present value and capitalized as part of such assets.

#### **Depreciation methods, estimated useful lives and residual value**

Depreciation has been provided on the written down value method, as per the useful lives specified in Schedule II to the Companies Act, 2013, or in the case of assets where the useful life was determined by technical evaluation carried out by the management’s expert, in order to reflect the actual usage of the assets. The asset’s useful lives are reviewed and adjusted, if appropriate, at the end of each reporting period. The useful lives of PPE are as under:

#### **Type of Asset with Useful Life**

Sr. No.	Category of assets	Sub-category of assets	Useful life as per Schedule II	Useful life adopted by the company
1	Plant and equipment	Concreting, Crushing, Pilling Equipment & Road Making Equipment	12	10
		Cranes with capacity of Less than 100 Tonne	15	15
		Cranes with capacity of Less than 60 Tonne	9	9
		Material Handling/Pipeline/Welding	12	9
		Earth Moving equipment	9	9
2	Office and equipment	Office and equipment	5	5
3	Computers and data processing equipment	End user devices	3	3
		Server	6	3
4	Furniture and Fixture	Furniture and Fixture	10	10
5	Vehicle	Motor buses, motor lorries and motor cars other than those used in a business of running them on hire	8	8
		Motor cycles, scooter and other mopeds	10	10
6	Buildings	Buildings other than factory building	60	60
		Temporary/Portable structure	3	3
7	General Laboratory Equipment		10	3
8	Plant & Equipment	Centering materials are depreciated on a Straight Line Basis over Useful life which has been defined as Four Years		

The Company, based on assessment made by technical expert and management estimate, depreciates certain items of building, plant and equipment over estimated useful lives which are different from the useful life prescribed in Schedule II to the Companies Act, 2013. The management believes that these estimated useful lives are realistic and reflect fair approximation of the period over which the assets are likely to be used.

#### **6. Intangible assets**

##### **a. Intangible Assets Under Service Concession Arrangements (Appendix C to Ind AS 115 – Revenue from Contracts with Customers)**

In respect of Public to Private Arrangements (PPA), on a Built-Operate-Transfer (BOT) basis, Intangible Assets i.e. Right to collect toll/tariff are recognised when the Company has been granted rights to charge a toll/tariff from the users of such public services and such rights do not confer an unconditional right on the Company to receive cash or another Financial Asset and when it is probable that future economic benefits associated with the rights will flow to the Company and the cost of the asset can be measured reliably.

The Company constructs or upgrades infrastructure (construction or upgrade services) used to provide a public service and operates and maintains that infrastructure (operation services) for a specified period of time. These arrangements may include infrastructure used in a public-to-private service concession arrangement for its entire useful life.

Under the Concession Agreements, where the Company has received the right to charge users of the public service, such rights are recognised and classified as “Intangible Assets” in accordance with Appendix C to Ind AS 115 – Service Concession Arrangements. Such right is not an unconditional right to receive consideration because the amounts are contingent to the extent that the public uses the service and thus are recognised and classified as intangible assets. Such an intangible asset is recognised by the Company at cost (which is the fair value of the consideration received or receivable for the construction services delivered) and is capitalized when the project is complete in all respects and when the subsidiary companies receives the completion certificate from the authority as specified in the Concession Agreement.

An asset carried under concession arrangements is derecognised on disposal or when no future economic benefits are expected from its future use or disposal.

Service Concession Arrangements that meet the definition of an Intangible Asset are recognised at cumulative construction cost, including related margins. Till completion of construction of the project, such arrangements are recognised as “Intangible Assets Under Development” and are recognised at cumulative construction cost, including related margins.

#### **b. Other Intangible assets**

Intangible assets are recognized when it is probable that future economic benefits attributable to the assets will flow to the Company and the cost of the asset can be measured reliably. Such Intangible Assets acquired by the Company are measured at cost less accumulated amortisation and any accumulated impairment losses. Cost includes expenditure that is directly attributable to the acquisition and installation of such assets.

#### **Amortisation**

The intangible rights which are recognised in the form of right to charge users of the infrastructure asset are amortised by taking proportionate of actual revenue received for the year over Total Projected Revenue from project to Cost of Intangible assets i.e. proportionate of actual revenue earned for the year

over Total Projected Revenue from the Intangible assets expected to be earned over the balance concession period as estimated by the management.

As required, total Projected Revenue reviewed by the management at the end of each financial year and accordingly, the total projected revenue is adjusted to reflect any changes in the estimates which lead to the actual collection at the end of the concession period.

Right to collect tariff on Hydro project is amortised on a Straight Line basis over the concession period.

Amortisation on Software has been provided on the written down value method, as per the useful lives specified in Schedule II to the Companies Act, 2013.

#### **7. Impairment of Non-Financial Assets**

Assets are tested for impairment whenever events or changes in circumstances indicate that the carrying amount may not be recoverable. An impairment loss is recognised for the amount by which the asset's carrying amount exceeds its recoverable amount and the impairment loss is recognized in the Statement of Profit and Loss. The recoverable amount is the higher of an asset's fair value less costs of disposal and value in use. The recoverable amount is determined for an individual asset, unless the asset does not generate cash inflows that are largely independent of those from other assets or group of assets. In assessing value in use, the estimated future cash flows are discounted to their present value using a pre-tax discount rate that reflects current market assumptions of the time value of money and the risks specified to the asset. In determining net selling price, recent market transactions are taken into account, if available. If no such transactions can be identified, an appropriate valuation model is used.

#### **8. Non-current assets held for sale**

The Company classifies non-current assets and disposal groups as ‘Held For Sale’ if their carrying amounts will be recovered principally through a sale rather than through continuing use and sale is highly probable i.e. actions required to complete the sale indicate that it is unlikely that significant changes to the sale will be made or that the decision to sell will be withdrawn.

Non-current assets held for sale and disposal groups are measured at the lower of their carrying amount and the fair value less costs to sell. Assets and liabilities classified as held for sale are presented separately in the balance sheet.

Property, plant and equipment and intangible assets once classified as held for sale are not depreciated or amortised.

## 9. Financial instruments

### Initial Recognition

Financial instruments i.e. Financial Assets and Financial Liabilities are recognised when the Company becomes a party to the contractual provisions of the instruments. Financial instruments are initially measured at fair value. Transaction costs that are directly attributable to the acquisition or issue of financial instruments (other than financial instruments at fair value through profit or loss) are added to or deducted from the fair value of the financial instruments, as appropriate, on initial recognition. Transaction costs directly attributable to the acquisition of financial instruments assets or financial liabilities at fair value through profit or loss are recognised in profit or loss.

### **Financial Assets**

#### Subsequent Measurement

All recognised financial assets are subsequently measured at amortized cost using effective interest method except for financial assets carried at fair value through Profit and Loss (FVTPL) or fair value through Other Comprehensive Income (FVOCI).

#### a. Equity investments in Subsidiaries, Associates and Joint Venture

The Company accounts for its investment in subsidiaries, joint ventures and associates and other equity investments in subsidiary companies at cost in accordance with Ind AS 27 - 'Separate Financial Statements'.

Investment in Compulsory Convertible Debentures of subsidiary company is treated as equity investments, since they are convertible into fixed number of equity shares of subsidiary.

Investment made by way of Financial Guarantee contracts in subsidiary, associate and joint venture companies are initially recognised at fair value of the Guarantee.

#### b. Equity investments (other than investments in subsidiaries, associates and joint venture)

All equity investments falling within the scope of Ind-AS 109 are mandatorily measured at Fair Value through Profit and Loss (FVTPL) with all fair value changes recognized in the Statement of Profit and Loss.

The Company has an irrevocable option of designating certain equity instruments as FVOCI. Option of designating instruments as FVOCI is done on an

instrument-by-instrument basis. The classification made on initial recognition is irrevocable.

If the Company decides to classify an equity instrument as FVOCI, then all fair value changes on the instrument are recognized in Statement of Other Comprehensive Income (SOCI). Amounts from SOCI are not subsequently transferred to profit and loss, even on sale of investment.

#### c. Investment in preference shares

Investment in preference shares are classified as debt instruments and carried at amortised cost if they are not convertible into equity instruments and are not held to collect contractual cash flows. Other Investment in preference shares which are classified as debt instruments are carried at FVTPL.

Investment in convertible preference shares of subsidiary, associate and joint venture companies are treated as equity instruments and carried at cost. Other Investment in convertible preference shares which are classified as equity instruments are mandatorily carried at FVTPL.

#### d. De-recognition

A financial asset is primarily derecognized when the rights to receive cash flows from the asset have expired, or the Company has transferred its rights to receive cash flows from the asset or has assumed an obligation to pay the received cash flows in full without material delay to a third party under a pass-through arrangement; and with that a) the Company has transferred substantially all the risks and rewards of the asset, or b) the Company has neither transferred nor retained substantially all the risks and rewards of the asset, but has transferred control of the asset.

#### e. Impairment of financial assets

The Company assesses at each date of balance sheet whether a financial asset or a group of financial assets is impaired. Ind AS 109 requires expected credit losses to be measured through a loss allowance. The Company recognises lifetime expected losses for all trade receivables and/or contract assets that do not constitute a financing transaction. For all other financial assets, expected credit losses are measured at an amount equal to the 12 month expected credit losses or at an amount equal to the life time expected credit losses if the credit risk on the financial asset has increased significantly since initial recognition.



## Financial Liabilities

### Classification

Financial liabilities and equity instruments issued by the Company are classified according to the substance of the contractual arrangements entered into and the definitions of a financial liability and an equity instrument.

### Subsequent measurement

Loans and borrowings are subsequently measured at amortised cost using Effective Interest Rate (EIR), except for financial liabilities at fair value through profit or loss. Amortised cost is calculated by taking into account any discount or premium on acquisition and fees or costs that are an integral part of the EIR. Amortisation arising on unwinding of the financial liabilities as per EIR is included as a part of Finance Costs in the Statement of Profit and Loss.

Financial liabilities recognised at FVTPL, including derivatives, are subsequently measured at fair value.

#### a. Compound financial instruments

Compound financial instruments issued by the company is an instrument which creates a financial liability on the issuer and which can be converted into fixed number of equity shares at the option of the holders.

Such instruments are initially recognised by separately accounting the liability and the equity components. The liability component is initially recognised at the fair value of a comparable liability that does not have an equity conversion option. The equity component is initially recognised as the difference between the fair value of the compound financial instrument as a whole and the fair value of the liability component. The directly attributable transaction costs are allocated to the liability and the equity components in proportion to their initial carrying amounts.

Subsequent to initial recognition, the liability component of the compound financial instrument is measured at amortised cost using the effective interest method. The equity component of a compound financial instrument is not re-measured subsequently.

#### b. Financial guarantee contracts

Financial guarantee contracts are initially recognised as a liability at fair value. The liability is subsequently measured at carrying amount less amortization or amount of loss allowance determined as per impairment requirements of Ind AS 109, whichever is

higher. Amortisation is recognised as finance income in the Statement of Profit and Loss.

#### c. De-recognition

A financial liability is derecognised when the obligation under the liability is discharged or cancelled or expires.

### Offsetting financial instruments

Financial assets and liabilities are offset and the net amount is reported in the balance sheet where there is a legally enforceable right to offset the recognised amounts and there is an intention to settle on a net basis or realise the asset and settle the liability simultaneously.

### Re-classification of financial instruments

The Company determines classification of financial assets and liabilities on initial recognition. After initial recognition, no reclassification is made for financial assets, such as equity instruments designated at FVTPL or FVOCI and financial liabilities. For financial assets which are debt instruments, a reclassification is made only if there is a change in the business model for managing those assets.

#### 10. **Cash dividend and non-cash distribution to equity holders**

The Company recognises a liability to make cash or non-cash distributions to its equity holders when the distribution is authorised and the distribution is no longer at the discretion of the Company. As per the corporate laws in India, a distribution is authorised when it is approved by the shareholders. A corresponding amount is recognised directly in equity.

Non-cash distributions are measured at the fair value of the assets to be distributed with fair value re-measurement recognised directly in equity.

Upon distribution of non-cash assets, any difference between the carrying amount of the liability and the carrying amount of the assets distributed is recognised in the statement of profit and loss.

Dividends paid/payable are recognised in the year in which the related dividends are approved by the Shareholders or Board of Directors as appropriate.

#### 11. **Earnings per share**

The Company's Earnings per Share ('EPS') is determined based on the net profit attributable to the shareholders' of the Company.

Basic earnings per share is calculated by dividing the profit from continuing operations and total profit, both

attributable to equity shareholders of the company by the weighted average number of equity shares outstanding during the period.

Diluted earnings per share is computed using the weighted average number of common and dilutive shares outstanding during the year including share based payments, except where the result would be anti-dilutive.

## 12. Revenue recognition

### A) REVENUE

Revenue from contracts with customers is recognised when control of the goods or services are transferred to the customer at an amount that reflects the consideration to which the Company expects to be entitled in exchange for those goods or services. The Company has generally concluded that it is the principal in its revenue arrangements, because it typically controls the goods or services before transferring them to the customer.

#### Sale of goods

Revenue from sale of goods is recognised at the point in time when control of the asset is transferred to the customer, generally on delivery of the goods. The normal credit term is 30 to 90 days upon delivery.

#### Revenue from construction contracts

Performance obligation in case of long - term construction contracts is satisfied over a period of time, since the Company creates an asset that the customer controls as the asset is created and the Company has an enforceable right to payment for performance completed to date if it meets the agreed specifications.

Revenue from long term construction contracts, where the outcome can be estimated reliably and 5% of the project cost is incurred, is recognized under the percentage of completion method by reference to the stage of completion of the contract activity.

The stage of completion is measured by input method i.e. the proportion that costs incurred to date bear to the estimated total costs of a contract. The percentage-of-completion method (an input method) is the most faithful depiction of the company's performance because it directly measures the value of the services transferred to the customer.

The total costs of contracts are estimated based on technical and other estimates. In the event that a loss is anticipated on a particular contract, provision is made

for the estimated loss. Contract revenue earned in excess of billing is reflected under as "contract asset" and billing in excess of contract revenue is reflected under "contract liabilities".

Retention money receivable from project customers does not contain any significant financing element, these are retained for satisfactory performance of contract.

In case of long - term construction contracts payment is generally due upon completion of milestone as per terms of contract. In certain contracts, short-term advances are received before the performance obligation is satisfied.

The major component of contract estimate is "budgeted cost to complete the contract" and on assumption that contract price will not reduce vis-à-vis agreement values. While estimating the various assumptions are considered by management such as:

- Work will be executed in the manner expected so that the project is completed timely;
- Consumption norms will remain same;
- Cost escalation comprising of increase in cost to complete the project are considered as a part of budgeted cost to complete the project etc.

Due to technical complexities involved in the budgeting process, contract estimates are highly sensitive to changes in these assumptions. All assumptions are reviewed at each reporting date.

#### Service Contracts

For service contracts (including maintenance contracts) in which the company has the right to consideration from the customer in an amount that corresponds directly with the value to the customer of the company's performance completed to date, revenue is recognized when services are performed and contractually billable.

#### Revenue recognition under Service Concession Arrangements

In case of entities involved in construction and maintenance of roads, revenue are recognised in line with the Appendix C to Ind AS 115 – Service Concession Arrangements. The revenue is recognized in the period of collection which generally coincide as and when the traffic passes through toll plazas.

#### Dividend and Interest Income

Dividend income is recognised when the right to receive payment is established. Interest income is recognised using the effective interest method.

**Income from profit from partnership firms and AOPs**

Income from share of profit/loss in partnership firm/ Limited Liability Partnership is recognised only when the profit is ascertained and there is certainty as to amount of income.

**Warranty Obligation**

The Company provides for contractual obligations to periodically service, repair or rectify any defective work during the defect liability period as well as towards contractual obligations to restore the infrastructure at periodic intervals. Provisions are measured based on management's estimate required to settle the obligation at the balance sheet date and are discounted using a rate that reflects the time value of money. When discounting is used, the increase in the provision due to the passage of time is recognized as finance cost. The same is reviewed at each balance sheet date and adjustments if any to the carrying amount is provided for accordingly.

In case of service concession arrangement classified as financial assets, expenses recognized in the period in which such costs are actually incurred.

**Variable Consideration**

The nature of the Company's contracts gives rise to several types of variable consideration, including claims, unpriced change orders, award and incentive fees, change in law, liquidated damages and penalties. The company recognizes revenue for variable consideration when it is probable that a significant reversal in the amount of cumulative revenue recognized will not occur. The company estimates the amount of revenue to be recognized on variable consideration using the expected value (i.e., the sum of a probability-weighted amount) or the most likely amount method, whichever is expected to better predict the amount.

The Company's claim for extra work, incentives and escalation in rates relating to execution of contracts are recognized as revenue in the year in which said claims are finally accepted by the clients. Claims under arbitration/ disputes are accounted as income based on final award. Expenses on arbitration are accounted as incurred.

Before including any amount of variable consideration in the transaction price, the Company considers whether the amount of variable consideration is constrained. The Company determined that the estimates of variable consideration are not constrained based on its historical experience, business forecast and the current economic conditions. In addition, the uncertainty on the variable consideration will be resolved within a short time frame.

**B) CONTRACT BALANCES****Contract Assets**

A contract asset is the right to consideration in exchange for goods or services transferred to the customer. If the Company performs by transferring goods or services to a customer before the customer pays consideration or before payment is due, a contract asset is recognised for the earned consideration that is conditional.

Contract assets represent revenue recognized in excess of amounts billed and include unbilled receivables. Unbilled receivables, which represent an unconditional right to payment subject only to the passage of time, are reclassified to accounts receivable when they are billed under the terms of the contract.

**Trade Receivables**

A receivable represents the Company's right to an amount of consideration that is unconditional (i.e., only the passage of time is required before payment of the consideration is due). Refer to accounting policies of financial assets in point 9 of Accounting Policies – Financial Instruments.

**Contract Liabilities**

A contract liability is the obligation to transfer goods or services to a customer for which the Company has received consideration (or an amount of consideration is due) from the customer. If a customer pays consideration before the Company transfers goods or services to the customer, a contract liability is recognised when the payment is made, or the payment is due (whichever is earlier). Contract liabilities are recognised as revenue when the Company performs under the contract.

Contract liabilities include unearned revenue which represent amounts billed to clients in excess of revenue recognized to date and advances received from customers. For contracts where progress billing exceeds, the aggregate of contract costs incurred to date plus recognised profits (or minus recognised losses, as the case may be), the surplus is shown as contract liability and termed as unearned revenue. Amounts received before the related work is performed are disclosed in the balance sheet as contract liability and termed as advances received from customers.

**13. Inventories**

Inventory of Raw Materials, Stores and spares and land are valued at cost or net realizable value whichever is

lower. Cost includes all non-refundable taxes and expenses incurred to bring the inventory to present location. Cost is determined using weighted average method of valuation.

Net realisable value is the estimated selling price in the ordinary course of business, less estimated costs of completion and the estimated costs necessary to make the sale.

#### 14. **Borrowing costs**

Borrowing costs that are directly attributable to the acquisition, construction or production of a qualifying asset are capitalised during the period of time that is required to complete and prepare the asset for its intended use or sale. Qualifying assets are assets that necessarily take a substantial period of time to get ready for their intended use or sale.

##### a. Borrowing cost under Service Concession Arrangements

Borrowing costs attributable to the construction of qualifying assets under service concession arrangement classified as intangible asset, are capitalised to the date of its intended use.

Borrowing costs attributable to concession arrangement classified as financial assets are charged to Statement of Profit and Loss in the period in which such costs are incurred.

- b. Other borrowing costs are charged to Statement of Profit and Loss in the period in which they are incurred.

#### 15. **Provisions & Contingencies**

Provisions are recognised when the Company has a present legal or constructive obligation as a result of past events for which it is probable that an outflow of resources will be required to settle the obligation and the amount can be reliably estimated as at the balance sheet date. Provisions are measured based on management's estimate required to settle the obligation at the balance sheet date and are discounted using a rate that reflects the time value of money. When discounting is used, the increase in the provision due to the passage of time is recognised as a finance cost.

##### **Other Litigation claims**

Provision for litigation related obligation represents liabilities that are expected to materialise in respect of matters in appeal.

##### **Onerous contracts**

A provision for onerous contracts is measured at the

present value of the lower expected costs of terminating the contract and the expected cost of continuing with the contract. Before a provision is established, the Company recognises impairment on the assets with the contract.

##### **Contingencies**

A disclosure for a contingent liability is made when there is a possible obligation or a present obligation that may, but will probably not, require an outflow of resources. Information on contingent liabilities is disclosed in the notes to financial statements unless the possibility of an outflow of resources embodying economic benefit is remote.

A contingent asset is not recognised but disclosed in the financial statements where an inflow of economic benefit is probable.

#### 16. **Provision for Defect liability period/Resurfacing obligations**

The Company provides for contractual obligations to periodically service, repair or rectify any defective work during the defect liability period as well as towards contractual obligations to restore the infrastructure at periodic intervals. Provisions are measured based on management's estimate required to settle the obligation at the balance sheet date and are discounted using a rate that reflects the time value of money. When discounting is used, the increase in the provision due to the passage of time is recognised as a finance cost. The same is reviewed at each balance sheet date and adjustments if any to the carrying amount is provided for accordingly.

In case of service concession arrangements classified as financial assets, expenses recognised in the period in which such costs are actually incurred.

#### 17. **Leases**

##### Company as a lessee

The Company applies a single recognition and measurement approach for all leases, except for short-term leases and leases of low-value assets. The Company recognises lease liabilities to make lease payments and right-of-use assets representing the right to use the underlying assets.

##### i. **Right-of-use assets**

The Company recognises right-of-use assets at the commencement date of the lease. Right-of-use assets are measured at cost, less any accumulated depreciation and impairment losses, and adjusted for any remeasurement of lease liabilities. The cost of right-of-use assets includes the amount of lease



liabilities recognised, initial direct costs incurred, lease payments made at or before the commencement date less any lease incentives received. Right-of-use assets are depreciated on a straight-line basis from the commencement date to the end of lease term.

If ownership of the leased asset transfers to the Company at the end of the lease term or the cost reflects the exercise of a purchase option, depreciation is calculated using the estimated useful life of the asset.

The right-of-use assets are also subject to impairment. Refer to the accounting policies of Impairment of non-financial assets.

## ii. Lease liabilities

At the commencement date of the lease, the Company recognises lease liabilities measured at the present value of lease payments to be made over the lease term. The lease payments include fixed payments less any lease incentives receivable, variable lease payments that depend on an index or a rate, and amounts expected to be paid under residual value guarantees. The lease payments also include the exercise price of a purchase option reasonably certain to be exercised by the Company and payments of penalties for terminating the lease, if the lease term reflects the Company exercising the option to terminate. Variable lease payments that do not depend on an index or a rate are recognised as expenses in the period in which the event or condition that triggers the payment occurs.

In calculating the present value of lease payments, the Company uses its incremental borrowing rate at the lease commencement date because the interest rate implicit in the lease is not readily determinable.

After the commencement date, the amount of lease liabilities is increased to reflect the accretion of interest and reduced for the lease payments made. In addition, the carrying amount of lease liabilities is remeasured if there is a modification, a change in the lease term, a change in the lease payments or a change in the assessment of an option to purchase the underlying asset.

## iii. Short term leases and leases of low value of assets

The Company applies the short-term lease recognition exemption to its short-term leases of machinery and equipment. It also applies the lease of low-value assets recognition exemption to leases that are considered to be low value. Lease payments on short-term leases

and leases of low-value assets are recognised as expense on a straight-line basis over the lease term.

### Company as a lessor

Leases in which the Company does not transfer substantially all the risks and rewards incidental to ownership of an asset are classified as operating leases. Rental income arising is accounted for on a straight-line basis over the lease terms. Initial direct costs incurred in negotiating and arranging an operating lease are added to the carrying amount of the leased asset and recognised over the lease term on the same basis as rental income. Contingent rents are recognised as revenue in the period in which they are earned.

## 18. Taxes

Income tax expense for the period is the tax payable on the current period's taxable income based on the applicable income tax rate and changes in deferred tax assets and liabilities attributable to temporary differences. The current income tax charge is calculated in accordance with the provisions of the Income Tax Act 1961.

Deferred income tax is determined using tax rates (and laws) that have been enacted or substantially enacted at the end of the reporting period and are expected to apply when the related deferred income tax asset is realised or the deferred income tax liability is settled.

Deferred tax liabilities are recognised for all taxable temporary differences and deferred tax assets are recognised for all deductible temporary differences and brought forward losses only if it is probable that future taxable profit will be available to realise the temporary differences.

Current tax assets and tax liabilities are offset where the entity has a legally enforceable right to offset and intends either to settle on a net basis, or to realise the asset and settle the liability simultaneously.

Current and deferred tax is recognised in profit or loss, except to the extent that it relates to items recognised in other comprehensive income or directly in equity. In this case, the tax is also recognised in other comprehensive income or directly in equity, respectively.

Minimum alternate tax (MAT) paid in a year is charged to the statement of profit and loss as current tax for the year. The deferred tax asset is recognised for MAT credit available only to the extent that it is probable that the Company will pay normal income tax during the specified period, i.e., the period for which MAT credit is allowed

to be carried forward. In the year in which the Company recognizes MAT credit as an asset, it is created by way of credit to the statement of profit and loss and shown as part of deferred tax asset. The Company reviews the “MAT credit entitlement” asset at each reporting date and writes down the asset to the extent that it is no longer probable that it will pay normal tax during the specified period.

## 19. Employee benefits

### a. Short-term obligations

All employee benefits falling due wholly within twelve months of rendering the service are classified as short term employee benefits. These are expensed as the related service is provided. A liability is recognised for the amount expected to be paid if the Company has a present legal or constructive obligation to pay this amount as a result of past service provided by the employee and the obligation can be estimated reliably.

### b. Post-employment obligations i.e.

- Defined benefit plans and
- Defined contribution plans.

#### Defined benefit plans:

The employees’ gratuity fund scheme, managed by Life Insurance Corporation (LIC) is a defined benefit plan. The present value of obligation is determined based on actuarial valuation carried out as at the end of each financial year using the Projected Unit Credit Method.

The obligation is measured at the present value of the estimated future cash flows. The discount rate used for determining the present value of the obligation under defined benefit plans, is based on the market yield on government securities, of a maturity period equivalent to the weighted average maturity profile of the related obligations at the Balance Sheet date.

Re-measurement, comprising actuarial gains and losses, the effect of the changes to the asset ceiling (if applicable) and the return on plan assets (excluding net interest), is reflected immediately in the balance sheet with a charge or credit recognised in other comprehensive income in the period in which they occur. Re-measurement recognised in other comprehensive income is reflected immediately in retained earnings and is not reclassified to profit or loss. Past service cost is recognised in the statement of profit or loss in the period of a plan amendment. Net interest is calculated by applying the discount rate at the beginning of the period to the net defined benefit liability or asset.

#### Defined contribution plans:

The Company’s contribution to provident fund, employee state insurance scheme, superannuation fund and National Pension Scheme (NPS) are considered as defined contribution plans and are charged as an expense as they fall due based on the amount of contribution required to be made and when services are rendered by the employee.

## 20. Interest in Joint Arrangements

As per Ind AS 111 - Joint Arrangements, investment in Joint Arrangement is classified as either Joint Operation or Joint Venture. The classification depends on the contractual rights and obligations of each investor rather than legal structure of the Joint Arrangement.

#### In case of Joint Operation

The Company recognises its direct right to assets, liabilities, revenue and expenses of Joint Operations and its share of any jointly held or incurred assets, liabilities, revenues and expenses. These have been incorporated in the financial statements under the appropriate headings and are included in the segments to which they relate.

## 21. Cash and cash equivalents

Cash and cash equivalent in the balance sheet comprise cash at banks and on hand and short-term deposits with an original maturity of three months or less, which are subject to an insignificant risk of changes in value.

For the purpose of the statement of cash flows, cash and cash equivalents consist of cash and short-term deposits, as defined above, net of outstanding bank overdrafts as they are considered an integral part of the Company’s cash management.

## 22. Segment Reporting

Operating segments are reported in a manner consistent with the internal reporting provided to the Chief Operating Decision Maker, who regularly monitors and reviews the operating result for following operating segments of the Company:

- i. “Construction & Contract Related Activity”, includes Engineering, Procurement and Construction activity of infra projects;
- ii. “Built, Operate and Transfer (BOT)” includes Annuity to develop infra developer under BOT & Annuity
  - i. “Sale of Goods” consist mainly Sale of construction material which includes RMC and Real estate

## 23. Significant accounting judgments, estimates & assumptions

The preparation of the Company's financial statements requires management to make estimates and assumptions that affect the reported values of revenues, expenses, assets and liabilities, and the accompanying disclosures, and the disclosure of contingent liabilities. Uncertainty about these assumptions and estimates could result in outcomes that require a material adjustment to the carrying amount of assets or liabilities affected in future periods.

### Estimates and assumptions.

The key assumptions concerning future and other key sources of estimating uncertainty at the reporting date, that have a significant risk of causing a material adjustment to the carrying amounts of assets and liabilities within the next financial year, are described below. The Company based its assumptions and estimates on parameters available when the financial statements were prepared. Existing circumstances and assumptions about future developments, however, may change due to market changes or circumstances arising that are beyond the control of the Company. Such changes are reflected in the assumptions when they occur.

### Significant Estimates in Application of Ind AS 115

The Company applied the following estimates that significantly affect the determination of the amount and timing of revenue from contracts with customers:

#### Project revenue and costs

The percentage-of-completion method places considerable importance on accurate estimates of the extent of progress towards completion and may involve estimates on the scope of deliveries and services required for fulfilling the contractually defined obligations. These significant estimates include total contract costs, total contract revenue, contract risks, including technical, political and regulatory risks, and other judgement. The Company re-assesses these estimates on periodic basis and makes appropriate revisions accordingly.

#### Determining method to estimate variable consideration and assessing the constraint

Before including any amount of variable consideration in the transaction price, the Company considers whether the amount of variable consideration is constrained. The Company determined that the estimates of variable consideration are not constrained based on its historical experience, business forecast and the current economic conditions. In addition, the uncertainty on the variable consideration will be resolved within a short time frame.

## Other Significant Accounting judgements, estimates and assumptions

### Taxes

Uncertainties exist with respect to the interpretation of complex tax regulations, changes in tax laws, and the amount and timing of future taxable income. Given the wide range of business relationships and the long-term nature and complexity of existing contractual agreements, differences arising between the actual results and the assumptions made, or future changes to such assumptions, could necessitate future adjustments to tax income and expense already recorded. The Company establishes provisions, based on reasonable estimates. The amount of such provisions is based on various factors, such as experience of previous tax audits and differing interpretations of tax regulations by the taxable entity and the responsible tax authority. Such differences of interpretation may arise on a wide variety of issues depending on the conditions prevailing in the respective domicile of the companies.

Significant management judgment is required to determine the amount of deferred tax assets (including MAT credit) that can be recognised, based upon the likely timing and the level of future taxable profits together with future tax planning strategies.

### Employee benefit plans

The cost of defined benefit gratuity plan and other post-employment benefits are determined using actuarial valuations.

An actuarial valuation involves making various assumptions that may differ from actual developments in the future. These include the determination of the discount rate, future salary increases and mortality rates. Due to the complexities involved in the valuation and its long-term nature, a defined benefit obligation is highly sensitive to changes in these assumptions. All assumptions are reviewed at each reporting date.

The parameter most subject to change is the discount rate. In determining the appropriate discount rate for plans operated in India, the management considers the interest rates of government bonds in currencies consistent with the currencies of the post-employment benefit obligation.

The mortality rate is based on publicly available mortality tables for India. Those mortality tables tend to change only at interval in response to demographic changes. Future salary increases and gratuity increases are based on expected future inflation rates for the respective countries.

Further details about gratuity obligations are given in Note 47.

### **Fair value measurement of financial instruments**

When the fair values of financial assets and financial liabilities recorded in the balance sheet cannot be measured based on quoted prices in active markets, their fair value is measured using valuation techniques including the Discounted Cash Flows (DCF) model. The inputs to these models are taken from observable markets where possible, but where this is not feasible, a degree of judgement is required in establishing fair values. Judgements include considerations of inputs such as liquidity risk, credit risk and volatility. Changes in assumptions about these factors could affect the reported fair value of financial instruments.

### **Impairment of financial assets**

The impairment provision for financial assets are based on assumptions about risk of default and expected loss rates. The Company uses judgement in making these assumptions and selecting the inputs to the impairment calculation, based on the Company's past history, existing market conditions as well as forward looking estimates at the end of each reporting period.

### **Impairment of subsidiaries and associates**

Impairment exists when the carrying value of an asset or cash generating unit exceeds its recoverable amount, which is the higher of its fair value less costs of disposal and its value in use. The fair value less costs of disposal calculation is based on available data for similar assets or observable market prices less incremental costs for disposing of the asset. The value in use calculation is based on a DCF model. The cash flows are derived from the budget generally covering a period of the concession agreements using long terms growth rates and do not include restructuring activities that the Company is not yet committed to or significant future investments that will enhance the asset's performance being tested. The recoverable amount is sensitive to the discount rate used for the DCF model as well as the expected future cash-inflows and the growth rate used for extrapolation purposes.

### **Allowance for uncollectible trade receivables**

Trade receivables do not carry interest and are stated at their nominal values as reduced by appropriate allowances for estimated irrecoverable amounts. Estimated irrecoverable amounts are based on the aging of the receivable balances and historical experiences. Individual trade receivables are written off when management deems them not be collectible.

### **24. Transition to Ind AS 116 Leases**

The Ministry of Corporate Affairs ("MCA") through the Companies (Indian Accounting Standards) Amendment Rules, 2019 has notified Ind AS 116 Leases ('Ind AS 116') which replaces the existing lease standard, Ind AS 17 Leases. Ind AS 116 sets out the principles for recognition, measurement, presentation and disclosure of leases for both lessees and lessors.

Effective April 1, 2019, the Company has adopted Ind AS 116 "Leases" and applied the standard to all lease contracts existing on the date of initial application i.e. April 1, 2019. The Company has used the modified retrospective approach for transitioning to Ind AS 116 with right-of-use asset recognized at an amount equal to the lease liability. Accordingly, comparatives for the year ended March 31, 2019 have not been retrospectively adjusted.

The above approach has resulted in a recognition of a right-of-use asset of Rs.1,979.94 Lakhs and a lease liability of Rs.1,887.48 Lakhs on the date of initial application, including right-of-use asset amounting to Rs.92.46 Lakhs which were recognized as finance lease asset under erstwhile lease standard. The Impact on the profit for the year ended is not material.

Further details about Leases are given in Note 46.



## Notes to Standalone Financial Statements for the year ended March 31, 2020

### Note 2

#### Property, Plant and Equipment

(₹ In Lakhs)

Particulars	Freehold Land	Leasehold Land	Building	Plant and Machinery	Vehicles	Office Equipments	Data Processing Equipments	Furnitures and Fixtures	Total
<b>Cost or valuation</b>									
At April 01, 2018	725.10	97.53	4,040.49	26,663.09	2,295.51	246.93	660.93	222.58	34,952.16
Additions	-	-	331.73	21,383.02	1,348.83	126.12	264.18	27.35	23,481.23
Disposals	-	-	-	(421.46)	(15.10)	(13.54)	(17.90)	(4.45)	(472.45)
<b>At March 31, 2019</b>	<b>725.10</b>	<b>97.53</b>	<b>4,372.22</b>	<b>47,624.65</b>	<b>3,629.24</b>	<b>359.51</b>	<b>907.21</b>	<b>245.48</b>	<b>57,960.94</b>
Additions	-	-	1,053.52	4,212.27	352.94	136.35	82.57	3.96	5,841.62
Disposals / Regroup	(10.94)	(97.53)	(2.11)	(199.94)	(72.57)	(2.52)	(2.73)	-	(388.34)
<b>At March 31, 2020</b>	<b>714.16</b>	<b>-</b>	<b>5,423.63</b>	<b>51,636.98</b>	<b>3,909.61</b>	<b>493.34</b>	<b>987.05</b>	<b>249.44</b>	<b>63,414.22</b>
<b>Depreciation and Impairment</b>									
At April 01, 2018	-	3.87	661.20	11,856.40	1,096.74	160.13	400.29	134.30	14,312.93
Depreciation Charge for the year	-	1.19	346.44	6,180.18	547.73	73.44	201.19	26.52	7,376.69
Disposals	-	-	-	(276.84)	(17.53)	(6.32)	(6.72)	(2.89)	(310.30)
<b>At March 31, 2019</b>	<b>-</b>	<b>5.06</b>	<b>1,007.64</b>	<b>17,759.74</b>	<b>1,626.94</b>	<b>227.25</b>	<b>594.76</b>	<b>157.93</b>	<b>21,379.32</b>
Depreciation Charge for the year (Refer Note C)	-	-	395.84	8,420.60	689.03	97.83	213.78	22.85	9,839.93
Disposals	-	(5.06)	(0.35)	(110.80)	(56.73)	(2.22)	(2.38)	-	(177.56)
<b>At March 31, 2020</b>	<b>-</b>	<b>-</b>	<b>1,403.13</b>	<b>26,069.54</b>	<b>2,259.24</b>	<b>322.86</b>	<b>806.16</b>	<b>180.78</b>	<b>31,041.70</b>
<b>Net Book Value</b>									
At March 31, 2020	714.16	-	4,020.50	25,567.44	1,650.37	170.48	180.89	68.66	<b>32,372.51</b>
At March 31, 2019	725.10	92.47	3,364.58	29,864.91	2,002.30	132.26	312.45	87.55	<b>36,581.62</b>

#### Note :

(₹ In Lakhs)

**A. Of the above assets, following are the assets given on lease.**

Particulars	As at March 31, 2020		As at March 31, 2019	
	Gross Block	Net Block	Gross Block	Net Block
Plant & Machineries	243.20	118.85	146.55	136.26
<b>Total</b>	<b>243.20</b>	<b>118.85</b>	<b>146.55</b>	<b>136.26</b>

- B. Buildings includes Gross Block of ₹ 151.64 Lakhs (Previous year ₹ 151.64 Lakhs) as at March 31, 2020, for which title deeds are yet to be executed in the name of the Company
- C. Depreciation charged in the Statement of Profit & Loss for the year ended March 31, 2020 ₹ 9832.30 Lakhs (Previous year ₹ 7270.86 Lakhs) is after adjusting against Provision for DLP ₹ 7.64 (Previous year ₹ 105.82 Lakhs).

## Notes Forming Part of the Financial Statements

### 2A. Right of use assets (Refer Note 46)

(₹ In Lakhs)

Description	Land	Buildings	Plant and Equipment	Total
<b>Cost</b>				
Balance as on April 1, 2019 due to adoption of Ind AS 116	1,058.03	356.93	570.04	1,985.00
Additions during the year	6.72	423.27	-	429.99
Deletion during the year	(6.72)	-	-	(6.72)
<b>Balance as at March 31, 2020</b>	<b>1,058.03</b>	<b>780.20</b>	<b>570.04</b>	<b>2,408.27</b>
<b>Accumulated depreciation and impairment</b>				
Balance as on April 1, 2019 due to adoption of Ind AS 116	5.06			5.06
Deprecation for the year	408.84	201.68	466.51	1,077.03
Deduction	(2.37)			(2.37)
<b>Balance as at March 31, 2020</b>	<b>411.53</b>	<b>201.68</b>	<b>466.51</b>	<b>1,079.72</b>
<b>Net carrying amount</b>				
<b>As at March 31, 2020</b>	<b>646.50</b>	<b>578.52</b>	<b>103.53</b>	<b>1,328.55</b>

### Note 3

#### Intangible Assets

(₹ In Lakh)

Particulars	Softwares	Right to collect Toll / Tariff	Total
<b>Cost or valuation</b>			
At April 01, 2018	8.21	13,423.96	13,432.17
Additions	666.28	-	666.28
Disposals	-	-	-
<b>At March 31, 2019</b>	<b>674.49</b>	<b>13,423.96</b>	<b>14,098.45</b>
Additions	-	-	-
Disposals	-	(1,979.72)	(1,979.72)
<b>At March 31, 2020</b>	<b>674.49</b>	<b>11,444.24</b>	<b>12,118.73</b>
<b>Amortisation and Impairment</b>			
At April 01, 2018	2.98	12,330.23	12,333.21
Amortisation	318.88	37.39	356.27
Disposals	-	-	-
<b>At March 31, 2019</b>	<b>321.86</b>	<b>12,367.62</b>	<b>12,689.48</b>
Amortisation	164.19	39.24	203.43
Disposals	-	(1,979.72)	(1,979.72)
<b>At March 31, 2020</b>	<b>486.05</b>	<b>10,427.14</b>	<b>10,913.19</b>
<b>Net Book Value</b>			
At March 31, 2020	188.44	1,017.10	1,205.54
At March 31, 2019	352.63	1,056.34	1,408.97

## Notes Forming Part of the Financial Statements

### 4 Non-Current Investments (Unquoted)

	(₹ In Lakhs)	
Particulars	As at 31-Mar-20	As at 31-Mar-19
<b>(A) Investments measured at cost:</b>		
<b>(I) Investment in Equity Instruments (Unquoted):</b>		
<b>(a) In Equity Shares of Subsidiary Companies of ₹ 10/- each, fully paid-up:</b>		
1,97,50,000 (1,97,50,000) Equity Shares of Ashoka Infrastructure Limited (Refer Note i)	2,205.99	2,205.99
98,08,205 (98,08,205) Equity Shares of Viva Highways Limited	4,697.60	4,697.60
10,00,000 (10,00,000) Equity Shares of Ashoka Infraways Limited	496.00	496.00
1,00,00 (1,00,00) Equity Share of Ashoka Aerospace Private Limited	1.00	1.00
29,96,700 (29,96,700) Equity Shares of Ashoka DSC Katni Bypass Road Limited	299.67	299.67
9 (9) Equity Shares of Ashoka Highways (Bhandara) Limited	-	-
9 (9) Equity Shares of Ashoka Highways (Durg) Limited	-	-
2,82,50,000 (2,82,50,000) Equity Shares of Ashoka Bagewadi Saundatti Road Limited	2,825.00	2,825.00
2,25,00,000 (2,25,00,000) Equity Shares of Ashoka Hungund Talikot Road Limited	2,250.00	2,250.00
5,52,29,100 (3,92,13,300) Equity Shares of Ashoka GVR Mudhol Nipani Roads Limited (Refer Note 7(i))	6,896.01	4,783.75
6,60,000 (6,60,000) Equity Shares of Ashoka Concessions Limited	1,377.71	1,377.71
1,00,000 (1,00,000) Equity Shares of Viva Infrastructure Limited	1,045.20	1,045.20
10,000 (10,000) Equity Shares of Ashoka Technologies Private Limited	1.00	1.00
10,000 (10,000) Equity Shares of Ashoka Highway Research Centre Private Limited	1.00	1.00
5,17,28,586 (3,64,28,586) Equity Shares of Unison Enviro Private Limited	5,172.86	3,642.86
10,000 (10,000) Equity Shares of Ashoka Path Nirman (Nasik) Private Limited	0.44	0.44
22,88,828 (26,45,827) Equity Shares of Ashoka Pre-Con Private Limited (Refer Note vii)	331.18	393.65
10,000 (10,000) Equity Shares of Ratnagiri Natural Gas Private Limited	1.00	1.00
25,500 (Nil) Equity Shares of Ashoka Purestudy Technologies Private Limited	2.55	-
49,900 (Nil) Equity Shares of Ashoka Kandi Ramsanpalle Road Private Limited	5.00	-
49,900 (Nil) Equity Shares of Ashoka Banwara Bettadahalli Road Private Limited	5.00	-
<b>(b) In Equity Shares of Joint Venture companies of ₹ 10/- each, fully paid-up:</b>		
40,00,000 (40,00,000) Equity Shares of Abhijeet Ashoka Infrastructure Private Limited	1,559.50	1,559.50
9,45,00,000 (9,45,00,000) Equity Shares of GVR Ashoka Chennai ORR Limited (Refer Note iv)	9,482.79	9,482.79
<b>(c) In Preference Shares of Subsidiary Companies</b>		
1 (1) 1% Non-cumulative Convertible preference shares of ₹100/- each of Ashoka Belgaum Dharwad Tollway Limited	0.04	0.04
1 (1) 1% Non-cumulative Convertible preference shares of ₹100/- each of Ashoka Sambalpur Baragarh Tollway Limited	0.08	0.08
<b>(d) Other Equity Investments:</b>		
<b>(i) In Debentures of Subsidiary company of ₹ 10/- each, fully paid-up:</b>		
2,64,32,745 (2,64,32,745) "Class C" Compulsory Convertible Debentures of Ashoka Concessions Limited	87,814.87	87,814.87
<b>(ii) Loan Granted to Subsidiary companies:</b>	8,885.00	8,100.99
<b>(iii) Corporate Guarantees issued:</b>	-	-
<b>In Subsidiary Companies:</b>	-	-
Ashoka Concessions Limited (Refer Note vi)	154.51	-
<b>(II) Other Investments (Unquoted):</b>		
<b>(a) In Equity Shares of Co-Operatives / Societies, fully paid-up:</b>		
River View Co-Op. Housing Society Limited	-	-

## 4 Non-Current Investments (Unquoted)

(₹ In Lakhs)

Particulars	As at 31-Mar-20	As at 31-Mar-19
Jalgaon Janta Sahakari Bank Limited	0.02	0.02
Rupee Co Op Bank Limited	6.63	6.63
<b>(b) Others:</b>		
500 (500) Equity Shares of Vishavari Tollway Private Limited	0.05	0.05
National Savings Certificates	0.30	0.30
<b>Total of Investments measured at cost:::</b>	<b>1,35,518.00</b>	<b>1,30,987.12</b>
<b>(B) Investments measured at equity:</b>		
<b>(I) Investments In Partnership Firms:</b>		
<b>In Subsidiary:</b>		
Ashoka High-Way Ad	40.10	62.18
<b>In Joint Ventures:</b>		
Cube Ashoka Joint Venture	0.35	0.31
Ashoka Bridgeways	230.48	174.08
<b>(II) Other Investments (Unquoted):</b>		
<b>Investments in Limited Liability Partnership:</b>		
Mohan Mutha Ashoka Buildcon LLP	148.86	-
<b>Total of Investments measured at equity:::</b>	<b>419.79</b>	<b>236.57</b>
<b>(C) Investments Mandatorily Measured at Fair Value Through Profit &amp; Loss (Unquoted) :</b>		
<b>(I) In Preference Shares of Subsidiary companies, fully paid-up:</b>		
43,51,400 (43,51,400) 0% non-cumulative, non-convertible preference shares of ₹10/- each of Ashoka Infrastructure Limited	3,866.16	3,866.16
2,11,750 (2,11,750) 0% non-cumulative, non-convertible preference shares of ₹100/- each of Viva Infrastructure Limited	1,316.96	1,316.96
<b>Total of Investments measured mandatorily at Fair Value Through Profit &amp; Loss:::</b>	<b>5,183.12</b>	<b>5,183.12</b>
<b>Total:::</b>	<b>1,41,120.90</b>	<b>1,36,406.83</b>
Aggregate Amount of Unquoted Investments	<b>1,41,120.90</b>	<b>1,36,406.83</b>
Aggregate Market Value of Quoted Investments	-	-
Aggregate Amount of Impairment in Value of Investments	-	-

Note: Number of units in brackets denotes number of units for the year ended March 31, 2019

- (i) Toll collection has been discontinued at the directive of the Authority in one of the subsidiary companies i.e. Ashoka Infrastructure Limited. The subsidiary company has initiated arbitration proceeding towards such discontinuance. The subsidiary company is certain of receiving additional compensation from the Authority. Further, the subsidiary company is venturing into real estate business and hence the value of investment of the Company in the subsidiary company continues to be at its cost value.
- (ii) The Company has entered into joint arrangements for execution of various projects which are classified as joint operations or joint ventures, as under:



(a) **Joint Operations**

Name of the Joint Operation	Name of Partner	Proportion of the economic interest		Principal place of Business
		As at 31-Mar-20	As at 31-Mar-19	
ABL - BIPL JV	M/s. Bhartiya Infrastructure Private Limited	51.00%	51.00%	India
Ashoka Infrastructures	M/s. Ashoka Buildwell & Developers Private Limited	99.99%	99.99%	India
BIPL - ABL JV	M/s. Bhartiya Infrastructure Private Limited	49.00%	49.00%	India
ABL STS JV	M/s. STROYTECHSERVICE LLC	74.00%	74.00%	India

(b) **Joint Ventures**

Name of the Joint Ventures	Proportion of the economic interest		Principal place of Business
	As at 31-Mar-20	As at 31-Mar-19	
Abhijeet Ashoka Infrastructure Private Limited	50.00%	50.00%	India
GVR Ashoka Chennai ORR Limited	50.00%	50.00%	India
Mohan Mutha Ashoka Buildcon LLP	50.00%	50.00%	Maldives/India
Ashoka Bridgeways	5.00%	5.00%	India
Ashoka Valecha JV	51.00%	51.00%	India

(c) **Associate**

Name of the Associate	Proportion of the economic interest		Principal place of Business
	As at 31-Mar-20	As at 31-Mar-19	
PNG Tollway Limited	17.16%	17.16%	India

(iii) **Details of Investments in Partnership Firms**

(₹ In Lakhs)

Name of Partnership & Partners	Share in Profit / (Loss)	Capital Contribution	
		As at 31-Mar-20	As at 31-Mar-19
<b>(a) Ashoka High-Way Ad.</b>			
(i) Ashoka Buildcon Limited	99.99%	40.14	62.18
(ii) Ashoka Builders (Nasik) Private Limited	0.01%	1.91	1.90
<b>(b) Ashoka Bridgeways</b>			
(i) Ashoka Buildcon Limited	5.00%	230.48	174.08
(ii) Ashoka Builders (Nasik) Private Limited	95.00%	4,500.71	4,026.38
<b>(c) Cube Ashoka Joint Venture</b>			
(i) Cube Construction Engineering Limited	60.00%	4.16	4.16
(ii) Ashoka Buildcon Limited	40.00%	0.66	0.66

- (iv) The Company has initiated a transaction of sale of Equity shares in GVR Ashoka Chennai ORR Limited to one of its subsidiary company. The Company has received an advance of ₹ 11,701.25 Lakhs against such sale. The lead banker of GVR Ashoka Chennai ORR Limited has currently declined to give consent for transfer of such shares. Consequently, since the said transaction does not seem a 'Highly Probable' sale transaction, the aforesaid Investment in GVR Ashoka Chennai ORR Limited has not been disclosed as 'Non Current Asset Held for Sale'.

(v) Information as required under paragraph 17 (b) of Ind AS 27 for investments in Subsidiary, joint ventures and associates :			
Name of the Investees	Proportion of the economic interest		Principal place of business/ Country of Incorporation
	As at 31-Mar-20	As at 31-Mar-19	
<b>(a) Wholly Owned Subsidiary</b>			
Ashoka Infrastructure Limited	100.00%	100.00%	India
Ashoka Infraways Limited	100.00%	100.00%	India
Viva Highways Limited	100.00%	100.00%	India
Ashoka Technologies Private Limited	100.00%	100.00%	India
Ashoka Cuttack Angul Tollway Limited (Refer Note viii)	0.00%	100.00%	India
Viva Infrastructure Limited	100.00%	100.00%	India
Ashoka Highway Research Centre Private Limited	100.00%	100.00%	India
Ashoka Bagewadi Saundatti Road Limited	100.00%	100.00%	India
Ashoka Hungund Talikot Road Limited	100.00%	100.00%	India
Ashoka Path Nirman (Nasik) Private Limited	100.00%	100.00%	India
Ashoka Aerospace Private Limited	100.00%	100.00%	India
Ashoka Kandi Ramsanpalle Road Private Limited	100.00%	N.A.	India
Ashoka Banwara Bettadahalli Road Private Limited	100.00%	N.A.	India
Ratnagiri Natural Gas Private Limited	100.00%	100.00%	India
<b>(b) Subsidiary</b>			
Ashoka DSC Katni Bypass Road Limited	99.89%	99.89%	India
Ashoka Pre-Con Private Limited	51.00%	51.00%	India
Ashoka Concessions Limited	66.00%	66.00%	India
Jaora Nayagaon Toll Road Company Private Limited	35.18%	35.18%	India
Ashoka GVR Mudhol Nipani Roads Limited	100.00%	71.00%	India
Unison Enviro Private Limited	51.00%	51.00%	India
Ashoka Purestudy Technologies Private Limited	51.00%	0.00%	India
<b>(c) Stepdown Subsidiary</b>			
Ashoka Highways (Bhandara) Limited	33.66%	33.66%	India
Ashoka Highways (Durg) Limited	33.66%	33.66%	India
Ashoka Sambalpur Baragarh Tollway Limited	66.00%	66.00%	India
Ashoka Belgaum Dharwad Tollway Limited	66.00%	66.00%	India
Ashoka Dhankuni Kharagpur Tollway Limited	66.00%	66.00%	India
Ashoka Kharar Ludhiana Road Limited	66.00%	66.00%	India
Ashoka Khairatunda Barwa Adda Road Limited	66.00%	66.00%	India
Ashoka Karadi Banwara Road Private Limited	66.00%	66.00%	India
Ashoka Mallasandra Karadi Road Private Limited	66.00%	66.00%	India
Ashoka Belgaum Khanapur Road Private Limited	66.00%	66.00%	India
Ashoka Ankleshwar Manubar Expressway Private Limited	66.00%	66.00%	India
Ashoka Ranastalam Anandpuram Road Limited	66.00%	66.00%	India
Ashoka Bettadahalli Shivamogga Road Private Limited	66.00%	66.00%	India
Blue Feather Infotech Private Limited	100.00%	100.00%	India
Tech Berater Private Limited	100.00%	100.00%	India
Ashoka Endurance Road Developers Private Limited	100.00%	100.00%	India
<b>(d) Joint Venture</b>			
Abhijeet Ashoka Infrastructure Private Limited	50.00%	50.00%	India
GVR Ashoka Chennai ORR Limited	50.00%	50.00%	India
Mohan Mutha Ashoka Buildcon LLP	50.00%	50.00%	Maldives/India
Cube Ashoka Joint Venture	40.00%	40.00%	India
Ashoka Bridgeways	95.00%	95.00%	India
<b>(e) Associate</b>			
PNG Tollway Limited	17.16%	17.16%	India

- (vi) The Company has provided corporate guarantee of ₹ 15,000 lakhs to its subsidiary company. As per Ind AS 109 – Financial Instruments, the Company has recorded obligation of present value of corporate guarantee commission and unwinding of liability. The present value of commission receivable against corporate guarantee of ₹ 154.51 Lakhs is recorded as investment.
- (vii) In the current year, one of the subsidiary company, Ashoka Pre-con Private Limited has bought back 3,57,000 equity shares consequently amount reduced by ₹ 62.47 Lakhs.
- (viii) Ashoka Cuttack Angul Tollway Limited, a subsidiary company, has been wound up and name of the Company is struck off from the Register of Registrar of Companies, New Delhi, effective December 14, 2019.

**5 Trade receivables - Non Current****(₹ In Lakhs)**

Particulars	As at 31-Mar-20	As at 31-Mar-19
<b>Unsecured:</b>		
Considered good	19,359.99	27,218.59
Considered doubtful	1,723.63	1,067.55
Less: Impairment allowance (allowance for bad and doubtful debts -Refer Note 44)	(1,723.63)	(1,067.55)
<b>Total :::::</b>	<b>19,359.99</b>	<b>27,218.59</b>

**Ageing of Receivables that are Past due :****(₹ In Lakhs)**

Particulars	As at 31-Mar-20	As at 31-Mar-19
90-180 days	2,517.76	6,887.12
> 180 days	14,952.74	12,755.33
<b>Total :::::</b>	<b>17,470.50</b>	<b>19,642.44</b>

**(₹ In Lakhs)**

Particulars	As at 31-Mar-20	As at 31-Mar-19
Dues from Firm / Private Limited Companies where Directors are interested	81.74	708.70
Dues from Subsidiary and other group companies (Refer Note 48)	646.02	410.02
<b>Total :::::</b>	<b>727.76</b>	<b>1,118.72</b>

**6 Loans - Non Current****(₹ In Lakhs)**

Particulars	As at 31-Mar-20	As at 31-Mar-19
<b>(A) Security Deposits</b>		
Unsecured: Considered good	47.11	47.11
<b>(B) Loans to related parties (Refer Note 39 &amp; 48)</b>		
<b>Unsecured, Considered good:</b>		
Subsidiary	67,041.35	55,673.56
Joint Venture	11,725.47	9,973.30
<b>Total :::::</b>	<b>78,813.93</b>	<b>65,693.97</b>

**7 Other Financial Asset - Non Current****(₹ In Lakhs)**

Particulars	As at 31-Mar-20	As at 31-Mar-19
Bank Deposits with maturity for more than 12 months	1,432.89	509.60
Advance given for Shares Purchase (GVR Infra Projects Limited) *#	-	2,112.27
<b>Total ::::</b>	<b>1,432.89</b>	<b>2,621.87</b>

- (i) \*# The Company had paid advance in earlier year for purchase of additional stake in its subsidiary, Ashoka GVR Mudhol Nipani Roads Limited. During the current year 1,60,15,800 shares were transferred in the name of the Company.

**(₹ In Lakhs)**

Particulars	As at 31-Mar-20	As at 31-Mar-19
<b>Earmarked Balances are restricted in use and its relates to the deposits with banks held as:</b>		
Margin Money for Working Capital	1,253.86	337.44
Lodged with Government Authorities	175.99	172.16
Lodged with Commercial Tax Authorities	3.05	-
<b>Total ::::</b>	<b>1,432.90</b>	<b>509.60</b>

**8 Deferred Tax Assets****(₹ In Lakhs)**

Particulars	As at 31-Mar-20	As at 31-Mar-19
<b>Deferred Tax Assets on account of Deductible Temporary differences</b>		
Difference between book and tax depreciation	1,949.40	2,334.09
Provision for Impairment allowance on receivable and advances	1,890.98	2,474.41
Lease Liabilities	337.47	-
Others	569.53	371.68
<b>Total ::::</b>	<b>4,747.38</b>	<b>5,180.18</b>

**9 Other Non Current Asset****(₹ In Lakhs)**

Particulars	As at 31-Mar-20	As at 31-Mar-19
<b>(A) Capital Advance</b>	812.44	1,163.05
<b>(B) Advances Recoverable other than in Cash:</b>		
Unsecured, Considered Good	664.63	995.44
Unsecured, Considered Doubtful	11.07	11.07
Less: Impairment allowance (Refer Note 44)	(11.07)	(11.07)
<b>(C) Other Advances : ##</b>		
Unsecured, Considered Good	1,044.54	993.26
Unsecured, Considered Doubtful	885.48	885.48
Less: Impairment allowance (Refer Note 44)	(885.48)	(885.48)
<b>(D) Others :</b>		
Income Tax Assets (net)	3,451.64	3,183.03
Duties & Taxes Recoverable	4,423.37	14,644.21
<b>Total ::::</b>	<b>10,396.62</b>	<b>20,978.99</b>

## Other advance includes ₹ 1,433 Lakhs against a contract awarded by Kalyan Dombivli Municipal Corporation (KDMC) for Commercial Development on a PPP basis. The cost includes upfront fees paid to KDMC. The management have initiated arbitration proceedings with KDMC. Considering the merits of the arbitration, the management believes that provision amounting to ₹ 716.50 Lakhs is adequate.



**10 Inventories (as valued and certified by management) (₹ In Lakhs)**

Particulars	As at 31-Mar-20	As at 31-Mar-19
<b>(A) Inventories (valued at lower of cost and net realisable value)</b>		
Raw Materials	15,064.93	14,880.47
Land	273.29	184.21
<b>(B) Material -in-transit (valued at cost)</b>		
Raw Materials	-	200.88
<b>Total :::::</b>	<b>15,338.22</b>	<b>15,265.56</b>

**11 Contract Assets - Current (₹ In Lakhs)**

Particulars	As at 31-Mar-20	As at 31-Mar-19
<b>Unbilled Revenue</b>		
Considered good	36,720.03	60,959.97
Considered doubtful	91.80	152.78
	<b>36,811.83</b>	<b>61,112.75</b>
Less: Impairment allowance	(91.80)	(152.78)
<b>Total :::::</b>	<b>36,720.03</b>	<b>60,959.97</b>

- 1) Contract assets are initially recognized for revenue earned from construction projects contracts, as receipt of consideration is conditional on successful completion of project milestones/certification. Upon completion of milestone and acceptance/certification by the customer, the amounts recognised as contract assets are reclassified to trade receivables.

**12 Trade Receivables-Current (₹ In Lakhs)**

Particulars	As at 31-Mar-20	As at 31-Mar-19
<b>Unsecured:</b>		
Considered good	1,25,037.02	127,914.81
Considered doubtful	6,151.20	4,763.53
	<b>1,31,188.22</b>	<b>132,678.34</b>
Less: Impairment allowance (allowance for bad and doubtful debts -refer note no 44)	(6,151.20)	(4,763.53)
<b>Total :::::</b>	<b>1,25,037.02</b>	<b>127,914.81</b>

**Ageing of Receivables that are Past due : (₹ In Lakhs)**

Particulars	As at 31-Mar-20	As at 31-Mar-19
<b>Unsecured:</b>		
90-180 days	17,516.64	7,204.49
> 180 days	41,430.10	29,935.46
<b>Total :::::</b>	<b>58,946.74</b>	<b>37,139.95</b>

Particulars	As at 31-Mar-20	As at 31-Mar-19
Dues from Firm / Private Limited Companies where Directors are interested	14,512.82	12,136.02
Dues from subsidiaries and other group companies (Refer Note No. 48)	46,775.86	37,943.85
<b>Total :::::</b>	<b>61,288.68</b>	<b>50,079.87</b>

- 1) Trade receivables are non interest bearing and are generally on terms of 30 to 90 days in case if sale of products and in case of long term construction contracts, payment is generally due upon completion of milestone as per terms on contract. In certain contracts, advances are received before the performance obligation is satisfied
- 2) The Company applies the expected credit loss (ECL) model for measurement and recognition of impairment losses on trade receivables and contract assets. The Company follows the simplified approach for recognition of impairment allowance on trade receivables and contract assets. The application of the simplified approach does not require the Company to track changes in credit risk. Rather, it recognizes impairment allowance based on lifetime ECLs at each reporting date. ECL impairment loss allowance (or reversal) recognized during the period is recognized in the Statement of Profit and Loss. The amount is reflected under the head "Other expenses" in the Statement of Profit and Loss.

**3) Movement in impairment allowances on trade receivables (non current and current) and contract assets**

(₹ In Lakhs)

Particulars	As at 31-Mar-20	As at 31-Mar-19
Balance as the beginning of the year	5,983.86	3,793.67
Allowances / (write back) during the year	1,982.77	2,190.19
Balance as at the end of the year	7,966.63	5,983.86

**13 Cash and cash equivalents**

(₹ In Lakhs)

Particulars	As at 31-Mar-20	As at 31-Mar-19
<b>(A) Cash &amp; Cash Equivalents</b>		
(I) Cash on hand	109.80	111.96
(II) Balances with Banks		
(i) In Current account	17,192.51	217.23
(ii) Deposits with Original maturity less than 3 months	7,986.01	1,239.36
(iii) Unpaid Dividend Account	4.78	4.72
<b>Sub Total ::::</b>	<b>25,293.10</b>	<b>1,573.27</b>
<b>(B) Other Bank Balances</b>		
Deposits with Remaining maturity more than 3 months and less than 12 months	3,817.78	3,926.00
<b>Sub Total ::::</b>	<b>3,817.78</b>	<b>3,926.00</b>
<b>Total ::::</b>	<b>29,110.88</b>	<b>5,499.27</b>

(₹ In Lakhs)

Particulars	As at 31-Mar-20	As at 31-Mar-19
<b>Earmarked Balances are restricted in use and its relates to the deposits with banks held as:</b>		
Margin Money for Working Capital	4,280.54	5,106.93
Lodged with Government Authorities	20.92	55.37
Lodged with Commercial Tax Authorities	-	3.05
<b>Total ::::</b>	<b>4,301.46</b>	<b>5,165.35</b>

**Changes in liabilities arising from financing activities**

(₹ In Lakhs)

Particulars	As at 01- Apr- 2019	Cash Flows	Non Cash Transactions	As at 31-Mar-20
Non -Current Borrowings (including Current Maturities of Long-Term Debt)	41,691.49	(15,865.98)	630.61	26,456.12

(₹ In Lakhs)

Particulars	As at 01- Apr- 2018	Cash Flows	Non Cash Transactions	As at 31-Mar-19
Non -Current Borrowings (including Current Maturities of Long-Term Debt)	15,620.42	20,154.15	5,916.92	41,691.49

**14 Loans - Current****(₹ In Lakhs)**

Particulars	As at 31-Mar-20	As at 31-Mar-19
<b>(A) Loans to related parties (Refer Note No. 39 &amp; 48)</b>		
Unsecured: Considered good:		
Subsidiaries	10,963.24	14,229.63
<b>(B) Other Loans</b>		
Considered good	-	1,248.95
Considered doubtful	-	1,251.49
	-	<b>2,500.44</b>
Less: Impairment allowance (Refer Note 58 )	-	(1,251.49)
<b>Total :::::</b>	<b>10,963.24</b>	<b>15,478.58</b>

**15 Other Financial Asset - Current****(₹ In Lakhs)**

Particulars	As at 31-Mar-20	As at 31-Mar-19
<b>(A) Advances Recoverable in Cash or other Financial Assets:</b>		
Unsecured, Considered Good	4,224.80	288.77
Unsecured, Considered Doubtful	12.70	12.70
Less: Provision for Impairment allowance	(12.70)	(12.70)
<b>(B) Loans &amp; Advances to Staff</b>	41.99	47.70
<b>(C) Advances Recoverable in Cash or other Financial Assets from related parties</b>		
Subsidiaries (Refer Note No. 48)	119.90	538.17
<b>Total :::::</b>	<b>4,386.69</b>	<b>874.64</b>

**16 Other Current Asset****(₹ In Lakhs)**

Particulars	As at 31-Mar-20	As at 31-Mar-19
<b>(A) Advances other than Capital Advances :</b>		
Advances Recoverable other than in Cash	8,632.78	7,709.36
Less: Impairment allowance	(107.78)	(110.92)
<b>(B) Others</b>		
Prepaid Expenses	682.37	593.32
Duties & Taxes Recoverable	8,685.88	-
Others	14.35	29.04
<b>Total :::::</b>	<b>17,907.60</b>	<b>8,220.80</b>

**17 Equity Share Capital****(I) Authorised Capital:**

Class of Shares	Par Value (₹)	As at 31-Mar-20		As at 31-Mar-19	
		No. of Shares	Amount (₹ In Lakhs)	No. of Shares	Amount (₹ In Lakhs)
Equity Shares	5	28,20,00,000	14,100.00	28,20,00,000	14,100.00
<b>Total :::::</b>			<b>14,100.00</b>		<b>14,100.00</b>

**(II) Issued, Subscribed and Paid-up Capital (Fully Paid-up):**

Class of Shares	Par Value (₹)	As at 31-Mar-20		As at 31-Mar-19	
		No. of Shares	Amount (₹ In Lakhs)	No. of Shares	Amount (₹ In Lakhs)
Equity Shares	5	28,07,23,217	14,036.16	28,07,23,217	14,036.16
<b>Total :::::</b>			<b>14,036.16</b>		<b>14,036.16</b>

**(III) Terms/rights attached to equity shares:**

The Company has only one class of share capital, i.e. equity shares having face value of ₹ 5 per share. Each holder of equity share is entitled to one vote per share. In the event of liquidation of the Company, the holders of Equity Shares will be entitled to receive remaining assets of the Company, after distribution of all preferential amounts. The distribution will be proportion to the number of Equity Shares held by the shareholders.

**(IV) Reconciliation of Number of Shares Outstanding:**

Class of Shares	As at 31-Mar-20	As at 31-Mar-19
	Equity Shares	Equity Shares
Outstanding as at beginning of the period	28,07,23,217	18,71,48,811
Addition during the period	-	9,35,74,406
Outstanding as at end of the period	28,07,23,217	28,07,23,217

**(V) Details of shares in the Company held by each shareholder holding more than 5% shares:**

Class of Shares	As at 31-Mar-20	As at 31-Mar-19
	Equity Shares	Equity Shares
Shobha S. Parakh	3,80,45,512	3,80,45,512
Asha A. Katariya	1,99,68,826	1,99,68,826
Ashok M. Katariya	1,52,36,036	1,52,36,036
Ashok M. Katariya - HUF	1,45,54,471	1,45,54,471

**(VI) The aggregate number of equity shares issued by way of bonus shares in immediately preceding five financial years ended March 31, 2020 - 9,35,74,406 (previous period of five years ended March 31, 2019 - 9,35,74,406).**

The Board of Directors at its meeting held on May 29, 2018 proposed a bonus issue of equity shares, in the ratio of one equity share of Rs. 5 each for every two equity shares of the Company, held by the shareholders as on a record date. Subsequently, the shareholders approved the same and the Company issued the bonus shares on record date i.e. July 13, 2018.

**18 Other Equity****(₹ In Lakhs)**

Particulars	As at 31-Mar-20	As at 31-Mar-19
<b>Securities Premium</b>		
Balance as per last Balance Sheet	74,899.85	79,578.57
Addition during the year	-	-
Deduction during the year	-	4,678.72
<b>As at end of the year</b>	<b>74,899.85</b>	<b>74,899.85</b>
<b>General Reserve</b>		
Balance as per last Balance Sheet	4,019.11	7,769.11
Addition during the year	3,750.00	-
Transfer to Debenture Redemption Reserve	-	(3,750.00)
<b>As at end of the year</b>	<b>7,769.11</b>	<b>4,019.11</b>
<b>Debenture Redemption Reserve</b>		
Balance as per last Balance Sheet	3,750.00	-
Addition during the year	-	3,750.00
Transfer to General Reserve	(3,750.00)	-
<b>As at end of the year</b>	<b>-</b>	<b>3,750.00</b>
<b>Surplus / Retained Earnings</b>		
Balance as per last Balance Sheet	1,24,497.56	95,922.96
Addition during the year	38,714.24	28,616.29
Other Comprehensive Income for the year	(22.80)	(41.69)
<b>Amount available for appropriations</b>	<b>1,63,189.00</b>	<b>1,24,497.56</b>
Appropriation during the year	-	-
<b>As at end of the year</b>	<b>1,63,189.00</b>	<b>1,24,497.56</b>
<b>Gross Total ::::</b>	<b>2,45,857.96</b>	<b>2,07,166.52</b>

## Nature and purpose of Reserves

### Securities Premium :

Securities Premium is used to record the premium on issue of shares and utilised in accordance with the provisions of the Companies Act, 2013.

### General Reserve :

General Reserve is used from time to time to transfer profits from Retained Earnings for appropriation purposes. As the General Reserve is created by a transfer from one component of equity to another and is not an item of other comprehensive income, items included in General Reserve will not be reclassified subsequently to Statement of Profit and Loss.

### Debenture Redemption Reserve :

The Company had created a Debenture Redemption Reserve at the time of issue of Non Convertible Debentures out of the profits which are available for payment of dividend to be utilised for Redemption of these Debentures. During the current year, the Company has redeemed all the outstanding Non Convertible Debentures, and transferred the balance of Debenture Redemption Reserve to the General Reserve.

### Retained Earning :

Retained Earnings are the profits of the Company earned till date net of appropriation

## 19 Contract Liabilities - Non Current

(₹ In Lakhs)

Particulars	As at 31-Mar-20	As at 31-Mar-19
Advance from customers	14,747.06	19,535.88
Advance from Subsidiaries / Joint Ventures (Refer Note 48)	8,174.71	16,075.15
<b>Total ::::</b>	<b>22,921.77</b>	<b>35,611.03</b>

## 20 Borrowings - Non Current

(₹ In Lakhs)

Particulars	As at 31-Mar-20	As at 31-Mar-19
<b>(A) Secured - at amortized cost</b>		
(I) Term loans		
- from banks	9,186.54	10,137.77
- from other parties	5,929.00	8,540.67
<b>Sub Total ::::</b>	<b>15,115.54</b>	<b>18,678.44</b>
<b>(B) Unsecured - at amortized cost</b>		
(I) Non Convertible Debentures		
- from others	-	15,000.00
(II) Loans from related parties (Refer Note 48 On Related Party Disclosures)		
Subsidiary	3,382.66	-
Joint Ventures	-	2,242.03
<b>Sub Total ::::</b>	<b>3,382.66</b>	<b>17,242.03</b>
<b>Gross Total ::::</b>	<b>18,498.20</b>	<b>35,920.47</b>



## (a) Terms of Repayments:

Nature of Loan	Outstanding Amount (In ₹ Lakhs)	EMI / Repayment Amount (In ₹ Lakhs)	Mode of Repayment	Maturity Date	Nature of Security
<b>Term loans - From Banks (Including current maturities of Long Term Borrowings)</b>					
Equipment & Vehicle	3,763.78	125.64	EMI	Various dates from 1-Aug-2022 to 5-Mar-2023	Respective Equipments or Vehicles for which loan has been obtained
	8,554.50	305.35		Various dates from 1-Jul-2020 to 7-Mar-2024	
	2,303.30	305.35		Various dates from 7-Oct-2020 to 7-Jan-2022	
	246.21	21.62		Various dates from 1-Jul-2020 to 5-Jun-2022	
	70.81	2.49		Various dates from 7-Nov-2022 to 7-Dec-2022	
	28.71	0.84		Various dates from 31-May-2023 to 1-Oct-2023	
	1,425.04	59.98		Various dates from 8-Mar-2022 to 8-Jul-2022	
<b>Subtotal :</b>	<b>16,392.35</b>				
<b>Term loans - From Others (Including current maturities of Long Term Borrowings)</b>					
Equipment	6,681.18	280.07	EMI	Various dates from 15-Aug-2023 to 15-Sept-2023	Respective Equipments or Vehicles for which loan has been obtained
<b>Subtotal :</b>	<b>6,681.18</b>				
<b>Loans from : Related parties</b>					
Term Loan		3,382.66	Cost of funding of the Company + 1% (Variable)	Bullet Repayment on Demand after July 01,2022	Unsecured
<b>Subtotal :</b>	<b>3,382.66</b>				
<b>Total :</b>	<b>26,456.20</b>				
<b>Range of interest rates for :-</b>					
Term loans from bank – 7.80% to 10.25%					
Term loans from others – 3.60% (Fixed)					

## (b) Due to Subsidiaries / Joint Ventures :

(₹ In Lakhs)

Particulars	As at 31-Mar-20	As at 31-Mar-19
Abhijeet Ashoka Infrastructure Private Limited	-	2,242.03
Jaora Nayagaon Toll Road Co Private Limited	3,382.66	-
<b>Total ::::</b>	<b>3,382.66</b>	<b>2,242.03</b>

## 21 Lease Liabilities (Refer Note 46)

(₹ In Lakhs)

Particulars	As at 31-Mar-20	As at 31-Mar-19
As at April 1, 2019 due to adoption of Ind AS 116	1,887.48	-
Addition	429.99	-
Deletion	(4.35)	-
Accretion of interest	163.44	-
Payments	(1,135.69)	-
<b>As at March 31, 2020</b>	<b>1,340.87</b>	<b>-</b>
Current	626.09	-
Non current	714.78	-
<b>Total ::::</b>	<b>1,340.87</b>	<b>-</b>

## 22 Trade Payables - Non Current

(₹ In Lakhs)

Particulars	As at 31-Mar-20	As at 31-Mar-19
Retention Payable	8,040.87	7,792.59
<b>Total ::::</b>	<b>8,040.87</b>	<b>7,792.59</b>

## 23 Other financial liabilities- Non Current

(₹ In Lakhs)

Particulars	As at 31-Mar-20	As at 31-Mar-19
Derivatives	-	575.15
<b>Total ::::</b>	<b>-</b>	<b>575.15</b>

## 24 Long Term Provisions

(₹ In Lakhs)

Particulars	As at 31-Mar-20	As at 31-Mar-19
Provision for Scheduled Maintenance (Refer Note 51)	-	678.18
Provision for Defect Liability Provision / Warranties (Refer Note 51)	5,679.41	4,531.91
<b>Provision for Employee's Benefits:</b>		
Provision for compensated Absences (Refer Note 47)	393.41	241.34
Provision for Gratuity (Refer Note 47)	76.28	146.37
<b>Total ::::</b>	<b>6,149.10</b>	<b>5,597.80</b>

## 25 Contract Liabilities - Current

(₹ In Lakhs)

Particulars	As at 31-Mar-20	As at 31-Mar-19
Advance from customers	12,813.47	25,115.03
Advance from Subsidiaries / Joint Ventures (Refer Note 48)	3,304.05	5,767.26
Others : Unearned Revenue	61,077.28	29,836.26
<b>Total ::::</b>	<b>77,194.80</b>	<b>60,718.55</b>

1) Contract liability is recognized when the payment is made or payment is due (whichever is earlier), if a customer pays consideration before the Company transfers goods or services to the customer. Contract liabilities are recognized as revenue when the Company performs under the contract.

## 26 Borrowings - Current

(₹ In Lakhs)

Particulars	As at 31-Mar-20	As at 31-Mar-19
<b>(A)Secured - at amortized cost</b>		
(I) Loans repayable on demand from bank		
Cash Credits	1.01	13,106.03
Working Capital Demand Loan	4,708.13	2,999.98
Supply chain finance	7,180.00	11,439.65
<b>Sub Total :::</b>	<b>11,889.14</b>	<b>27,545.66</b>
<b>(B)Unsecured - at amortized cost</b>		
Commercials Papers	5,000.00	5,000.00
Loans from related parties (Refer Note 48)	-	4,593.82
<b>Total :::</b>	<b>16,889.14</b>	<b>37,139.48</b>

Sr. No.	Nature of Loan	Terms of Repayment	Outstanding Amount (In ₹ Lakhs)	Interest Type	Nature of Security
	<b>From Banks</b>				
1	Cash Credits / Working Capital Demand Loan	Sanctioned for a period of one year and renewal on yearly basis.	4,709.14	Variable	<b>Primary</b> Hypothecation charge on Pari passu basis on entire Current Assets of the Company except current assets under BOT Projects <b>Collateral</b> <b>First Pari passu charge on following</b> 1. Fixed Assets of the Company, excluding a. Those Plant, Machinery and equipments that are already charged to other banks / FI's. b. Discrete properties located at project sites. However negative lien on these properties will be given to the consortium banks. 2. Negative lien on Movable and Immovable fixed assets of the company 3. Charge on Ashoka House, Nashik. 4. Mortgage of Land at Village-Talegaon Budruk, Tal - Igatpuri, Dist., Nashik. 5. Residual charge on "Right to Collect Toll". 6. Undertaking From ABL for non -disposal of investments in SPV's through Ashoka Concessions Ltd.
	<b>Sub Total :::</b>		<b>4,709.14</b>		

**Note :** Ashoka WC Consortium consists of Ten banks with Axis Bank as Lead Lender and Axis Trustee Services Ltd as a Security Trustee

**Range of interest rates for :-**

3 Month MCLR + Spread and 1 Year MCLR + Spread

Sr. No.	Nature of Loan	Terms of Repayment	Outstanding Amount (In ₹ Lakhs)	Interest Type	Nature of Security
1	Commercial Paper	On June 4, 2020	5,000.00	Fixed - 7.95%	Unsecured
	<b>Sub Total :::</b>		<b>5,000.00</b>		

Sr. No.	Nature of Loan	Terms of Repayment	Outstanding Amount (In ₹ Lakhs)	Interest Type	Nature of Security
	<b>From Banks</b>				
1	Supply Chain Finance	90 days	7,180.00	3 Month MCLR + Spread	Secured
	<b>Sub Total :::</b>		<b>7,180.00</b>		

**Loans from related parties**

(b) Due to Subsidiaries / Joint Ventures :

(₹ In Lakhs)

Particulars	As at 31-Mar-20	As at 31-Mar-19
Jaora Nayagaon Toll Road Co Private Limited	-	3,097.28
Ashoka GVR Mudhol Nipani Roads Limited	-	1,496.54

**27 Trade Payables - Current**

(₹ In Lakhs)

Particulars	As at 31-Mar-20	As at 31-Mar-19
<b>(A) Trade Payables:</b>		
Total outstanding dues of micro enterprises and small enterprises	811.57	4,820.74
Total outstanding dues of creditors other than micro enterprises and small enterprises.	67,190.41	71,865.31
<b>(B) Acceptances</b>	823.60	4,190.12
<b>Total :::</b>	<b>68,825.58</b>	<b>80,876.17</b>
(Refer Note 55 for disclosures under section 22 of Micro, Small and Medium Enterprises Development Act, 2006)		

**28 Other Financial liabilities - Current**

(₹ In Lakhs)

Particulars	As at 31-Mar-20	As at 31-Mar-19
Current Maturities of Long-Term Debt from bank (Refer Note 20)	7,221.20	4,804.57
Current Maturities of Long-Term Debt from other parties (Refer Note 20)	736.72	966.44
Capital Creditors	898.33	801.24
Dividend Payable	4.56	4.72
Advances towards Sale of Investment (Refer Note 48)	11,701.25	11,701.25
Embedded Derivatives	168.29	-
Due to Employees	1,589.35	1,396.60
Other Payables	2,311.89	1,494.49
<b>Total :::</b>	<b>24,631.59</b>	<b>21,169.31</b>

**29 Other current liabilities**

(₹ In Lakhs)

Particulars	As at 31-Mar-20	As at 31-Mar-19
Duties & Taxes	541.43	1,515.57
<b>Total :::</b>	<b>541.43</b>	<b>1,515.57</b>

**30 Provisions - Current**

(₹ In Lakhs)

Particulars	As at 31-Mar-20	As at 31-Mar-19
Provision for Compensated Absences	174.64	174.06
Provision for Gratuity (Refer Note 47)	92.91	82.26
Provision for Onerous Contract (Refer Note 51)	-	40.55
Provision for Scheduled Maintenance	958.46	-
Provision for Defect Liability Period (Refer Note 51)	1,653.24	1,102.60
<b>Total ::::</b>	<b>2,879.25</b>	<b>1,399.47</b>

**31 Current Tax Liabilities**

(₹ In Lakhs)

Particulars	As at 31-Mar-20	As at 31-Mar-19
Income tax Liabilities (net of advance taxes) (Refer Note 45)	2,147.04	1,775.91
<b>Total ::::</b>	<b>2,147.04</b>	<b>1,775.91</b>

**32 Revenue From Operations**

(₹ In Lakhs)

Particulars	For the year ended 31-Mar-20	For the year ended 31-Mar-19
<b>I) Revenue from contracts with customers</b>		
<b>(A) Construction Revenue:</b>	<b>3,76,313.45</b>	<b>3,58,901.91</b>
<b>(B) Sales of Goods:</b>		
Ready Mix Concrete	10,349.81	15,749.64
Machinery, Equipments & Others	-	1,717.47
<b>Total :::::</b>	<b>10,349.81</b>	<b>17,467.11</b>
<b>(C) Toll Collection</b>	<b>3,003.93</b>	<b>3,168.16</b>
	<b>3,89,667.19</b>	<b>3,79,537.18</b>
<b>II) Other Operating Revenue</b>	<b>4,076.10</b>	<b>2,527.18</b>
Claims received	129.26	1,163.14
Scrap sales	1,188.74	357.15
Others	2,758.10	1,006.88
<b>Total :::::</b>	<b>3,93,743.29</b>	<b>3,82,064.36</b>

**A) Disaggregated revenue information**

Disaggregation of the Company's revenue from contract with customers are as follows:



(₹ In Lakhs)

Particulars	For the year ended 31-Mar-20	For the year ended 31-Mar-19
<b>Segment - A (Construction &amp; Contract)</b>		
(a) Revenue from construction contract	3,76,313.45	3,58,901.91
(b) Sale of machinery and equipment	-	1,717.47
<b>Segment - B (Sale of goods)</b>		
Sale of Ready Mix Concrete	10,349.81	15,749.64
<b>Segment - C (BOT)</b>		
Revenue from toll operation	3,003.93	3,168.16
<b>Total revenue from contract with customers</b>	<b>3,89,667.19</b>	<b>3,79,537.18</b>

**B) Set out below is the amount of revenue recognized from:**

(₹ In Lakhs)

Particulars	For the year ended 31-Mar-20	For the year ended 31-Mar-19
(a) Amounts included in contract liabilities at the beginning of the year	2,640.40	10,520.96
(b) Performance obligation satisfied in previous years	11,963.14	(8,365.74)

**C) Reconciling the amount of revenue recognised in the Statement of Profit and Loss with the contracted price**

(₹ In Lakhs)

Particulars	For the year ended 31-Mar-20	For the year ended 31-Mar-19
Revenue as per contracted price	4,45,570.52	3,73,214.46
Adjustments		
Add: Unbilled on account of work under certification	33,272.22	44,395.51
Less: Billing in excess of contract revenue	(89,175.55)	(38,072.79)
<b>Revenue from contract with customers</b>	<b>3,89,667.19</b>	<b>3,79,537.18</b>

**D) Performance obligation**

The transaction price allocated to the remaining performance obligation (unsatisfied or partially unsatisfied) as at March 31, 2020 is ₹ 8,76,384.76 Lakhs (Previous year - ₹. 8,01,826.74 Lakhs), out of which, majority is expected to be recognized as revenue within a period of one year

**33 Other Income**

(₹ In Lakhs)

Particulars	For the year ended 31-Mar-20	For the year ended 31-Mar-19
<b>(A) Interest Income on financial assets carried at Cost/Amortised Cost:</b>		
Interest on Bank Deposits	410.23	368.37
Interest from Subsidiary and Joint Ventures	11,781.08	7,517.79
Interest on Others	475.04	55.12
Profit on sale of Investments	11.89	102.86
Unwinding of discount on financial assets carried at amortised cost	4.78	57.89

<b>(B) Income from Dividend:</b>		
From Joint Ventures	-	540.00
<b>(C) Other Non Operating Income:</b>		
Amortisation of Financial Guarantee	228.17	211.95
Profit / (Loss) on sale of Assets (net)	165.00	68.40
Profit from Partnership Firms and AOPs	94.55	984.53
Miscellaneous Income	1,322.33	1,662.78
<b>Total :::::</b>	<b>14,493.07</b>	<b>11,569.69</b>

**34 Cost of Materials Consumed****(₹ In Lakhs)**

<b>Particulars</b>	<b>For the year ended 31-Mar-20</b>	<b>For the year ended 31-Mar-19</b>
<b>(A) Construction Material</b>		
Consumption of Construction Materials	1,10,652.62	1,40,189.34
Changes in Inventories of Stock in Trade	(2,451.16)	(2,761.55)
	<b>1,08,201.46</b>	<b>1,37,427.79</b>
<b>(B) Sale of Goods:</b>		
Purchase of Raw Material	6,122.57	10,810.53
Changes in Inventories of Stock in Trade	133.82	(72.94)
	<b>6,256.39</b>	<b>10,737.59</b>
<b>Total :::::</b>	<b>1,14,457.85</b>	<b>1,48,165.38</b>

**35 Construction Expenses****(₹ In Lakhs)**

<b>Particulars</b>	<b>For the year ended 31-Mar-20</b>	<b>For the year ended 31-Mar-19</b>
Sub-contracting Charges	1,44,154.61	1,19,227.91
Transport and Material Handling Charges	5,760.14	5,955.91
Repair to Machineries	3,425.08	3,063.70
Equipment / Machinery Hire Charges	5,239.26	4,238.71
Oil, Lubricant & Fuel	18,696.36	14,960.04
Other Construction Expenses	67.60	101.42
Power & Water Charges	649.13	703.90
Technical Consultancy Charges	3,333.12	2,626.98
Rates & Taxes	496.37	549.36
Security / Service Charges	760.67	738.04
Contract Price Variations	-	97.39
Resurfacing Obligation Cost	88.45	191.83
Maintenance Cost for Defect liability period	2,619.56	2,377.13
<b>Total :::::</b>	<b>1,85,290.35</b>	<b>1,54,832.32</b>

**36 Employee Benefits Expenses****(₹ In Lakhs)**

Particulars	For the year ended 31-Mar-20	For the year ended 31-Mar-19
Salaries, Wages and Allowances	16,146.24	13,617.46
Contribution to Provident and Other Funds (Refer Note 47)	906.78	552.79
Contribution to Defined Benefit Plan (Refer Note 47)	454.52	193.95
Staff Welfare Expenses	693.08	538.75
<b>Total ::::</b>	<b>18,200.62</b>	<b>14,902.95</b>

**37 Finance Expenses****(₹ In Lakhs)**

Particulars	For the year ended 31-Mar-20	For the year ended 31-Mar-19
Interest on Loans	6,398.68	6,344.61
Interest on Lease Liabilities	163.44	-
Fair value loss on derivative contracts	15.47	30.48
Bank Charges	1,323.10	1,268.01
Unwinding of provision for Defect Liability Period	644.46	556.69
Unwinding of discount on financials liabilities carried at amortised cost	-	868.97
<b>Total ::::</b>	<b>8,545.15</b>	<b>9,068.76</b>

**38 Other Expenses****(₹ In Lakhs)**

Particulars	For the year ended 31-Mar-20	For the year ended 31-Mar-19
Rent	1,155.76	1,480.63
Insurance	1,046.07	780.65
Printing and Stationery	445.72	368.56
Travelling & Conveyance	689.04	769.02
Communication	216.55	222.46
Vehicle Running Charges	159.70	195.57
Vehicle Hire Charges	1,351.60	796.85
Legal & Professional Fees	1,109.65	889.67
Corporate Social Responsibility	834.29	1,390.86
Provision for obligation towards Investor in Subsidiary (Refer note 57)	1,750.00	1,590.00
Impairment allowances – allowance for doubtful Trade Receivable and Advances(net)	1,621.36	2,037.40
Impairment allowances – doubtful advances	-	149.93
Directors Sitting Fee	25.80	38.40
Auditor's Remuneration (Refer Note 54)	133.62	97.76
Tender Fee	86.02	34.10
Repairs & Maintenance	289.86	257.48
Bad debts and advances written off	4,321.80	520.42
Miscellaneous Expenses	1,993.98	1,025.95
<b>Total ::::</b>	<b>17,230.82</b>	<b>12,645.70</b>

**Note 39 : Particulars in respect of loans and advances in the nature of loans to related parties as required by the SEBI (Listing Obligations and Disclosure Requirements) Regulations, 2015:**

(₹ In Lakhs)

Sr. No.	Particulars	Type of Related Party	Balance as at		Maximum Outstanding during for the year	
			31-Mar-20	31-Mar-19	31-Mar-20	31-Mar-19
1	Viva Highways Limited	Wholly Owned Subsidiary	5,650.25	8,106.24	8,361.09	8,106.24
2	Ashoka Infrastructure Limited	Wholly Owned Subsidiary	373.94	302.73	373.94	302.73
3	Ashoka Infraways Limited	Wholly Owned Subsidiary	101.14	-	101.14	50.19
4	Ashoka Path Nirman (Nasik) Private Limited	Wholly Owned Subsidiary	3.51	2.00	3.51	2.00
5	Viva Infrastructures Limited	Wholly Owned Subsidiary	1,136.66	3,808.72	6,839.01	3,808.72
6	Ashoka Bagewadi Saundatti Road Limited	Wholly Owned Subsidiary	2,838.00	2,871.00	3,040.49	3,053.00
7	Ashoka Hungund Talikot Road Limited	Wholly Owned Subsidiary	3,894.09	1,420.00	3,894.09	1,420.00
8	Ashoka Aerospace Private Limited	Wholly Owned Subsidiary	1.71	3.54	3.54	3.54
9	Ashoka Highway Research Centre Private Limited	Wholly Owned Subsidiary	-	9.72	-	9.72
10	Ratnagiri Natural Gas Private Limited	Wholly Owned Subsidiary	-	1.33	-	1.33
11	Ashoka Concessions Limited	Subsidiary	64,060.64	52,916.57	64,060.64	52,916.57
12	Ashoka DSC Katni Bypass Road Limited	Subsidiary	-	-	-	258.01
13	Ashoka GVR Mudhol Nipani Roads Limited	Subsidiary	8.20	-	8.20	7.10
14	Unison Enviro Private Limited	Subsidiary	-	31.07	-	3,672.93
15	Ashoka Highways (Bhandara) Limited	Stepdown Subsidiary	3,746.40	4,750.32	3,747.91	4,750.32
16	Ashoka Highways (Durg) Limited	Stepdown Subsidiary	1,234.32	3,822.49	1,494.99	3,850.18
17	Ashoka Khairatunda Barwa Adda Road Limited	Stepdown Subsidiary	0.65	2.40	0.65	54.01
18	Ashoka Karadi Banwara Road Private Limited	Stepdown Subsidiary	1.04	3.50	1.04	70.25
19	Ashoka Mallasandra Karadi Road Private Limited	Stepdown Subsidiary	1.13	22.40	1.13	50.18
20	Ashoka Belgaum Khanapur Road Private Limited	Stepdown Subsidiary	1.31	21.67	1.31	52.86
21	Ashoka Ankleshwar Manubar Expressway Private Limited	Stepdown Subsidiary	16.45	52.43	16.45	99.03
22	Ashoka Dhankuni Kharagpur Tollway Limited	Stepdown Subsidiary	-	5.50	-	24.94
23	Ashoka Belgaum Dharwad Tollway Limited	Stepdown Subsidiary	-	1.75	-	8.88
24	Ashoka Sambalpur Baragarh Tollway Limited	Stepdown Subsidiary	-	4.40	-	22.50
25	Ashoka Kharar Ludhiana Road Limited	Stepdown Subsidiary	-	17.38	-	672.06
26	Ashoka Ranastalam Anandpuram Road Limited	Stepdown Subsidiary	-	12.56	-	80.49
27	Ashoka Kandi Ramsanpalle Road Private Limited	Stepdown Subsidiary	10.17	-	10.17	-
28	GVR Ashoka Chennai ORR Limited	Joint Ventures	11,725.46	10,325.92	11,725.46	10,325.92
Total			<b>94,805.06</b>	<b>88,515.64</b>		

**Note 40 : Corporate Social Responsibility**

(₹ In Lakhs)

Particulars	For the year ended 31-Mar-20	For the year ended 31-Mar-19
(a) Gross amount required to be spent by the Company during the period	617.88	445.53
(b) Amount Spent during the period		
(i) Construction / Acquisition of any assets	-	-
(ii) On the purpose other than above (b) (i) in Cash	834.29	1,390.86
(iii) In Purpose other than above (b) (ii) yet to be paid in Cash	-	-
<b>Amount unspent during the period</b>	<b>-</b>	<b>-</b>

**Note 41 : Capital management**

The primary objective of the Company's capital management is to maximise the shareholder value. For the purpose of the Company's capital management, capital includes issued equity capital, share premium and all other equity reserves attributable to the equity holders of the Company.

Debt is defined as long-term borrowings, current maturities of long-term borrowings, short-term borrowings and interest accrued thereon (excluding financial guarantee contracts).

Capital includes equity attributable to the equity holders to ensure that it maintains an efficient capital structure and healthy capital ratios in order to support its business and maximise shareholder value. The Company manages its capital structure and makes adjustments to it, in light of changes in economic conditions or its business requirements. To maintain or adjust the capital structure, the Company may adjust the dividend payment to shareholders, return capital to shareholders or issue new shares. No changes were made in the objectives, policies or processes during the year ended March 31, 2020 and March 31, 2019.

**Gearing ratio****(₹ In Lakhs)**

Particulars	As at 31-Mar-20	As at 31-Mar-19
Borrowings	43,345.26	78,830.96
Less: cash and cash equivalents (Note 13)	(25,293.10)	(1,573.27)
<b>Net debt</b>	<b>18,052.16</b>	<b>77,257.69</b>
Equity	2,59,894.12	2,21,202.68
<b>Total sponsor capital</b>	<b>2,59,894.12</b>	<b>2,21,202.68</b>
<b>Capital and net debt</b>	<b>2,77,946.28</b>	<b>2,98,460.38</b>
Gearing ratio (%)	<b>6.49%</b>	<b>25.89 %</b>

In order to achieve its overall objective, the Company's management amongst other things, aims to ensure that it meets the financial covenants attached to the borrowings. Breaches in meeting the financial covenants would permit the bank to seek action as per terms of the agreement.

**Note 42 : Financial Instruments – Fair Values And Risk Management**

The carrying values and fair values of financials instruments of the Company are as follows:

**(₹ In Lakhs)**

Particulars	Carrying amount		Fair Value	
	As at 31-Mar-20	As at 31-Mar-19	As at 31-Mar-20	As at 31-Mar-19
<b>Financial Assets</b>				
Financial assets measured at amortised cost				
Loans (Note 6 & 14)	89,777.17	81,172.55	89,777.17	81,172.55
Trade receivable (Note 5 & 12)	1,44,397.01	1,55,133.40	1,44,397.01	1,55,133.40
Cash and cash equivalents (Note 13)	25,293.10	1,573.27	25,293.10	1,573.27
Bank balances other than Cash & Cash equivalents (Note 13)	3,817.78	3,926.00	3,817.78	3,926.00
Other Financial Assets (Note 7 & 15)	5,819.57	3,496.51	5,819.57	3,496.51
Financial assets mandatory measured at Fair Value Through Profit and Loss (FVTPL)				
Investments (Note 4) @#	5,183.12	5,183.12	5,183.12	5,183.12
<b>Financial Liabilities</b>				
Financial liabilities measured at amortised cost				
Borrowings - Fixed (Note 20, 26 & 28)	25,770.16	44,064.40	25,770.16	44,064.40
Borrowings - Floating (Note 20, 26 & 28)	17,575.11	34,766.56	17,575.11	34,766.56
Lease Liabilities (Note 21)	1,340.87	-	1,340.87	-
Trade payable (Note 22 & 27)	76,866.45	88,668.76	76,866.45	88,668.76
Financial Guarantee liabilities	498.88	572.54	498.88	572.54
Obligation towards Investor in Subsidiary (Note 57)	20,740.00	18,990.00	20,740.00	18,990.00
Others financial liabilities (Note 28)	16,505.39	15,398.30	16,505.39	15,398.30
Financial liabilities measured at Fair Value Through Profit and Loss (FVTPL)				
Others financial liabilities (Note 23 & 28)	168.29	575.15	168.29	575.15

@# Other Investment in Subsidiary, Joint Ventures are accounted at cost in accordance with Ind AS 27.



**Note :**

1. The management assessed that carrying amount of all other financial instruments are reasonable approximation of the fair value.
2. Fair value of investments carried at amortised cost has been determined using approved valuation technique of net assessed value method.

**Note 43 : Fair Value Hierarchy**

The following table presents fair value hierarchy of assets and liabilities measured at fair value on a recurring basis as of March 31, 2020:

Particulars	Fair value measurement as at 31-Mar-20 using		
	Level 1	Level 2	Level 3
<b>Financial Assets</b>			
Financial assets measured at Fair Value Through Profit and Loss (FVTPL)			
Investments	-	-	5,183.12
<b>Financial Liabilities</b>			
Financial liabilities measured at Amortised Cost			
Obligation towards Investor in Subsidiary	-	-	20,740.00

The following table presents fair value hierarchy of assets and liabilities measured at fair value on a recurring basis as of March 31, 2019:

Particulars	Fair value measurement as at 31-Mar-19 using		
	Level 1	Level 2	Level 3
<b>Financial Assets</b>			
Financial assets measured at Fair Value Through Profit and Loss (FVTPL)			
Investments	-	-	5,183.12
<b>Financial Liabilities</b>			
Financial liabilities measured at Amortised Cost			
Obligation towards Investor in Subsidiary	-	-	18,990.00

**Valuation technique used to determine fair value:**

- Inputs included in Level 1 of Fair Value Hierarchy are based on prices quoted in stock exchange and/or NAV declared by the Funds.
- Inputs included in Level 2 of Fair Value Hierarchy have been valued based on inputs from banks and other recognised institutions such as FIMMDA/FEDAI.
- Inputs included in Level 3 of Fair Value Hierarchy have been valued using acceptable valuation techniques such as Net Asset Value and/or Discounted Cash Flow Method.

**Note:** All financial instruments for which fair value is recognised or disclosed are categorised within the fair value hierarchy described as above, based on the lowest level input that is significant to the fair value measurement as a whole.

**Note 44 : Financial risk management objectives and policies**

The Company's risk management policies are established to identify and analyse the risks faced by the Company, to set appropriate risk limits and controls, and to monitor risks and adherence to limits. Risk management policies and systems are reviewed regularly to reflect changes in market conditions and the Company's activities.

The Board of Directors has overall responsibility for the establishment and oversight of the Company's risk management framework.

The Company has exposure to the following risks arising from financial instruments:

- (A) Credit risk:
- (B) Liquidity risk: and
- (C) Market risk:

#### (A) Credit risk

Credit risk is the risk of financial loss to the Company if a customer or counterparty to a financial instrument fails to meet its contractual obligations, and arises principally from the Company's receivables from customers and loans and advances.

The Company's customer profile include public sector enterprises, state owned companies, group entities, individual and corporates customer. General payment terms include mobilisation advance, monthly progress payments with a credit period ranging from 45 to 90 days and certain retention money to be released at the end of the project. In some cases retentions are substituted with bank/corporate guarantees. The Company has a detailed review mechanism of overdue customer receivables at various levels within organisation to ensure proper attention and focus for realisation.

Credit risk on trade receivables and unbilled work-in-progress is limited as the customers of the Company mainly consists of the government promoted entities having a strong credit worthiness. The provision matrix takes into account available external and internal credit risk factors such as companies historical experience for customers.

**The exposure to credit risk for trade and other receivables by type of counterparty was as follows :**

Financial assets	(₹ In Lakhs)	
	As at 31-Mar-20	As at 31-Mar-19
Particulars		
Loans (Note 6 & 14)	89,777.17	81,172.55
Trade receivable (Note 5 & 12)	1,44,397.01	1,55,133.40
Contract Assets (Note 11)	36,720.03	60,959.97
Other Financial Assets (Note 7 & 15)	5,819.57	3,496.51
<b>Total financial assets carried at amortised cost</b>	<b>2,76,713.78</b>	<b>3,00,762.43</b>

#### Concentration of credit risk

The following table gives details in respect of dues from Major category of receivables and loans i.e. government promoted agencies and others.

Particulars	(₹ In Lakhs)	
	As at 31-Mar-20	As at 31-Mar-19
From Government Promoted Agencies	94,004.22	1,16,119.96
From Group entities		
Trade Receivable	76,369.60	73,059.99
Loan	89,777.17	81,172.55
Other Financial Assets	119.90	-
From RMC Debtors	3,090.89	4,456.71
From others	13,352.00	25,953.22
<b>Total</b>	<b>2,76,713.78</b>	<b>3,00,762.43</b>

The following table gives concentration of credit risk in terms of Top 10 amounts receivable from customers

(₹ In Lakhs)

Particulars	As at 31-Mar-20	As at 31-Mar-19
Trade Receivable	96,250.33	79,082.15
% of Gross Trade Receivable	66.66%	50.98%

**Reconciliation of Impairment Allowance**

Reconciliation of impairment allowance on trade and other receivables and contract asset :

Impairment allowance measured as per simplified approach

(₹ In Lakhs)		
Particulars	As at 31-Mar-20	As at 31-Mar-19
Opening Balance	5,831.07	3,793.67
Add: Provision made/(Reversed) for Expected Credit Loss on Receivable	5,319.96	3,186.19
Less: Written off	(3,276.20)	(1,148.79)
Closing Balance (Refer Note 5 & 12)	<b>7,874.83</b>	<b>5,831.07</b>

(₹ In Lakhs)		
Particulars	As at 31-Mar-20	As at 31-Mar-19
Opening Balance	1,049.34	896.56
Add: Impairment allowance for doubtful advance	-	152.78
Less: Written off	(60.98)	-
Closing Balance (Refer Note 9 & 11)	<b>988.36</b>	<b>1,049.34</b>

Impairment allowance on Doubtful debts / Doubtful advances : The provisions are made against Trade receivable/Advances based on "expected credit loss" model as per Ind AS 109.

Management believes that the unimpaired amounts which are past due are collectible in full.

The significant change in the balance of trade receivables and contract asset are disclosed in Note 5,11 and 12

**Cash and cash equivalents**

**Cash and cash equivalents (excluding cash on hand) of ₹ 25,183.31 Lakhs at March 31, 2020 (March 31, 2019: ₹ 1,461.31 Lakhs) The cash and cash equivalents (excluding cash on hand) are held with bank and financial institution counterparties with good credit rating.**

Bank Balances other than Cash & cash equivalents

Bank Balances other than Cash and cash equivalents of ₹ 3,817.78 Lakhs at March 31, 2020 (March 31, 2019: ₹ 3,926.00 Lakhs).

The Bank Balances other than cash and cash equivalents are held with bank and financial institution counterparties with good credit rating.

**Investments & Loan**

Investments & Loan are with only group company in relation to the project execution hence the credit risk is very limited.

**(B) Liquidity Risk**

Liquidity risk is the risk that the Company will encounter difficulty in meeting the obligations associated with its financial liabilities. The Company's approach to managing liquidity is to ensure, as far as possible, that it will have sufficient liquidity to meet its liabilities when they are due, under both normal and stressed conditions, without incurring unacceptable losses or risking damage to the Company's reputation.

The Company manages liquidity risk by maintaining sufficient cash and marketable securities and by having access to funding through an adequate amount of committed credit lines. Management regularly monitors the position of cash and cash equivalents vis-à-vis projections. Assessment of maturity profiles of financial assets and financial liabilities including debt financing plans and maintenance of Balance Sheet liquidity ratios are considered while reviewing the liquidity position.

The Company's maximum exposure relating to financial guarantees and financial instruments is noted in Note 20, 21, 22, 26, 27 & 28 and the liquidity table below:

				(₹ In Lakhs)
Particulars	Less than 1 year	1 to 5 years	>5 years	Total
<b>As at March 31, 2020</b>				
<b>Financial Liabilities</b>				
Borrowings	25,974.92	19,609.06	-	45,583.98
Lease Liabilities	724.76	790.15	-	1,514.91
Trade Payables	68,825.58	8,040.87	-	76,866.45
Others	16,505.39	-	-	16,505.39
Bank Guarantees (Disclosed as contingent liabilities : Refer Note 52)	17,088.08	5.00	-	17,093.08
Financial Guarantee Contracts	-	40,339.00	-	40,339.00
<b>Total</b>	<b>1,29,118.72</b>	<b>68,784.08</b>	<b>-</b>	<b>1,97,902.80</b>
<b>As at March 31, 2019</b>				
<b>Financial Liabilities</b>				
Borrowings	50,270.44	39,995.84	-	90,266.28
Trade Payables	80,876.17	7,792.59	-	88,668.76
Others	15,398.30	-	-	15,398.30
Bank Guarantees (Disclosed as contingent liabilities : Refer Note 52)	25,316.72	5.00	-	25,321.72
Financial Guarantee Contracts	-	27,860.00	-	27,860.00
<b>Total</b>	<b>1,71,861.63</b>	<b>75,653.43</b>	<b>-</b>	<b>2,47,515.07</b>

### (C) Market Risk

Market risk is the risk that the fair value of future cash flows of a financial instrument will fluctuate because of changes in market prices. Market risk comprises three types of risk:

- Currency risk
- Interest rate risk
- Other price risk such as Commodity risk and Equity price risk.

The following table summaries the carrying amount of financial assets and liabilities recorded at the end of the year by categories:

### Carrying amount of Financial Assets and Liabilities:

			(₹ In Lakhs)
Particulars	As at 31-Mar-20	As at 31-Mar-19	
<b>Financial assets</b>			
Investments	1,41,120.90	1,36,406.83	
Loans	89,777.17	81,172.55	
Trade receivable	1,44,397.01	1,55,133.40	
Cash and cash equivalents	25,293.10	1,573.27	
Bank balances other than Cash & Cash equivalents	3,817.78	3,926.00	
Other Financial Assets	5,819.57	3,496.51	
<b>Total financial assets</b>	<b>4,10,225.53</b>	<b>3,81,708.56</b>	
<b>Financial liabilities</b>			
Borrowings - Fixed	25,770.16	44,064.40	
Borrowings - Floating	17,575.11	34,766.56	
Lease Liabilities	1,340.87	-	
Trade payables	76,866.45	88,668.76	
Financial Guarantee liabilities	498.88	572.54	
Obligation towards Investor in Subsidiary	20,740.00	18,990.00	
Other financial liabilities	16,505.39	15,398.30	
<b>Total financial liabilities</b>	<b>1,59,296.85</b>	<b>2,02,460.56</b>	

## i. Currency risk

The Company has several balances in foreign currency and consequently the Company is exposed to foreign exchange risk. The exchange rate between the rupee and foreign currencies has changed substantially in recent years, which has affected the results of the Company, and may fluctuate substantially in the future. The Company evaluates exchange rate exposure arising from foreign currency transactions and follows established risk management policies.

The following table analysis foreign currency risk from financial instruments:

Particulars	As at 31-Mar-20		As at 31-Mar-19	
	Foreign Currency (In Lakhs)	(₹ In Lakhs)	Foreign Currency (In Lakhs)	(₹ In Lakhs)
<b>Financial assets</b>				
Trade receivable	\$0.00	-	\$0.00	-
Cash and cash equivalents	\$0.00	0.00	\$0.00	-
<b>Total financial assets carried at amortised cost</b>		<b>0.00</b>		<b>-</b>
<b>Financial liabilities</b>				
Other financial liabilities	€ 76.20	6,328.41	€ 76.20	6,137.41
<b>Total financial liabilities carried at amortised cost</b>		<b>6,328.41</b>		<b>6,137.41</b>
<b>Contingent liabilities</b>				
Letter of Credit	€ 7.80	647.79	€ 5.00	402.72
Letter of Credit	\$0.92	69.36	€ 0.00	-
Bank Guarantee liabilities	\$17.16	1,293.99	\$17.16	1,185.22
<b>Total financial liabilities carried at amortised cost</b>		<b>2,011.13</b>		<b>1,587.94</b>

The following significant exchange rates have been applied during the year.

Particulars	As at 31-Mar-20	As at 31-Mar-19
USD 1	75.3900	69.0530
EURO 1	83.0500	80.5434

The sensitivity analysis in the following sections relate to the position as at March 31, 2020 and March 31, 2019.

The following table details the Company's sensitivity to a 5% increase and 5% decrease against the relevant foreign currencies. Sensitivity indicates Management's assessment of the reasonable possible change in foreign exchange rates. The sensitivity analysis includes only outstanding foreign currency denominated monetary items and adjusts their translation at the year end for a 5% change in foreign currency rates.

Particulars	(₹ In Lakhs)			
	As at 31-Mar-20 Increase	As at 31-Mar-20 Decrease	As at 31-Mar-19 Increase	As at 31-Mar-19 Decrease
<b>Assets</b>				
USD	0.00	(0.00)	-	-
<b>Liabilities</b>				
EURO	(316.42)	316.42	(306.87)	306.87

**Interest Rate Risk**

As infrastructure development and construction business is capital intensive, the Company is exposed to interest rate risks. The Company's infrastructure development and construction projects are funded to a large extent by debt and any increase in interest expense may have an adverse effect on our results of operations and financial condition. The Company current debt facilities carry interest at variable rates with the provision for periodic reset of interest rates. As of March 31, 2020, majority of the Company's indebtedness was subject to variable/fixed interest rates.



The interest rate risk exposure is mainly from changes in floating interest rates. The interest rate are disclosed in the respective notes to the financial statement of the Company. The following table analysis the breakdown of the financial assets and liabilities by type of interest rate:

Particulars	As at 31-Mar-20	As at 31-Mar-19
<b>Financial assets</b>		
<b>Fixed Interest bearing</b>		
- Loans	11,725.46	8,721.81
- Deposits with Bank	13,236.67	5,674.96
<b>Variable Interest bearing</b>		
- Loans	78,051.71	69,902.70
<b>Financial Liabilities</b>		
<b>Fixed Interest bearing</b>		
- Borrowings	25,770.16	44,064.40
<b>Variable Interest bearing</b>		
- Borrowings	17,575.11	34,766.56

#### Interest rate sensitivity

The following table demonstrates the sensitivity to a reasonably possible change in interest rates on that portion of loans and borrowings affected. With all other variables held constant, the Company's profit before tax is affected through the impact on floating rate borrowings, as follows:

Particulars	(₹ In Lakhs)	
	For the year ended 31-Mar-20	For the year ended 31-Mar-19
<b>Increase in basis points</b>	50 bps	50 bps
Effect on profit before tax		
Financial Assets	390.26	349.51
Financial Liabilities	(87.88)	(173.83)
<b>Decrease in basis points</b>	50 bps	50 bps
Effect on profit before tax		
Financial Assets	(390.26)	(349.51)
Financial Liabilities	87.88	173.83

#### Commodity Price Risk

The Company is effected by the price volatility of certain commodities such as Bitumen, Cement, Steel (Iron & Steel), Crushed Stone, Transformer and Cable & Conductor etc. The risk of price fluctuations in commodities is mitigated to certain extend based on the price escalation clause included in the contracts with the customers.

Commodity	(₹ In Lakhs)	
	For the year ended 31-Mar-20	For the year ended 31-Mar-19
Crushed Stone	20,462.14	11,104.88
Bitumen	30,418.89	9,049.16
Cement	18,712.71	15,511.31
Steel & Iron	20,186.67	30,533.03
Transformer	3,943.62	11,150.92
Cables & Conductors	13,785.94	15,446.65
<b>Total</b>	<b>1,07,509.98</b>	<b>92,795.95</b>

The sensitivity analysis below have been determine based on reasonably possible changes in price of the respective commodity occurring at the end of reporting period, while holding all other assumption constant.

(₹ In Lakhs)

Particulars	Price Variation	For the year ended 31-Mar-20		For the year ended 31-Mar-19	
		Increase	Decrease	Increase	Decrease
Crushed Stone	3%	613.86	(613.86)	333.15	(333.15)
Bitumen	3%	912.57	(912.57)	271.47	(271.47)
Cement	3%	561.38	(561.38)	465.34	(465.34)
Steel & Iron	3%	605.60	(605.60)	915.99	(915.99)
Transformer	3%	118.31	(118.31)	334.53	(334.53)
Cables & Conductors	3%	413.58	(413.58)	463.40	(463.40)
Total		<b>3,225.30</b>	<b>(3,225.30)</b>	<b>2,783.88</b>	<b>(2,783.88)</b>

(₹ In Lakhs)

Particulars	Price Variation	For the year ended 31-Mar-20		For the year ended 31-Mar-19	
		Increase	Decrease	Increase	Decrease
Crushed Stone	5%	1,023.11	(1,023.11)	555.24	(555.24)
Bitumen	5%	1,520.94	(1,520.94)	452.46	(452.46)
Cement	5%	935.64	(935.64)	775.57	(775.57)
Steel & Iron	5%	1,009.33	(1,009.33)	1,526.65	(1,526.65)
Transformer	5%	197.18	(197.18)	557.55	(557.55)
Cables & Conductors	5%	689.30	(689.30)	772.33	(772.33)
Total		<b>5,375.50</b>	<b>(5,375.50)</b>	<b>4,639.80</b>	<b>(4,639.80)</b>

#### Note 45 : Tax Expense

Pursuant to Taxation Law (Amendment) Ordinance, 2019 ("Ordinance") issued by Ministry of Law and Justice (Legislation Department) on September 20, 2019 and which is effective from April 1, 2019, domestic companies have an option to pay corporate Income Tax @ 22% + Surcharge and Cess ("New Tax Rate") subject to certain conditions. The Company has made an assessment of the impact of the Ordinance and opted for the New Tax Rate from the financial year 2019-20 which has resulted into reversal of deferred tax assets recognised up to March 31, 2019 amounting to ₹ 1,381.38 Lakhs.

#### (a) Major component of Income Tax and Deferred Tax

(₹ In Lakhs)

Particulars	For the year ended 31-Mar-20	For the year ended 31-Mar-19
<b>Current tax:</b>		
Tax on profit for the year	14,251.75	14,758.39
Tax on Other Comprehensive Income	(7.85)	(22.06)
<b>Current tax on total Comprehensive Income for the year</b>	<b>14,243.89</b>	<b>14,736.33</b>
<b>Total Current tax</b>	<b>14,243.89</b>	<b>14,736.33</b>
<b>Deferred Tax:</b>		
Origination and reversal of temporary differences	432.81	(1,685.21)
<b>Total Deferred Tax</b>	<b>432.81</b>	<b>(1,685.21)</b>
<b>Net Tax expense</b>	<b>14,676.70</b>	<b>13,051.12</b>
<b>Effective Income tax rate</b>	<b>27.49%</b>	<b>31.31%</b>

**(b) Reconciliation of tax expense and the accounting profit multiplied by India's Domestic tax rate: (₹ In Lakhs)**

Particulars	For the year ended 31-Mar-20	For the year ended 31-Mar-19
<b>Accounting profit/(loss) before tax</b>	<b>53,398.80</b>	<b>41,689.47</b>
Statutory income tax rate	25.17%	34.94%
Tax at statutory income tax rate	13,439.41	14,567.97
Tax on Disallowable expenses	546.73	1,041.00
Tax on Non-taxable income	(130.86)	(3,442.16)
Tax on allowable deductions for tax purpose	(239.10)	-
Tax Reversal of earlier period	(250.11)	717.55
Impact of change in Tax Rate	1,381.38	-
Tax on Other Comprehensive Income	(7.85)	(22.06)
Others	(62.90)	188.82
<b>Total</b>	<b>14,676.70</b>	<b>13,051.12</b>

**(c) The details of income tax assets and liabilities as of March 31, 2020 and March 31, 2019 are as follows:**

Particulars	As at 31-Mar-20	As at 31-Mar-19
Income Tax Assets (Refer Note 9)	3,451.64	3,183.03
Income Tax Liability	(2,147.04)	(1,775.91)
<b>Net Current Income tax assets/(liability) at the end</b>	<b>1,304.60</b>	<b>1,407.12</b>

**(d) The gross movement in the current income tax asset/ (liability) for the years ended March 31, 2020 and March 31, 2019 is as follows :**

Particulars	For the year ended 31-Mar-20	For the year ended 31-Mar-19
Net Income tax asset / (liability) as at the beginning	1,407.12	4,385.08
Income Tax Paid	14,141.37	11,758.37
Current Income Tax Expenses	(14,251.75)	(14,758.39)
Income tax on Other Comprehensive Income	7.85	22.06
<b>Net Income tax asset / (liability) as at the end</b>	<b>1,304.60</b>	<b>1,407.12</b>

**(e) Deferred tax assets/liabilities:**

Particulars	For the year ended 31-Mar-20	For the year ended 31-Mar-19
<b>Net Deferred Tax Asset as at the beginning</b>	<b>5,180.18</b>	<b>3,494.98</b>
<b>Credits / (Charges) to Statement of Profit and Loss (including impact of tax rate change)</b>		
Difference between book and tax depreciation	(384.69)	421.01
Provision for Expected Credit Loss allowance on receivable and advances	(583.43)	866.25
Lease Liabilities	337.47	-
Others	197.85	397.95
<b>Net Deferred Tax Asset as at the end</b>	<b>4,747.37</b>	<b>5,180.18</b>

**Note 46 : Leases****Disclosures pursuant to Ind AS 116 "Leases"**

Effective April 1, 2019, the Company has adopted Ind AS 116 "Leases" and applied the standard to all lease contracts existing on the date of initial application i.e. April 1, 2019. The Company has used the modified retrospective approach for transitioning to Ind AS 116 with right-of-use asset recognized at an amount equal to the lease liability adjusted for any prepayments/accruals

recognised in the Balance Sheet as on March 31, 2019. Accordingly, comparatives for the year ended March 31, 2019 have not been retrospectively adjusted. There is no impact on retained earnings as on April 1, 2019.

The Company also applied the available practical expedients wherein it:

- Used a single discount rate to a portfolio of leases with reasonably similar characteristics
- Relied on its assessment of whether leases are onerous immediately before the date of initial application
- Applied the short-term leases exemptions to leases with lease term that ends within 12 months of the date of initial application
- Excluded the initial direct costs from the measurement of the right-of-use asset at the date of initial application
- Used hindsight in determining the lease term where the contract contained options to extend or terminate the lease
- Applied the standard only to contracts that were previously identified as leases applying Ind AS 17 at the date of initial application.

The Company has lease contracts for various items of plant, machinery, land, building, vehicles and other equipment used in its operations. Leases of land generally have lease terms between 1 to 80 years, while Building, Plant and machinery, motor vehicles and other equipment generally have lease terms between 1 and 5 years. Generally, the Company is restricted from assigning and subleasing the leased assets.

The Company has elected not to apply the requirements of Ind AS 116 to short term leases of all the assets that have a lease term of twelve months or less and leases for which the underlying asset is of low value. The lease payments associated with these leases are recognized as an expense on a straight line basis over the lease term.

The Company had total cash outflows for leases of ₹ 1,135.69 Lakhs for the year ended March 31, 2020.

Refer Note 2A for additions to right-of-use assets and the carrying amount of right-of-use assets as at March 31, 2020.

The effective interest rate for lease liabilities is 10%,

The maturity analysis of lease liabilities are disclosed in Note 44(b).

#### **Amounts recognized in the Statement of Profit and Loss**

(₹ In Lakhs)	
Particulars	For the year ended 31-Mar-20
Depreciation expenses of Right-of-use assets (Refer Note 2A)	1,077.03
Interest expenses on lease liabilities (Refer Note 21)	163.44
Expenses related to short term leases or cancellable leases (Refer Note 38)	1,155.76
Expenses related to leases of low value assets, excluding short term leases (Refer Note 38)	1,351.60
Expenses related to variable lease payments not included in measurement of lease liabilities (Refer Note 35)	5,239.26
<b>Total Amount recognised in profit and loss</b>	<b>8,987.09</b>

#### **Note 47 : Employee benefit plans**

##### **(a) Defined contribution plan**

The following amount recognized as an expense in Statement of Profit and Loss on account of provident fund and other funds. There are no other obligations other than the contribution payable to the respective authorities.

(₹ In Lakhs)		
Particulars	As at 31-Mar-20	As at 31-Mar-19
Contribution in Defined Contribution Plans & Provident Fund & ESIC, Super Annuation and NPS	906.78	552.79

Contribution to Provident Fund is charged to accounts on accrual basis. The Company operates a defined contribution scheme with recognized provident fund. For this Scheme, contributions are made by the Company, based on current salaries, to recognized Fund maintained by the Company. In case of Provident Fund scheme, contributions are also made by the employees. An amount of ₹ 865.09 Lakhs (Previous Period ₹ 511.11 Lakhs) has been charged to the Profit & Loss Account on account of this defined contribution scheme.

##### **(b) Defined benefit plan**

The following amount recognized as an expense in Statement of Profit and Loss on account of Defined Benefit plans.

(₹ In Lakhs)		
Particulars	As at 31-Mar-20	As at 31-Mar-19
Defined Benefit Plan - Gratuity & Leave Encashment	454.52	193.95

**(i) Gratuity**

The Company operates one defined plan of gratuity for its employees. Under the gratuity plan, every employee who has completed atleast five years of service gets a gratuity on departure @ 15 days of last drawn salary for each completed year of service. The Gratuity benefit is funded through a defined benefit plan. For this purpose the Company has obtained a qualifying insurance policy from Life Insurance Corporation of India.

The following tables summaries the components of net benefit expense recognised in the Statement of Profit and Loss and the funded status and amounts recognised in the Balance Sheet for the gratuity plan:

(₹ In Lakhs)

Particulars	As at 31-Mar-20	As at 31-Mar-19
<b>Amounts Recognised in Statement of Profit and Loss</b>		
<b>Service Cost</b>		
Current service cost	281.91	144.87
Interest cost on defined benefit obligation	78.73	61.37
Interest Income on plan assets	(65.55)	(58.71)
<b>Components of Defined benefits cost recognised in Statement of Profit and Loss</b>	<b>295.09</b>	<b>147.53</b>
Remeasurement (gain)/loss - due to financials assumptions	123.68	(20.22)
Remeasurement (gain)/loss - due to experience adjustment	(88.65)	42.28
Return on plan assets excluding interest income	(49.50)	1.24
<b>Components of Defined benefits cost recognised in Other Comprehensive Income</b>	<b>(14.47)</b>	<b>23.30</b>
<b>Total Defined Benefits Cost recognised in Profit &amp; Loss and Other Comprehensive Income</b>	<b>280.62</b>	<b>170.83</b>
<b>Amounts recognised in the Balance Sheet</b>		
Defined benefit obligation	1,402.61	1,032.63
Fair value of plan assets	1,233.42	804.01
<b>Funded Status</b>	<b>(169.19)</b>	<b>(228.62)</b>
<b>Changes in the present value of the defined benefit obligation are as follows:</b>		
Opening defined benefit obligation	1,032.63	832.27
Current service cost	281.91	144.87
Interest cost	78.73	61.37
Actuarial losses/(gain) on obligation	35.03	22.06
Benefits paid	(25.69)	(23.31)
Others	-	(4.63)
<b>Closing defined benefit obligation</b>	<b>1,402.61</b>	<b>1,032.63</b>
<b>Changes in the fair value of the plan assets are as follows:</b>		
Opening fair value of plan assets	804.01	772.35
Interest Income	65.55	58.71
Remeasurement gain/(loss):		
Contribution from employer	340.05	-
Return on plan assets excluding interest income	49.50	0.89
Benefits paid	(25.69)	(23.31)
Others	-	(4.63)
<b>Closing fair value of plan assets</b>	<b>1,233.42</b>	<b>804.01</b>



<b>Net assets/(liability) is bifurcated as follows :</b>		
Current	(92.92)	(82.26)
Non-current	(76.27)	(146.37)
<b>Net liability</b>	<b>(169.19)</b>	<b>(228.63)</b>
<b>Add:</b>		
Provision made over and above actuarial valuation (considered current liability)	-	-
<b>Net total liability</b>	<b>(169.19)</b>	<b>(228.63)</b>

**The principal assumptions used in determining gratuity benefit obligation for the Company's plans are shown below:**

Particulars	As at 31-Mar-20	As at 31-Mar-19
Discount rate	6.82%	7.72%
Mortality rate	Indian assured lives mortality (2012 -14) ultimate mortality table	Indian assured lives mortality (2012 -14) ultimate mortality table
Salary escalation rate (p.a.)	7.00%	7.00%
Disability Rate (as % of above mortality rate)	0.00%	0.00%
Withdrawal Rate	1% to 10%	1% to 10%
Normal Retirement Age	58 Years	58 Years
Average Future Service	20	20

The sensitivity analysis below have been determine based on reasonably possible change of the respective assumptions occurring at the end of the reporting period, while holding all other assumptions constant.

Particulars	As at 31-Mar-20		As at 31-Mar-19	
	Increase	Decrease	Increase	Decrease
Salary escalation (100 basis point movement)	1,556.64	1,268.89	1,125.19	949.39
Discount rate (100 basis point movement)	1,399.07	1,406.20	1,037.74	1,026.61
Attrition rate (100 basis point movement)	1,266.27	1,563.48	947.97	1,131.40

The estimates of future salary increases, considered in actuarial valuation, is based on inflation, seniority, promotion and other relevant factors, such as supply and demand in the employment market.

	Maturity Profile of Defined Benefit Obligations	
	As at 31-Mar-20	As at 31-Mar-19
Year 1	92.92	146.37
Year 2	54.64	68.49
Year 3	99.54	50.33
Year 4	85.71	85.55
Year 5	88.74	68.83
Year 6	117.25	68.21
Year 7	86.59	102.66
Year 8	113.02	65.15
Year 9	116.49	83.43
Year 10	119.50	95.46

The weighted average duration of the defined benefit obligation is 15.80 years (March 31, 2019 - 14.50 years)

The contribution expected to be made by the Company during the next financial year would be Rs 84.60 Lakhs

**Note 48 : Related Party Disclosures****1. Name of the Related Parties and Description of Relationship:**

<b>Nature of Relationship</b>	<b>Name of Entity</b>
<b>Wholly Owned Subsidiary</b>	1) Ashoka Infrastructure Limited
	2) Ashoka Infraways Limited
	3) Viva Highways Limited
	4) Ashoka Technologies Private Limited
	5) Ashoka Cuttack Angul Tollway Limited
	6) Viva Infrastructure Limited
	7) Ashoka Highways Research Centre Private Limited
	8) Ashoka Bagewadi Saundatti Road Limited
	9) Ashoka Hungund Talikot Road Limited
	10) Ashoka Path Nirman (Nasik) Private Limited
	11) Ashoka Aerospace Private Limited
	12) Ratnagiri Natural Gas Private Limited
	13) Ashoka Kandi Ramsanpalle Road Private Limited
	14) Ashoka Banwara Bettadahalli Road Private Limited
	15) Ashoka GVR Mudhol Nipani Roads Limited
<b>Subsidiary</b>	1) Ashoka-DSC Katni Bypass Road Limited
	2) Ashoka Pre-Con Private Limited
	3) Ashoka Concessions Limited
	4) Jaora Nayagaon Toll Road Co. Private Limited
	5) Unison Enviro Private Limited
	6) Ashoka Purestudy Technologies Private Limited
<b>Stepdown Subsidiary</b>	1) Ashoka Highways (Bhandara) Limited
	2) Ashoka Highways (Durg) Limited
	3) Ashoka Sambalpur Baragarh Tollway Limited
	4) Ashoka Belgaum Dharwad Tollway Limited
	5) Ashoka Dhankuni Kharagpur Tollway Limited
	6) Ashoka Kharar Ludhiana Road Limited
	7) Ashoka Ranastalam Anandpuram Road Limited
	8) Ashoka Khairatunda Barwa Adda Road Limited
	9) Ashoka Karadi Banwara Road Private Limited
	10) Ashoka Mallasandra Karadi Road Private Limited
	11) Ashoka Belgaum Khanapur Road Private Limited
	12) Ashoka Ankleshwar Manubar Expressway Private Limited
	13) Ashoka Endurance Road Development Private Limited
	14) Ashoka Bettadahalli Shivamogga Road Private Limited
<b>Associates</b>	1) PNG Tollway Limited
<b>Joint Ventures</b>	1) Ashoka Bridgeways
	2) Ashoka Highway Ad
	3) Abhijeet Ashoka Infrastructure Private Limited
	4) GVR Ashoka Chennai ORR Limited

	5) Cube Ashoka JV
	6) Mohan Mutha Ashoka Buildcon LLP
	7) Ashoka Valecha JV
<b>Joint Operations</b>	1) Ashoka Infrastructures
	2) ABL BIPL JV
	3) BIPL ABL JV
	4) ABL STS JV
<b>Key Managerial Personnel</b>	1) Ashok M Katariya (Chairman)
	2) Satish D Parakh (Managing Director)
	3) Sanjay P Londhe (Whole Time Director)
	4) Milap Raj Bhansali (Whole Time Director)
	5) Gyan Chand Daga (Non Executive Director)
	6) Michael Pinto (Non Executive Director) (Retired w.e.f. April 01, 2019)
	7) Sharadchandra Abhyankar (Non Executive Director)
	8) Albert Tauro (Non Executive Director)
	9) Sunanda Dandekar (Non Executive Director)
	10) Paresch C Mehta (Chief Financial Officer)
	11) Manoj A. Kulkarni ( Company Secretary)
<b>Relatives of Key Managerial Personnel</b>	1) Asha A. Katariya (Wife of Ashok M Katariya)
	2) Ashish A. Katariya (Son of Ashok M Katariya)
	3) Astha A. Katariya (Daughter In Law of Ashok M Katariya)
	4) Shewta K. Modi (Daughter of Ashoka M Katariya)
	5) Satish D Parakh (HUF) (HUF of Satish D Parakh)
	6) Shobha Satish Parakh (Wife of Satish D Parakh)
	7) Aditya S. Parakh (Son of Satish D Parakh)
	8) Snehal Manjit Khatri (Daughter of Satish D Parakh)
	9) Rohan S. Londhe (Son of Sanjay P Londhe)
<b>Promoter Group</b>	1) Ashoka Township
	2) Hotel Evening Inn Private Limited
	3) Ashoka Education Foundation
	4) Ashoka Institute of Medical Sciences & Research
	5) Ashoka Builders (Nasik) Private Limited
	6) Ashoka Biogreen Private Limited
	7) Ashoka Buildwell & Developer Private Limited
	8) Ashoka Construwel Private Limited
	9) Ashoka Industrial Park Private Limited
	10) Precrete Technologies Private Limited
	11) Ashoka Universal Academy Private Limited
	12) Ashoka Erectors Private Limited
	13) Ashoka Estate Developers Private Limited
	14) Ashoka Nirmitti Private Limited
	15) Ashoka Premises Private Limited
	16) Ashoka Promoters Private Limited
	17) Shweta Agro Farm

## 2. Transactions During the Year:

Details of Transactions	Financial Year	Wholly Owned Subsidiary	Subsidiary	Stepdown Subsidiary	Associates	Joint Ventures	Joint Operations	Key Managerial Personnel	Relatives of Key Managerial Personnel	Promoter Group
Contract Receipts	2020	5,161.24	6,657.38	1,92,956.64	-	609.81	22,738.07	-	-	415.86
	2019	15,133.90	5,092.06	1,22,330.38	-	2,131.62	7,868.86	-	-	271.86
Sales of Goods / Rendering of services	2020	-	-	-	-	-	-	-	-	-
	2019	-	-	-	-	-	-	-	-	-
Purchase of Goods/availing of services	2020	0.42	135.89	9,674.95	-	12.06	-	-	-	802.18
	2019	-	-	-	-	-	-	-	-	1,075.00
Dividend Income/Share of Profit in Partnership firm	2020	-	-	-	-	44.75	(30.33)	-	-	-
	2019	-	-	-	-	614.36	910.76	-	-	-
Interest Received	2020	1,511.61	7,135.77	551.80	-	2,581.90	-	-	-	-
	2019	1,125.27	3,723.68	485.72	-	2,183.14	-	-	-	-
Interest Paid	2020	138.53	317.09	-	-	-	-	-	-	-
	2019	-	282.82	-	-	-	-	-	-	-
Rent Received	2020	1.53	15.47	0.10	-	-	-	-	-	50.71
	2019	1.40	15.20	-	-	-	-	-	-	49.69
Rent Paid	2020	134.40	-	-	-	-	-	10.80	14.96	-
	2019	71.61	-	-	-	-	-	6.30	6.30	-
Salary Paid	2020	-	-	-	-	-	-	1,732.25	102.79	-
	2019	-	-	-	-	-	-	1,525.94	85.09	-

(₹ In Lakhs)

## 2. Transactions During the Year:

Details of Transactions	Financial Year	Wholly Owned Subsidiary	Subsidiary	Stepdown Subsidiary	Associates	Joint Ventures	Joint Operations	Key Managerial Personnel	Relatives of Key Managerial Personnel	Promoter Group
Director Sitting Fees	2020	-	-	-	-	-	-	25.80	-	-
	2019	-	-	-	-	-	-	38.40	-	-
Investments	2020	2,117.27	1,470.08	-	-	-	-	-	-	-
	2019	1.00	3,641.86	-	-	-	-	-	-	-
Loans Given	2020	5,864.30	21,038.00	41.00	-	-	-	-	-	-
	2019	6,815.30	41,409.30	268.69	-	1,109.50	-	-	-	-
Loan Taken	2020	-	-	-	-	-	-	-	-	-
	2019	-	1,500.00	-	-	-	-	-	-	-
Advance received against Contract	2020	-	-	-	-	-	-	-	-	-
	2019	-	173.21	16,215.00	-	-	-	-	-	-
Purchase of Property, Plant & Equipment	2020	-	-	-	-	-	-	-	-	-
	2019	-	-	-	-	-	-	-	-	-
Finance Expenses	2020	-	-	-	-	-	-	-	-	-
	2019	650.53	-	-	-	274.02	-	-	-	-

(₹ In Lakhs)



## 3.Outstanding Receivable against

Details of Transactions	Financial Year	Wholly Owned Subsidiary	Subsidiary	Stepdown Subsidiary	Associates	Joint Ventures	Joint Operations	Key Managerial Personnel	Relatives of Key Managerial Personnel	Promoter Group
Loans	2020	8,942.66	64,060.64	5,001.30	-	11,725.46	-	-	-	-
	2019	16,514.24	52,910.75	8,579.23	-	9,973.29	-	-	-	-
Trade Receivables	2020	2,775.98	1,710.43	42,935.34	-	8,007.95	6,095.01	-	-	491.72
	2019	3,528.93	695.99	34,128.90	-	7,354.45	5,298.33	-	-	191.99
Advances Recoverable in Cash or other Financial Assets	2020	16.46	19.74	243.55	-	-	1.36	-	-	5.00
	2019	11.05	36.88	137.62	-	352.62	-	-	-	-

## 4.Outstanding Payable against

Details of Transactions	Financial Year	Wholly Owned Subsidiary	Subsidiary	Stepdown Subsidiary	Associates	Joint Ventures	Joint Operations	Key Managerial Personnel	Relatives of Key Managerial Personnel	Promoter Group
Borrowings	2020	-	3,382.66	-	-	-	-	-	-	-
	2019	-	4,593.82	-	2,242.03	-	-	-	-	-
Advance from Customers	2020	-	593.41	10,885.35	-	-	-	-	-	-
	2019	50.00	617.40	21,175.02	-	-	-	-	-	-
Salary Payable	2020	-	-	-	-	-	-	363.00	4.43	-
	2019	-	-	-	-	-	-	356.85	10.52	-
Other Payable	2020	(0.29)	4.50	1,339.10	-	379.04	437.99	-	-	-
	2019	-	42.55	-	-	535.24	88.60	-	-	-
Advances received towards Sale of Investment	2020	-	11,701.25	-	-	-	-	-	-	-
	2019	-	11,701.25	-	-	-	-	-	-	-
Corporate Guarantees given and outstanding at the end of the year	2020	-	15,000.00	25,338.00	-	-	-	-	-	-
	2019	-	-	27,860.00	-	-	-	-	-	-

**Note 49 : Segment Reporting**

As permitted by paragraph 4 of Ind AS 108, "Operating Segments", notified under section 133 of the Companies Act, 2013, read together with the relevant rules issued thereunder, if a single financial report contains both consolidated financial statements and the Separate financial statements of the parents, segment information need to be presented only on the basis of the consolidated financial statements. Thus disclosures regarding Operating segment is not presented in Standalone Financial Statements.

**Note 50 : Earnings per share (EPS)**

Basic EPS amounts are calculated by dividing the profit for year attributable to equity holders by the weighted average number of Equity shares outstanding during the year.

Particulars	(₹ In Lakhs)	
	For the year ended 31-Mar-20	For the year ended 31-Mar-19
Profit/(Loss) attributable to equity shareholders of the Company	38,714.24	28,616.29
	Nos.	Nos.
Weighted average number of Equity shares (Basic)	28,07,23,217	28,07,23,217
Weighted average number of Equity shares (Diluted)	28,07,23,217	28,07,23,217
Nominal Value of Equity Shares (in ₹)	5	5
<b>Earnings Per Share</b>		
Basic earning per share (in ₹)	13.79	10.19
Diluted earning per share (in ₹)	13.79	10.19

**Note 51 : Disclosure pursuant to Ind AS 37 - "Provisions, Contingent Liabilities and Contingent Assets"**

Particulars	(₹ In Lakhs)			
	Provisions			
	Provision for DLP / Warranties	Provision for Schedule Maintenance	Provision for Onerous contract	Total
Balance as at April 01, 2019	5,634.51	678.18	40.55	6,353.25
Additional provisions made during the year	3,036.42	280.28	-	3,316.71
Provision used/reversed during the year	(1,338.27)	-	(40.55)	(1,378.82)
<b>Balance as at March 31, 2020</b>	<b>7,332.66</b>	<b>958.46</b>	<b>-</b>	<b>8,291.14</b>

Particulars	(₹ In Lakhs)			
	Provisions			
	Provision for Defect Liability Period	Provision for Schedule Maintenance	Provision for Onerous contract	Total
Balance as at April 01, 2018	5,170.07	426.96	40.55	5,637.58
Additional provisions made during the year	2,764.88	251.22	-	3,016.11
Provision used/reversed during the year	(2,300.44)	-	-	(2,300.44)
<b>Balance as at March 31, 2019</b>	<b>5,634.51</b>	<b>678.18</b>	<b>40.55</b>	<b>6,353.25</b>

**Nature of Provisions:**

- i. **Provision for DLP :** The Company provides for contractual obligations to periodically service, repair or rectify any defective work during the defect liability period as well as towards contractual obligations to restore the infrastructure at periodic intervals. Provision made as at March 31, 2020 represents the amount of the expected estimated cost of meeting such obligations of repair/rectification.

**ii. Provision for Schedule Maintenance :** Contractual resurfacing cost represents the estimated cost that the Company is likely to incur during concession period as per the contract obligations in respect of completed construction contracts accounted under Ind AS 115 “Revenue from Contracts with Customers”.

**iii. Provision for Onerous Contract:** The provision for onerous contract represents the value of expected losses recognised in accordance with Ind AS 37 on few onerous project.

<b>Note 52 : Contingent liabilities and Commitments (to the extent not provided for)</b>			
			(₹ In Lakhs)
Sr. No.	Particulars	As at 31-Mar-20	As at 31-Mar-19
<b>(i)</b>	<b>Contingent liabilities</b>		
a	Bank Guarantees Issued:		
	i) on behalf of Group entities for compliance with Debt Service Reserve account and major maintenance Reserve account	14,988.33	23,056.33
	ii) to third party for deposit held other than relating to performance	2,104.75	2,265.40
b	Claims against the Company not acknowledged as debts	4,111.24	4,208.34
c	Liability of Duty against Export Obligations	39.18	39.18
d	Disputed Duties:		
	i) Income Tax	7,658.19	7,658.19
	ii) Sales Tax	7,857.81	9,039.89
	iii) Customs	93.34	93.34
	iv) Service Tax	71.06	71.06
	v) Others	587.00	1,035.68
	<b>Total :</b>	<b>37,510.91</b>	<b>47,467.40</b>
<b>(ii)</b>	<b>Commitments:</b>		
	i) Capital Commitment	510.11	3,976.08
	ii) Funding Commitment towards SPV Project	54,390.84	20,656.33
	<b>Total :</b>	<b>54,900.95</b>	<b>24,632.41</b>
	<b>Total</b>	<b>92,411.85</b>	<b>72,099.81</b>

The Company does not expect any outflow of economic resources in respect of the above and therefore no provision is made in respect thereof.

There are many interpretative issues relating to the Supreme Court (SC) judgement dated February 28, 2019 on Provident Fund (PF) as regards definition of PF wages and inclusion of certain allowances for the purpose of PF contribution, as well as effective date of its applicability. Having consulted and evaluated impact on its financial statements, the Company has implemented the changes as per clarifications vide the SC judgement dated February 28, 2019, with effect from March 1, 2019 i.e. immediate after pronouncement of the judgement, as part of statutory compliance. The Company will evaluate its position and act, in case there is any other interpretation of the same issues in future.

#### **Note 53 : Financial Guarantees**

<b>(₹ In Lakhs)</b>			
Sr. No.	Particulars	As at 31-Mar-20	As at 31-Mar-19
1	Corporate Guarantees issued on behalf of group entities	40,339.00	27,860.00
	<b>Total</b>	<b>40,339.00</b>	<b>27,860.00</b>

Financial guarantee contracts issued by the Company are those contracts that require a payment to be made to reimburse the holder for a loss it incurs because the specified debtor fails to make a payment when due in accordance with the terms of a debt instrument and it is based on the maximum amount that can be called for under the financial guarantee contract.

**Note 54 : Auditors' remuneration (excluding GST)**

(₹ In Lakhs)

Sr. No.	Particulars	For the year ended 31-Mar-20	For the year ended 31-Mar-19
1	Audit Fees	102.15	82.74
2	Other Services	25.78	13.05
3	Out of Pocket Expenses	5.69	1.97
	<b>Total</b>	<b>133.62</b>	<b>97.76</b>

**Note 55 : Details of dues to Micro, Small and Medium enterprises as per MSMED Act, 2006**

Disclosers under the Micro, Small and Medium enterprises Development Act, 2006 are provided as under for the year 2019-2020, to the extent the Company has received intimation from the "Suppliers" regarding their status under the Act.

Particulars	As at 31-Mar-20	As at 31-Mar-19
(a) Principal amount remaining unpaid (but within due date as per the MSMED Act)	811.57	4,820.74
(b) Interest due thereon remaining unpaid	-	-
(c) Interest paid by the Company in terms of Section 16 of the Micro, Small and Medium Enterprises Development Act, 2006, along-with the amount of the payment made to the supplier beyond the appointed day during the period	-	-
(d) Interest due and payable for the period of delay in making payment (which have been paid but beyond the appointed day during the period) but without adding interest specified under the Micro, Small and Medium Enterprises Act, 2006	-	-
(e) Interest accrued and remaining unpaid	-	-
(f) Interest remaining due and payable even in the succeeding years, until such date when the interest dues as above are actually paid to the small enterprises	-	-
<b>Total</b>	<b>811.57</b>	<b>4,820.74</b>

**Note 56:** Assessments of Ashoka Buildcon Limited for Assessment Year 2011-12 to Assessment Year 2017-18 were re-opened/taken-up by the Income Tax Department, consequent upon the search action dated April 5, 2016, against the Company. These assessments were completed on December 31, 2018. In these assessments, Income Tax Authorities have made certain additions. Accordingly, the Company is in appeal against the said dis-allowances and has challenged such dis-allowances before the first appellate authority. The appeal before the first appellate authority is pending and the Company has made the necessary submissions to the Income Tax Authorities. Hearings are in progress and outcome of appeal is not yet decided.

**Note 57:** Ashoka Concessions Limited (ACL), a subsidiary company, had issued Compulsorily Convertible Debentures (CCD) to its investors and to the Company (Parent) which has been classified as equity instrument in the separate financial statements of ACL. The Company has agreed additional terms with the investors and assumed obligations towards investors which would be settled through the some portion of equity shares to be received from ACL on conversion of CCDs held by parent Company. Accordingly the said obligations has been recognised at its fair value as at March 31, 2020 and March 31, 2019 amounting to ₹ 20,740 Lakhs, and ₹ 18,990 Lakhs respectively.

**Note 58:** GVR Infra Projects Limited (GVR), one of the customers and joint venture partner for certain road annuity project, had been admitted for insolvency petition by National Company Law Tribunal (NCLT) under Insolvency and Bankruptcy Code, 2016 (IBC). The Company's receivable from GVR included Trade debtors (net) – ₹ 3,448 Lakhs and Loans Receivable - ₹ 2,503 Lakhs. The insolvency proceedings are ongoing and the outcome would be determined on completion of the proceedings. Considering the uncertainties involved in the outcome of IBC proceedings, the Company had charged to the Statement of Profit & Loss for the year ended March 31, 2019, an amount of ₹ 4,702.34 Lakhs and disclosed it as an exceptional item and the balance amount of ₹ 1,248.95 Lakhs, has been charged to the Statement of Profit & Loss for the year ended March 31, 2020.

**Note 59: COVID Impact**

The outbreak of coronavirus (COVID-19) pandemic, globally and in India, is causing significant disturbance and slowdown of economic activity. Execution of EPC contracts undertaken by the Company were temporarily suspended during nationwide lockdown. Business operations were resumed in a phased manner in line with directives from the Authorities.

The Company has considered internal and external sources of information up to the date of approval of these standalone financial statements, in assessing the recoverability of its investments in and loans given to subsidiaries, liquidity, financial position and operations of the Company including impact on estimated construction cost to be incurred towards projects under execution and based on the management's assessment, there is no material impact on the standalone financial statements of the Company.

Considering the uncertainties involved in estimating the impact of this pandemic, the future impact of this pandemic may be different from those estimated as on the date of approval of these standalone financial statements.

**Note 60: Events after reporting period**

No subsequent events have been observed which may require an adjustment to the Balance Sheet.

**Note 61: Previous year comparatives**

Previous year's figures have been regrouped/reclassified, wherever necessary, to conform to current year classification.

---

As per our report of even date attached.

**For S R B C & CO LLP**  
**Chartered Accountants**

ICAI Firm Registration Number:  
 324982E/E300003

sd/-

**per Suresh Yadav**

Partner

Membership No.: 119878

**For & on behalf of the Board of Directors**

sd/-

**(A.M. Katariya)**

Chairman

DIN : 00112240

sd/-

**(S.D. Parakh)**

Managing Director

DIN : 00112324

sd/-

**(P.C. Mehta)**

Chief Financial Officer

sd/-

**(M.A. Kulkarni)**

Company Secretary

Place: Mumbai

Date: June 15, 2020

Place: Nashik

Date: June 15, 2020



## Independent Auditor's Report to The Members of Ashoka Buildcon Limited

### INDEPENDENT AUDITOR'S REPORT

To the Members of Ashoka Buildcon Limited

#### Report on the Audit of the Consolidated Ind AS Financial Statements

##### Opinion

We have audited the accompanying consolidated Ind AS financial statements of Ashoka Buildcon Limited (hereinafter referred to as "the Holding Company"), its subsidiaries (the Holding Company and its subsidiaries together referred to as "the Group") its associate and joint ventures comprising of the consolidated Balance sheet as at March 31 2020, the consolidated Statement of Profit and Loss, including other comprehensive income, the consolidated Cash Flow Statement and the consolidated Statement of Changes in Equity for the year then ended, and notes to the consolidated Ind AS financial statements, including a summary of significant accounting policies and other explanatory information (hereinafter referred to as "the consolidated Ind AS financial statements").

In our opinion and to the best of our information and according to the explanations given to us and based on the consideration of reports of other auditors on separate financial statements and on the other financial information of the subsidiaries, associate and joint ventures, the aforesaid consolidated Ind AS financial statements give the information required by the Companies Act, 2013, as amended ("the Act") in the manner so required and give a true and fair view in conformity with the accounting principles generally accepted in India, of the consolidated state of affairs of the Group, its associate and joint ventures as at March 31, 2020, their consolidated profit including other comprehensive income, their consolidated cash flows and the consolidated statement of changes in equity for the year ended on that date.

##### Basis for Opinion

We conducted our audit of the consolidated Ind AS financial statements in accordance with the Standards on Auditing (SAs), as specified under section 143(10) of the Act. Our responsibilities under those Standards are further described in the 'Auditor's Responsibilities for the Audit of the Consolidated Ind AS Financial Statements' section of our report. We are independent of the Group, associate, joint ventures in accordance with the 'Code of Ethics' issued by the Institute of Chartered Accountants of India together with the ethical requirements that are relevant to our audit of the financial statements under the provisions of the Act and the Rules thereunder, and we have fulfilled our other ethical responsibilities in accordance with these requirements and the Code of Ethics. We believe that the audit evidence we have obtained is sufficient and appropriate to provide a basis for our audit opinion on the consolidated Ind AS financial statements.

##### Emphasis of Matter

We draw attention to Note 66 of the consolidated Ind AS financial Statements, which describes the management

assessment of uncertainties related to COVID-19 and its consequential financial impact on its assets as at March 31, 2020 and operations of the Group. Our opinion is not modified in respect of this matter.

##### Key Audit Matters

Key audit matters are those matters that, in our professional judgment, were of most significance in our audit of the consolidated Ind AS financial statements for the financial year ended March 31, 2020. These matters were addressed in the context of our audit of the consolidated Ind AS financial statements as a whole, and in forming our opinion thereon, and we do not provide a separate opinion on these matters. For each matter below, our description of how our audit addressed the matter is provided in that context.

We have determined the matters described below to be the key audit matters to be communicated in our report. We have fulfilled the responsibilities described in the Auditor's responsibilities for the audit of the consolidated Ind AS financial statements section of our report, including in relation to these matters. Accordingly, our audit included the performance of procedures designed to respond to our assessment of the risks of material misstatement of the consolidated Ind AS financial statements. The results of audit procedures performed by us and by other auditors of components not audited by us, as reported by them in their audit reports furnished to us by the management, including those procedures performed to address the matters below, provide the basis for our audit opinion on the accompanying consolidated Ind AS financial statements.

Key audit matters	How our audit addressed the key audit matter
<b>Revenue recognition for long term construction contracts</b> (as described in note 37(A) of the consolidated Ind AS financial statements)	
The Group's significant portion of business is undertaken through long term construction contracts. Revenue from these contracts is recognized over a period of time in accordance with the requirements of Ind AS 115, Revenue from Contracts with Customers.  Due to the nature of the contracts, revenue recognition involves usage of percentage of completion method which is determined based on proportion of contract costs incurred to date compared to estimated total contract costs, which involves significant judgments, identification of contractual obligations and the Group's rights to receive	Our audit procedures included the following: <ul style="list-style-type: none"> <li>• Read the Group's revenue recognition accounting policies and assessed compliance with the policies in terms of Ind AS 115;</li> <li>• We performed test of controls over revenue recognition with specific focus on determination of progress of completion, recording of costs incurred and estimation of costs to complete the remaining contract obligations through inspection of evidence of performance of these controls;</li> </ul>

## Independent Auditor's Report to the Members of Ashoka Buildcon Limited

Key audit matters	How our audit addressed the key audit matter	Key audit matters	How our audit addressed the key audit matter
payments for performance completed till date, changes in scope and consequential revised contract price and recognition of the liability for loss making contracts.	<ul style="list-style-type: none"> <li>We performed tests of details, on a sample basis, and read the underlying customer contracts for terms and conditions, performed review of costs incurred with estimated costs to identify significant variations and assess whether those variations have been considered in estimating the remaining costs to complete and consequential determination of stage of completion, which formed the basis of revenue recognition under the input method;</li> <li>We assessed the management's evaluation process to recognize revenue over a period of time, status of completion for projects and total cost estimates;</li> <li>We tested contracts with exceptions including contracts with low or negative margins, contracts with significant changes in planned cost estimates, contracts with significant contract assets and contract liabilities, and significant overdue net receivable positions for contracts and tested these exceptions with its correlation with the underlying contracts, documents for the triggers during the period;</li> <li>We tested that the contractual positions and revenue for the year are presented and disclosed in compliance of Ind AS 115 in the Standalone Ind AS financial statements.</li> </ul>	<b>Revenue from Toll Collection</b> (refer note no 37(C) of the consolidated Ind AS financial statements)  The Group's Licenses to collect toll under the concession agreement with relevant Government authorities falls within the Concession Arrangements.  Each toll road records and recognises revenue through the use of technology, specifically, road-side equipment supported by tolling and billing systems.  Tolling equipment and systems are highly customized complex system installed at the toll plaza for correctly identifying vehicle type, calculating fare and for appropriate billing and collection.  This is a key audit matter considering the nature and the large volume of transaction; and reliance on information technology systems for the related automated and IT dependent controls.	Our audit procedures included the following:  Obtained an understanding of the processes and control placed for toll collection and tested those controls for the operating effectiveness; <ul style="list-style-type: none"> <li>Tested a selection of Information Technology General Controls (ITGCs) supporting the integrity of the tolling systems' operation, including access, operations and change management controls;</li> <li>Obtained and tested reconciliation of toll collected as per transaction report (generated from toll system) with cash deposited in bank and revenue recorded in the books;</li> <li>Tested on sample basis the rationalisation done by management by multiplying that toll rate charged for each category of vehicle as per relevant government authority's notification with the number of vehicles (as per transaction report) and its reconciliation with the revenue recorded in accounts;</li> <li>On test check basis, traced the daily collection from bank statement to daily cash toll collected and the revenue recorded;</li> <li>Performed data analytics procedures on transactions to detect unusual transactions for further examination;</li> <li>On test check basis, traced the classification of vehicle independently from stored images recorded by the Group.</li> </ul>

## Independent Auditor's Report to the Members of Ashoka Buildcon Limited

Key audit matters	How our audit addressed the key audit matter
<b>Impairment of Licenses to collect toll</b> (intangible assets) (as described in note 03 and 61 of the consolidated Ind AS financial statements)	
<p>As of March 31, 2020, the Group had recognized INR 7,26,059.55 lakhs of Licenses to Collect toll of road infrastructure projects, relating to those made by infrastructure concession operators within the scope of Appendix C of Ind AS 115, Service Concession Arrangements.</p> <p>As per requirement of Ind AS 36 "Impairment of assets", the management regularly reviews whether there are any indicators of impairment of Licenses to Collect toll of road infrastructure projects and where impairment indicators exist, the management estimates the recoverable amounts of the assets, being higher of fair value less costs of disposal and value in use.</p> <p>The value in use of the underlying businesses is determined based on the discounted cash flow projections. Significant judgements are required to determine the key assumptions used in the discounted cash flow models, such as toll revenue, major maintenance expenditure and discount rates based on management's view of future business prospects including any possible impact arising out of the pandemic on these estimates.</p> <p>Accordingly, the impairment of the "Licenses to Collect Toll" was determined to be a key audit matter in our audit of the Consolidated Ind AS financial statements.</p>	<p>Our audit procedures included the following:</p> <ul style="list-style-type: none"> <li>Assessed the Group's accounting policies with respect to impairment in accordance with Ind AS 36 "Impairment of assets";</li> <li>We performed the test of control over the management assessment of impairment indicators of Licenses to Collect toll of road infrastructure projects and where impairment indicators exist, the control over the management estimate for the recoverability of these assets;</li> <li>We performed following test of Details</li> <li>We have obtained management's impairment assessment;</li> <li>We assessed the assumptions around the key drivers of the cash flow forecasts including toll revenue, major maintenance expenditure and discount rates;</li> <li>We discussed potential changes in key drivers as compared to previous year / actual performance with management in order to evaluate whether the inputs and assumptions used in the cash flow forecasts were suitable;</li> <li>With the support of internal valuation specialist, we assessed the appropriateness of the valuation methodology and the reasonableness of the key assumptions adopted in the cash flow forecasts for select assets; and</li> <li>We obtained and analysed sensitivity analysis on the assumptions used by the management including scenarios built into these models for varied potential impact on account of pandemic.</li> </ul>

Key audit matters	How our audit addressed the key audit matter
	<ul style="list-style-type: none"> <li>We have assessed the adequacy of the disclosures in accordance with Ind AS 36 "Impairment of assets"</li> </ul>
<b>Disputed Tax Matters</b> (as described in note 54 (d) of the consolidated Ind AS financial statements)	
<p>The Group has disclosed disputed tax matters of ₹ 16,489.76 lakhs in Note 54(d) of the Consolidated Financial Statements. Tax litigation exposures have been identified as a key audit matter due to:</p> <ul style="list-style-type: none"> <li>Significance of these amounts;</li> <li>Significant judgement and assumptions required by management in assessing the exposure of each case to evaluate whether there is a need to set up a provision and measurement of exposures as well as the disclosure of contingent liabilities;</li> </ul> <p>We focused on this matter because of the potential financial impact on the financial statements. Additionally, the treatment of tax litigation requires significant judgement due to the complexity of the cases and, timescales for resolution.</p>	<p>Our audit procedures include the following:</p> <ul style="list-style-type: none"> <li>Obtained understanding and assessed the internal control environment relating to the identification, recognition and measurement of provisions for disputed tax matters;</li> <li>Obtained the summary of disputed tax matters from management and assessed management's position through discussions on both the probability of success in significant cases, and the magnitude of any potential loss;</li> <li>Read evidence to corroborate management's assessment of the risk profile in respect of tax disputed matters;</li> <li>We verified additional documents submitted by the Group during the year to the tax authorities in support of the response to the income tax assessment orders under section 153A for the financial years 2010-11 to 2016-17;</li> <li>We involved our tax specialists to assist us in evaluating tax positions taken by the management;</li> <li>We assessed the disclosures relating to the disputed tax matters as mentioned in Note 54(d) of the Standalone Ind AS financial statements.</li> </ul>

### Other Information

The Holding Company's Board of Directors is responsible for the other information. The other information comprises the information included in the Annual report, but does not include the consolidated Ind AS financial statements and our auditor's report thereon.

## Independent Auditor's Report to the Members of Ashoka Buildcon Limited

Our opinion on the consolidated Ind AS financial statements does not cover the other information and we do not express any form of assurance conclusion thereon.

In connection with our audit of the consolidated Ind AS financial statements, our responsibility is to read the other information and, in doing so, consider whether such other information is materially inconsistent with the consolidated financial statements or our knowledge obtained in the audit or otherwise appears to be materially misstated. If, based on the work we have performed, we conclude that there is a material misstatement of this other information, we are required to report that fact. We have nothing to report in this regard.

### Responsibilities of Management for the Consolidated Ind AS Financial Statements

The Holding Company's Board of Directors is responsible for the preparation and presentation of these consolidated Ind AS financial statements in terms of the requirements of the Act that give a true and fair view of the consolidated financial position, consolidated financial performance including other comprehensive income, consolidated cash flows and consolidated statement of changes in equity of the Group including its associate and joint ventures in accordance with the accounting principles generally accepted in India, including the Indian Accounting Standards (Ind AS) specified under section 133 of the Act read with the Companies (Indian Accounting Standards) Rules, 2015, as amended. The respective Board of Directors of the companies included in the Group and of its associate and joint ventures are responsible for maintenance of adequate accounting records in accordance with the provisions of the Act for safeguarding of the assets of the Group and of its associate and joint ventures and for preventing and detecting frauds and other irregularities; selection and application of appropriate accounting policies; making judgments and estimates that are reasonable and prudent; and the design, implementation and maintenance of adequate internal financial controls, that were operating effectively for ensuring the accuracy and completeness of the accounting records, relevant to the preparation and presentation of the consolidated Ind AS financial statements that give a true and fair view and are free from material misstatement, whether due to fraud or error, which have been used for the purpose of preparation of the consolidated Ind AS financial statements by the Directors of the Holding Company, as aforesaid.

In preparing the consolidated Ind AS financial statements, the respective Board of Directors of the companies included in the Group and of its associate and joint ventures are responsible for assessing the ability of the Group and of its associate and joint ventures to continue as a going concern, disclosing, as applicable, matters related to going concern and using the going concern basis of accounting unless management either intends to liquidate the Group or to cease operations, or has no realistic alternative but to do so.

Those respective Board of Directors of the companies included in the Group and of its associate and joint ventures are also re-

sponsible for overseeing the financial reporting process of the Group and of its associate and joint ventures.

### Auditor's Responsibilities for the Audit of the Consolidated Ind AS Financial Statements

Our objectives are to obtain reasonable assurance about whether the consolidated Ind AS financial statements as a whole are free from material misstatement, whether due to fraud or error, and to issue an auditor's report that includes our opinion. Reasonable assurance is a high level of assurance, but is not a guarantee that an audit conducted in accordance with SAs will always detect a material misstatement when it exists. Misstatements can arise from fraud or error and are considered material if, individually or in the aggregate, they could reasonably be expected to influence the economic decisions of users taken on the basis of these consolidated Ind AS financial statements.

As part of an audit in accordance with SAs, we exercise professional judgment and maintain professional skepticism throughout the audit. We also:

- Identify and assess the risks of material misstatement of the consolidated Ind AS financial statements, whether due to fraud or error, design and perform audit procedures responsive to those risks, and obtain audit evidence that is sufficient and appropriate to provide a basis for our opinion. The risk of not detecting a material misstatement resulting from fraud is higher than for one resulting from error, as fraud may involve collusion, forgery, intentional omissions, misrepresentations, or the override of internal control.
- Obtain an understanding of internal control relevant to the audit in order to design audit procedures that are appropriate in the circumstances. Under section 143(3) (i) of the Act, we are also responsible for expressing our opinion on whether the Holding Company has adequate internal financial controls with reference to financial statements in place and the operating effectiveness of such controls.
- Evaluate the appropriateness of accounting policies used and the reasonableness of accounting estimates and related disclosures made by management.
- Conclude on the appropriateness of management's use of the going concern basis of accounting and, based on the audit evidence obtained, whether a material uncertainty exists related to events or conditions that may cast significant doubt on the ability of the Group and its associate and joint ventures to continue as a going concern. If we conclude that a material uncertainty exists, we are required to draw attention in our auditor's report to the related disclosures in the consolidated Ind AS financial statements or, if such disclosures are inadequate, to modify our opinion. Our conclusions are based on the audit evidence obtained up to the date of our auditor's report. However, future events or conditions may cause the Group and its associate and joint



## Independent Auditor's Report to the Members of Ashoka Buildcon Limited

ventures to cease to continue as a going concern.

- Evaluate the overall presentation, structure and content of the consolidated Ind AS financial statements, including the disclosures, and whether the consolidated Ind AS financial statements represent the underlying transactions and events in a manner that achieves fair presentation.
- Obtain sufficient appropriate audit evidence regarding the financial information of the entities or business activities within the Group and its associate and joint ventures of which we are the independent auditors and whose financial information we have audited, to express an opinion on the consolidated Ind AS financial statements. We are responsible for the direction, supervision and performance of the audit of the financial statements of such entities included in the consolidated financial statements of which we are the independent auditors. For the other entities included in the consolidated Ind AS financial statements, which have been audited by other auditors, such other auditors remain responsible for the direction, supervision and performance of the audits carried out by them. We remain solely responsible for our audit opinion.

We communicate with those charged with governance of the Holding Company and such other entities included in the consolidated Ind AS financial statements of which we are the independent auditors regarding, among other matters, the planned scope and timing of the audit and significant audit findings, including any significant deficiencies in internal control that we identify during our audit.

We also provide those charged with governance with a statement that we have complied with relevant ethical requirements regarding independence, and to communicate with them all relationships and other matters that may reasonably be thought to bear on our independence, and where applicable, related safeguards.

From the matters communicated with those charged with governance, we determine those matters that were of most significance in the audit of the consolidated Ind AS financial statements for the financial year ended March 31, 2020 and are therefore the key audit matters. We describe these matters in our auditor's report unless law or regulation precludes public disclosure about the matter or when, in extremely rare circumstances, we determine that a matter should not be communicated in our report because the adverse consequences of doing so would reasonably be expected to outweigh the public interest benefits of such communication.

### Other Matter

We did not audit the financial statements and other financial information, in respect of 29 subsidiaries, whose Ind AS financial statements include total assets of ₹ 4,00,027.49 lakhs as at March 31, 2020, and total revenues of ₹ 2,06,890.76 lakhs and net cash inflows of ₹ 10,936.06 lakhs for the year ended on that date. These Ind AS financial statement and other financial

information have been audited by other auditors, which financial statements, other financial information and auditor's reports have been furnished to us by the management. The consolidated Ind AS financial statements also include the Group's share of net loss of ₹ 252.92 lakhs for the year ended March 31, 2020, as considered in the consolidated Ind AS financial statements, in respect of 1 associate and 2 joint ventures, whose financial statements, other financial information have been audited by other auditors and whose reports have been furnished to us by the Management. Our opinion on the consolidated Ind AS financial statements, in so far as it relates to the amounts and disclosures included in respect of these subsidiaries, joint ventures and associate, and our report in terms of sub-sections (3) of Section 143 of the Act, in so far as it relates to the aforesaid subsidiaries, joint ventures and associate, is based solely on the reports of such other auditors.

The accompanying consolidated Ind AS financial statements include unaudited financial statements and other unaudited financial information in respect of 1 subsidiary, whose financial statements and other financial information reflect total assets of ₹ 5 lakhs as at March 31, 2020, and total revenues of NIL and net cash inflows of ₹ 5 lakhs for the year ended on that date. The consolidated Ind AS financial statements also include the Group's share of net profit of ₹ 1,418.50 lakhs for the year ended March 31, 2020, as considered in the consolidated Ind AS financial statements, in respect of 3 joint ventures, whose financial statements, other financial information have not been audited and whose unaudited financial statements, other unaudited financial information have been furnished to us by the Management. Our opinion, in so far as it relates amounts and disclosures included in respect of these joint ventures, and our report in terms of sub-sections (3) of Section 143 of the Act in so far as it relates to the aforesaid joint ventures, is based solely on such unaudited financial statements and other unaudited financial information. In our opinion and according to the information and explanations given to us by the Management, these financial statements and other financial information are not material to the Group.

Our opinion above on the consolidated Ind AS financial statements, and our report on Other Legal and Regulatory Requirements below, is not modified in respect of the above matters with respect to our reliance on the work done and the reports of the other auditors and the financial statements and other financial information certified by the Management.

### Report on Other Legal and Regulatory Requirements

As required by Section 143(3) of the Act, based on our audit and on the consideration of report of the other auditors on separate financial statements and the other financial information of subsidiaries, associate and joint ventures, as noted in the 'other matter' paragraph we report, to the extent applicable, that:

- (a) The other auditors whose report we have relied upon have sought and obtained all the information and explanations which to the best of our knowledge and belief were necessary for the purposes of our audit of the aforesaid



## Independent Auditor's Report to the Members of Ashoka Buildcon Limited

consolidated Ind AS financial statements;

- (b) In our opinion, proper books of account as required by law relating to preparation of the aforesaid consolidation of the financial statements have been kept so far as it appears from our examination of those books and reports of the other auditors;
- (c) The Consolidated Balance Sheet, the Consolidated Statement of Profit and Loss including the Statement of Other Comprehensive Income, the Consolidated Cash Flow Statement and Consolidated Statement of Changes in Equity dealt with by this Report are in agreement with the books of account maintained for the purpose of preparation of the consolidated Ind AS financial statements;
- (d) In our opinion, the aforesaid consolidated Ind AS financial statements comply with the Accounting Standards specified under Section 133 of the Act, read with Companies (Indian Accounting Standards) Rules, 2015, as amended;
- (e) On the basis of the written representations received from the directors of the Holding Company as on March 31, 2020 taken on record by the Board of Directors of the Holding Company and the reports of the statutory auditors who are appointed under Section 139 of the Act, of its subsidiary companies, associate companies and joint ventures, none of the directors of the Group's companies, its associate and joint ventures, incorporated in India, is disqualified as on March 31, 2020 from being appointed as a director in terms of Section 164 (2) of the Act;
- (f) With respect to the adequacy and the operating effectiveness of the internal financial controls over financial reporting with reference to these consolidated Ind AS financial statements of the Holding Company and its subsidiary companies, associate companies and joint ventures and, incorporated in India, refer to our separate Report in "Annexure I" to this report;
- (g) In our opinion and based on the consideration of reports of other statutory auditors of the subsidiaries, associate and joint ventures incorporated in India, the managerial remuneration for the year ended March 31, 2020 has been paid / provided by the Holding Company, its subsidiaries, associate and joint ventures incorporated in India to their directors in accordance with the provisions of section 197 read with Schedule V to the Act;
- (h) With respect to the other matters to be included in the Auditor's Report in accordance with Rule 11 of the Companies (Audit and Auditors) Rules, 2014, as amended, in our opinion and to the best of our information and

according to the explanations given to us and based on the consideration of the report of the other auditors on separate financial statements as also the other financial information of the subsidiaries, associate and joint ventures, as noted in the 'Other matter' paragraph:

- i. The consolidated Ind AS financial statements disclose the impact of pending litigations on its consolidated financial position of the Group, its associate and joint ventures in its consolidated Ind AS financial statements – Refer Note 3, 11, 26, 54 to the consolidated Ind AS financial statements;
- ii. Provision has been made in the consolidated Ind AS financial statements, as required under the applicable law or accounting standards, for material foreseeable losses, if any, on long-term contracts including derivative contracts – Refer (a) Note 53 to the consolidated Ind AS financial statements in respect of such items as it relates to the Group, its associate and joint ventures and (b) the Group's share of net profit/ loss in respect of its associate and joint ventures;
- iii. There were no amounts which were required to be transferred to the Investor Education and Protection Fund by the Holding Company, its subsidiaries, associate and joint ventures, incorporated in India during the year ended March 31, 2020.

For S R B C & CO LLP

Chartered Accountants

ICAI Firm Registration Number: 324982E/E300003  
sd/-

per Suresh Yadav

Partner

Membership Number: 119878

UDIN: 20119878AAAADE4351

Place of Signature: Mumbai

Date: June 15, 2020

## ANNEXURE I TO THE INDEPENDENT AUDITORS' REPORT

### ANNEXURE I TO THE INDEPENDENT AUDITOR'S REPORT OF EVEN DATE ON THE CONSOLIDATED FINANCIAL STATEMENTS OF ASHOKA BUILDCON LIMITED

#### Report on the Internal Financial Controls under Clause (i) of Sub-section 3 of Section 143 of the Companies Act, 2013 ("the Act")

In conjunction with our audit of the consolidated financial statements of Ashoka Buildcon Limited as of and for the year ended March 31, 2020, we have audited the internal financial controls over financial reporting of Ashoka Buildcon Limited (hereinafter referred to as the "Holding Company") and its subsidiary companies, its associate companies and joint ventures, which are companies incorporated in India, as of that date.

#### Management's Responsibility for Internal Financial Controls

The respective Board of Directors of the Holding Company, its subsidiary companies, its associate companies and joint ventures, which are companies incorporated in India, are responsible for establishing and maintaining internal financial controls based on, "the internal financial control over financial reporting criteria established by the Company considering the essential components of internal control stated in the Guidance Note on Audit of Internal Financial Controls Over Financial Reporting issued by the Institute of Chartered Accountants of India (ICAI)". These responsibilities include the design, implementation and maintenance of adequate internal financial controls that were operating effectively for ensuring the orderly and efficient conduct of its business, including adherence to the respective company's policies, the safeguarding of its assets, the prevention and detection of frauds and errors, the accuracy and completeness of the accounting records, and the timely preparation of reliable financial information, as required under the Companies Act 2013.

#### Auditor's Responsibility

Our responsibility is to express an opinion on the company's internal financial controls over financial reporting with reference to these consolidated financial statements based on our audit. We conducted our audit in accordance with the Guidance Note on Audit of Internal Financial Controls Over Financial Reporting (the "Guidance Note") and the Standards on Auditing, both, issued by Institute of Chartered Accountants of India, and deemed to be prescribed under section 143(10) of the Act, to the extent applicable to an audit of internal financial controls. Those Standards and the Guidance Note require that we comply with ethical requirements and plan and perform the audit to obtain reasonable assurance about whether adequate internal financial controls over financial reporting with reference to these consolidated financial statements was established and maintained and if such controls operated effectively in all material respects.

Our audit involves performing procedures to obtain audit evidence about the adequacy of the internal financial controls over financial reporting with reference to these consolidated financial statements and their operating effectiveness. Our audit of internal financial controls over financial reporting included obtaining an understanding of internal financial controls over financial reporting with reference to these consolidated financial statements, assessing the risk that a material weakness exists, and testing and evaluating the design and operating effectiveness of internal control based on the assessed risk. The procedures selected depend on the auditor's judgement, including the assessment of the risks of material misstatement of the financial statements, whether due to fraud or error.

We believe that the audit evidence we have obtained and the audit evidence obtained by the other auditors in terms of their reports referred to in the Other Matters paragraph below, is sufficient and appropriate to provide a basis for our audit opinion on the internal financial controls over financial reporting with reference to these consolidated financial statements.

#### Meaning of Internal Financial Controls Over Financial Reporting With Reference to these Consolidated Financial Statements

A company's internal financial control over financial reporting with reference to these consolidated financial statements is a process designed to provide reasonable assurance regarding the reliability of financial reporting and the preparation of financial statements for external purposes in accordance with generally accepted accounting principles. A company's internal financial control over financial reporting with reference to these consolidated financial statements includes those policies and procedures that (1) pertain to the maintenance of records that, in reasonable detail, accurately and fairly reflect the transactions and dispositions of the assets of the company; (2) provide reasonable assurance that transactions are recorded as necessary to permit preparation of financial statements in accordance with generally accepted accounting principles, and that receipts and expenditures of the company are being made only in accordance with authorisations of management and directors of the company; and (3) provide reasonable assurance regarding prevention or timely detection of unauthorised acquisition, use, or disposition of the company's assets that could have a material effect on the financial statements.

#### Inherent Limitations of Internal Financial Controls Over Financial Reporting With Reference to these Consolidated Financial Statements

Because of the inherent limitations of internal financial controls over financial reporting with reference to these consolidated financial statements, including the possibility of collusion or improper management override of controls, material misstatements due to error or fraud may occur and not be detected. Also, projections of any evaluation of the internal financial controls over financial reporting with reference to these consolidated financial statements to future periods are subject to

## ANNEXURE I TO THE INDEPEDENT AUDITORS' REPORT

the risk that the internal financial control over financial reporting with reference to these consolidated financial statements may become inadequate because of changes in conditions, or that the degree of compliance with the policies or procedures may deteriorate.

### Opinion

In our opinion, the Holding Company, its subsidiary companies, its associate companies and joint ventures, which are companies incorporated in India, have, maintained in all material respects, adequate internal financial controls over financial reporting with reference to these consolidated financial statements and such internal financial controls over financial reporting with reference to these consolidated financial statements were operating effectively as at March 31, 2020, based on "the internal control over financial reporting criteria established by the Holding Company considering the essential components of internal control stated in the Guidance Note on Audit of Internal Financial Controls Over Financial Reporting issued by the Institute of Chartered Accountants of India".

### Other Matters

Our report under Section 143(3)(i) of the Act on the adequacy and operating effectiveness of the internal financial controls over financial reporting with reference to these consolidated financial statements insofar as it relates to these 30 subsidiary companies,

1 associate companies and 5 joint ventures, which are companies incorporated in India, is based on the corresponding reports of the auditors of such companies incorporated in India.

We also have audited, in accordance with the Standards on Auditing issued by the Institute of Chartered Accountants of India as specified under section 143(10) of the Act, the consolidated financial statements of the Holding Company, which comprise the Consolidated Balance Sheet as at March 31, 2020, and the Consolidated Statement of Profit and Loss and Consolidated Cash Flow Statement for the year then ended, and a summary of significant accounting policies and other explanatory information, and our report dated June 15, 2020 expressed an unqualified opinion on those financial statements.

For S R B C & CO LLP

Chartered Accountants

ICAI Firm Registration Number: 324982E/E300003

sd/-

per Suresh Yadav

Partner

Membership Number: 119878

UDIN: 20119878AAAADE4351

Place of Signature: Mumbai

Date: June 15, 2020

## Consolidated Balance Sheet as at March 31, 2020

				(₹ In Lakhs)
	Particulars	Note No.	As at 31-Mar-20	As at 31-Mar-19
<b>I</b>	<b>ASSETS</b>			
<b>1</b>	<b>NON-CURRENT ASSETS</b>			
(a)	Property, plant and equipment	2	40,873.58	43,245.40
(b)	Capital work-in-progress		7,022.33	4,185.50
(c)	Right of Use Assets	2A	1,224.91	-
(d)	Intangible assets	3	7,26,239.88	7,44,129.08
(e)	Intangible assets Under Development	3	1,626.66	1,626.66
(f)	Contract Assets	4	1,54,230.18	80,020.10
(g)	Financial assets			
(i)	Investments accounted for using equity method	5	17,879.05	16,637.92
(ii)	Investments Others	5	62.55	62.55
(iii)	Trade receivables	6	17,394.21	26,808.57
(iv)	Loans	7	12,546.55	10,788.66
(v)	Other financial assets	8	6,491.80	5,485.86
(h)	Deferred Tax Asset (net)	9	8,282.46	5,616.16
(i)	Non Current Tax Asset (net)	10	8,733.53	7,059.28
(j)	Other non-current assets	11	11,479.17	22,828.42
	<b>TOTAL NON-CURRENT ASSETS</b>		<b>10,14,086.86</b>	<b>9,68,494.16</b>
<b>2</b>	<b>CURRENT ASSETS</b>			
(a)	Inventories	12	43,476.88	42,645.07
(b)	Contract Assets	13	97,137.49	1,36,421.74
(c)	Financial assets			
(i)	Investments	14	700.00	11,650.06
(ii)	Trade receivables	15	90,908.65	1,04,828.27
(iii)	Cash and cash equivalents	16	57,329.19	8,244.02
(iv)	Bank balances other than (iii) above	16	18,108.97	15,179.66
(v)	Loans	17	326.83	1,452.79
(vi)	Other financial assets	18	4,445.42	2,721.04
(d)	Other current assets	19	36,880.85	18,499.96
	<b>TOTAL CURRENT ASSETS</b>		<b>3,49,314.28</b>	<b>3,41,642.61</b>
	<b>TOTAL ASSETS</b>		<b>13,63,401.14</b>	<b>13,10,136.77</b>
<b>II</b>	<b>EQUITY &amp; LIABILITIES</b>			
<b>1</b>	<b>EQUITY</b>			
(a)	Equity Share Capital	20	14,036.16	14,036.16
(b)	Other Equity	21	27,392.70	14,653.21
	<b>Equity Attributable to Owners</b>		<b>41,428.86</b>	<b>28,689.37</b>
	Non Controlling Interest		12,799.34	11,894.62
	<b>TOTAL EQUITY</b>		<b>54,228.20</b>	<b>40,583.99</b>

## Consolidated Balance Sheet as at March 31, 2020

		(₹ In Lakhs)	
Particulars	Note No.	As at 31-Mar-20	As at 31-Mar-19
<b>2 NON-CURRENT LIABILITIES</b>			
(a) Contract Liability	22	22,582.98	23,833.09
(b) Financial Liabilities			
(i) Borrowings	23	5,64,459.20	5,40,744.10
(ii) Lease Liabilities	24	605.51	-
(iii) Trade Payables	25	8,040.87	7,792.59
(iv) Other financial liabilities	26	2,60,797.85	2,55,827.74
(c) Provisions	27	8,499.03	13,844.76
(d) Deferred tax liabilities (Net)	28	-	69.06
(e) Other non-current liabilities	29	463.09	1,725.83
<b>TOTAL NON-CURRENT LIABILITIES</b>		<b>8,65,448.53</b>	<b>8,43,837.17</b>
<b>3 CURRENT LIABILITIES</b>			
(a) Contract Liability	30	74,146.78	56,374.64
(b) Financial liabilities			
(i) Borrowings	31	17,161.83	32,838.85
(ii) Trade payables	32		
(A) Total outstanding dues of micro enterprises and small enterprises		811.57	4,820.74
(B) Total outstanding dues of creditors other than micro enterprises and small enterprises.		72,996.38	89,884.63
(iii) Lease Liabilities	24	528.56	-
(iv) Other financial liabilities	33	83,677.90	60,047.10
(v) Obligation to the investor in Subsidiary	64	1,52,600.00	1,48,162.83
(c) Other current liabilities	34	3,213.22	3,540.40
(d) Provisions	35	35,909.26	27,921.02
(e) Current tax liabilities	36	2,678.91	2,125.40
<b>TOTAL CURRENT LIABILITIES</b>		<b>4,43,724.41</b>	<b>4,25,715.61</b>
<b>TOTAL LIABILITIES</b>		<b>13,09,172.94</b>	<b>12,69,552.78</b>
<b>TOTAL EQUITY AND LIABILITIES</b>		<b>13,63,401.14</b>	<b>13,10,136.77</b>

Significant Accounting Policies

1

The accompanying notes are an integral part of the Consolidated financial statements

As per our report of even date attached.

**For S R B C & CO LLP**  
**Chartered Accountants**

ICAI Firm Registration Number:  
324982E/E300003

sd/-  
**per Suresh Yadav**  
Partner  
Membership No.: 119878

**For & on behalf of the Board of Directors**

sd/-  
**(A.M. Katariya)**  
Chairman  
DIN : 00112240

sd/-  
**(S.D. Parakh)**  
Managing Director  
DIN : 00112324

sd/-  
**(P.C. Mehta)**  
Chief Financial Officer

sd/-  
**(M.A. Kulkarni)**  
Company Secretary

Place: Mumbai  
Date: June 15, 2020

Place: Nashik  
Date: June 15, 2020



CIN: L45200MH1993PLC071970

**Consolidated Statement of Profit And Loss for the year ended March 31, 2020**

		(₹ In Lakhs)	
Particulars	Note No.	For the year ended 31-Mar-20	For the year ended 31- Mar-19
<b>I INCOME</b>			
Revenue from Operations	37	5,07,047.21	4,93,012.06
Other Income	38	8,173.82	7,710.48
<b>Total Income</b>		<b>5,15,221.03</b>	<b>5,00,722.54</b>
<b>II EXPENSES:</b>			
Cost of Material Consumed	39	1,15,936.36	1,50,832.05
Construction Expenses	40	1,86,105.71	1,68,326.15
Employee Benefits Expenses	41	29,329.84	18,839.45
Finance Cost	42	1,04,255.98	1,02,133.84
Depreciation and Amortisation	2,3	29,978.26	25,823.28
Other Expenses	43	18,156.93	15,587.26
<b>Total Expenses</b>		<b>4,83,763.08</b>	<b>4,81,542.03</b>
<b>III Profits before tax and share of profit / (loss) of associate and joint ventures (I-II)</b>		<b>31,457.95</b>	<b>19,180.51</b>
<b>IV Profit / (loss) from associate and joint ventures accounted for using the Equity Method</b>		<b>1,165.58</b>	<b>(104.96)</b>
<b>V Profit before Exceptional Items and Tax (III+IV)</b>		<b>32,623.53</b>	<b>19,075.55</b>
<b>VI Exceptional Items</b>	65	-	6,013.34
<b>VII Profit before Tax (V-VI)</b>		<b>32,623.53</b>	<b>13,062.21</b>
<b>VIII Tax Expense:</b>			
Current Tax	48	19,321.39	18,696.21
Deferred Tax		(2,733.70)	(1,605.53)
<b>Total Tax Expenses</b>		<b>16,587.69</b>	<b>17,090.68</b>
<b>IX Profit / (Loss) after tax for the year (VII-VIII)</b>		<b>16,035.84</b>	<b>(4,028.47)</b>
<b>X Other Comprehensive Income (OCI) :</b>			
Items not to be reclassified subsequent to profit or loss			
Re-measurement gains/(losses) on defined benefit plans		(217.59)	(83.51)
Income tax effect on above		10.38	20.88
Other Comprehensive Income		<b>(207.21)</b>	<b>(62.63)</b>
<b>XI Total Comprehensive Income for the year (IX+X)</b>		<b>15,828.63</b>	<b>(4,091.10)</b>
Profit / (Loss) for the year attributable to :			
Owners of the Company		<b>16,531.50</b>	<b>(3,346.02)</b>
Non-Controlling Interest		<b>(495.66)</b>	<b>(682.45)</b>
Other Comprehensive Income for the year attributable to :			
Owners of the Company		<b>(194.21)</b>	<b>(61.57)</b>
Non-Controlling Interest		<b>(13.00)</b>	<b>(1.06)</b>
Total Comprehensive Income for the year attributable to :			
Owners of the Company		<b>16,337.29</b>	<b>(3,407.59)</b>
Non-Controlling Interest		<b>(508.66)</b>	<b>(683.51)</b>
<b>X Earnings per Equity Share of Nominal Value ₹ 5 each:</b>	<b>52</b>		
Basic (₹)		<b>5.89</b>	<b>(1.19)</b>
Diluted (₹)		<b>5.89</b>	<b>(1.19)</b>
Significant Accounting Policies	<b>1</b>		
The accompanying notes are an integral part of the financial statements			

As per our report of even date attached.

**For S R B C & CO LLP****Chartered Accountants**

ICAI Firm Registration Number:

324982E/E300003

sd/-

**per Suresh Yadav**

Partner

Membership No.: 119878

**For & on behalf of the Board of Directors**

sd/-

**(A.M. Katariya)**

Chairman

DIN : 00112240

sd/-

**(S.D. Parakh)**

Managing Director

DIN : 00112324

sd/-

**(P.C. Mehta)**

Chief Financial Officer

sd/-

**(M.A. Kulkarni)**

Company Secretary

Place: Mumbai

Date: June 15, 2020

Place: Nashik

Date: June 15, 2020

## Consolidated Cash Flow Statement for the year ended March 31, 2020

	(₹ In Lakhs)	
Particulars	For the year ended 31-Mar-2020	For the year ended 31-Mar-2019
<b>A CASH FLOW FROM OPERATING ACTIVITIES :</b>		
Net Profit Before Taxation	32,623.53	13,062.21
<b>Non-cash adjustment to reconcile profit / (loss) before tax to net cash flows</b>		
Depreciation & Amortisation	29,978.26	25,823.28
Impairment Allowance(Allowance for Bad and Doubtful Debts and Advances)	1,401.43	2,371.44
Receivables Write off	4,321.80	-
Assets Written off	-	67.28
Finance Cost	1,04,240.51	1,02,103.36
Dividend Income	-	(540.00)
Exceptional Items	-	6,013.34
(Gain) on sale of Investments	(61.59)	(138.35)
(Profit) / loss from associate and joint ventures	(1,165.58)	104.96
Fair Value loss on derivative contracts	15.47	30.48
Interest & Finance Income	(4,809.57)	(3,686.15)
(Gain) on disposal of Property, Plant and Equipment	(432.61)	(68.93)
<b>Operating Profit Before Changes in Working Capital</b>	<b>1,66,111.65</b>	<b>1,45,142.91</b>
<b>Adjustments for changes in Operating Assets &amp; Liabilities:</b>		
Decrease / (Increase) in Inventories	(831.81)	(198.18)
Decrease / (Increase) in Trade receivables and other Current assets	(25,868.79)	(1,52,254.67)
Increase / (Decrease) in Trade and Operating Payables	(20,649.14)	37,359.72
Increase / (Decrease) in Current & Non Current Provisions	(2,368.75)	8,447.41
Increase / (Decrease) in Other Current Liabilities and Contract liabilities	10,956.11	(29,304.01)
<b>Cash Generated from Operations</b>	<b>1,27,349.27</b>	<b>9,193.18</b>
Income Tax Paid (net of refunds)	(20,442.13)	(18,219.83)
<b>NET CASH FLOW (USED IN) / FROM OPERATING ACTIVITIES (A)</b>	<b>1,06,907.14</b>	<b>(9,026.65)</b>
<b>B CASH FLOW FROM INVESTING ACTIVITIES :</b>		
Purchase of Property Plant and Equipment, Intangible Assets including CWIP and Capital Advances	(10,984.63)	(21,087.96)
Sale / (Purchase) of Non-Current Investment (Net)	(308.38)	3,118.82
Loan Given to Joint Venture	-	(1,109.50)
Loan Given to Others	(118.46)	(701.30)
Loan Repaid by Others	55.22	34.40
Proceeds from / (investment) in Fixed Deposits (net)	(2,929.31)	(7,081.43)
Dividend Received	-	540.00
Interest Received	1,991.91	1,711.63
Proceeds from sale of Property Plant and Equipment	635.69	139.34
<b>NET CASH FLOW USED IN INVESTING ACTIVITIES (B)</b>	<b>(11,657.96)</b>	<b>(24,436.00)</b>

## Consolidated Cash Flow Statement for the year ended March 31, 2020

Particulars	(₹ In Lakhs)	
	For the year ended 31-Mar-2020	For the year ended 31-Mar-2019
<b>C CASH FLOW FROM FINANCING ACTIVITIES</b>		
Payment towards Dividend	-	(1,495.94)
Proceeds from Shares issued by subsidiary company	1,413.14	3,500.00
Proceeds from Non Current Borrowings	72,815.39	79,185.83
Repayment of Non Current Borrowings	(51,575.46)	(16,798.81)
Proceeds from / (Repayment) of Current Borrowings (Net)	(15,677.02)	26,274.56
Lease payments	(1,020.14)	-
Finance Cost paid	(63,069.99)	(59,612.20)
<b>NET CASH FLOW / (USED IN) FROM FINANCING ACTIVITIES (C)</b>	<b>(57,114.08)</b>	<b>31,053.44</b>
<b>Net (Decrease) / Increase In Cash &amp; Cash Equivalents (A+B+C)</b>	<b>38,135.10</b>	<b>(2,409.21)</b>
<b>Cash and Cash Equivalents at the beginning of the year</b>	<b>19,894.08</b>	<b>22,303.29</b>
<b>Cash and Cash Equivalents at the end of the year</b>	<b>58,029.18</b>	<b>19,894.08</b>
<b>COMPONENTS OF CASH AND CASH EQUIVALENTS</b>		
Balances with Banks		
On current accounts	45,407.54	6,364.40
On deposit accounts	11,701.24	1,264.08
Cash on hand	220.40	615.54
	<b>57,329.18</b>	<b>8,244.02</b>
Add: Investments in Liquid Mutual Funds	700.00	11,650.06
<b>Cash and cash equivalents for statement of cash flows</b>	<b>58,029.18</b>	<b>19,894.08</b>

### Note:

- 1 Cash and Cash Equivalents comprises of balances with bank in current accounts, cash on hand and Bank Deposits with maturity of less than 3 months.
  - 2 The above Cash Flow Statement has been prepared under the "Indirect Method" as set out in the Indian Accounting Standard (Ind AS 7) on Cash Flow Statement.
- Summary of Significant Accounting Policies (Refer Note 1)  
The accompanying notes are an integral part of the consolidated financial statements

As per our report of even date attached.

**For S R B C & CO LLP**  
**Chartered Accountants**

ICAI Firm Registration Number:  
324982E/E300003

sd/-  
**per Suresh Yadav**  
Partner  
Membership No.: 119878

**For & on behalf of the Board of Directors**

sd/-  
**(A.M. Katariya)**  
Chairman  
DIN : 00112240

sd/-  
**(S.D. Parakh)**  
Managing Director  
DIN : 00112324

sd/-  
**(P.C. Mehta)**  
Chief Financial Officer

sd/-  
**(M.A. Kulkarni)**  
Company Secretary

Place: Mumbai  
Date: June 15, 2020

Place: Nashik  
Date: June 15, 2020

## Consolidated Statement of Changes in Equity as at March 31, 2020

### A) Equity Share Capital:

(₹ In Lakhs)		
Particulars	March 31, 2020	March 31, 2019
Balance at the beginning of the year	14,036.16	9,357.44
Issued during the year (Refer Note 1)	-	4,678.72
<b>Balance at the close of the period</b>	<b>14,036.16</b>	<b>14,036.16</b>

Nos. (₹ In Lakhs)		
Equity shares of INR 5 each issued, subscribed and fully paid	Nos.	(₹ In Lakhs)
At March 31, 2019	28,07,23,217	14,036.16
At March 31, 2020	28,07,23,217	14,036.16

### B) Other Equity:

Particulars	Attributable to the equity holders of the Parent					Total	Non-Controlling Interests (NCI)	Total Equity
	Securities Premium	Retained Earnings	General Reserve	Debenture Redemption Reserve	Other Reserve - NCI Reserve			
<b>Balance as of April 01, 2018</b>	<b>79,578.57</b>	<b>(70,264.46)</b>	<b>7,769.09</b>	<b>-</b>	<b>5,150.72</b>	<b>22,233.92</b>	<b>9,367.95</b>	<b>31,601.87</b>
Addition during the year	-	(3,346.02)	-	-	288.87	(3,057.15)	2,526.67	(530.48)
Other Comprehensive income for the year	-	(62.63)	-	-	-	(62.63)	-	(62.63)
Utilised for issue of Bonus shares (Note 1)	(4,678.73)	-	-	-	-	(4,678.73)	-	(4,678.73)
Creation of Debenture Redemption Reserve (Note 2)	-	-	(3,750.00)	3,750.00	-	-	-	-
Deduction during the year	-	-	-	-	-	-	-	-
Others - including impact on account of adoption of IND AS 115	-	217.80	-	-	-	217.80	-	217.80
<b>Balance as of March 31, 2019</b>	<b>74,899.84</b>	<b>(73,455.31)</b>	<b>4,019.09</b>	<b>3,750.00</b>	<b>5,439.59</b>	<b>14,653.21</b>	<b>11,894.62</b>	<b>26,547.83</b>
Addition during the year	-	16,531.50	-	-	-	16,531.50	904.72	17,436.22
Other Comprehensive income for the year	-	(194.21)	-	-	-	(194.21)	-	(194.21)
Transfer from Debenture Redemption Reserve (Note 2)	-	-	3,750.00	(3,750.00)	-	-	-	-
Deduction during the year	-	-	-	-	-	-	-	-
Obligation towards investor of subsidiary (Refer Note 33)	-	-	-	-	(3,597.80)	(3,597.80)	-	(3,597.80)
<b>Balance as of March 31, 2020</b>	<b>74,899.84</b>	<b>(57,118.02)</b>	<b>7,769.09</b>	<b>-</b>	<b>1,841.79</b>	<b>27,392.70</b>	<b>12,799.34</b>	<b>40,192.04</b>

#### Note :

- The Board of Directors at its meeting held on May 29, 2018, proposed a bonus issue of equity shares, in the ratio of one equity share of ₹ 5 each for every two equity shares of the Company, held by the shareholders as on a record date. Subsequently the shareholders approved the same and the Company has issued the bonus shares on record date i.e. July 13, 2018.
  - The Company had created a Debenture Redemption Reserve at the time of issue of Non Convertible Debentures out of the profits which are available for payment of dividend to be utilised for Redemption of these Debentures. During the current year, the Company has redeemed ₹ 15,000 lakhs of all the outstanding Non Convertible Debentures, and transferred the balance of Debenture Redemption Reserve to the General Reserve.
- Summary of Significant Accounting Policies (Refer Note 1)
- The accompanying notes are an integral part of the consolidated financial statements

As per our report of even date attached.

**For S R B C & CO LLP**

**Chartered Accountants**

ICAI Firm Registration Number:

324982E/E300003

sd/-

**per Suresh Yadav**

Partner

Membership No.: 119878

**For & on behalf of the Board of Directors**

sd/-

**(A.M. Katariya)**

Chairman

DIN : 00112240

sd/-

**(S.D. Parakh)**

Managing Director

DIN : 00112324

sd/-

**(P.C. Mehta)**

Chief Financial Officer

sd/-

**(M.A. Kulkarni)**

Company Secretary

Place: Mumbai

Date: June 15, 2020

Place: Nashik

Date: June 15, 2020

## 01: SIGNIFICANT ACCOUNTING POLICIES

### A. Corporate Information

The consolidated financial statements comprise financial statements of Ashoka Buildcon Limited (the company) and its subsidiaries (collectively, the Group) for the year ended March 31, 2020.

The list of subsidiaries considered for the preparation of the consolidated financial statements are mentioned in Note 57 to the Consolidated Financial Statements.

Ashoka Buildcon Limited ("the Company") is a public limited company domiciled in India and incorporated on May 13, 1993 under the provision of Companies Act, 1956. The registered office of Company is located at Ashoka House, Ashoka Marg, Wadala road, Nashik, Maharashtra 422011. Shares of the Company are listed on Bombay Stock Exchange (BSE) and National Stock Exchange (NSE).

The Company is presently engaged in the business of construction of infrastructure facilities on Engineering, Procurement and Construction Basis (EPC) and Built, Operate and Transfer (BOT) Basis and Sale of Ready Mix Concrete. The Company has promoted Special Purpose Vehicles (SPVs) for some of its projects, wherein 'Toll Collection Rights' are received in exchange of the Construction Cost. For this, the SPVs significantly engage the services of the Company for contract related activities due to inherent execution capabilities / expertise and experience of the Company.

The financial statements were approved for issue by The Board of Directors on June 15, 2020.

### B. Significant Accounting Policies

#### a) Basis of preparation

The consolidated financial statements of the group have been prepared in accordance with the provisions of the Companies Act, 2013 and the Indian Accounting Standards (Ind AS) notified under the Companies (Indian Accounting Standards) Rules, 2015 read with Section 133 of the Companies Act, 2013 (as amended from time to time).

These financial statements include Balance sheet, Statement of Profit and Loss, Statement of Changes in Equity and Statement of Cash flows and notes, comprising a summary of significant accounting policies and other explanatory information and comparative information in respect of the preceding period.

The financial statements have been prepared on a historical cost basis, except for the following assets and liabilities which have been measured at fair value or revalued amount:

- Derivative financial instruments,

- Certain other financial assets and liabilities which have been measured at fair value (refer accounting policy regarding financial instruments).

#### b) Basis of Consolidation

The consolidated financial statements comprise the financial statements of the Company and its subsidiaries as at March 31, 2020. Control is achieved when the Group is exposed, or has rights, to variable returns from its involvement with the investee and has the ability to affect those returns through its power over the investee. Specifically, the Group controls an investee if and only if the Group has:

- Power over the investee (i.e. existing rights that give it the current ability to direct the relevant activities of the investee)
- Exposure, or rights, to variable returns from its involvement with the investee, and
- The ability to use its power over the investee to affect its returns.

Generally, there is a presumption that a majority of voting rights result in control. To support this presumption and when the Group has less than a majority of the voting or similar rights of an investee, the Group considers all relevant facts and circumstances in assessing whether it has power over an investee, including:

- The contractual arrangement with the other vote holders of the investee
- Rights arising from other contractual arrangements
- The Group's voting rights and potential voting rights
- The size of the group's holding of voting rights relative to the size and dispersion of the holdings of the other voting rights holders.

The Group re-assesses whether or not it controls an investee if facts and circumstances indicate that there are changes to one or more of the three elements of control. Consolidation of a subsidiary begins when the Group obtains control over the subsidiary and ceases when the Group loses control of the subsidiary. Assets, liabilities, income and expenses of a subsidiary acquired or disposed of during the year are included in the consolidated financial statements from the date the Group gains control until the date the Group ceases to control the subsidiary.



Consolidated financial statements are prepared using uniform accounting policies for like transactions and other events in similar circumstances. If a member of the group uses accounting policies other than those adopted in the consolidated financial statements for like transactions and events in similar circumstances, appropriate adjustments are made to that group member's financial statements in preparing the consolidated financial statements to ensure conformity with the group's accounting policies.

In certain subsidiaries, the company shareholders have entered into an agreement to subscribe to the equity shares of those subsidiaries in a predetermined ratio. As a result, the Company's share of Net Worth in these subsidiaries which was in excess of its investment is added to "NCI Reserve" under Reserves and Surplus.

The financial statements of all entities used for the purpose of consolidation are drawn up to same reporting date as that of the parent company, i.e., year ended on March 31, 2020.

#### Consolidation Procedure:

- Combine like items of assets, liabilities, equity, income, expenses and cash flows of the parent with those of its subsidiaries. For this purpose, income and expenses of the subsidiary are based on the amounts of the assets and liabilities recognised in the consolidated financial statements at the acquisition date.
- Offset (eliminate) the carrying amount of the parent's investment in each subsidiary and the parent's portion of equity of each subsidiary. Business combinations policy explains how to account for any related goodwill.
- Eliminate in full intragroup assets and liabilities, equity, income, expenses and cash flows relating to transactions between entities of the group (profits or losses resulting from intragroup transactions that are recognised in assets, such as inventory and fixed assets, are eliminated in full). Intragroup losses may indicate an impairment that requires recognition in the consolidated financial statements. Ind AS 12 Income Taxes applies to temporary differences that arise from the elimination of profits and losses resulting from intragroup transactions.
- The Build, Operate and Transfer (BOT) contracts are governed by service concession agreements with government authorities (grantors). These contracts are executed through special purpose vehicles (SPV) incorporated for this purpose. Under these agreements, the SPV's (operator)

does not own the road, but gets "Toll Collection Rights" or "Receivable under service concession arrangements" against Construction Services rendered. As per the principals of Appendix C – "Service Concession Arrangements" to Ind AS 115, such rights have been recognized as either intangible assets or financial assets in the financial statements of the SPV basis type of rights gets. Since the construction revenue earned by the operator is considered as exchanged with the grantor against toll collection rights, profit from such contracts is considered as realised. Accordingly, where work are sub-contracted to the Parent and/or fellow subsidiaries/ associates the intra group transactions pertaining to the BOT contracts and the profits thereon are taken as realized and not eliminated.

Profit or loss and each component of other comprehensive income (OCI) are attributed to the equity holders of the parent of the Group and to the non-controlling interests, even if this results in the non-controlling interests having a deficit balance. When necessary, adjustments are made to the financial statements of subsidiaries to bring their accounting policies into line with the Group's accounting policies. All intra-group assets and liabilities, equity, income, expenses and cash flows relating to transactions between members of the Group are eliminated in full on consolidation.

A change in the ownership interest of a subsidiary, without a loss of control, is accounted for as an equity transaction. If the Group loses control over a subsidiary, it:

- Derecognises the assets (including goodwill) and liabilities of the subsidiary
- Derecognises the carrying amount of any non-controlling interests
- Derecognises the cumulative translation differences recorded in equity
- Recognises the fair value of the consideration received
- Recognises the fair value of any investment retained
- Recognises any surplus or deficit in profit or loss
- Reclassifies the parent's share of components previously recognised in OCI to profit or loss or retained earnings, as appropriate, as would be required if the Group had directly disposed of the related assets or liabilities.

## c) Summary of Significant Accounting Policies

### 1. Business Combinations and Goodwill

In accordance with Ind AS 101 provisions related to first time adoption, the Group has elected to apply Ind AS accounting for business combinations prospectively from April 01, 2015. As such, previous GAAP balances relating to business combinations entered into before that date, including goodwill, have been carried forward. The same first time adoption exemption is also used for associates and joint ventures.

Business combinations are accounted for using the acquisition method. The cost of an acquisition is measured as the aggregate of the consideration transferred measured at acquisition date fair value and the amount of any non-controlling interests in the acquiree. For each business combination, the Group elects whether to measure the non-controlling interests in the acquiree at fair value or at the proportionate share of the acquiree's identifiable net assets. Acquisition-related costs are expensed as incurred.

At the acquisition date, the identifiable assets acquired and the liabilities assumed are recognised at their acquisition date fair values. For this purpose, the liabilities assumed include contingent liabilities representing present obligation and they are measured at their acquisition fair values irrespective of the fact that outflow of resources embodying economic benefits is not probable. However, the following assets and liabilities acquired in a business combination are measured at the basis indicated below:

- Deferred tax assets or liabilities, and the assets or liabilities related to employee benefit arrangements are recognised and measured in accordance with Ind AS 12 Income Tax and Ind AS 19 Employee Benefits respectively.
- Liabilities or equity instruments related to share based payment arrangements of the acquiree or share – based payments arrangements of the Group entered into to replace share-based payment arrangements of the acquiree are measured in accordance with Ind AS 102 Share-based Payments at the acquisition date.
- Assets (or disposal groups) that are classified as held for sale in accordance with Ind AS 105 Non-current Assets Held for Sale and

Discontinued Operations are measured in accordance with that standard.

- Reacquired rights are measured at a value determined on the basis of the remaining contractual term of the related contract. Such valuation does not consider potential renewal of the reacquired right.

When the Group acquires a business, it assesses the financial assets and liabilities assumed for appropriate classification and designation in accordance with the contractual terms, economic circumstances and pertinent conditions as at the acquisition date. This includes the separation of embedded derivatives in host contracts by the acquiree.

Business combinations arising from transfers of interests in entities that are under the common control are accounted at pooling of interest method. The difference between any consideration given and the aggregate historical carrying amounts of assets and liabilities of the acquired entity are recorded in shareholders' equity.

Goodwill on consolidation as on the date of transition represents the excess of cost of acquisition at each point of time of making the investment in the subsidiary over the Group's share in the net worth of a subsidiary. For this purpose, the Group's share of net worth is determined on the basis of the latest financial statements, prior to the acquisition, after making necessary adjustments for material events between the date of such financial statements and the date of respective acquisition. Capital reserve on consolidation represents excess of the Group's share in the net worth of a subsidiary over the cost of acquisition at each point of time of making the investment in the subsidiary. Goodwill arising on consolidation is not amortised, however, it is tested for impairment annually. In the event of cessation of operations of a subsidiary, the unimpaired goodwill is written off fully.

### 2. Investment in Joint Ventures

A joint venture is a type of joint arrangement whereby the parties that have joint control of the arrangement have rights to the net assets of the joint venture. Joint control is the contractually agreed sharing of control of an arrangement, which exists only when decisions about the relevant activities require unanimous consent of the parties sharing control.

The considerations made in determining whether significant

influence or joint control are similar to those necessary to determine control over the subsidiaries. The Group's investments in its joint venture is accounted for using the equity method. Under the equity method, the investment in a joint venture is initially recognised at cost. The carrying amount of the investment is adjusted to recognise changes in the Group's share of net assets of the joint venture since the acquisition date. Goodwill relating to the joint venture is included in the carrying amount of the investment and is not tested for impairment individually. The statement of profit and loss reflects the Group's share of the results of operations of the joint venture. Any change in OCI of those investees is presented as part of the Group's OCI. In addition, when there has been a change recognised directly in the equity of the joint venture, the Group recognises its share of any changes, when applicable, in the statement of changes in equity. If an entity's share of losses of the joint venture equals or exceeds its interest in the joint venture, the entity discontinues recognising its share of further losses. Additional losses are recognised only to the extent that the Group has incurred legal or constructive obligations or made payments on behalf of the joint venture. If the joint venture subsequently reports profits, the entity resumes recognising its share of those profits only after its share of the profits equals the share of losses not recognised. The aggregate of the Group's share of profit or loss of a joint venture is shown on the face of the statement of profit and loss. The financial statements of the joint venture are prepared for the same reporting period as the Group. When necessary, adjustments are made to bring the accounting policies in line with those of the Group. After application of the equity method, the Group determines whether it is necessary to recognise an impairment loss on its investment in the joint venture. At each reporting date, the Group determines whether there is objective evidence that the investment in the joint venture is impaired. If there is such evidence, the Group calculates the amount of impairment as the difference between the recoverable amount of the joint venture and its carrying value, and then recognises the loss as 'Share of profit of joint venture' in the statement of profit or loss.

### 3. Presentation of consolidated financial statements

The consolidated financial statements of the Group (except for Statement of Cash Flow) are prepared and presented in the format prescribed in Division II – Ind AS Schedule III ("Schedule III") to the Companies Act, 2013.

The Statement of Cash Flow has been prepared and presented as per the requirements of Ind AS 7 "Statement of Cash flows".

Amounts in the financial statements are presented in INR (Indian National Rupees) in Lakhs in as per the requirements of Schedule III. "Per share" data is presented in INR upto two decimals places.

### 4. Current versus Non-current classification

The Group presents assets and liabilities in the balance sheet based on current/non-current classification.

#### An asset is treated as current when it is:

- Expected to be realised or intended to be sold or consumed in normal operating cycle
- Held primarily for the purpose of trading
- Expected to be realised within twelve months after the reporting period, or
- Cash or cash equivalent unless restricted from being exchanged or used to settle a liability for at least twelve months after the reporting period.

All other assets are classified as non-current.

#### A liability is current when:

- It is expected to be settled in normal operating cycle
- It is held primarily for the purpose of trading
- It is due to be settled within twelve months after the reporting period, or
- There is no unconditional right to defer the settlement of the liability for at least twelve months after the reporting period

All other liabilities are classified as non-current.

### Deferred Tax

Deferred tax assets and liabilities are classified as non-current assets and liabilities.

### Operating Cycle

The operating cycle is the time between the acquisition of assets for processing and their realisation in cash and cash equivalents. The Group has identified twelve months as its operating cycle.

### 5. Fair Value measurement

The Group measures financial instruments, such as, derivatives at fair value at each balance sheet date.

Fair value is the price that would be received to sell an asset or paid to transfer a liability in an orderly transaction between market participants at the measurement date. The fair value measurement is based on the presumption that the transaction to sell the asset or transfer the liability takes place either:

- In the principal market for the asset or liability, or
- In the absence of a principal market, in the most advantageous market for the asset or liability

The principal or the most advantageous market must be accessible by the Group.

The fair value of an asset or a liability is measured using the assumptions that market participants would use when pricing the asset or liability, assuming that market participants act in their economic best interest.

A fair value measurement of a non-financial asset takes into account a market participant's ability to generate economic benefits by using the asset in its highest and best use or by selling it to another market participant that would use the asset in its highest and best use.

The Group uses valuation techniques that are appropriate in the circumstances and for which sufficient data is available to measure fair value, maximising the use of relevant observable inputs and minimising the use of unobservable inputs.

Fair value measurements are categorized into Level 1, 2 or 3 based on the degree to which the inputs to the fair value measurements are observable and the significance of the inputs to the fair value measurement in its entirety, which are described as follows:

- Level 1 inputs are quoted prices in active markets for identical assets or liabilities that entity can access at measurement date;
- Level 2 inputs are inputs, other than quoted prices included in Level 1, that are observable for the asset or liability, either directly or indirectly; and
- Level 3 inputs are unobservable inputs for the asset or liability.

For assets and liabilities that are recognised in the financial statements on a recurring basis, the Group determines whether transfers have occurred between levels in the hierarchy by re-assessing categorisation (based on the lowest level input that is significant to the fair value measurement as a whole) at the end of each reporting period.

For the purpose of fair value disclosures, the Group has determined classes of assets and liabilities on the basis of the nature, characteristics and risks of the asset or liability and the level of the fair value hierarchy as explained above.

## 6. Foreign Currency

### • Functional and presentation currency

The financial statements of the Group are presented using Indian National Rupee (₹), which is also our functional currency i.e. currency of the primary economic environment in which the Group operates.

### • Transactions and balances

Foreign currency transactions are translated into the respective functional currency using the exchange rates at the dates of the transactions. Foreign exchange gains and losses resulting from the settlement of such transactions and from the translation of monetary assets and liabilities denominated in foreign currencies at year end exchange rates are recognised in profit or loss.

## 7. Property, Plant and Equipment (PPE)

PPE is recognized when it is probable that future economic benefits associated with the item will flow to the Group and the cost of the item can be measured reliably. All items of PPE are stated at cost net of tax/duty credits availed, if any, less accumulated depreciation and cumulative impairment. Cost includes expenditure that is directly attributable to the acquisition and installation of such assets if any. Subsequent expenditure relating to Property, Plant and Equipment is capitalised only when it is probable that future economic benefits associated with the item will flow to the Group and the cost of the item can be measured reliably. When significant parts of plant and equipment are required to be replaced at intervals, the Group depreciates them separately based on their specific useful lives. Likewise, when a major inspection is performed, its cost is recognised in the carrying amount of the plant and equipment as a replacement if the recognition criteria are satisfied. All other repairs and maintenance costs are charged to the Statement of Profit and Loss as incurred.

Items such as spare parts and servicing equipment are recognised as PPE if they meet the definition of property, plant and equipment and are expected to be used for more than one year. All other items of spares and servicing equipments are classified as item of Inventories.

PPE not ready for the intended use on the date of the Balance Sheet is disclosed as "Capital Work-In-Progress" and carried at cost, comprising of directly attributable costs and related incidental expenses.

Decommissioning cost, if any, on Property Plant and Equipment are estimated at their present value and capitalized as part of such assets.

### Depreciation methods, estimated useful lives and residual value

Depreciation has been provided on the written down value method, as per the useful lives specified in schedule II to the Companies Act, 2013, or in the case of assets where the useful life was determined by technical evaluation carried out by the management's expert, in order to reflect the actual usage of the assets. The asset's useful lives are reviewed and adjusted, if appropriate, at the end of each reporting period. The useful lives of PPE are as under:



**Type of Asset with Useful Life**

Sr. No.	Category of assets	Sub-category of assets	Useful life as per schedule II	Useful life adopted by the Group
1	Plant and equipment	Concreting, Crushing, Pilling Equipment & Road Making Equipment	12	10
		Cranes with capacity of More than 100 Tonne	20	20
		Cranes with capacity of Less than 100 Tonne	15	15
		Material Handling/Pipeline/Welding	12	9
		Earth Moving equipment	9	9
		Mother Compressor, Online & booster compressor	10	10
		Plant & Machinery other than Compressors and Pipeline (CGS, Dispensers, Skids, Firefighting equipment)	15	15
		Cascades	20	20
		Pipeline (MDPE and Steel)	25	25
2	Office and equipment	Office and equipment	5	5
3	Computers and data processing equipment	End user devices	3	3
		Server	6	3
4	Furniture and Fixture / Signages	Furniture and Fixture / Signages	10	10
5	Vehicle	Motor buses, motor lorries and motor cars other than those used in a business of running them on hire	8	8
		Motor cycles, scooter and other mopeds	10	10
6	Buildings	Buildings other than factory building	60	60
		Temporary/Portable structure	3	3
7	General Laboratory Equipment		10	3
8	Plant & Equipment	Centering materials are depreciated on a Straight Line Basis over Useful life which has been defined as Four Years		

The Group, based on assessment made by technical expert and management estimate, depreciates certain items of building, plant and equipment over estimated useful lives which are different from the useful life prescribed in Schedule II to the Companies Act, 2013. The management believes that these estimated useful lives are realistic and reflect fair approximation of the period over which the assets are likely to be used.

**8. Intangible assets**

- Intangible Assets Under Service Concession Arrangements (Appendix A of “Ind AS 115 – Revenue from Contracts with Customers”)

In respect of Public to Private Arrangements (PPA), on a Built-Operate-Transfer (BOT) basis, Intangible Assets i.e. Right to collect toll/tariff are recognised when the Company has been granted rights to charge a toll/tariff from the users of such public services and such rights do not confer an unconditional right on the Company to receive cash or another Financial Asset and when it is probable that future economic benefits associated with the rights will flow to the Company and the cost of the asset can be measured reliably.

The Group constructs or upgrades infrastructure (construction or upgrade services) used to provide a public service and operates and maintains that infrastructure (operation services) for a specified period of time. These arrangements may include infrastructure used in a public-to-private service concession arrangement for its entire useful life.

Under the Concession Agreements, where the Group has received the right to charge users of the public service, such rights are recognised and classified as “Intangible Assets” in accordance with Appendix C-‘Service Concession Arrangements’ of Ind AS 115- ‘Revenue from Contracts with Customers’. Such right is not an unconditional right to receive consideration because the amounts are contingent to the extent that the public uses the service. The asset is recognised by the Group at cost (which is the fair value of the consideration received or receivable for the construction services delivered) and is



capitalized when the project is complete in all respects and when the subsidiary companies receives the completion certificate from the authority as specified in the Concession Agreement.

An asset carried under concession arrangements is derecognised on disposal or when no future economic benefits are expected from its future use or disposal.

Service Concession Arrangements that meet the definition of an Intangible Asset are recognised at cumulative construction cost, including related margins. Till completion of construction of the project, such arrangements are recognised as “Intangible Assets Under Development” and are recognised at cumulative construction cost, including related margins.

- **Premium Capitalization**

Under some of the concession agreements, the Group has contractual obligation to pay premium (concession fees) to National Highway Authority of India (“NHAI”), Grantor, over the concession period. Such obligation has been recognised on a discounted basis as ‘Intangible assets – License to Toll Collection’ and corresponding obligation for committed premium is recognised as liabilities.

- **Other Intangible assets**

Intangible assets are recognized when it is probable that future economic benefits attributable to the assets will flow to the Group and the cost of the asset can be measured reliably. Such Intangible Assets acquired by the Group are measured at cost less accumulated amortisation and any accumulated impairment losses. Cost includes expenditure that is directly attributable to the acquisition and installation of such assets.

### **Amortisation**

The intangible rights which are recognised in the form of right to charge users of the infrastructure asset are amortized by taking proportionate of actual revenue received for the year over Total Projected Revenue from project to Cost of Intangible assets i.e. proportionate of actual revenue earned for the year over Total Projected Revenue from the Intangible assets expected to be earned over the balance concession period as estimated by the management.

As required, total Projected Revenue reviewed by the management at the end of the each financial year and accordingly, the total projected revenue is adjusted to reflect any changes in the estimates which lead to the actual collection at the end of the concession period.

Right to collect tariff on Hydro project is amortised on a Straight Line basis over the concession period.

Amortisation on Software has been provided on the written

down value method, as per the useful lives specified in Schedule II to the Companies Act, 2013.

## **9. Impairment of Non-Financial Assets**

Assets are tested for impairment whenever events or changes in circumstances indicate that the carrying amount may not be recoverable. An impairment loss is recognised for the amount by which the asset’s carrying amount exceeds its recoverable amount. The recoverable amount is the higher of an asset’s fair value less costs of disposal and value in use

## **10. Non-current assets held for sale**

The Group classifies non-current assets and disposal groups as ‘Held For Sale’ if their carrying amounts will be recovered principally through a sale rather than through continuing use and sale is highly probable i.e. actions required to complete the sale indicate that it is unlikely that significant changes to the sale will be made or that the decision to sell will be withdrawn.

Non-current assets held for sale and disposal groups are measured at the lower of their carrying amount and the fair value less costs to sell. Assets and liabilities classified as held for sale are presented separately in the balance sheet.

Property, plant and equipment and intangible assets once classified as held for sale are not depreciated or amortised.

## **11. Financial instruments**

### **Initial Recognition**

Financial instruments i.e. Financial Assets and Financial Liabilities are recognised when the Group becomes a party to the contractual provisions of the instruments. Financial instruments are initially measured at fair value. Transaction costs that are directly attributable to the acquisition or issue of financial instruments (other than financial instruments at fair value through profit or loss) are added to or deducted from the fair value of the financial instruments, as appropriate, on initial recognition. Transaction costs directly attributable to the acquisition of financial instruments assets or financial liabilities at fair value through profit or loss are recognised in profit or loss.

### **Financial Assets**

#### **Subsequent Measurement**

All recognised financial assets are subsequently measured at amortized cost using effective interest method except for financial assets carried at fair value through Profit and Loss (FVTPL) or fair value through other comprehensive income (FVOCI).

- **Equity investments in Subsidiaries and Joint Venture**

The Group accounts for the investment in subsidiaries and joint ventures and other equity investments in subsidiary companies at cost in accordance with Ind

### AS 27 - 'Separate Financial Statements'.

Investment in Compulsory Convertible Debentures of subsidiary company is treated as equity investments, since they are convertible into equity shares of subsidiary.

Investments in debt instruments issued by subsidiary company are classified as "Other Equity Investments" if they meet the definition of equity.

Investment made by way of Financial Guarantee contracts in subsidiary, associate and joint venture companies are initially recognised at fair value of the Guarantee. They are not re-measured subsequently.

- Equity investments (other than investments in subsidiaries and joint venture)

All equity investments falling within the scope of Ind-AS 109 are mandatorily measured at Fair Value through Profit and Loss (FVTPL) with all fair value changes recognized in the Statement of Profit and Loss.

The Group has an irrevocable option of designating certain equity instruments as FVOCI. Option of designating instruments as FVOCI is done on an instrument-by-instrument basis. The classification made on initial recognition is irrevocable.

If the Group decides to classify an equity instrument as FVOCI, then all fair value changes on the instrument are recognized in Statement of Other Comprehensive Income (SOCI). Amounts from SOCI are not subsequently transferred to profit and loss, even on sale of investment.

- Investment in preference shares

Investment in preference shares are classified as debt instruments and carried at Amortised cost if they are not convertible into equity instruments and are not held to collect contractual cash flows. Other Investment in preference shares which are classified as Debt instruments are carried at FVTPL.

Investment in convertible preference shares of subsidiaries and Joint Venture companies are treated as equity instruments and carried at cost. Other Investment in convertible preference shares which are classified as equity instruments are mandatorily carried at FVTPL.

- Financial Assets Under Service Concession Arrangements (Appendix C of "Ind AS 115 – Revenue from Contracts with Customers")

The Group constructs or upgrades infrastructure (construction or upgrade services) used to provide a public service and operates and maintains that infrastructure (operation services) for a specified

period of time. These arrangements may include infrastructure used in a public-to-private service concession arrangement for its entire useful life.

The Group recognises the considerations given by the grantor i.e. National Highway Authority of India ('NHAI') in accordance with Appendix C- 'Service Concession Arrangements' of Ind AS 115- 'Revenue from Contracts with Customers'. The Group recognises a financial asset to the extent that it has an unconditional contractual right to receive cash or another financial asset from or at the direction of the grantor of the contract for the construction services; the grantor has little, if any, discretion to avoid payment, usually because the agreement is enforceable by law.

- De-recognition

A financial asset is primarily derecognized when the rights to receive cash flows from the asset have expired, or the Group has transferred its rights to receive cash flows from the asset or has assumed an obligation to pay the received cash flows in full without material delay to a third party under a pass-through arrangement; and with that a) the Group has transferred substantially all the risks and rewards of the asset, or b) the Group has neither transferred nor retained substantially all the risks and rewards of the asset, but has transferred control of the asset.

- Impairment of financial assets

The Group assesses at each date of balance sheet whether a financial asset or a group of financial assets is impaired. Ind AS 109 requires expected credit losses to be measured through a loss allowance. The Group recognises lifetime expected losses for all trade receivables and/or contract assets that do not constitute a financing transaction. For all other financial assets, expected credit losses are measured at an amount equal to the 12 month expected credit losses or at an amount equal to the life time expected credit losses if the credit risk on the financial asset has increased significantly since initial recognition.

## Financial Liabilities

### Classification

Financial liabilities and equity instruments issued by the Group are classified according to the substance of the contractual arrangements entered into and the definitions of a financial liability and an equity instrument.

### Subsequent measurement

Loans and borrowings are subsequently measured at amortised cost using Effective Interest Rate (EIR), except for financial liabilities at fair value through profit or loss. Amortised cost is calculated by taking into account any discount or premium on acquisition and fees or costs that

are an integral part of the EIR. Amortisation arising on unwinding of the financial liabilities as per EIR is included as a part of Finance Costs in the Statement of Profit and Loss.

Financial liabilities recognised at FVTPL, including derivatives, are subsequently measured at fair value.

- **Compound financial instruments**

Compound financial instruments issued by the Group is an instrument which creates a financial liability on the issuer and which can be converted into fixed number of equity shares at the option of the holders.

Such instruments are initially recognised by separately accounting the liability and the equity components. The liability component is initially recognised at the fair value of a comparable liability that does not have an equity conversion option. The equity component is initially recognised as the difference between the fair value of the compound financial instrument as a whole and the fair value of the liability component. The directly attributable transaction costs are allocated to the liability and the equity components in proportion to their initial carrying amounts.

Subsequent to initial recognition, the liability component of the compound financial instrument is measured at amortised cost using the effective interest method. The equity component of a compound financial instrument is not re-measured subsequently.

- **Financial guarantee contracts**

Financial guarantee contracts are initially recognised as a liability at fair value. The liability is subsequently measured at carrying amount less amortization or amount of loss allowance determined as per impairment requirements of Ind AS 109, whichever is higher. Amortisation is recognised as finance income in the Statement of Profit and Loss.

- **De-recognition**

A financial liability is derecognised when the obligation under the liability is discharged or cancelled or expires.

#### **Offsetting financial instruments**

Financial assets and liabilities are offset and the net amount is reported in the balance sheet where there is a legally enforceable right to offset the recognised amounts and there is an intention to settle on a net basis or realise the asset and settle the liability simultaneously.

#### **Re-classification of financial instruments**

The Group determines classification of financial assets and liabilities on initial recognition. After initial recognition, no

reclassification is made for financial assets, such as equity instruments designated at FVTPL or FVOCI and financial liabilities. For financial assets which are debt instruments, a reclassification is made only if there is a change in the business model for managing those assets.

#### **12. Cash dividend and non-cash distribution to equity holders**

The Group recognises a liability to make cash or non-cash distributions to its equity holders when the distribution is authorised and the distribution is no longer at the discretion of the Group. As per the corporate laws in India, a distribution is authorised when it is approved by the shareholders. A corresponding amount is recognised directly in equity.

Non-cash distributions are measured at the fair value of the assets to be distributed with fair value re-measurement recognised directly in equity.

Upon distribution of non-cash assets, any difference between the carrying amount of the liability and the carrying amount of the assets distributed is recognised in the statement of profit and loss.

Dividends paid/payable are recognised in the year in which the related dividends are approved by the Shareholders or Board of Directors as appropriate.

#### **13. Earnings per share**

The Group's Earnings per Share ('EPS') is determined based on the net profit attributable to the shareholders' of the Group.

Basic earnings per share is calculated by dividing the profit from continuing operations and total profit, both attributable to equity shareholders of the Group by the weighted average number of equity shares outstanding during the period.

Diluted earnings per share is computed using the weighted average number of common and dilutive shares outstanding during the year including share based payments, except where the result would be anti-dilutive.

#### **14. Revenue recognition**

##### **A) Revenue**

Revenue from contracts with customers is recognised when control of the goods or services are transferred to the customer at an amount that reflects the consideration to which the Company expects to be entitled in exchange for those goods or services. The Company has generally concluded that it is the principal in its revenue arrangements, except for the agency services below, because it typically controls the goods or services before transferring them to the customer.

- **Revenue Recognition under Service Concession Arrangements**

In case of entities involved in construction and maintenance of Roads, revenue are recognised in line with the Appendix C to Ind AS 115 – Revenue from Contracts with Customers. The revenue is recognized in the period of collection which generally coincide as and when the traffic passes through toll plazas.

- **Revenue from construction contracts.**

Performance obligation in case of long - term construction contracts satisfied over a period of time, since the Group creates an asset that the customer controls as the asset is created and the Group has an enforceable right to payment for performance completed to date if it meets the agreed specifications.

Revenue from long term construction contracts, where the outcome can be estimated reliably and 5% of the project cost is incurred, is recognized under the percentage of completion method by reference to the stage of completion of the contract activity.

The stage of completion is measured by input method i.e. the proportion that costs incurred to date bear to the estimated total costs of a contract. The percentage-of-completion method (an input method) is the most faithful depiction of the Group's performance because it directly measures the value of the services transferred to the customer.

The total costs of contracts are estimated based on technical and other estimates. In the event that a loss is anticipated on a particular contract, provision is made for the estimated loss. Contract revenue earned in excess of billing is reflected under as "contract asset" and billing in excess of contract revenue is reflected under "contract liabilities".

Retention money receivable from project customers does not contain any significant financing element, these are retained for satisfactory performance of contract.

In case of long - term construction contracts payment is generally due upon completion of milestone as per terms of contract. In certain contracts, short-term advances are received before the performance obligation is satisfied.

The major component of contract estimate is "budgeted cost to complete the contract" and on assumption that contract price will not reduce

vis-à-vis agreement values. While estimating the various assumptions are considered by management such as:

- Work will be executed in the manner expected so that the project is completed timely;
- Consumption norms will remain same;
- Cost escalation comprising of increase in cost to complete the project are considered as a part of budgeted cost to complete the project etc.

Due to technical complexities involved in the budgeting process, contract estimates are highly sensitive to changes in these assumptions. All assumptions are reviewed at each reporting date.

- **Service contracts.**

For service contracts (including maintenance contracts) in which the Group has the right to consideration from the customer in an amount that corresponds directly with the value to the customer of the Group's performance completed to date, revenue is recognized when services are performed and contractually billable. For all other service contracts, the Group recognizes revenue over time using the cost-to-cost percentage-of-completion method. Service contracts that include multiple performance obligations are segmented between types of services. For contracts with multiple performance obligations, the Group allocates the transaction price to each performance obligation using an estimate of the stand-alone selling price of each distinct service in the contract.

When it is probable that total contract costs will exceed total contract revenue, expected loss, if any, on a contract is recognised as expense in the period in which it is foreseen, irrespective of the stage of completion of the contract.

- **Variable consideration.**

The nature of the Group's contracts gives rise to several types of variable consideration, including claims and unpriced change orders; award and incentive fees; change in law; and liquidated damages and penalties. The Group recognizes revenue for variable consideration when it is probable that a significant reversal in the amount of cumulative revenue recognized will not occur. The Group estimates the amount of revenue to be recognized on variable consideration using the expected value (i.e., the sum of a probability-weighted amount) or the most likely amount



method, whichever is expected to better predict the amount.

The Group's claim for extra work, incentives and escalation in rates relating to execution of contracts are recognized as revenue in the year in which said claims are finally accepted by the clients. Claims under arbitration/disputes are accounted as income based on final award. Expenses on arbitration are accounted as incurred.

Before including any amount of variable consideration in the transaction price, the Group considers whether the amount of variable consideration is constrained. The Group determined that the estimates of variable consideration are not constrained based on its historical experience, business forecast and the current economic conditions. In addition, the uncertainty on the variable consideration will be resolved within a short time frame.

- **Warranties Obligation.**

The Company provides for contractual obligations to periodically service, repair or rectify any defective work during the defect liability period as well as towards contractual obligations to restore the infrastructure at periodic intervals. Provisions are measured based on management's estimate required to settle the obligation at the balance sheet date and are discounted using a rate that reflects the time value of money. When discounting is used, the increase in the provision due to the passage of time is recognized as finance cost. The same is reviewed at each balance sheet date and adjustments if any to the carrying amount is provided for accordingly.

In case of service concession arrangement classified as financial assets, expenses recognized in the period in which such costs are actually incurred.

- **Annuity Income under Service Concession Arrangements**

Revenue from annuity based projects is recognised in the Statement of Profit and Loss over the concession period of the respective projects based on the implicit rate of return embedded in the projected cash flows. Such income is duly adjusted for any variation in the amount and timing of the cash flows in the period in which such variation occurs.

- **Sale of Goods**

Revenue from sale of goods is recognised at the point in time when control of the asset is transferred to the customer, generally on delivery of the goods.

Sale of Natural Gas is recognized on supply of gas to customers by metered/assessed measurements as no significant uncertainty exists regarding the measurability or collectability of the sale consideration. Revenue on sale of Compressed Natural Gas (CNG) is recognized on sale of gas to consumers from retail outlets.

- Income from share of profit/loss in partnership firm / Limited liability partnerships is recognised only when the profit/income is ascertained and there is certainty as to amount of income.
- Interest income is recognized on a time proportion basis, by reference to the principal outstanding and the applicable EIR.
- Dividend is recognised when the Group's right to receive the payment is established.

## **B) Contract Balances**

### **Contract Assets**

A contract asset is the right to consideration in exchange for goods or services transferred to the customer. If the Group performs by transferring goods or services to a customer before the customer pays consideration or before payment is due, a contract asset is recognised for the earned consideration that is conditional.

Contract assets represent revenue recognized in excess of amounts billed and include unbilled receivables. Unbilled receivables, which represent an unconditional right to payment subject only to the passage of time, are reclassified to accounts receivable when they are billed under the terms of the contract.

### **Trade Receivables**

A receivable represents the Group's right to an amount of consideration that is unconditional (i.e., only the passage of time is required before payment of the consideration is due). Refer to accounting policies of financial assets in point 11 of Accounting Policies – Financial Instruments.

### **Contract Liabilities**

A contract liability is the obligation to transfer goods or services to a customer for which the Group has received consideration (or an amount of consideration is due) from the customer. If a customer pays consideration before the Group transfers goods or services to the



customer, a contract liability is recognised when the payment is made, or the payment is due (whichever is earlier). Contract liabilities are recognised as revenue when the Group performs under the contract.

Contract liabilities includes unearned revenue which represent amounts billed to clients in excess of revenue recognized to date and advances received from customers. For contracts where progress billing exceeds, the aggregate of contract costs incurred to date plus recognised profits (or minus recognised losses, as the case may be), the surplus is shown as contract liability and termed as unearned revenue. Amounts received before the related work is performed are disclosed in the balance sheet as contract liability and termed as advances received from customers.

## 15. Inventories

Inventory of Raw Materials, Stores and spares and land are valued at cost or net realizable value whichever is lower. Cost includes all non-refundable taxes and expenses incurred to bring the inventory to present location. Cost is determined using weighted average method of valuation.

Net realisable value is the estimated selling price in the ordinary course of business, less estimated costs of completion and the estimated costs necessary to make the sale.

## 16. Borrowing costs

Borrowing costs that are directly attributable to the acquisition, construction or production of a qualifying asset are capitalised during the period of time that is required to complete and prepare the asset for its intended use or sale. Qualifying assets are assets that necessarily take a substantial period of time to get ready for their intended use or sale.

- Borrowing cost under Service Concession Arrangements

Borrowing costs attributable to the construction of qualifying assets under service concession arrangement classified as intangible asset, are capitalised to the date of its intended use.

Borrowing costs attributable to concession arrangement classified as financial assets are charged to Statement of Profit and Loss in the period in which such costs are incurred.

- Other borrowing costs are charged to Statement of Profit and Loss in the period in which they are incurred.

## 17. Provisions & Contingencies

Provisions are recognised when the Group has a present legal or constructive obligation as a result of past events for which it is probable that an outflow of resources will

be required to settle the obligation and the amount can be reliably estimated as at the balance sheet date. Provisions are measured based on management's estimate required to settle the obligation at the balance sheet date and are discounted using a rate that reflects the time value of money. When discounting is used, the increase in the provision due to the passage of time is recognised as a finance cost.

### Other Litigation claims

Provision for litigation related obligation represents liabilities that are expected to materialise in respect of matters in appeal.

### Onerous contracts

A provision for onerous contracts is measured at the present value of the lower expected costs of terminating the contract and the expected cost of continuing with the contract. Before a provision is established, the Group recognises impairment on the assets with the contract.

### Contingencies

A disclosure for a contingent liability is made when there is a possible obligation or a present obligation that may, but will probably not, require an outflow of resources. Information on contingent liabilities is disclosed in the notes to financial statements unless the possibility of an outflow of resources embodying economic benefit is remote.

A contingent asset is not recognised but disclosed in the financial statements where an inflow of economic benefit is probable.

## 18. Provision for Defect Liability Period (DLP) / Resurfacing obligations

The Group provides for contractual obligations to periodically service, repair or rectify any defective work during the defect liability period as well as towards contractual obligations to restore the infrastructure at periodic intervals. Provisions are measured based on management's estimate required to settle the obligation at the balance sheet date and are discounted using a rate that reflects the time value of money. When discounting is used, the increase in the provision due to the passage of time is recognised as a finance cost. The same is reviewed at each balance sheet date and adjustments if any to the carrying amount is provided for accordingly.

In case of service concession arrangements classified as financial assets, expenses recognised in the period in which such costs are actually incurred.

## 19. Leases

### Group as a lessee

The Group applies a single recognition and measurement approach for all leases, except for short-term leases and

leases of low-value assets. The Group recognises lease liabilities to make lease payments and right-of-use assets representing the right to use the underlying assets.

**i. Right-of-use assets**

The Group recognises right-of-use assets at the commencement date of the lease. Right-of-use assets are measured at cost, less any accumulated depreciation and impairment losses, and adjusted for any remeasurement of lease liabilities. The cost of right-of-use assets includes the amount of lease liabilities recognised, initial direct costs incurred, lease payments made at or before the commencement date less any lease incentives received. Right-of-use assets are depreciated on a straight-line basis from the commencement date to the end of lease term.

If ownership of the leased asset transfers to the Company at the end of the lease term or the cost reflects the exercise of a purchase option, depreciation is calculated using the estimated useful life of the asset.

The right-of-use assets are also subject to impairment. Refer to the accounting policies of Impairment of non-financial assets.

**ii. Lease liabilities**

At the commencement date of the lease, the Group recognises lease liabilities measured at the present value of lease payments to be made over the lease term. The lease payments include fixed payments less any lease incentives receivable, variable lease payments that depend on an index or a rate, and amounts expected to be paid under residual value guarantees. The lease payments also include the exercise price of a purchase option reasonably certain to be exercised by the Group and payments of penalties for terminating the lease, if the lease term reflects the Group exercising the option to terminate. Variable lease payments that do not depend on an index or a rate are recognised as expenses in the period in which the event or condition that triggers the payment occurs.

In calculating the present value of lease payments, the Group uses its incremental borrowing rate at the lease commencement date because the interest rate implicit in the lease is not readily determinable.

After the commencement date, the amount of lease liabilities is increased to reflect the accretion of interest and reduced for the lease payments made. In addition, the carrying amount of lease liabilities is remeasured if there is a modification, a change in the lease term, a change in the lease payments or a change in the assessment of an option to purchase the underlying asset.

**iii. Short term leases and leases of low value of assets**

The Group applies the short-term lease recognition exemption to its short-term leases of machinery and equipment. It also applies the lease of low-value assets recognition exemption to leases that are considered to be low value. Lease payments on short-term leases and leases of low-value assets are recognised as expense on a straight-line basis over the lease term.

**Group as a lessor**

Leases in which the Company does not transfer substantially all the risks and rewards incidental to ownership of an asset are classified as operating leases. Rental income arising is accounted for on a straight-line basis over the lease terms. Initial direct costs incurred in negotiating and arranging an operating lease are added to the carrying amount of the leased asset and recognised over the lease term on the same basis as rental income. Contingent rents are recognised as revenue in the period in which they are earned.

**20. Taxes**

Income tax expense for the period is the tax payable on the current period's taxable income based on the applicable income tax rate and changes in deferred tax assets and liabilities attributable to temporary differences. The current income tax charge is calculated in accordance with the provisions of the Income Tax Act 1961.

Deferred income tax is determined using tax rates (and laws) that have been enacted or substantially enacted at the end of the reporting period and are expected to apply when the related deferred income tax asset is realised or the deferred income tax liability is settled.

Deferred tax liabilities are recognised for all taxable temporary differences and deferred tax assets are recognised for all deductible temporary differences and brought forward losses only if it is probable that future taxable profit will be available to realise the temporary differences.

Current tax assets and tax liabilities are offset where the entity has a legally enforceable right to offset and intends either to settle on a net basis, or to realise the asset and settle the liability simultaneously.

Current and deferred tax is recognised in profit or loss, except to the extent that it relates to items recognised in other comprehensive income or directly in equity. In this case, the tax is also recognised in other comprehensive income or directly in equity, respectively.

Minimum alternate tax (MAT) paid in a year is charged to the statement of profit and loss as current tax for the year. The deferred tax asset is recognised for MAT credit available only to the extent that it is probable that the Group will pay normal income tax during the specified period, i.e., the period for which MAT credit is allowed to be

carried forward. In the year in which the Group recognizes MAT credit as an asset, it is created by way of credit to the statement of profit and loss and shown as part of deferred tax asset. The Group reviews the “MAT credit entitlement” asset at each reporting date and writes down the asset to the extent that it is no longer probable that it will pay normal tax during the specified period.

## 21. Employee benefits

### Short-term obligations

All employee benefits falling due wholly within twelve months of rendering the service are classified as short term employee benefits. These are expensed as the related service is provided. A liability is recognised for the amount expected to be paid if the Group has a present legal or constructive obligation to pay this amount as a result of past service provided by the employee and the obligation can be estimated reliably.

### Post-employment obligations i.e.

- Defined benefit plans and
- Defined contribution plans.

### Defined benefit plans:

The employees’ gratuity fund scheme, managed by Life Insurance Corporation (LIC) is a defined benefit plan. The present value of obligation is determined based on actuarial valuation carried out as at the end of each financial year using the Projected Unit Credit Method.

The obligation is measured at the present value of the estimated future cash flows. The discount rate used for determining the present value of the obligation under defined benefit plans, is based on the market yield on government securities, of a maturity period equivalent to the weighted average maturity profile of the related obligations at the Balance Sheet date.

Re-measurement, comprising actuarial gains and losses, the effect of the changes to the asset ceiling (if applicable) and the return on plan assets (excluding net interest), is reflected immediately in the balance sheet with a charge or credit recognised in other comprehensive income in the period in which they occur. Re-measurement recognised in other comprehensive income is reflected immediately in retained earnings and is not reclassified to profit or loss. Past service cost is recognised in the statement of profit or loss in the period of a plan amendment. Net interest is calculated by applying the discount rate at the beginning of the period to the net defined benefit liability or asset.

### Defined contribution plans:

The Group’s contribution to provident fund, employee state insurance scheme, superannuation fund and National Pension Scheme (NPS) are considered as defined contribution plans and are charged as an expense as they

fall due based on the amount of contribution required to be made and when services are rendered by the employee.

## 22. Cash and cash equivalents

Cash and cash equivalent in the balance sheet comprise cash at banks and on hand and short-term deposits with an original maturity of three months or less, which are subject to an insignificant risk of changes in value.

For the purpose of the statement of cash flows, cash and cash equivalents consist of cash and short-term deposits, as defined above, net of outstanding bank overdrafts as they are considered an integral part of the Group’s cash management.

## 23. Segment Reporting

Operating segments are reported in a manner consistent with the internal reporting provided to the Chief Operating Decision Maker, who regularly monitors and reviews the operating result for following operating segments of the Group:

- i. Construction & Contract Related Activity
- ii. BOT
- iii. Sale of Goods

## 24. Transition to Ind AS 116 Leases

The Ministry of Corporate Affairs (“MCA”) through the Companies (Indian Accounting Standards) Amendment Rules, 2019 has notified Ind AS 116 Leases (‘Ind AS 116’) which replaces the existing lease standard, Ind AS 17 Leases. Ind AS 116 sets out the principles for recognition, measurement, presentation and disclosure of leases for both lessees and lessors.

Effective April 1, 2019, the Group has adopted Ind AS 116 – Leases and applied the standard to all lease contracts existing on April 1, 2019 using the modified retrospective method. The Group has recorded the lease liability at the present value of the lease payments discounted at the incremental borrowing rate at the date of initial application and right of use asset at an amount equal to the lease liability adjusted for any prepayments/accruals recognised in the balance sheet as on March 31, 2019. The above approach has resulted in a recognition of a right-of-use assets of ₹ 2,132.94 Lakhs and a lease liability of ₹ 1,945.48 Lakhs on the date of initial application i.e. April 1, 2019, including right-of-use asset amounting to ₹187.46 Lakhs which were recognised as finance lease asset under erstwhile lease standard. There is no impact on retained earnings as on April 1, 2019.

Further details about leases are given in Note 50.

## Notes to Consolidated Financial Statements for the year ended March 31, 2020

### Note 2 : Property, Plant and Equipment

(₹ In Lakhs)

Particulars	Land and Buildings	Land (Leased)	Plant and Machinery	Vehicles	Office Equipments	Data Processing Equipments	Furnitures and Fixtures	Total
<b>Cost or valuation</b>								
At April 01, 2018	9,113.13	97.53	28,102.23	2,724.19	1,121.00	908.42	520.29	42,586.79
Additions	420.92	95.12	22,699.25	1,422.28	513.31	283.51	194.87	25,629.26
Disposals	-	-	(433.08)	(15.10)	(14.98)	(17.90)	(4.45)	(485.51)
<b>At March 31, 2019</b>	<b>9,534.05</b>	<b>192.65</b>	<b>50,368.40</b>	<b>4,131.37</b>	<b>1,619.33</b>	<b>1,174.03</b>	<b>710.71</b>	<b>67,730.54</b>
Additions	1,283.82	-	6,887.07	520.20	273.20	102.73	31.34	9,098.36
Disposals	(17.31)	(192.65)	(219.50)	(88.98)	(284.00)	(8.56)	(1.86)	(812.86)
<b>At March 31, 2020</b>	<b>10,800.56</b>	<b>-</b>	<b>57,035.97</b>	<b>4,562.59</b>	<b>1,608.53</b>	<b>1,268.20</b>	<b>740.19</b>	<b>76,016.04</b>
<b>Depreciation</b>								
At April 01, 2018	1,122.06	3.87	12,448.93	1,323.33	723.80	614.68	268.58	16,505.25
Charge for the year	510.91	1.19	6,379.54	631.05	466.39	236.58	73.57	8,299.23
Disposals	-	-	(284.61)	(17.53)	(7.59)	(6.72)	(2.89)	(319.35)
<b>At March 31, 2019</b>	<b>1,632.97</b>	<b>5.06</b>	<b>18,543.86</b>	<b>1,936.85</b>	<b>1,182.60</b>	<b>844.54</b>	<b>339.26</b>	<b>24,485.14</b>
Charge for the year	569.77	-	9,034.48	776.96	375.29	229.43	93.57	11,079.50
Disposals	(0.52)	(5.06)	(127.10)	(68.97)	(211.71)	(7.74)	(1.10)	(422.20)
<b>At March 31, 2020</b>	<b>2,202.22</b>	<b>-</b>	<b>27,451.24</b>	<b>2,644.84</b>	<b>1,346.20</b>	<b>1,066.23</b>	<b>431.73</b>	<b>35,142.44</b>
<b>Net Book Value</b>								
At March 31, 2020	8,598.34	-	29,584.73	1,917.75	262.33	201.97	308.46	40,873.58
At March 31, 2019	7,901.08	187.59	31,824.54	2,194.52	436.73	329.49	371.45	43,245.40

#### A. Of the above assets, following are the assets given on operating lease.

(₹ In Lakhs)

Particulars	As at March 31, 2020		As at March 31, 2019	
	Gross Block	Net Block	Gross Block	Net Block
Land and Buildings	2,973.21	2,340.98	2,369.68	2,253.02
Plant & Machineries	577.05	261.63	365.10	252.23
Office equipments	401.44	34.36	387.85	132.22
Data processing equipments	189.44	8.21	187.62	148.53
Furniture and fixtures	407.32	191.02	358.12	133.08
<b>Total</b>	<b>4,548.46</b>	<b>2,836.20</b>	<b>3,668.37</b>	<b>2,919.08</b>

- B. Buildings includes Gross Block of ₹ 151.64 Lakhs (Previous Period ₹ 151.64 Lakhs) as at March 31, 2020, for which title deeds are yet to be executed in the name of the Company.
- C. Depreciation during the year ended March 31, 2020 is adjusted against Provision for DLP and Depreciation capitalised in one of the group company amounting to ₹ 12.18 lakhs (Previous year ₹ 105.82 lakhs)

## Notes to Consolidated Financial Statements for the year ended March 31, 2020

### Note 2A

#### Right of Use Assets (Refer Note 49)

(₹ In Lakhs)

Particulars	Land	Buildings	Plant and Equipment	Total
<b>Cost</b>				
Balance as on 1st April 2019 due to adoption of Ind AS 116	1,153.17	415.15	570.04	2,138.36
Additions during the year	6.72	64.99	-	71.71
Deletion during the year	(6.72)	-	-	(6.72)
<b>Balance as at 31st March, 2020</b>	<b>1,153.17</b>	<b>480.14</b>	<b>570.04</b>	<b>2,203.35</b>
<b>Accumulated depreciation and impairment</b>				
Balance as on 1st April 2019 due to adoption of Ind AS 116	5.06			5.06
Deprecation for the year (Refer Note C)	410.37	98.86	466.52	975.75
Deduction	(2.37)			(2.37)
<b>Balance as at 31st March, 2020</b>	<b>413.06</b>	<b>98.86</b>	<b>466.52</b>	<b>978.44</b>
<b>Net Carrying Amount as at March 31, 2020</b>	<b>740.11</b>	<b>381.28</b>	<b>103.52</b>	<b>1,224.91</b>

### 3 : Intangible Assets

(₹ In Lakhs)

Particulars	Softwares	Licences to Collect Toll	Advertisement Licences	Goodwill on Consolidation	Total
<b>Cost or valuation</b>					
At April 01, 2018	20.43	8,89,339.05	44.56	2,974.59	8,92,378.63
Additions	666.28	6.44	-	-	672.72
Disposals	-	(312.54)	-	-	(312.54)
<b>At March 31, 2019</b>	<b>686.71</b>	<b>8,89,032.95</b>	<b>44.56</b>	<b>2,974.59</b>	<b>8,92,738.81</b>
Additions	45.97	-	-	-	45.97
Disposals	-	(1,979.72)	-	-	(1,979.72)
<b>At March 31, 2020</b>	<b>732.69</b>	<b>8,87,053.23</b>	<b>44.56</b>	<b>2,974.59</b>	<b>8,90,805.06</b>
<b>Accumulated amortisation</b>					
At April 01, 2018	15.01	1,27,960.56	29.70	2,974.59	1,30,979.86
Charge for the year	318.88	17,310.99	-	-	17,629.87
Disposals / Adjustments	-	-	-	-	-
<b>At March 31, 2019</b>	<b>333.89</b>	<b>1,45,271.55</b>	<b>29.70</b>	<b>2,974.59</b>	<b>1,48,609.73</b>
Charge for the year	218.47	17,701.85	14.86	-	17,935.18
Disposals / Adjustments	-	(1,979.72)	-	-	(1,979.72)
<b>At March 31, 2020</b>	<b>552.36</b>	<b>1,60,993.68</b>	<b>44.56</b>	<b>2,974.59</b>	<b>1,64,565.19</b>
<b>Net Book Value</b>					
At March 31, 2020	180.33	7,26,059.55	-	-	7,26,239.88
At March 31, 2019	352.82	7,43,761.40	14.86	-	7,44,129.08

#### A. Arbitration related to intangible asset under development

As per the Service Concession Agreement entered by one of the Subsidiary Company, it has assumed an obligation to construct the road amidst 7.944 km of Forest Area. The Subsidiary has incurred costs amounting to INR 1,626.66 Lakhs towards the same. However, statutory clearance for the same is still awaited and construction is not completed as at the reporting date. The amount spent till date has been recognised under Intangible Assets under Development.

The Subsidiary has claimed certain amounts from NHAI which are under arbitration. As all the hearings of the Arbitration proceedings are completed and the management is awaiting final order from the Arbitrator, the management believes that, in view of the claims receivable by the subsidiary and the probability of claims being crystallized, the value of the intangible assets, including those included in the Intangible assets Under Development would be realised and no impairment provision is required.



## Notes to Consolidated Financial Statements for the year ended March 31, 2020

### 4 Contract Assets

(₹ In Lakhs)

Particulars	As at 31-Mar-20	As at 31-Mar-19
Receivables against Service Concession Arrangements	1,54,230.18	80,020.10
Total	1,54,230.18	80,020.10

- Contract assets are initially recognised for revenue earned from construction projects contracts, as receipt of consideration is conditional on successful completion of project milestones/certification. Upon completion of milestone and acceptance/certification by the customer, the amounts recognised as contract assets are reclassified to trade receivables.
- At March 31, 2020, unbilled revenue and receivables under service concession arrangements has increased on account of increase in operations from business as compared to March 31, 2019.

### 5 Non-Current Investments (Unquoted)

(₹ In Lakhs)

Particulars	As at 31-Mar-20	As at 31-Mar-19
<b>(A) Investment accounted for using Equity Method</b>		
<b>(I) Investment in Equity Instruments (Unquoted):</b>		
40,00,000 (40,00,000) Equity Shares of Abhijeet Ashoka Infrastructure Pvt. Ltd.	2,375.76	2,628.68
9,45,00,000 (9,45,00,000) Equity Shares of GVR Ashoka Chennai ORR Ltd.	15,123.60	13,834.85
4,39,66,000 (4,39,66,000) PNG Tollway Ltd.	4,396.60	4,396.60
Less : Impairment in value of investment.	(4,396.60)	(4,396.60)
<b>(II) Investments In Joint Ventures (Unquoted):</b>		
Cube Ashoka Joint Venture	0.35	0.31
Ashoka Bridgeways	230.48	174.08
<b>(III) Investments in Limited Liability Partnership :</b>		
Mohan Mutha Ashoka Buildcon LLP	148.86	-
<b>Subtotal (a) :</b>	<b>17,879.05</b>	<b>16,637.92</b>
<b>(B) Other Investments (Unquoted) carried at Fair Value through Profit or Loss:</b>		
<b>(a) Co-Operatives / Societies :</b>		
Jalgaon Janta Sahakari Bank Ltd.	0.02	0.02
Janta Sahakari Bank Ltd. Pune	0.01	0.01
Rupee Co Op Bank Ltd.	6.63	6.63
<b>(b) Others:</b>		
500 (500) Equity Shares of Vishavari Tollway Pvt Ltd	0.05	0.05
National Savings Certificates	0.30	0.30
<b>(c) Other Equity Investments :</b>		
5,55,370 ( 5,55,370) Indian Highways Management Co. Ltd.	55.54	55.54
<b>Subtotal (b) :</b>	<b>62.55</b>	<b>62.55</b>
<b>Total of Investments (a) + (b) :</b>	<b>17,941.60</b>	<b>16,700.47</b>
Aggregate Amount of Unquoted Investments	<b>17,941.60</b>	<b>16,700.47</b>
Aggregate Market Value of Quoted Investments	-	-
Aggregate Amount of Impairment in Value of Investments	-	-

Note: Number of units in brackets in the particulars column above denotes number of units for the year ended March 31, 2019.

## Notes to Consolidated Financial Statements for the year ended March 31, 2020

**5.1 : The Group has entered into various Joint arrangements for execution of various projects, which are classified as Associates and Joint ventures as under :**

### 5.1 : A Associates

Name of the Joint Ventures	Name of Partner	Nature of the Project	Proportion of the economic interest		Principal Place of Business
			As at 31-Mar-20	As at 31-Mar-19	
PNG Tollway Limited	Larsen & Tourbo Ltd.	Execution and Development of road at Pimpalgaon - Nashik - Gonde	17.16%	17.16%	India

### 5.1 : B Joint Ventures

Name of the Joint Ventures	Name of Partner	Nature of the Project	Proportion of the economic interest		Principal Place of Business
			As at 31-Mar-20	As at 31-Mar-19	
Abhijeet Ashoka Infrastructure Pvt. Ltd.	MSK Associates	Execution and construction of Wainganga Bridge at Bhandara	50.00%	50.00%	India
GVR Ashoka Chennai ORR Ltd.	GVR Infra Project Pvt. Ltd	Development of Outer Ring Road of Chennai Phase II	50.00%	50.00%	India
Mohan Mutha Ashoka Buildcon LLP	Mohan Mutha Exports Pvt Ltd	Execution of colony road at Maldives	50.00%	50.00%	Maldives
Cube Ashoka Joint Venture	Cube Construction Engineering Ltd	Development of Surat BRTS	40.00%	40.00%	India
Ashoka Valecha JV	M/s. Valecha Engineering Ltd.	Execution and construction of Chittorgarh By-pass	51.00%	51.00%	India
ABL STS JV	M/s. Stroytech Service LLC	Construction of Roadbed, bridges and installation of Tracks at Mughalsarai Division of East Central Railway	74.00%	26.00%	India

### 5.1 : C Details of Investments in Partnership Firms

((₹ In Lakhs)

Name of Partnership & Partners	Share in Profit / (Loss)	Capital Contribution	
		As at 31-Mar-20	As at 31-Mar-19
<b>(a) Ashoka Bridgeways</b>			
(i) Ashoka Buildcon Limited	5.00%	230.48	174.08
(ii) Ashoka Builders (Nasik) Pvt. Ltd.	95.00%	4,500.71	1365.04

### 6 Trade Receivables - Non Current

((₹ In Lakhs)

Particulars	As at 31-Mar-20	As at 31-Mar-19
<b>Unsecured</b>		
Considered good:	17,394.21	26,808.57
Considered doubtful	1,723.63	1,067.55
Less: Impairment allowance (allowance for bad and doubtful debts) (Refer Note 47)	(1,723.63)	(1,067.55)
<b>Total</b>	<b>17,394.21</b>	<b>26,808.57</b>

## Notes to Consolidated Financial Statements for the year ended March 31, 2020

### Ageing of Receivables that are Past due :

(₹ In Lakhs)

Particulars	As at 31-Mar-20	As at 31-Mar-19
90-180 days	2,517.76	6,887.12
> 180 days	14,952.74	12,755.33
<b>Total</b>	<b>17,470.50</b>	<b>19,642.44</b>

(₹ In Lakhs)

Particulars	As at 31-Mar-20	As at 31-Mar-19
Dues from Related Parties (Refer Note 58)	6,380.31	373.72
<b>Total</b>	<b>6,380.31</b>	<b>373.72</b>

### 7 Loans - Non Current

(₹ In Lakhs)

Particulars	As at 31-Mar-20	As at 31-Mar-19
<b>(A) Security Deposits</b>		
Secured, Considered good	2.65	2.16
Unsecured, Considered good	157.01	168.91
<b>(B) Loans to related parties</b> (Refer Note No. 58 On Related Party Disclosure)		
Unsecured, Considered good		
Joint Ventures and Other Related Parties	11,778.36	10,019.48
<b>(C) Loans to others</b>		
Unsecured, Considered good	572.57	538.77
Unsecured, Considered doubtful	4,816.92	4,796.60
Less: Impairment allowance (allowance for bad and doubtful debts)	(4,816.92)	(4,796.60)
<b>(D) Balance with Statutory / Government Authorities</b>	<b>35.96</b>	<b>59.34</b>
<b>Total</b>	<b>12,546.55</b>	<b>10,788.66</b>

### 8 Other Financial Asset - Non Current

(₹ In Lakhs)

Particulars	As at 31-Mar-20	As at 31-Mar-19
Bank Deposits with maturity for more than 12 months.\$	6,491.80	5,485.86
<b>Total</b>	<b>6,491.80</b>	<b>5,485.86</b>

Particulars	As at 31-Mar-20	As at 31-Mar-19
<b>\$ Bank Deposits with maturity for more than 12 months held as:</b>		
Margin Money for Working Capital	6,311.45	4,572.16
Lodged with Government Authorities	175.98	912.39
Lodged with Commercial Tax Authorities	4.22	0.92
Others	0.15	0.39
<b>Total</b>	<b>6,491.80</b>	<b>5,485.86</b>

### 9 Deferred Tax Assets

(₹ In Lakhs)

Particulars	As at 31-Mar-20	As at 31-Mar-19
<b>Deferred Tax Assets on account of Deductible Temporary differences</b>		
Difference between book and tax depreciation	2,948.76	2,565.44
Provision for impairment allowance on receivable and advances	1,890.98	2,678.22
Lease Liabilities	337.47	-
MAT Credit Entitlement	2,535.72	-
Others	569.53	372.50
<b>Total</b>	<b>8,282.46</b>	<b>5,616.16</b>

## Notes to Consolidated Financial Statements for the year ended March 31, 2020

### 10 Non Current Tax Assets (Net)

(₹ In Lakhs)

Particulars	As at 31-Mar-20	As at 31-Mar-19
Income Tax Assets (Net of Provision)	8,733.53	7,059.28
<b>Total</b>	<b>8,733.53</b>	<b>7,059.28</b>

### 11 Other Non Current Asset

(₹ In Lakhs)

Particulars	As at 31-Mar-20	As at 31-Mar-19
<b>(A) Capital Advance</b>	844.38	1,897.78
<b>(B) Advances Recoverable other than in Cash:</b>		
Unsecured, Considered Good	954.11	1,159.97
Unsecured, Considered Doubtful	57.47	58.44
Less: Impairment Allowance (Refer Note 47)	(57.47)	(58.44)
<b>(C) Other Advances # :</b>		
Unsecured, Considered Good	1,065.34	1,014.06
Unsecured, Considered Doubtful	885.48	885.48
Less: Impairment Allowance (Refer Note 47)	(885.48)	(885.48)
<b>(D) Others :</b>		
Duties & Taxes Recoverable	6,896.87	16,770.36
Prepaid Processing fees paid	631.21	874.49
Advance Gratuity	8.78	16.70
Advance for purchase of Land	1,078.48	1,095.06
<b>Total</b>	<b>11,479.17</b>	<b>22,828.42</b>

# Other advance includes ₹ 1,433 Lakh against a contract awarded by Kalyan Dombivili Municipal Corporation (KDMC) for Commercial Development on a PPP basis. The cost includes upfront fees paid to KDMC. The management have initiated arbitration proceedings with KDMC. Considering the merits of arbitration the management believes that provision amounting to ₹ 716.5 lakhs is necessary.

### 12 Inventories (as valued and certified by management)

(₹ In Lakhs)

Particulars	As at 31-Mar-20	As at 31-Mar-19
<b>(A) Inventories (valued at lower of cost and net realisable value)</b>		
Raw Materials	15,103.74	14,913.40
Work in Progress	4,836.61	4,283.39
Land / Building	23,533.96	23,247.40
Finished Goods	2.57	-
<b>(B) Material -in-transit (valued at lower of cost and net realisable value)</b>		
Raw Materials	-	200.88
<b>Total</b>	<b>43,476.88</b>	<b>42,645.07</b>

### 13 Contract Assets- Current

(₹ In Lakhs)

Particulars	As at 31-Mar-20	As at 31-Mar-19
<b>Unbilled Revenue</b>		
Considered good	97,137.49	1,36,421.74
Considered doubtful	91.80	152.78
Less: Impairment Allowance (Refer Note 47)	(91.80)	(152.78)
<b>Total</b>	<b>97,137.49</b>	<b>1,36,421.74</b>

Contract assets are initially recognised for revenue earned from construction projects contracts, as receipt of consideration is conditional on successful completion of project milestones/certification. Upon completion of milestone and acceptance/certification by the customer, the amounts recognised as contract assets are reclassified to trade receivables.

## Notes to Consolidated Financial Statements for the year ended March 31, 2020

### 14 Investment (Current)

(₹ In Lakhs)

Particulars	Details of Units		Amount	
	As at March 31, 2020	As at March 31, 2019	As at March 31, 2020	As at March 31, 2019
<b>(A) Investments Measured at Fair Value Through Profit and Loss (Unquoted)</b>				
<b>Investment in Mutual Funds</b>				
ICICI Prudential Liquid Plan Growth	-	57,197.77	-	158.10
SBI-Magnum Insta Cash Fund Liquid Floater Growth Plan	-	3,23,929.22	-	9,446.78
Reliance Liquid Fund-Direct Plan-GR	-	7,526.66	-	343.35
Edelweiss Liquid Fund - Reg - Gr	-	70,808.94	-	1,701.83
SBI Liquid Fund Direct Growth	22,509.15	-	700.00	-
<b>Total</b>			<b>700.00</b>	<b>11,650.06</b>

### 15 Trade Receivables-Current

(₹ In Lakhs)

Particulars	As at 31-Mar-20	As at 31-Mar-19
<b>Unsecured:</b>		
Considered good - Others*	90,908.65	1,04,828.27
Considered doubtful	5,706.33	4,557.16
	<b>96,614.98</b>	<b>1,09,385.43</b>
Less: Impairment allowance (allowance for bad and doubtful debts) (Refer Note 47)	(5,706.33)	(4,557.16)
<b>Total</b>	<b>90,908.65</b>	<b>1,04,828.27</b>

#### Ageing of Receivables that are Past due :

(₹ In Lakhs)

Particulars	As at 31-Mar-20	As at 31-Mar-19
<b>Unsecured:</b>		
90-180 days	17,951.44	7,421.57
> 180 days	43,750.62	32,935.51
<b>Total</b>	<b>61,702.06</b>	<b>40,357.08</b>

(₹ In Lakhs)

Particulars	As at 31-Mar-20	As at 31-Mar-19
Dues from Related Parties (Refer Note 58)	8,730.82	12,485.82
<b>Total</b>	<b>8,730.82</b>	<b>12,485.82</b>

- A. \*Trade receivable includes dues from NHAI for utility shifting & ancillary work.
- B. As March 31, 2020, trade receivables has decreased on account of improved collection as compared to March 31, 2019, even though the operations of the Group has increased
- C. Trade receivables are non interest bearing and are generally on terms of 30 to 90 days in case if sale of products and in case of long term construction contracts, payment is generally due upon completion of milestone as per terms on contract. In certain contracts, advances are received before the performance obligation is satisfied
- D. The Group applies the expected credit loss (ECL) model for measurement and recognition of impairment losses on trade receivables and contract assets. The Group follows the simplified approach for recognition of impairment allowance on trade receivables and contract assets. The application of the simplified approach does not require the Group to track changes in credit risk. Rather, it recognizes impairment allowance based on lifetime ECLs at each reporting date. ECL impairment loss allowance (or reversal) recognised during the period is recognised in the Statement of Profit and Loss. The amount is reflected under the head "Other expenses" in the Statement of Profit and Loss.
- E. Movement in expected credit loss allowances on trade receivables (non current and current) and contract assets



## Notes to Consolidated Financial Statements for the year ended March 31, 2020

(₹ In Lakhs)

Particulars	As at 31-Mar-20	As at 31-Mar-19
Balance as the beginning of the year	5,777.49	3,793.67
Impairment Allowances / (write back) during the year	1,744.27	1,983.82
<b>Balance as at the end of the year</b>	<b>7,521.76</b>	<b>5,777.49</b>

### 16 Cash and cash equivalents

(₹ In Lakhs)

Particulars	As at 31-Mar-20	As at 31-Mar-19
<b>(A) Cash &amp; Cash Equivalents</b>		
(I) Cash on hand	220.41	615.54
(II) Balances with Banks		
On Current account	45,402.10	6,359.02
Unpaid Dividend Account*	5.44	5.38
Deposits with Original maturity less than 3 months	11,701.24	1,264.08
<b>Sub Total</b>	<b>57,329.19</b>	<b>8,244.02</b>
<b>(B) Other Bank Balances</b>		
Deposits with Remaining maturity more than 3 months and less than 12 months	18,108.97	15,179.66
<b>Sub Total</b>	<b>18,108.97</b>	<b>15,179.66</b>
<b>Total</b>	<b>75,438.16</b>	<b>23,423.68</b>

Particulars	As at 31-Mar-20	As at 31-Mar-19
<b>Earmarked Balances are restricted in use and its relates to the deposits with banks held as:</b>		
Margin Money for Working Capital	19,424.95	15,826.80
Lodged with Government Authorities	20.93	55.37
Lodged with Commercial Tax Authorities	0.79	3.84
Deposit Against Land	601.21	557.73
<b>Total</b>	<b>20,047.88</b>	<b>16,443.74</b>

\* Included Balances with bank maintained towards Unclaimed Dividend of ₹ 0.66 lakhs (Previous Year ₹ 0.66 lakhs)  
Included Balances with bank maintained towards Dividend Payable of ₹ 4.78 lakhs (Previous Year ₹ 4.72 lakhs)

### Changes in liabilities arising from financing activities

(₹ In Lakhs)

Particulars	As at March 31, 2019	Cash Flows		Non Cash	As at March 31, 2020
		Proceeds	Repayment		
Non-current borrowings (including current maturity of non-current borrowings)	5,71,588.82	87,292.54	(51,575.44)	576.19	6,07,882.11
Other Current borrowings	32,838.85	1,708.14	(17,364.67)	(20.50)	17,161.83
<b>Total</b>	<b>6,04,427.67</b>	<b>89,000.68</b>	<b>(68,940.11)</b>	<b>555.69</b>	<b>6,25,043.94</b>

(₹ In Lakhs)

Particulars	As at March 31, 2018	Cash Flows		Non Cash	As at March 31, 2019
		Proceeds	Repayment		
Non-current borrowings (including current maturity of non-current borrowings)	5,03,834.98	78,987.79	(16,798.81)	5,564.86	5,71,588.82
Other Current borrowings	6,318.68	32,545.66	(6,073.06)	47.57	32,838.85
<b>Total</b>	<b>5,10,153.66</b>	<b>1,11,533.45</b>	<b>(22,871.87)</b>	<b>5,612.43</b>	<b>6,04,427.67</b>

## Notes to Consolidated Financial Statements for the year ended March 31, 2020

### 17 Loans - Current

(₹ In Lakhs)

Particulars	As at 31-Mar-20	As at 31-Mar-19
<b>(A) Other Loans</b>		
Unsecured Considered Good	326.48	1,452.79
Unsecured Considered Doubtful	-	1,251.49
Less: Impairment Allowance (Refer Note 65)	-	(1,251.49)
<b>(B) Security &amp; Other Deposits</b>	0.35	-
<b>Total</b>	<b>326.83</b>	<b>1,452.79</b>

### 18 Other Financial Asset - Current

(₹ In Lakhs)

Particulars	As at 31-Mar-20	As at 31-Mar-19
<b>(A) Advances Recoverable in Cash or other Financial Assets:</b>		
Unsecured, Considered Good	4,280.47	1,978.47
Unsecured, Considered Doubtful	13.46	12.70
Less: Impairment allowance (allowance for bad and doubtful debts) (Refer Note 47)	(13.46)	(12.70)
<b>(B) Loans &amp; Advances to Staff</b>		
Loans to employees	44.40	48.78
<b>(C) Interest Receivable</b>		
From Others	96.16	262.64
<b>(D) Advances Recoverable in Cash or other Financial Assets from related parties</b>		
Joint Ventures	-	352.62
(Refer Note No. 58 On Related Party Disclosure)		
<b>(E) Trade Deposit</b>	24.39	30.10
<b>(F) Receivable under service concession arrangements</b>		
Receivable from NHAI on account of Suspension period	-	48.42
<b>Total</b>	<b>4,445.42</b>	<b>2,721.04</b>

### 19 Other Current Asset

(₹ In Lakhs)

Particulars	As at 31-Mar-20	As at 31-Mar-19
<b>(A) Advances other than Capital Advances :</b>		
Advances Recoverable other than in Cash		
Unsecured Considered Good	8,871.58	7,847.50
Unsecured Considered Doubtful	107.78	110.92
Less: Impairment allowance (allowance for bad and doubtful debts) (Refer Note 47)	(107.78)	(110.92)
<b>(B) Others</b>		
Prepaid Expenses	1,865.80	1,050.70
Prepaid Gratuity	46.88	47.97
Others	1,738.01	670.71
Balance with Tax Authorities	24,312.74	8,726.03
Current portion of unamortised guarantee	45.84	157.06
<b>Total</b>	<b>36,880.85</b>	<b>18,499.96</b>

## Notes to Consolidated Financial Statements for the year ended March 31, 2020

### 20 Equity Share Capital

#### (I) Authorised Capital:

Class of Shares	Par Value (₹)	As at 31-Mar-20		As at 31-Mar-19	
		No. of Shares	Amount (₹ In Lakhs)	No. of Shares	Amount (₹ In Lakhs)
Equity Shares	5	28,20,00,000	14,100.00	28,20,00,000	14,100.00
<b>Total</b>			<b>14,100.00</b>		<b>14,100.00</b>

#### (II) Issued, Subscribed and Paid-up Capital (Fully Paid-up):

Class of Shares	Par Value (₹)	As at 31-Mar-20		As at 31-Mar-19	
		No. of Shares	Amount (₹ In Lakhs)	No. of Shares	Amount (₹ In Lakhs)
Equity Shares	5	28,07,23,217	14,036.16	18,71,48,811	9,357.44
Addition	5			9,35,74,406	4,678.72
<b>Total</b>		<b>28,07,23,217</b>	<b>14,036.16</b>	<b>28,07,23,217</b>	<b>14,036.16</b>

#### (III) Terms/rights attached to equity shares:

The Group has only one class of share capital, i.e., equity shares having face value of ₹ 5 per share. Each holder of equity share is entitled to one vote per share. In the event of liquidation of the Group, the holders of Equity Shares will be entitled to receive remaining assets of the Group, after distribution of all preferential amounts. The distribution will be proportion to the number of Equity Shares held by the shareholders.

#### (IV) Reconciliation of Number of Shares Outstanding:

Class of Shares	As at 31-Mar-20	As at 31-Mar-19
	Equity Shares	Equity Shares
Outstanding as at beginning of the period	28,07,23,217	18,71,48,811
Addition during the period	-	9,35,74,406
<b>Outstanding as at end of the period</b>	<b>28,07,23,217</b>	<b>28,07,23,217</b>

#### (V) Details of shares in the Company held by each shareholder holding more than 5% shares:

Class of Shares	As at 31-Mar-20		As at 31-Mar-19	
	Equity Shares	% Holding	Equity Shares	% Holding
Ashok M. Katariya	1,52,36,036	5.43%	1,52,36,036	5.43%
Ashok M. Katariya - HUF	1,45,54,471	5.18%	1,45,54,471	5.18%
Asha A. Katariya	1,99,68,826	7.11%	1,99,68,826	7.11%
Shobha S. Parakh	3,80,45,512	13.55%	3,80,45,512	13.55%

#### (VI) The aggregate number of equity shares issued by way of bonus shares in immediately preceding last five financial years ended on March 31, 2020 - 9,35,74,406 shares (previous period of five years ended March 31, 2019 - 9,35,74,406 shares)

The Board of Directors at its meeting held on May 29, 2018, proposed a bonus issue of equity shares, in the ratio of one equity share of ₹ 5 each for every two equity shares of the Company, held by the shareholders as on a record date. Subsequently the shareholders approved the same and the Company has issued the bonus shares on record date i.e. July 13, 2018.

### 21 Other Equity

(₹ In Lakhs)

Particulars	As at 31-Mar-20	As at 31-Mar-19
<b>i) Securities Premium</b>		
Balance as per last Balance Sheet	<b>74,899.84</b>	<b>79,578.57</b>
Addition during the year	-	-
Deduction for issue of bonus shares	-	(4,678.73)
<b>As at end of year</b>	<b>74,899.84</b>	<b>74,899.84</b>

## Notes to Consolidated Financial Statements for the year ended March 31, 2020

### 21 Other Equity

(₹ In Lakhs)

Particulars	As at 31-Mar-20	As at 31-Mar-19
<b>ii) General Reserve</b>		
Balance as per last Balance Sheet	4,019.09	7,769.09
Addition during the year	3,750.00	-
Transfer to Debenture Redemption Reserve	-	(3,750.00)
Deduction during the year	-	-
<b>As at end of year</b>	<b>7,769.09</b>	<b>4,019.09</b>
<b>iii) Surplus / Retained Earnings</b>		
Balance as per last Balance Sheet	(73,455.31)	(70,264.46)
Add / Less : Profit / (Losses) during the year	16,531.50	(3,346.02)
Other Comprehensive Income for the year	(194.21)	(62.63)
Deduction during the year	-	-
Others - including impact on account of adoption of IND AS 115	-	217.80
	<b>(57,118.02)</b>	<b>(73,455.31)</b>
<b>iv) Other Reserve - NCI Reserve</b>		
Balance as per last Balance Sheet	5,439.59	5,150.72
Addition during the year	-	288.87
Deduction during the year (Refer Note 33)	3,597.80	-
<b>Total :</b>	<b>1,841.79</b>	<b>5,439.59</b>
<b>v) Debenture Redemption Reserve</b>		
Balance as per last Balance Sheet	3,750.00	-
Addition during the year	-	3,750.00
Deduction during the year	(3,750.00)	-
<b>Total :</b>	<b>-</b>	<b>3,750.00</b>
<b>Gross Total</b>	<b>27,392.70</b>	<b>14,653.21</b>

#### Nature and purpose of Reserves

##### Securities Premium:

Securities Premium Reserve is used to record the premium on issue of shares and utilised in accordance with the provisions of the Companies Act, 2013.

##### General Reserve :

General Reserve is used from time to time to transfer profits from Retained Earnings for appropriation purposes. As the General Reserve is created by a transfer from one component of equity to another and is not an item of other comprehensive income, Items included in General Reserve will not be reclassified subsequently to statement of profit and loss.

##### Debenture Redemption Reserve :

The Company had created a Debenture Redemption Reserve at the time of issue of Non Convertible Debentures out of the profits which are available for payment of dividend to be utilised for Redemption of these Debentures. During the current year, the Company has redeemed all outstanding Non Convertible Debentures, and transferred the balance of Debenture Redemption Reserve to the General Reserve.

##### Retained Earning :

Retained Earning are the profit of the Group earned till date net of appropriation.

##### Other Reserve - NCI Reserves :

The Group recognizes gain / loss on changes in the proportion held / attributable by / to non controlling interests in equity and classifies the same in other reserves as NCI Reserves.

### 22 Contract Liabilities - Non Current

(₹ In Lakhs)

Particulars	As at 31-Mar-20	As at 31-Mar-19
Advance from Customers	22,582.98	23,833.09
<b>Total</b>	<b>22,582.98</b>	<b>23,833.09</b>

## Notes to Consolidated Financial Statements for the year ended March 31, 2020

### 23 Borrowings - Non Current

(₹ In Lakhs)

Particulars	As at 31-Mar-20	As at 31-Mar-19
<b>(A) Secured - at amortized cost</b>		
(i) Non Convertible Debentures		
- from others	41,106.39	44,457.97
(ii) Term loans		
- from banks	3,87,352.32	3,70,164.07
- from others	85,350.44	87,707.12
<b>Sub Total</b>	<b>5,13,809.15</b>	<b>5,02,329.16</b>
<b>(B) Unsecured - at amortized cost</b>		
(i) Other Loans		
- Joint Ventures (Refer Note No. 57 On Related Party Disclosure)	-	2,242.03
(ii) NHAI Deferred Payment Liability	50,650.05	36,172.91
<b>Sub Total</b>	<b>50,650.05</b>	<b>38,414.94</b>
<b>Gross Total</b>	<b>5,64,459.20</b>	<b>5,40,744.10</b>

The Terms and conditions relating to current and non current borrowings have been disclosed in Note 63 of this financial statements.

### 24 Lease Liabilities (Refer Note 49)

(₹ In Lakhs)

Particulars	As at 31-Mar-20	As at 31-Mar-19
As at 1st April 2019 due to adoption of Ind AS 116	1,945.51	-
Addition	71.69	-
Deletion	(4.35)	-
Accretion of interest	141.36	-
Payments	(1,020.14)	-
As at 31 March 2020	1,134.07	-
Current	605.51	-
Non current	528.56	-
<b>Total</b>	<b>1,134.07</b>	<b>-</b>

### 25 Trade Payable - Non Current

(₹ In Lakhs)

Particulars	As at 31-Mar-20	As at 31-Mar-19
Retention Payable	8,040.87	7,792.59
<b>Total</b>	<b>8,040.87</b>	<b>7,792.59</b>

### 26 Other Financial Liabilities - Non Current

(₹ In Lakhs)

Particulars	As at 31-Mar-20	As at 31-Mar-19
Security Deposit from customer	58.86	55.57
Derivatives	-	575.15
NHAI / MPRDC Premium payable-due after 12 months	2,56,511.33	2,53,234.91
** PWD / NHAI - Liabilities	9,680.55	9,308.57
** Less: PWD / NHAI - Assets	(9,648.19)	(9,308.57)
Toll Collection under dispute	4,195.30	1,962.11
<b>Total</b>	<b>2,60,797.85</b>	<b>2,55,827.74</b>

\*\* In case of one of the subsidiary company i.e. Ashoka-DSC Katni Bypass Road Ltd., the toll collection rights as per the concession agreement were expired on September 17, 2014. In earlier years, the subsidiary company initiated an arbitration for extension of rights to collect toll, which was awarded in favour of the Subsidiary Company. Subsequently, Ministry of Roads, Transport and Highways (MORTH) had filed an appeal against the arbitration award with Delhi High Court, which during the previous year was concluded in favour of the Subsidiary Company vide Delhi High Court order dated December 22, 2017 and extended the right to collect toll up to February 20, 2020. The Ministry of Roads, Transport and Highways (MORTH) had



## Notes to Consolidated Financial Statements for the year ended March 31, 2020

filed an appeal against the said High Court order and further proceedings are pending before larger bench of Delhi High Court. Further the subsidiary company has got extension to collect the toll vide Delhi High Court Order Dated March 12, 2020 on account of claims awarded by arbitration tribunal. This matter is also before the conciliation committee for settlement of claim and until such time, toll collection shall be continued as per original order dated July 17, 2018. Since the final outcome of the said matter is uncertain, the subsidiary company has disclosed the toll revenue collected from September 17, 2014 till balance sheet date in other non-current financial liability and invested the same fixed deposit and mutual funds. These investments are netted off against the said liability.

In Other similar case, i.e. Dewas Bypass Project, which is another subsidiary company of the Group, the subsidiary company has won arbitration award for various claims which has been disputed by the Public Works Department, Dewas before the District court of Dewas. Since the award is disputed, it is not recognised in books of accounts.

Further, in this matter, prior to the finalization of aforesaid award, the High Court of Madhya Pradesh had allowed the extension of 182 days to collect the toll to the subsidiary company. The said extension was expired in previous years, and is now merged with the aforesaid appeal of the Public Works Department, against the arbitration award before the District Court of Dewas. Since, the outcome of the said matter is still awaited, the amount comprising of Toll Revenue and interest on investment as at the balance sheet date is shown as liability and not recognised as an income and corresponding assets are reduced.

In another similar case i.e. Ashoka Infrastructure limited, which is another subsidiary of the group, the subsidiary company is pursuing various claims which are pending before arbitrations, tribunal & at district court. The two different arbitration awards are in favour of the subsidiary company but is disputed by public works department, Government of Maharashtra and amounts / toll collections period are not paid / granted. Since the award is disputed, it is not recognised in the books of account.

### 27 Provisions - Non Current

(₹ In Lakhs)

Particulars	As at 31-Mar-20	As at 31-Mar-19
Provision for Major Maintenance (Refer Note 53)	2,203.77	8,846.16
Provision for Defect Liability Period ('DLP') / Warranties (Refer Note 53)	5,679.41	4,531.91
<b>Provision for Employee's Benefits:</b>		
Provision for Compensated Absences (Refer Note 50)	482.82	302.24
Provision for Gratuity (Refer Note 50)	133.03	164.45
<b>Total</b>	<b>8,499.03</b>	<b>13,844.76</b>

### 28 Deferred tax liabilities (Net)

(₹ In Lakhs)

Particulars	As at 31-Mar-20	As at 31-Mar-19
<b>Deferred Tax Liabilities on account of Taxable Temporary differences</b>		
Difference between book and tax depreciation	-	65.71
Provision for compensated absences / Bonus / Foreign Exchange Loss	-	3.35
<b>Total</b>	<b>-</b>	<b>69.06</b>

### 29 Other Non Current liabilities

(₹ In Lakhs)

Particulars	As at 31-Mar-20	As at 31-Mar-19
Security Deposit from Customers	-	1,125.00
Deferred Payment Liability	-	81.12
Deferred Payment Grant	463.09	519.71
<b>Total</b>	<b>463.09</b>	<b>1,725.83</b>

### 30 Contract Liabilities - Current

(₹ In Lakhs)

Particulars	As at 31-Mar-20	As at 31-Mar-19
Advance from Customers	48,135.90	48,196.58
Others : Unearned Revenue	26,010.88	8,178.06
<b>Total</b>	<b>74,146.78</b>	<b>56,374.64</b>

Contract liabilities is recognised when the payment is made or payment is due (whichever is earlier), if a customer pays consideration before the Group transfers goods or services to the customer. Contract liabilities are recognised as revenue when the Group performs under the Contract.

## Notes to Consolidated Financial Statements for the year ended March 31, 2020

### 31 Borrowings - Current

(₹ In Lakhs)

Particulars	As at 31-Mar-20	As at 31-Mar-19
<b>(A) Secured - at amortized cost</b>		
(a) Cash Credits / Bill Discounting	1.01	13,106.02
(b) Working Capital Demand Loan	4,708.13	2,999.99
(c) Supply chain finance from banks	7,180.00	11,439.65
<b>Subtotal</b>	<b>11,889.14</b>	<b>27,545.66</b>
<b>(B) Unsecured - at amortized cost</b>		
(a) Commercial Papers	5,000.00	5,000.00
(b) Liability component of Redeemable Preference Shares	272.69	293.19
<b>Subtotal</b>	<b>5,272.69</b>	<b>5,293.19</b>
<b>Total</b>	<b>17,161.83</b>	<b>32,838.85</b>

The Terms and conditions relating to current and non current borrowings have been disclosed in Note 63 of this financial statements.

### 32 Trade Payables - Current

(₹ In Lakhs)

Particulars	As at 31-Mar-20	As at 31-Mar-19
<b>(A) Trade Payables :</b>		
Total outstanding dues of micro enterprises and small enterprises	811.57	4,820.74
Total outstanding dues of creditors other than micro enterprises and small enterprises.	72,172.78	85,694.51
<b>(B) Acceptances</b>	823.60	4,190.12
<b>Total</b>	<b>73,807.95</b>	<b>94,705.37</b>

(Refer Note no 56 for disclosures under section 22 of Micro, Small and Medium Enterprises Development Act, 2006)

### 33 Other Financial liabilities - Current

(₹ In Lakhs)

Particulars	As at 31-Mar-20	As at 31-Mar-19
Current Maturities of Long-Term Debt		
(i) Non Convertible Debentures		
- from others	2,922.65	2,784.79
(ii) Term loans		
- from banks	34,790.63	23,886.82
- from others	5,709.61	4,173.11
Security Deposit from Customer	2,057.83	-
Interest Accrued but not due	2,010.70	642.73
Obligation towards investor of subsidiary*	3,597.80	-
Dividend Payable	5.22	5.38
Due to Employees	2,811.32	1,543.92
Other Payables	2,633.26	1,710.54
Embedded Derivative	168.29	-
NHAI / MPRDC Premium Payable due within 12 Months	24,427.79	22,887.59
Capital Creditors	1,045.46	1,101.22
Obligations to the investors in associate (PNG Tollway Limited) (Refer Note 65)	1,497.34	1,311.00
<b>Total</b>	<b>83,677.90</b>	<b>60,047.10</b>

\*The Company has written put option towards one of the investors of its subsidiary. Based on the agreed terms, the Group has recognised obligation towards investor as financial liability and accordingly, during the year the amount payable to the investor is transferred from 'Other Reserve - NCI Reserve' to 'other financial liabilities'.

## Notes to Consolidated Financial Statements for the year ended March 31, 2020

### 34 Other current liabilities

(₹ In Lakhs)

Particulars	As at 31-Mar-20	As at 31-Mar-19
Duties & Taxes	2,812.48	3,203.79
Other Payables	344.12	282.27
Deferred Payment Grant	56.62	54.34
<b>Total</b>	<b>3,213.22</b>	<b>3,540.40</b>

### 35 Provisions - Current

(₹ In Lakhs)

Particulars	As at 31-Mar-20	As at 31-Mar-19
Provision for Compensated Absences (Refer Note 50)	206.89	200.10
Provision for Gratuity (Refer Note 50)	96.08	83.48
Provision for Onerous Contract (Refer Note 53)	-	40.54
Provision for Major Maintenance (Refer Note 53)	31,254.13	23,799.70
Provision for DLP / Warranties* (Refer Note 53)	1,653.24	1,102.60
Provision for Construction Obligation (Refer Note 53)	2,672.52	2,672.52
Others	26.40	22.08
<b>Total</b>	<b>35,909.26</b>	<b>27,921.02</b>

\* Defect Liability Period

### 36 Current Tax Liabilities

(₹ In Lakhs)

Particulars	As at 31-Mar-20	As at 31-Mar-19
Income tax Liabilities (net of advance taxes) (Refer Note 48)	2,678.91	2,125.40
<b>Total</b>	<b>2,678.91</b>	<b>2,125.40</b>

### 37 Revenue From Operations

(₹ In Lakhs)

Particulars	For the Year ended 31-Mar-20	For the Year ended 31-Mar-19
<b>(A) Contract Revenue:</b>	<b>3,73,561.50</b>	<b>3,58,245.63</b>
<b>(B) Sales:</b>		
Ready Mix Concrete	10,349.81	15,749.64
Sale of Gas	731.19	54.34
Sale of Machinery and Equipment	23.68	1,767.20
Building / Land / TDR	4,368.05	4,392.69
<b>Subtotal</b>	<b>15,472.73</b>	<b>21,963.87</b>
<b>(C) Toll Collection</b>	<b>88,357.14</b>	<b>92,527.33</b>
<b>Subtotal</b>	<b>88,357.14</b>	<b>92,527.33</b>
<b>(D) Other Operating Revenue</b>		
Other Operating Revenue	3,948.11	1,364.03
Income From Advertisement Collection	95.80	165.88
Income from Claim	129.26	2,244.90
Income from Rent	382.64	284.32
Finance income on financial asset carried at amortised cost	25,100.03	16,216.10
<b>Subtotal</b>	<b>29,655.84</b>	<b>20,275.23</b>
<b>Total</b>	<b>5,07,047.21</b>	<b>4,93,012.06</b>

## Notes to Consolidated Financial Statements for the year ended March 31, 2020

### A) Disaggregated revenue information

Disaggregation of the Group's revenue from contract with customers are as follows: (₹ In Lakhs)

Particulars	For the Year ended 31-Mar-20	For the Year ended 31-Mar-19
<b>Segment - A (Construction &amp; Contract)</b>		
(a) Revenue from construction contract	3,73,561.50	3,58,245.63
<b>Segment - B (Sale of goods)</b>	15,472.73	21,963.87
<b>Segment - C (BOT)</b>		
Revenue from toll operation	88,357.14	92,527.33
<b>Total revenue from contract with customers</b>	<b>4,77,391.37</b>	<b>4,72,736.83</b>

### B) Set out below is the amount of revenue recognised from:

(₹ In Lakhs)

Particulars	For the Year ended 31-Mar-20	For the Year ended 31-Mar-19
(a) Unearned revenue included in contract liabilities	2,640.40	10,520.96
(b) Performance obligation satisfied in previous years	11,963.14	(8,365.74)

### C) Reconciling the amount of revenue recognised in the statement of profit and loss with the contracted price

(₹ In Lakhs)

Particulars	For the Year ended 31-Mar-20	For the Year ended 31-Mar-19
Revenue as per contracted price	3,55,157.70	2,80,650.37
Adjustments		
Add: Unbilled on account of work under certification	34,925.83	80,178.85
Less: Billing in excess of contract revenue	(16,522.03)	(2,583.59)
<b>Revenue from contract with customers</b>	<b>3,73,561.50</b>	<b>3,58,245.63</b>

### D) Performance obligation

The transaction price allocated to the remaining performance obligation (unsatisfied or partially unsatisfied) as at March 31, 2020 is ₹ 9,60,922.32 lakhs (Previous Year ₹ 8,06,454.76 lakhs), out of which, majority is expected to be recognised as revenue within a period of one year.

### 38 Other Income

(₹ In Lakhs)

Particulars	For the Year ended 31-Mar-20	For the Year ended 31-Mar-19
<b>(A) Interest Income on financial assets carried at Cost / Amortised Cost:</b>		
Interest on Bank Deposits	1,430.75	1,187.65
Interest from Joint Ventures	2,581.90	2,295.58
Interest on Others	742.38	202.92
<b>(B) Income from Dividend:</b>		
(From Non Current Investments)		
From Joint Ventures	-	540.00
<b>(C) Other Non Operating Income:</b>		
Profit / (Loss) on sale of Assets (net)	396.46	68.93
Profit on sale of Investments	980.54	1,309.86

## Notes to Consolidated Financial Statements for the year ended March 31, 2020

### 38 Other Income

(₹ In Lakhs)

Particulars	For the Year ended 31-Mar-20	For the Year ended 31-Mar-19
Grant Amortization	54.34	51.22
Miscellaneous Income*	1,925.86	1,915.97
Net gain on Investments carried through Fair Value through Profit and loss	56.81	73.32
Finance income on financial asset carried at amortised cost	4.78	65.03
<b>Total</b>	<b>8,173.82</b>	<b>7,710.48</b>

\* The Miscellaneous income includes Excess Provisions made earlier written back and other sundry Incomes.

### 39 Cost Of Materials Consumed

(₹ In Lakhs)

Particulars	For the Year ended 31-Mar-20	For the Year ended 31-Mar-19
<b>(A) Construction Material</b>		
Consumption of Construction Materials	1,12,951.28	1,44,427.15
Changes in Inventories of Stock in Trade	(3,271.30)	(4,332.69)
(a)	<b>1,09,679.98</b>	<b>1,40,094.46</b>
Purchase of Raw Material	6,122.56	10,810.53
Changes in Inventories of Stock in Trade	133.82	(72.94)
(b)	<b>6,256.38</b>	<b>10,737.59</b>
<b>Total (a+b)</b>	<b>1,15,936.36</b>	<b>1,50,832.05</b>

### 40 Construction Expenses

(₹ In Lakhs)

Particulars	For the Year ended 31-Mar-20	For the Year ended 31-Mar-19
Toll Operating Expenses	8.10	290.91
Sub-contracting Charges	1,28,937.23	1,16,910.81
NHAI Premium Paid for Toll Collections	1,043.10	2,465.83
Transport and Material Handling Charges	5,762.22	5,958.72
Repair to Machineries/Building	3,513.57	3,131.88
Equipment / Machinery/vehicle Hire Charges	5,244.80	4,266.71
Oil, Lubricant & Fuel	18,740.29	14,972.03
Other Construction Expenses	4,004.86	140.73
Power & Water Charges	1,427.19	1,501.69
Technical Consultancy Charges	4,589.37	3,726.88
Rates & Taxes	520.99	553.81
Security / Service Charges	1,591.91	1,210.74
Contract Price Variations	-	97.39
Project Supervision & Monitoring Charges	409.82	419.96
Resurfacing Obligation Cost	7,692.72	10,300.93
Maintenance Cost for Defect liability period	2,619.54	2,377.13
<b>Total</b>	<b>1,86,105.71</b>	<b>1,68,326.15</b>



## Notes to Consolidated Financial Statements for the year ended March 31, 2020

### 41 Employee Benefits Expenses

(₹ In Lakhs)

Particulars	For the Year ended 31-Mar-20	For the Year ended 31-Mar-19
Salaries, Wages and Allowances	26,225.34	16,962.50
Contribution to Provident and Other Funds	1,536.26	764.10
Contribution to Defined Benefit Plan	823.82	522.62
Staff Welfare Expenses	744.42	590.23
<b>Total</b>	<b>29,329.84</b>	<b>18,839.45</b>

Refer note no. 50 for details of Defined contribution scheme and defined benefit plan

### 42 Finance Expenses

(₹ In Lakhs)

Particulars	For the Year ended 31-Mar-20	For the Year ended 31-Mar-19
Interest on Loans	61,043.04	54,151.51
Interest on Others	2,014.38	3,549.41
Financial Charges	2,164.62	1,911.29
MTM Derivative loss	15.47	30.48
Increase in carrying value of provisions	4,165.57	3,451.53
Amortisation of Guarantee Commission/Upfront Fees/Grant Amortisation	168.73	100.36
Unwinding of discount on financials liabilities carried at amortised cost	30,247.00	26,695.40
Obligation towards Investment in Subsidiary (Refer Note 64)	4,437.17	12,243.86
<b>Total</b>	<b>1,04,255.98</b>	<b>1,02,133.84</b>

### 43 Other Expenses

(₹ In Lakhs)

Particulars	For the Year ended 31-Mar-20	For the Year ended 31-Mar-19
Rent Rates & Taxes	1,365.43	1,641.27
Insurance	1,439.07	1,114.13
Repairs & Maintenance Others	292.03	259.35
Printing and Stationery	475.99	404.02
Travelling & Conveyance	779.21	823.58
Communication	246.45	256.42
Vehicle Running Charges	326.35	330.59
Vehicle Hire Charges	1,351.60	796.85
Survey Expenses	69.67	-
Legal & Professional Fees	2,374.49	1,756.01
Corporate Social Responsibility	1,096.71	2,429.10
Donation	2.00	600.00
Impairment Allowance - Doubtful Advances	-	178.22
Impairment Allowance - Trade and other receivables	1,401.43	2,371.44
Director's Sitting Fee	50.55	50.30
Tender Fee	90.42	393.85
Receivables Write off	4,321.80	944.01
Marketing & Advertisement Expenses	180.61	98.19
Miscellaneous Expenses	2,293.12	1,139.95
<b>Total</b>	<b>18,156.93</b>	<b>15,587.26</b>

## Notes to Consolidated Financial Statements for the year ended March 31, 2020

### Note 44 : Capital Management

The primary objective of the Group's capital management is to maximise the shareholder value. For the purpose of the Group's capital management, capital includes issued equity capital, share premium and all other equity reserves attributable to the equity holders of the Parent.

Debt is defined as long-term borrowings, current maturities of long-term borrowings, short-term borrowings and interest accrued thereon (excluding financial guarantee contracts).

Capital includes equity attributable to the equity holders to ensure that it maintains an efficient capital structure and healthy capital ratios in order to support its business and maximise shareholder value. The Group manages its capital structure and makes adjustments to it, in light of changes in economic conditions or its business requirements. To maintain or adjust the capital structure, the Parent may adjust the dividend payment to shareholders, return capital to shareholders or issue new shares. No changes were made in the objectives, policies or processes during the period ended March 31, 2020 and March 31, 2019.

#### Gearing ratio

(₹ In Lakhs)

Particulars	As at 31-Mar-20	As at 31-Mar-19
Borrowings (Note 23,31 and 33)	6,27,054.62	6,05,070.38
Less: cash and cash equivalents (Note 16)	57,329.19	8,244.02
<b>Net debt</b>	<b>5,69,725.43</b>	<b>5,96,826.36</b>
Equity	41,428.86	28,689.37
<b>Total sponsor capital</b>	<b>41,428.86</b>	<b>28,689.37</b>
<b>Capital and net debt</b>	<b>6,11,154.29</b>	<b>6,25,515.73</b>
Capital Gearing Ratio (%)	93.22%	95.41 %

In order to achieve its overall objective, the Group's management amongst other things, aims to ensure that it meets the financial covenants attached to the borrowings. In case of any breach in complying with the financial covenants, the bank shall take action as per terms of the agreement.

### Note 45 : Financial Instruments – Fair Values And Risk Management

The carrying values of financials instruments of the Group are as follows:

(₹ In Lakhs)

Particulars	Carrying amount		Fair Value	
	As at 31-Mar-20	As at 31-Mar-19	As at 31-Mar-20	As at 31-Mar-19
<b>Financial Assets</b>				
Financial assets measured at cost				
Investments (Note 5)	17,879.05	16,637.92	17,879.05	16,637.92
Financial assets measured at amortised cost				
Loans (Note 7 & 17)	12,873.38	12,241.46	12,873.38	12,241.46
Trade receivable (Note 6 & 15)	1,08,302.86	1,31,636.84	1,08,302.86	1,31,636.84
Cash and cash equivalents (Note 16)	57,329.19	8,244.02	57,329.19	8,244.02
Bank balances other than Cash & Cash equivalents (Note 16)	18,108.97	15,179.66	18,108.97	15,179.66
Other Financial Assets (Note 8 & 18)	10,937.22	8,206.90	10,937.22	8,206.90
Financial assets mandatory measured at Fair Value Through Profit and Loss (FVTPL)				
Investments (Note 5 & 14)	762.55	11,712.61	762.55	11,712.61
<b>Financial Liabilities</b>				
Financial liabilities measured at amortised cost				
<b>Borrowings</b>				
Borrowings-Non Interest bearing (Note 23)	-	2,242.03	-	2,242.03
Borrowings-Fixed Rate (Note 23, 31 & 33)	66,876.63	73,522.37	66,725.17	73,800.94
Borrowings-Variable Rate (Note 23, 31 & 33)	5,14,744.40	5,28,663.26	5,14,744.40	5,28,663.26

## Notes to Consolidated Financial Statements for the year ended March 31, 2020

Particulars			(₹ In Lakhs)	
	Carrying amount		Fair Value	
	As at 31-Mar-20	As at 31-Mar-19	As at 31-Mar-20	As at 31-Mar-19
Trade payables (Note 25 & 32 )	81,848.82	1,02,497.96	81,848.82	1,02,497.96
Lease Liabilities (Note 24)	1,134.07	-	1,134.07	-
<i>Others financial liabilities (Note 26 &amp; 33)</i> (excluding current maturities of Long Term Debt and Derivatives)	3,44,307.46	2,84,454.98	3,44,307.46	2,84,454.98
<u>Financial Liabilities mandatory measured at Fair Value Through Profit and Loss (FVTPL)</u>				-
Derivatives (Note 26 & 33)	168.29	575.15	168.29	575.15
Obligations to Investor In Subsidiary (Note 64)	1,52,600.00	1,48,162.83	1,52,600.00	1,48,162.83

### NOTE:

1. The management assessed that carrying amount of all other financial instruments are reasonable approximation of the fair value.
2. Fair value of Investments carried at amortised cost has been determined using approved valuation technique of net assets value method.

### Note 46 : Fair Value Hierarchy

The following table presents fair value hierarchy of assets and liabilities measured at fair value on a recurring basis as of March 31, 2020 :

Particulars	As at 31-Mar-20	(₹ In Lakhs)		
		Fair value measurement as at March 31, 2020		
		Level 1	Level 2	Level 3
<b>Financial Assets</b>				
<u>Financial assets measured at FVTPL</u>				
Investments mandatory measured at FVTPL (Note 5 & 14)	762.55	700.00	-	62.55
<b>Financial Liabilities</b>				
<u>Financial liabilities measured at FVTPL</u>				
Derivatives (Note 26 & 33)	168.29		168.29	
Obligations to Investor In Subsidiary (Note 64)	1,52,600.00	-	-	1,52,600.00

The following table presents fair value hierarchy of assets and liabilities measured at fair value on a recurring basis as of March 31, 2019 :

Particulars	As at 31-Mar-19	(₹ In Lakhs)		
		Fair value measurement as at March 31, 2019		
		Level 1	Level 2	Level 3
<b>Financial Assets</b>				
<u>Financial assets measured at FVTPL</u>				
Investments mandatory measured at FVTPL (Note 5 & 14)	11,712.61	11,650.06	-	62.55
<b>Financial Liabilities</b>				
<u>Financial liabilities measured at FVTPL</u>				
Derivatives (Note 26 & 33)	575.15		575.15	
Obligations to Investor In Subsidiary (Note 64)	1,48,162.83		-	1,48,162.83

### Valuation technique used to determine fair value:

- Investments included in Level 1 of Fair Value Hierarchy are based on prices quoted in stock exchange and/or NAV declared by the Funds.

## Notes to Consolidated Financial Statements for the year ended March 31, 2020

- Investments included in Level 2 of Fair Value Hierarchy have been valued based on inputs from banks and other recognised institutions such as FIMMDA/FEDAI.
- Investments included in Level 3 of Fair Value Hierarchy have been valued using acceptable valuation techniques such as Net Asset Value and/or Discounted Cash Flow Method.

**Note:** All financial instruments for which fair value is recognised or disclosed are categorised within the fair value hierarchy described as above, based on the lowest level input that is significant to the fair value measurement as a whole.

### Note 47 : Financial risk management objectives and policies

The Group's risk management policies are established to identify and analyse the risks faced by the Group, to set appropriate risk limits and controls, and to monitor risks and adherence to limits. Risk management policies and systems are reviewed regularly to reflect changes in market conditions and the Group's activities.

The Board of Directors has overall responsibility for the establishment and oversight of the Group's risk management framework.

The Group has exposure to the following risks arising from financial instruments:

(A) Credit risk:

(B) Liquidity risk: and

(C) Market risk:

#### (A) Credit risk

Credit risk is the risk of financial loss to the Group if a customer or counterparty to a financial instrument fails to meet its contractual obligations, and arises principally from the Group's receivables from customers and loans and advances.

The Group's customer profile include public sector enterprises, state owned companies, group entities, individual and corporates customer. General payment terms include mobilisation advance, monthly progress payments with a credit period ranging from 45 to 90 days and certain retention money to be released at the end of the project. In some cases retentions are substituted with bank/corporate guarantees. The Group has a detailed review mechanism of overdue customer receivables at various levels within organisation to ensure proper attention and focus for realisation.

Credit risk on trade receivables and unbilled work-in-progress is limited as the customers of the Group mainly consists of the government promoted entities having a strong credit worthiness. The provision matrix takes into account available external and internal credit risk factors such as companies historical experience for customers.

**The exposure to credit risk is as follows :**

#### Financial assets

(₹ In Lakhs)		
Particulars	As at 31-Mar-20	As at 31-Mar-19
Loans (Note 7 & 17)	12,873.38	12,241.46
Trade receivable (Note 6 & 15)	1,08,302.86	1,31,636.84
Other Financial Assets (Note 8 & 18)	10,937.22	8,206.90
Contract Assets (Note 4 & 13)	2,51,367.67	2,16,441.84
<b>Total financial assets carried at amortised cost</b>	<b>3,83,481.13</b>	<b>3,68,527.03</b>

#### Concentration of credit risk

The following table gives details in respect of percentage of dues from Major category of receivables and loans i.e. government promoted agencies and others.

(₹ In Lakhs)		
Particulars	As at 31-Mar-20	As at 31-Mar-19
From Government Promoted Agencies	3,58,642.50	3,11,536.58
From Group entities		
Loan	12,676.92	10,019.48
From RMC Debtors	3,090.89	4,456.71
From others	9,070.82	42,514.27
<b>Total dues receivable from Major category of receivables and loans i.e. government promoted agencies and others:</b>	<b>3,83,481.13</b>	<b>3,68,527.04</b>

## Notes to Consolidated Financial Statements for the year ended March 31, 2020

The following table gives concentration of credit risk in terms of Top 10 amounts receivable from customers (₹ In Lakhs)

Particulars	As at 31-Mar-20	As at 31-Mar-19
Trade Receivable	79,434.28	61,311.37
% of Gross Trade Receivable	73.34%	46.58%

### Credit Risk Exposure

The exposure to credit risk for trade and other receivables by type of counterparty was as follows: (₹ In Lakhs)

Particulars	As at 31-Mar-20	As at 31-Mar-19
Opening Balance	5,624.71	3,170.97
Add: Provision made / reverse for Impairment allowance of Trade Receivables	1,805.25	2,453.74
<b>Closing Balance (Refer Note 6 &amp; 15)</b>	<b>7,429.96</b>	<b>5,624.71</b>

Particulars	As at 31-Mar-20	As at 31-Mar-19
Opening Balance	1,220.33	1,041.89
Add: Impairment allowance for doubtful advance	50.89	181.29
Less: Written off	(115.22)	(2.85)
<b>Closing Balance (Refer Note 11, 13, 18 &amp; 19)</b>	<b>1,156.00</b>	<b>1,220.33</b>

Impairment allowance on Doubtful debts / Doubtful advances : The provisions are made against Trade receivable / Advances based on "expected credit loss" model as per Ind AS 109.

Management believes that the unimpaired amounts which are past due are collectible in full.

The significant change in the balance of trade receivables and contract asset are disclosed in Note 4, 6, 13 and 15.

### Cash and cash equivalents

Cash and cash equivalents (excluding cash on hand) of ₹ 57,108.78 Lakhs at March 31, 2020 (March 31, 2019 : ₹ 7,628.47 Lakhs). The cash and cash equivalents (excluding cash on hand) are held with bank and financial institution counterparties with good credit rating.

### Bank Balances other than Cash & cash equivalents

Bank Balances other than Cash and cash equivalents of ₹ 18,108.97 lakhs at March 31, 2020 (March 31, 2019 : ₹ 15,179.66 lakhs). The Bank Balances other than cash and cash equivalents are held with bank and financial institution counterparties with good credit rating.

### Investments & Loan

Investments (other than investment in mutual funds) & Loan are with only group companies in relation to the project execution, hence the group believes exposure to credit risk to be minimal.

### (B) Liquidity Risk

Liquidity risk is the risk that the Group will encounter difficulty in meeting the obligations associated with its financial liabilities. The Group's approach to managing liquidity is to ensure, as far as possible, that it will have sufficient liquidity to meet its liabilities when they are due, under both normal and stressed conditions, without incurring unacceptable losses or risking damage to the Group's reputation.

The Group manages liquidity risk by maintaining sufficient cash and marketable securities and by having access to funding through an adequate amount of committed credit lines. Management regularly monitors the position of cash and cash equivalents vis-à-vis projections. Assessment of maturity profiles of financial assets and financial liabilities including debt financing plans and maintenance of Balance Sheet liquidity ratios are considered while reviewing the liquidity position.

The Group's maximum exposure relating to financial guarantees and financial instruments is noted in note no. 23, 24, 25, 26, 31, 32 & 33 and the liquidity table below:



## Notes to Consolidated Financial Statements for the year ended March 31, 2020

Particulars	Less than 1 year (₹ In Lakhs)	1 to 5 years (₹ In Lakhs)	Greater than 5 years (₹ In Lakhs)	Total (₹ In Lakhs)
<b>As at March 31, 2020</b>				
<b>Financial Liabilities</b>				
Borrowings (including current maturities)	60,596.39	2,86,876.53	2,77,571.02	6,25,043.94
Future Interest on above Borrowings	54,734.52	1,99,101.24	70,865.88	3,24,701.64
Lease Liabilities	528.56	605.51	-	1,134.07
Trade payables	73,807.95	8,040.87	-	81,848.82
Others	40,251.62	1,21,951.50	1,38,849.73	3,01,052.85
<b>Total</b>	<b>2,29,919.04</b>	<b>6,16,575.65</b>	<b>4,87,286.63</b>	<b>13,33,781.33</b>
<b>As at March 31, 2019</b>				
<b>Financial Liabilities</b>				
Borrowings (including current maturities)	62,750.03	2,50,125.62	2,91,552.02	6,04,427.67
Future Interest on above Borrowings	53,353.38	1,57,651.12	48,655.68	2,59,660.18
Trade payables	1,02,497.96	-	-	1,02,497.96
Others	29,749.58	83,830.53	1,71,450.01	2,85,030.12
<b>Total</b>	<b>2,48,350.95</b>	<b>4,91,607.27</b>	<b>5,11,657.71</b>	<b>12,51,615.93</b>

### (C) Market Risk

Market risk is the risk that the fair value of future cash flows of a financial instrument will fluctuate because of changes in market prices. Market risk comprises three types of risk:

1. Currency risk
2. Interest rate risk
3. Other price risk such as Commodity risk and Equity price risk.

#### 1. Currency risk

The Group has several balances in foreign currency and consequently the group is exposed to foreign exchange risk. The exchange rate between the rupee and foreign currencies has changed substantially in recent years, which has affected the results of the Group, and may fluctuate substantially in the future. The Group evaluates exchange rate exposure arising from foreign currency transactions and follows established risk management policies.

The following table analysis foreign currency risk from financial instruments:

Particulars	As at March 31, 2020		As at March 31, 2019	
	Foreign Currency (In Lakh)	₹ (In Lakh)	Foreign Currency (In Lakh)	₹ (In Lakh)
<b>Financial assets</b>				
Trade receivable	\$0.00	-	\$0.00	-
Cash and cash equivalents	\$0.00	-	\$0.00	-
<b>Total financial assets carried at amortised cost</b>		-		-
<b>Financial liabilities</b>				
Other financial liabilities	EUR 76.2	6,328.41	EUR 76.2	6,137.41
<b>Total financial liabilities carried at amortised cost</b>		<b>6,328.41</b>		<b>6,137.41</b>
<b>Contingent Financial Liabilities</b>				
Letter of Credit	EUR 7.8	647.79	EUR 5	402.72
Letter of Credit	\$0.92	69.36		
Bank Gurantees	\$17.16	1,293.99	\$17.16	1,185.22
<b>Total Contingent Financial Liabilites</b>		<b>2,011.13</b>		<b>1,587.94</b>

## Notes to Consolidated Financial Statements for the year ended March 31, 2020

The following significant exchange rates have been applied during the year.

Particulars	As at 31-Mar-20	As at 31-Mar-19
USD 1	75.39	69.05
EURO 1	83.05	80.54

The sensitivity analyses in the following sections relate to the position as at March 31, 2020 and as at March 31, 2019.

The following table details the Company's sensitivity to a 5% increase and 5% decrease against the relevant foreign currencies. Sensitivity indicates Management's assessment of the reasonable possible change in foreign exchange rates. The sensitivity analysis includes only outstanding foreign currency denominated monetary items and adjusts their translation at the year end for a 5% change in foreign currency rates.

Particulars	(₹ In Lakhs)			
	As at 31-Mar-20	As at 31-Mar-20	As at 31-Mar-19	As at 31-Mar-19
	Increase	Decrease	Increase	Decrease
<b>Assets</b>				
USD	0.00	(0.00)	0.00	(0.00)
<b>Liabilities</b>				
EURO	(316.42)	316.42	(306.87)	306.87

### 2. Interest Rate Risk

As infrastructure development and construction business is capital intensive, the group is exposed to interest rate risks. The Group's infrastructure development and construction projects are funded to a large extent by debt and any increase in interest expense may have an adverse effect on our results of operations and financial condition. The group current debt facilities carry interest at variable rates with the provision for periodic reset of interest rates. As of March 31, 2020, the majority of the group indebtedness was subject to variable/fixed interest rates.

The interest rate risk exposure is mainly from changes in floating interest rates. The interest rate are disclosed in the respective notes to the financial statement of the group. The following table analyse the breakdown of the financial assets and liabilities by type of interest rate:

Particulars	(₹ In Lakhs)	
	As at 31-Mar-20	As at 31-Mar-20
<b>Financial assets</b>		
<b>Fixed Interest bearing</b>		
- Loans	11,938.02	11,439.50
- Deposits with Bank	36,302.01	21,929.60
<b>Variable Interest bearing</b>		
- Loans	899.05	742.61
<b>Financial Liabilities</b>		
<b>Non Interest Bearing</b>		
- Borrowings	-	2,242.03
<b>Fixed Interest bearing</b>		
- Borrowings	66,876.63	73,522.37
<b>Variable Interest bearing</b>		
- Borrowings	4,64,094.35	4,92,490.35
- NHAI/ MPRDC	50,650.05	36,172.91

### Interest rate sensitivity

The following table demonstrates the sensitivity to a reasonably possible change in interest rates on that portion of loans and borrowings affected. With all other variables held constant, the Group's profit before tax is affected through the impact on floating rate borrowings, as follows:

## Notes to Consolidated Financial Statements for the year ended March 31, 2020

The Financial statements of certain Group companies have not presented the position of interest rate risk on Financial Assets and Liabilities separately. Hence, they have been presented net.

(₹ In Lakhs)

Particulars	For the year ended 31-Mar-2020	For the year ended 31-Mar-2019
<b>Increase in basis points</b>	50 bps	50 bps
Effect on profit before tax		
Increase / (Decrease) Financial Assets	4.50	3.71
Increase / (Decrease) Financial Liabilities	(2,573.72)	(2,643.32)
<b>Decrease in basis points</b>	50 bps	50 bps
Increase / (Decrease) Financial Assets	(4.50)	(3.71)
Increase / (Decrease) Financial Liabilities	2,573.72	2,643.32

### 3. Commodity Price Risk

The Group is effected by the price volatility of certain commodities such as Bitumen, Cement, Steel (Iron & Steel), Crushed Stone, Transformer and Cable & Conductor etc. The risk of price fluctuations in commodities is mitigated to certain extent based on the price escalation clause included in the contracts with the customers.

(₹ In Lakhs)

Commodity	For the year ended 31-Mar-2020	For the year ended 31-Mar-2019
Crushed Stone	20,475.41	11,108.52
Bitumen	30,475.99	9,049.16
Cement	18,723.07	15,524.11
Steel & Iron	20,278.85	30,538.19
Transformer	3,943.62	11,150.92
Cables & Conductors	13,785.94	15,446.65
<b>Total</b>	<b>1,07,682.89</b>	<b>92,817.55</b>

The sensitivity analysis below have been determine based on reasonably possible changes in price of the respective commodity occurring at the end of reporting period, while holding all other assumption constant.

(₹ In Lakhs)

Particulars	Price Variation	For the year ended 31-Mar-2020		For the year ended 31-Mar-2019	
		Increase	Decrease	Increase	Decrease
Crushed Stone	3%	614.26	(614.26)	333.26	(333.26)
Bitumen	3%	914.28	(914.28)	271.47	(271.47)
Cement	3%	561.69	(561.69)	465.72	(465.72)
Steel & Iron	3%	608.37	(608.37)	916.15	(916.15)
Transformer	3%	118.31	(118.31)	334.53	(334.53)
Cables & Conductors	3%	413.58	(413.58)	463.40	(463.40)
<b>Total</b>		<b>3,230.49</b>	<b>(3,230.49)</b>	<b>2,784.53</b>	<b>(2,784.53)</b>

## Notes to Consolidated Financial Statements for the year ended March 31, 2020

Particulars	Price Variation	For the year ended 31-Mar-2020		For the year ended 31-Mar-2019	
		Increase	Decrease	Increase	Decrease
Crushed Stone	5%	1,023.77	(1,023.77)	555.43	(555.43)
Bitumen	5%	1,523.80	(1,523.80)	452.46	(452.46)
Cement	5%	936.15	(936.15)	776.21	(776.21)
Steel & Iron	5%	1,013.94	(1,013.94)	1,526.91	(1,526.91)
Transformer	5%	197.18	(197.18)	557.55	(557.55)
Cables & Conductors	5%	689.30	(689.30)	772.33	(772.33)
<b>Total</b>		<b>5,384.14</b>	<b>(5,384.14)</b>	<b>4,640.89</b>	<b>(4,640.89)</b>

### Note 48 : Tax Expense

Pursuant to Taxation Law (Amendment) ordinance, 2019 ("Ordinance") issued by Ministry of Law and Justice (Legislation Department) on September 20, 2019 and which is effective from April 1, 2019, domestic companies have an option to pay corporate Income Tax @ 22% + Surcharge and Cess ("New Tax Rate") subject to certain conditions. As per the assessment made, certain components of the Group have opted for the New Tax Rate from the financial year 2019-20 which has resulted into reversal of deferred tax assets recognised up to March 31, 2019 amounting to ₹ 1,381.38 Lakhs.

#### (a) Major component of Income Tax and Deferred Tax

(₹ In Lakhs)

Particulars	For the year ended 31-Mar-2020	For the year ended 31-Mar-2019
<b>Current tax:</b>		
Tax on profit for the year	19,321.39	18,696.21
<b>Total Current tax</b>	<b>19,321.39</b>	<b>18,696.21</b>
<b>Deferred Tax:</b>		
Origination and reversal of temporary differences	(2,733.70)	(1,605.53)
<b>Total Deferred Tax</b>	<b>(2,733.70)</b>	<b>(1,605.53)</b>
Tax on Other Comprehensive Income	(10.38)	(20.88)
<b>Net Tax expense</b>	<b>16,577.31</b>	<b>17,069.80</b>

#### (b) Reconciliation of tax expense and the accounting profit multiplied by India's Domestic tax rate:

(₹ In Lakhs)

Particulars	For the year ended 31-Mar-2020	For the year ended 31-Mar-2019
<b>Profit before tax</b>	<b>32,623.53</b>	<b>13,062.21</b>
<b>Statutory income tax rate</b>	<b>25.17%</b>	<b>34.94%</b>
Tax at statutory income tax rate	8,210.69	4,564.46
<b>Add/(Less): Tax effect on account of:</b>		
Unrecognised deferred tax assets on losses / movement during tax holiday period	14,773.74	13,216.54
Obligation towards investor in subsidiary not deductible under tax laws	1,116.75	3,722.88
Share of results of associate and joint ventures	293.35	36.68
Other non deductible expenses (net)	(9,682.51)	(2,338.95)
Profits taxable at different rates for certain subsidiaries (net)	631.00	(2,276.68)
Impact of change in Tax Rates	1,381.38	-
Others items (including true up impact basis income tax returns)	(147.09)	144.88
<b>Total</b>	<b>16,577.31</b>	<b>17,069.80</b>

## Notes to Consolidated Financial Statements for the year ended March 31, 2020

- (c) The details of income tax assets and liabilities as at March 31, 2020, and as at March 31, 2019 are as follows:

(₹ In Lakhs)		
Particulars	As at March 31, 2020	As at March 31, 2019
Income Tax Assets (Refer Note 10)	8,733.53	7,059.28
Income Tax Liability (Refer Note 36)	(2,678.91)	(2,125.40)
<b>Net Current Income tax assets/(liability) at the end</b>	<b>6,054.62</b>	<b>4,933.87</b>

- (d) The gross movement in the current income tax asset/ (liability) for the years ended March 31, 2020 and March 31, 2019 is as follows :

(₹ In Lakhs)		
Particulars	For the year ended 31-Mar-2020	For the year ended 31-Mar-2019
Net Income tax asset / (liability) as at the beginning	4,933.87	5,410.25
Income Tax Paid	20,442.14	18,219.83
Current Income Tax Expenses	(19,321.39)	(18,696.21)
<b>Net Income tax asset / (liability) as at the end</b>	<b>6,054.62</b>	<b>4,933.87</b>

- (e) Deferred tax assets/liabilities:

(₹ In Lakhs)		
Particulars	For the year ended 31-Mar-2020	For the year ended 31-Mar-2019
<b>Net Deferred Tax Asset as at the beginning</b>	<b>5,616.16</b>	<b>4,011.18</b>
<b>Credits / (Charges) to Statement of Profit and Loss (including impact of tax rate change)</b>		
Difference between book and tax depreciation & business loss	383.32	967.00
Provision for Expected Credit Loss allowance on receivable and advances	(787.24)	1,160.84
Provision for compensated absences / bonus / others	-	26.34
MAT Credit Entitlement	2,535.72	(549.20)
<b>Net Deferred Tax Asset as at the end</b>	<b>7,747.96</b>	<b>5,616.16</b>

- (f) Unrecognised Deferred Tax Assets and Liabilities

Unused tax losses / unused tax credit for which no deferred tax assets is recognised amount to INR. 5,71,215.71 lakhs and INR. 5,59,576.92 lakhs as at 31st March, 2020 and 31st March, 2019 respectively

The unused tax losses expire as detailed below:

(₹ In Lakhs)					
As at 31st March, 2020 Unrecognised deferred tax asset	Within one year	Greater than one year, less than five years	Greater than five years	No expiry date	Total
Unutilised business losses	1,112.49	69,022.12	67,086.11	-	1,37,220.72
Unabsorbed depreciation	-	-	-	4,20,175.51	4,20,175.51
Unutilised MAT credit	-	151.75	13,667.73	-	13,819.48
<b>Total</b>	<b>1,112.49</b>	<b>69,173.87</b>	<b>80,753.84</b>	<b>4,20,175.51</b>	<b>5,71,215.71</b>

As at 31st March, 2019 Unrecognised deferred tax assets	Within one year	Greater than one year, less than five years	Greater than five years	No expiry date	Total
Unutilised business losses	1,397.23	33,967.35	75,176.93	-	1,10,541.51
Unabsorbed depreciation	-	-	-	4,32,624.43	4,32,624.43
Unutilised MAT credit	-	42.06	16,368.92	-	16,410.98
<b>Total</b>	<b>1,397.23</b>	<b>34,009.41</b>	<b>91,545.85</b>	<b>4,32,624.43</b>	<b>5,59,576.92</b>



## Notes to Consolidated Financial Statements for the year ended March 31, 2020

### 49 : Leases

Disclosures pursuant to Ind AS 116 "Leases"

Effective April 1, 2019, the Group has adopted Ind AS 116 "Leases" and applied the standard to all lease contracts existing on the date of initial application i.e. April 1, 2019. The Group has used the modified retrospective approach for transitioning to Ind AS 116 with right-of-use asset recognized at an amount equal to the lease liability adjusted for any prepayments/accruals recognised in the balance sheet as on 31 March, 2019. Accordingly, comparatives for the year ended March 31, 2019 have not been retrospectively adjusted. There is no impact on retained earnings as on 1 April, 2019.

The Group also applied the available practical expedients wherein it:

- Used a single discount rate to a portfolio of leases with reasonably similar characteristics
- Relied on its assessment of whether leases are onerous immediately before the date of initial application
- Applied the short-term leases exemptions to leases with lease term that ends within 12 months of the date of initial application
- Excluded the initial direct costs from the measurement of the right-of-use asset at the date of initial application
- Used hindsight in determining the lease term where the contract contained options to extend or terminate the lease
- Applied the standard only to contracts that were previously identified as leases applying Ind AS 17 at the date of initial application.

The Group has lease contracts for various items of plant, machinery, land, building, vehicles and other equipment used in its operations. Leases of land generally have lease terms between 1 to 80 years, while Building, Plant and machinery, motor vehicles and other equipment generally have lease terms between 1 and 5 years. Generally, the Group is restricted from assigning and subleasing the leased assets.

The Group has elected not to apply the requirements of Ind AS 116 to short term leases of all the assets that have a lease term of twelve months or less and leases for which the underlying asset is of low value. The lease payments associated with these leases are recognized as an expense on a straight line basis over the lease term.

The Group had total cash outflows for leases of ₹ 1,020.14 Lakhs in 31 March 2020.

Refer Note 2A for additions to right-of-use assets and the carrying amount of right-of-use assets as at March 31, 2020.

The effective interest rate for lease liabilities is 10%,

The maturity analysis of lease liabilities are disclosed in Note 47(B).

#### **Amounts recognized in the Statement of Profit and Loss**

(₹ In Lakhs)

Particulars	For the year ended 31-Mar-2020
Depreciation expenses of Right-of-use assets (Refer Note 2A)	975.75
Interest expenses on lease liabilities (Refer Note 42)	141.36
Expenses related to short term leases or cancellable leases (Refer Note 43)	1,183.55
Expenses related to leases of low value assets, excluding short term leases (Refer Note 43)	1,351.60
Variable lease payments not included in measurement of lease liabilities (Refer Note 40)	5,244.80
Total Amount recognised in profit and Loss	8,897.06

- (a) The Group has given various commercial premises and plant and equipment under cancellable operating leases.
- (b) Assets acquired on non-cancellable operating leases for various machineries and equipment's, the future minimum lease receivable in respect of which is as follows:

(₹ In Lakhs)

Future lease rentals	As At 31-Mar-2020	As At 31-Mar-2019
Within one year	333.22	259.26
Over one year but less than 5 years	575.96	543.00
More than 5 years	84.59	159.78
<b>Amount credited to the statement of profit &amp; loss in respect of lease rental income for operating leases</b>	<b>993.77</b>	<b>962.04</b>

## Notes to Consolidated Financial Statements for the year ended March 31, 2020

### Note 50 : Employee benefit plans

#### (a) Defined contribution plan

The following amount recognized as an expense in Statement of profit and loss on account of provident fund and other funds. There are no other obligations other than the contribution payable to the respective authorities.

(₹ In Lakhs)

Particulars	March 31, 2020	March 31, 2019
Contribution in Defined Contribution Plans & Provident Fund & ESIC	1,460.03	702.49

Contribution to Provident Fund is charged to accounts on accrual basis. The Group operates a defined contribution scheme with recognized provident fund. For this Scheme, contributions are made by the Group, based on current salaries, to recognized Fund maintained by the group. In case of Provident Fund scheme, contributions are also made by the employees. An amount of ₹ 1,402.22 Lakh (Previous Period ₹ 638.48 Lakh) has been charged to the Statement of Profit and Loss Account on account of this defined contribution scheme.

#### (b) Defined benefit plan

The following amount recognized as an expense in Statement of profit and loss on account of Defined Benefit plans.

(₹ In Lakhs)		
Particulars	March 31, 2020	March 31, 2019
Defined Benefit Plan - Gratuity & Leave Encashment	823.82	522.62

#### Gratuity

The group operates one defined plan of gratuity for its employees. Under the gratuity plan, every employee who has completed atleast five years of service gets a gratuity on departure @ 15 days of last drawn salary for each completed year of service. The Gratuity benefit is funded through a defined benefit plan. For this purpose the Group has obtained a qualifying insurance policy from Life Insurance Corporation of India.

The following tables summaries the components of net benefit expense recognised in the Statement of profit and loss and the funded status and amounts recognised in the balance sheet for the gratuity plan:

(₹ In Lakhs)

Particulars	March 31, 2020	March 31, 2019
<b>Amounts Recognised in Statement of profit and loss</b>		
<b>Service Cost</b>		
Current service cost	356.67	181.69
Past service cost	-	-
Interest cost on defined benefit obligation	94.75	74.15
Interest Income on plan assets	(88.59)	(75.12)
<b>Components of Defined benefits cost recognised in profit &amp; loss</b>	<b>362.83</b>	<b>180.72</b>
Remeasurement (gain)/loss - due to financials assumptions	150.18	(23.91)
Remeasurement (gain)/loss - due to experience adjustment	72.25	41.93
Return on plan assets excluding interest income	(47.82)	0.84
<b>Components of Defined benefits cost recognised in Other Comprehensive Income</b>	<b>174.61</b>	<b>18.86</b>
<b>Total Defined Benefits Cost recognised in P&amp;L and OCI</b>	<b>537.44</b>	<b>199.58</b>
<b>Amounts recognised in the Balance Sheet</b>		
Defined benefit obligation	1,879.16	1,247.18
Fair value of plan assets	1,702.45	1,054.48
<b>Funded Status</b>	<b>(176.71)</b>	<b>(192.70)</b>
<b>Changes in the present value of the defined benefit obligation are as follows:</b>		
Opening defined benefit obligation	1,247.22	1,010.40
Current service cost	356.67	181.69

## Notes to Consolidated Financial Statements for the year ended March 31, 2020

(₹ In Lakhs)		
Particulars	March 31, 2020	March 31, 2019
Interest cost	94.75	69.00
Actuarial losses/(gain) on obligation	218.78	12.28
Benefits paid	(38.26)	(26.15)
<b>Closing defined benefit obligation</b>	<b>1,879.16</b>	<b>1,247.22</b>
<b>Changes in the fair value of the plan assets are as follows:</b>		
Opening fair value of plan assets	1,054.47	973.06
Interest Income	88.59	75.69
Remeasurment gain/(loss):	(0.65)	(7.21)
Contribution from employer	546.18	44.46
Mortality Charges & Taxes	(3.75)	(6.36)
Return on plan assets excluding interest income	47.82	(0.40)
Benefits paid	(30.22)	(24.77)
<b>Closing fair value of plan assets</b>	<b>1,702.45</b>	<b>1,054.47</b>
<b>Net assets/(liability) is bifurcated as follows :</b>		
Current	(73.62)	(33.32)
Non-current	(103.04)	(138.19)
<b>Net liability</b>	<b>(176.66)</b>	<b>(171.51)</b>

The principal assumptions used in determining gratuity benefit obligation for the Group's plans are shown below:

Particulars	March 31, 2020	March 31, 2019
Discount rate	6.82%	7.72%
Mortality rate	Indian assured lives mortality (2012 -14) ultimate mortality table	Indian assured lives mortality (2012 -14) ultimate mortality table
Salary escalation rate (p.a.)	7.00%	7.00%
Disability Rate (as % of above mortality rate)	0.00%	0.00%
Withdrawal Rate	1% to 10%	1% to 10%
Normal Retirement Age	58 Years	58 Years
Average Future Service	20	20

The sensitivity analysis below have been determine based on reasonably possible change of the respective assumptions occurring at the end of the reporting period, while holding all other assumptions constant.

Particulars	March 31, 2020		March 31, 2019	
	Increase	Decrease	Increase	Decrease
Salary escalation (100 basis point movement)	1,556.64	1,268.89	1,125.19	949.39
Discount rate (100 basis point movement)	1,399.07	1,406.20	1,037.74	1,026.61
Attrition rate (100 basis point movement)	1,266.27	1,563.48	947.97	1,131.40

The estimates of future salary increases, considered in actuarial valuation, is based on inflation, seniority, promotion and other relevant factors, such as supply and demand in the employment market.

The overall expected rate of return on assets is determined based on the market prices prevailing on that date, applicable to the period over which the obligation is to be settled. There has been significant change in expected rate of return on assets due to change in the market scenario.

### Note 51 : Segment Reporting

The Group had identified three reportable segments i.e. Construction and Contract Related Activities, BOT/Annuity projects and Sale (including Real Estate). Segments have been identified taking into account the nature of activities of the Company, different risks and returns and internal reporting systems.

## Notes to Consolidated Financial Statements for the year ended March 31, 2020

Year ended 31 March 2020				(₹ In Lakhs)
Particulars	Construction Contract	Sales	BOT / Annuity	Total
Revenue	1,77,429.50	15,816.89	3,13,800.82	5,07,047.21
Segment Result	49,468.53	2,158.90	(10,581.41)	41,046.02
Less : Unallocable Interest Expense				(9,328.09)
Add : Unallocable Other Income				9,339.40
Less : Unallocable Expenditure				(8,433.80)
Less : Exceptional Item				-
Profit Before Tax				32,623.53
Less : Provision for Tax				16,587.69
Profit After Tax				16,035.84
Segment Assets	2,01,825.53	52,484.30	10,30,705.57	12,85,015.40
Corporate and Other Unallocable Assets				78,385.74
<b>Total (A)</b>				13,63,401.14
Segment Liabilities	1,39,854.20	12,163.97	11,10,536.64	12,62,554.81
Corporate and Other Unallocable Liabilities				46,618.13
<b>Total (B)</b>				13,09,172.94
<b>Capital Employed (A-B)</b>				54,228.20

Year ended 31 March 2019				(₹ In Lakhs)
Particulars	Construction Contract	Sales	BOT / Annuity	Total
Revenue	1,99,707.80	21,639.79	2,71,664.47	4,93,012.06
Segment Result	46,578.13	2,588.77	(11,678.49)	37,488.41
Less : Unallocable Interest Expense				(8,192.66)
Add : Unallocable Other Income				7,605.52
Less : Unallocable Expenditure				(17,825.72)
Less : Exceptional Item				(6,013.34)
Profit Before Tax				13,062.21
Less : Provision for Tax				17,090.68
Profit After Tax				(4,028.47)
Segment Assets	2,46,093.08	49,305.93	9,61,724.36	12,57,123.37
Corporate and Other Unallocable Assets				53,013.40
<b>Total (A)</b>				13,10,136.77
Segment Liabilities	1,48,834.46	16,060.00	10,25,591.07	11,90,485.53
Corporate and Other Unallocable Liabilities				79,067.25
<b>Total (B)</b>				12,69,552.78
<b>Capital Employed (A-B)</b>				40,583.99

### Note 52 : Earnings per share (EPS)

Basic EPS amounts are calculated by dividing the profit for year attributable to equity holders by the weighted average number of Equity shares outstanding during the year.

## Notes to Consolidated Financial Statements for the year ended March 31, 2020

The following reflects the income and share data used in the basic and diluted EPS computations:

Particulars	(₹ In Lakhs)	
	For the Year ended March 31, 2020	For the Year ended March 31, 2019
Profit / (Loss) attributable to equity shareholders of the Company	16,531.50	(3,346.02)
	Nos.	Nos.
Weighted average number of Equity shares (Basic)	28,07,23,217	28,07,23,217
Weighted average number of Equity shares (Diluted)	28,07,23,217	28,07,23,217
Nominal Value of Equity Shares (in ₹)	5	5
<b>Earnings Per Share</b>		
Basic earning per share (in ₹)	5.89	(1.19)
Diluted earning per share (in ₹)	5.89	(1.19)

### Note 53 : Disclosure pursuant to Ind AS 37 - “Provisions, Contingent Liabilities and Contingent Assets”

Particulars	(₹ In Lakhs)				
	Provisions				
	Provision for DLP / Warranties	Provision for Resurfacing obligations	Provision for Onerous contract	Provision for EPC work	Total
Balance as at April 01, 2019	5,634.51	32,645.84	40.55	2,672.52	40,993.42
Additional provisions made during the year	3,036.41	12,210.22	-	-	15,246.63
Provision used/reversed during the year	(1,338.26)	(11,398.16)	(40.55)	-	(12,776.97)
<b>Balance as at March 31, 2020</b>	<b>7,332.66</b>	<b>33,457.90</b>	<b>-</b>	<b>2,672.52</b>	<b>43,463.08</b>

Particulars	(₹ In Lakhs)				
	Provisions				
	Provision for DLP / Warranties	Provision for Resurfacing obligations	Provision for Onerous contract	Provision for EPC work	Total
Balance as at April 01, 2018	5,170.07	21,426.40	40.55	2,672.52	29,309.54
Additional provisions made during the year	3,016.10	12,904.01	-	-	15,920.11
Provision used/reversed during the year	(2,551.66)	(1,684.57)	-	-	(4,236.23)
<b>Balance as at March 31, 2019</b>	<b>5,634.51</b>	<b>32,645.84</b>	<b>40.55</b>	<b>2,672.52</b>	<b>40,993.42</b>

#### Nature of Provisions:

- Provision for DLP/ Warranties:** The Group gives warranties on certain products and services, undertaking to repair the defect or replace the items that fail to perform satisfactorily during the warranty period. Provision made as at March 31, 2020 represents the amount of the expected estimated cost of meeting such obligations of rectification/replacement.
- Provision for Resurfacing obligations:** Contractual resurfacing cost represents the estimated cost that the Group is likely to incur during concession period as per the contract obligations in respect of completed construction contracts accounted under Ind AS 115 “Revenue From Contract with Customers”.
- Provision for Onerous Contract:** The provision for onerous contract represents the value of expected losses recognised in accordance with Ind AS 37. on few onerous project.
- Provision for EPC Contract:** The provision for EPC work is for BOT project contract represents the value of expected losses recognised in accordance with Ind AS 115 “Revenue From Contract with Customers”. on few onerous project.



## Notes to Consolidated Financial Statements for the year ended March 31, 2020

### Note 54 : Contingent liabilities and Commitments (to the extent not provided for)

		(₹ In Lakhs)	
Sr. No.	Particulars	March 31, 2020	March 31, 2019
	<b>Contingent liabilities</b>		
a	Guarantees issued:		
	-third party	2,104.75	2,265.73
b	Claims against the Group not acknowledged as debts	4,199.24	4,296.34
c	Liability of Duty against Export Obligations	39.18	39.18
d	Disputed Duties:		
	i) Income Tax	7,658.19	7,658.19
	ii) Sales Tax	7,951.00	9,096.72
	iii) Customs	93.34	93.34
	iv) Service Tax	71.06	71.06
	v) Others	716.16	1,157.84
e	Unconditional Bank Guarantee to MPRDC	425.71	425.71
<b>Total</b>		<b>23,258.63</b>	<b>25,104.11</b>

The Group does not expect any outflow of economic resources in respect of the above and therefore no provision is made in respect thereof.

There are many interpretative issues relating to the Supreme Court (SC) judgement dated February 28, 2019 on Provident Fund (PF) as regards definition of PF wages and inclusion of certain allowances for the purpose of PF contribution, as well as effective date of its applicability. Having consulted and evaluated impact on its financial statements, the Group has implemented the changes as per clarifications vide the SC judgement dated February 28, 2019, with effect from March 01, 2019 i.e. immediate after pronouncement of the judgement, as part of statutory compliance. The Group will evaluate its position and act, in case there is any other interpretation of the same issues in future.

In consequent upon the search action dated 05.04.2016, the assessment were reopened/taken-up by the Income Tax Departments, in the cases of Ashoka Buildcon Ltd, Viva Highways Ltd & Ashoka Infrastructure Ltd for AY 2011-12 to AY 2017-18 & in the case of Ashoka Concession Ltd for AY 2012-13 to AY 2017-18. These assessments are completed on 31st December, 2018 except in the case of Ashoka Concession Ltd for AY 2014-15 & 2015-16.

- A) Assessments of Ashoka Buildcon Limited, the Parent Company for Assessment Year 2011-12 to Assessment Year 2017-18 were re-opened/taken-up by the Income Tax Department, consequent upon the search action dated April 5, 2016, against the Company. These assessments were completed on December 31, 2018. In these assessments, Income Tax Authorities have made certain additions. Accordingly, the company is in appeal against the said dis-allowances and has challenged such dis-allowances before the first appellate authority. The appeal before the first appellate authority is pending and the Company has made the necessary submissions to the Income Tax Authorities. Hearings are in progress and outcome of appeal is not yet decided.
- B) In the case of Ashoka Concession Limited, a subsidiary company, was subject to search proceedings under Income Tax Act, 1961 in the month April 2016, and consequently had filed revised return under protest for Financial Year (FY) 2011-12 to FY 2016-17. In 2019, the subsidiary company has received assessment orders for these years except for FY 2013-14 and FY 2014-15 for which all the submissions are duly completed. There are no additions made during assessment proceedings and accordingly it has no impact.
- C) In the case of Ashoka Infrastructure Ltd, a subsidiary company, for AY 2011-12 & 2012-13, the income declared in the returns submitted is accepted in the completed assessments. However, for AY 2013-14 to AY 2017-18, income declared in the returns submitted is accepted except with reference to the legal issue of allowing depreciation on Intangible Asset i.e. 'Right to collect toll'. For AY 2013-14 to AY 2016-17, amortisation allowed by the AO is in excess of depreciation claimed by the company. Since the said adjustment to the returned income does not have any adverse effect on the tax liability of company & as the subsidiary company cannot be said as aggrieved by such assessment orders, the subsidiary company has not preferred appeals against the assessment orders for AY 2013-14 to 2016-17. However, for AY 2017-18, the subsidiary company had filed appeal against the assessment order of the AO, disputing the disallowance of depreciation on intangible asset, before the CIT(A). The same is pending.

## Notes to Consolidated Financial Statements for the year ended March 31, 2020

- D) In the case of Viva Highways Ltd, a subsidiary company, in the assessments additional demand of ₹ 509.85 Lakhs was raised on the subsidiary company and the same was adjusted against MAT Credit available. Against the additional demand, subsidiary company had filed appeal, before the CIT(A). The same is pending.

### Note 55 : Events after reporting period

No subsequent event has been observed which may required an adjustment to the balance sheet.

### Note 56 : Details of dues to micro and small enterprises as per MSMED Act, 2006

Disclosers under the Micro, Small and Medium enterprises Development Act, 2006 are provided as under for the year 2019-20, to the extent the Group has received intimation from the "Suppliers" regarding their status under the Act.

(₹ In Lakhs)		
Particulars	As at 31-Mar-20	As at 31-Mar-19
(a) Principal amount remaining unpaid (but within due date as per the MSMED Act)	811.57	4,820.74
(b) Interest due thereon remaining unpaid	-	-
(c) Interest paid by the Group in terms of Section 16 of the Micro, Small and Medium Enterprises Development Act, 2006, along-with the amount of the payment made to the supplier beyond the appointed day during the period	-	-
(d) Interest due and payable for the period of delay in making payment (which have been paid but beyond the appointed day during the period) but without adding interest specified under the Micro, Small and Medium Enterprises Act, 2006	-	-
(e) Interest accrued and remaining unpaid	-	-
(f) Interest remaining due and payable even in the succeeding years, until such date when the interest dues as above are actually paid to the small enterprises	-	-
<b>Total</b>	<b>811.57</b>	<b>4,820.74</b>

### Note 57 : Group Information

#### Information about subsidiaries

The consolidated financial statements of the Group includes subsidiaries listed in the table below:

Sr. No.	Name of the Entity	Principal activities	Country of incorporation/ Principal place of business	% equity interest	
				31-Mar-20	31-Mar-19
1	Ashoka Concessions Ltd.	Infrastructure	India	66.00%	66.00%
2	Ashoka Highways (Durg) Ltd.	Infrastructure	India	33.66%	33.66%
3	Ashoka Highways (Bhandara) Ltd.	Infrastructure	India	33.66%	33.66%
4	Ashoka Belgaum Dharwad Tollway Ltd.	Infrastructure	India	66.00%	66.00%
5	Ashoka Dhankuni Kharagpur Tollway Ltd.	Infrastructure	India	66.00%	66.00%
6	Ashoka Sambhalpur Baragarh Tollway Ltd.	Infrastructure	India	66.00%	66.00%
7	Jaora-Nayagaon Toll Road Company Pvt. Ltd.	Infrastructure	India	61.17%	61.17%
8	Ashoka-DSC Katni Bypass Road Ltd.	Infrastructure	India	99.89%	99.89%
9	Ashoka Infrastructures	Infrastructure	India	99.99%	99.99%
10	Ashoka Highway Ad	Infrastructure	India	99.99%	99.99%
11	Ashoka GVR Mudhol Nipani Roads Ltd.	Infrastructure	India	100.00%	100.00%
12	Ashoka Bagewadi Saundatti Road Ltd.	Infrastructure	India	100.00%	100.00%
13	Ashoka Hungund Talikot Road Ltd.	Infrastructure	India	100.00%	100.00%
14	Ashoka Kharar Ludhiana Road Ltd.	Infrastructure	India	66.00%	66.00%
15	Ashoka Ranastalam Anandapuram Road Ltd.	Infrastructure	India	66.00%	66.00%
16	Ashoka Khairtunda Barwa Adda Road Limited	Infrastructure	India	66.00%	66.00%
17	Ashoka Mallasandra Karadi Road Limited	Infrastructure	India	66.00%	66.00%
18	Ashoka Karadi Banwara Road Private Limited	Infrastructure	India	66.00%	66.00%
19	Ashoka Belgaum Khanapur Road limited	Infrastructure	India	66.00%	66.00%
20	Ashoka Ankleshwar Manubar Road Limited	Infrastructure	India	66.00%	66.00%

## Notes to Consolidated Financial Statements for the year ended March 31, 2020

Sr. No.	Name of the Entity	Principal activities	Country of incorporation/ Principal place of business	% equity interest	
				31-Mar-20	31-Mar-19
21	Ashoka Bettadahalli Shivamogga Road Private Limited	Infrastructure	India	66.00%	N.A.
22	Ashoka Kandi Ramsanpalle Road Private Limited	Infrastructure	India	100.00%	N.A.
23	Ashoka Banwara Bettadahalli Road Private Limited	Infrastructure	India	100.00%	N.A.
24	Ashoka Purestudy Technologies Private Limited	Software Development for Educational Institutions	India	51.00%	N.A.
25	Viva Highways Ltd.	Infrastructure & Real Estate	India	100.00%	100.00%
26	Ashoka Infraways Ltd.	Infrastructure & Real Estate	India	100.00%	100.00%
27	Ashoka Infrastructure Ltd.	Infrastructure & Real Estate	India	100.00%	100.00%
28	Viva Infrastructure Ltd.	Infrastructure & Real Estate	India	100.00%	100.00%
29	Ashoka Precon Pvt.Ltd.	Manufacturing	India	51.00%	51.00%
30	Ashoka Technologies Pvt.Ltd.	Software Development	India	100.00%	100.00%
31	Unison Enviro Pvt.Ltd.	City Gas Distribution	India	51.00%	51.00%
32	Ashoka Highway Research Centre Pvt.Ltd.	R & D Related to Infrastructure	India	100.00%	100.00%
33	Ashoka Aerospace Pvt.Ltd.	Infrastructure	India	100.00%	100.00%
34	Ratnagiri Natural Gas Pvt.Ltd.	City Gas Distribution	India	100.00%	100.00%
35	Blue Feather Infotech Pvt.Ltd.	Real Estate Development	India	100.00%	100.00%
36	Endurance Road Developers Pvt. Ltd.	Infrastructure	India	100.00%	100.00%
37	Ashoka Path Nirman ( Nasik ) Pvt.Ltd.	Contracting	India	100.00%	100.00%
38	Tech Breater Pvt.Ltd.	Consultancy Services	India	74.00%	74.00%

### Associates

The Group Has Equity interest in following entity

Sr. No.	Name of the Entity	Principal activities	Country of incorporation/ Principal place of business	% equity interest	
				As at 31-Mar-20	As at 31-Mar-19
1	PNG Tollway Limited	Infrastructure	India	17.16%	17.16%

### Joint Venture Companies

The Group Has Equity interest in following entities

Sr. No.	Name of the Entity	Principal activities	Country of incorporation/ Principal place of business	% equity interest	
				As at 31-Mar-20	As at 31-Mar-19
1	Mohan Muttha Ashoka Buildcon LLP	Overseas Contracting	Maldives	50.00%	50.00%
2	Ashoka Bridgeways	Contracting	India	5.00%	5.00%
3	Ashoka Valecha JV	Infrastructure	India	51.00%	51.00%
4	Abhijit Ashoka Infrastructure Pvt Ltd	Infrastructure	India	50.00%	50.00%
5	GVR Ashoka Chennai ORR Ltd	Infrastructure	India	50.00%	50.00%

## Notes to Consolidated Financial Statements for the year ended March 31, 2020

### Note 58.1:- Related Party Disclosures

#### 1. Name of the Related Parties and Description of Relationship:

Nature of Relationship	Name of Entity
Associates	PNG Tollway Ltd
Joint Ventures / Joint Operations	GVR Ashoka Chennai ORR Ltd
	Abhijeet Ashoka Infrastructure Pvt Ltd
	Cube Ashoka JV Co.
	Ashoka Bridgeways
	Mohan Mutha Ashoka Buildcon LLP
	Ashoka Valecha JV
	ABL STS JV
Key Management Personnel	Ashok M Katariya (Chairman)
	Satish D Parakh (Managing Director)
	Sanjay P Londhe (Whole Time Director)
	Milapraj Bhansali (Whole Time Director)
	Pareesh C Mehta (Chief Financial Officer)
	Manoj A. Kulkarni ( Company Secretary)
	Gyan Chand Daga (Independent Director)
	Michael Pinto (Independent Director) (Retired w.e.f. April 01, 2019)
	Sharadchandra Abhyankar (Independent Director)
	Albert Tauro (Independent Director)
	Sunanda Dandekar (Independent Director)
Relatives of Key Managerial Personnel	Asha A. Katariya (Wife of Ashok M Katariya)
	Ashish A. Katariya (Son of Ashok M Katariya)
	Astha A. Katariya (Daughter In Law of Ashok M Katariya)
	Shewta K. Modi (Daughter of Ashok M Katariya)
	Satish D Parakh (HUF) (HUF of Satish D Parakh)
	Shobha Satish Parakh (Wife of Satish D Parakh)
	Aditya S. Parakh (Son of Satish D Parakh)
	Ankita Parakh (Daughter in Law of Satish D Parakh)
	Rohan S Londhe (Son of Sanjay P Londhe)
	Lilabai Hiran (Sister of Ashok M Katariya)
	Anjali Londhe (Wife of Sanjay P Londhe)
Promoter Group	Ashoka Buildwell & Developers Pvt Ltd
	Ashoka Biogreen Pvt Ltd
	Ashoka Construwel Pvt Ltd
	Ashoka Industrial Park Pvt Ltd
	Precrete Technologies Pvt Ltd
	Ashoka Universal Academy Pvt Ltd
	Shweta Agro Farm
	Hotel Evening Inn Pvt Ltd
	Ashoka Education Foundation
	Ashoka Global Academy (IGCSE) Chandsi
	Ashoka Global Pre School

## Notes to Consolidated Financial Statements for the year ended March 31, 2020

Nature of Relationship	Name of Entity
	Ashoka Township
	Ashoka Universal School
	Ashoka Builders (Nasik) Pvt. Ltd.
	Ashoka Institute of Medical Sciences & Research
	Ashoka Deserts & Developers Pvt Ltd
	Ashoka Erectors Pvt Ltd
	Ashoka Estate Developers Pvt Ltd
	Ashoka Nirmiti Pvt Ltd
	Ashoka Premises Pvt Ltd
	Ashoka Promoters Pvt Ltd
	Ashoka Universal Warehousing LLP

### 58.2 Related Party Transactions

(₹ In Lakhs)

Transactions during the year	Joint Ventures	Key Managerial Personnel	Relatives of Key Managerial Personnel	Promoter Group	Grand Total
1. Contract Receipts	23,347.88 (10,000.48)	- -	- -	415.86 (271.86)	23,763.74 (10,272.34)
2. Director Sitting Fees:	- -	32.60 (43.20)	- -	- -	32.60 (43.20)
3. Dividend Income/Share of Profit in Partnership firm:	129.70 (1,468.96)	- -	- -	- -	129.70 (1,468.96)
4. Finance Expenses	- (274.02)	- -	- -	- -	- (274.02)
5. Interest Received	2,583.78 (2,183.14)	- -	- -	- -	2,583.78 (2,183.14)
6. Loans Given	- (1,109.50)	- -	- -	- -	- (1,109.50)
7. Other Income	- (1,081.76)	- -	- -	- -	- (1,081.76)
8. Rent Paid	- -	13.02 (6.30)	16.08 (6.30)	- -	29.10 (12.60)
9. Rent Received	- -	- -	- -	55.51 (54.49)	55.51 (54.49)
10. Salary Paid	- -	1,732.25 (1,525.80)	268.53 (190.16)	- -	2,000.78 (1,715.96)
11. Purchase of Goods / Availing of Services	- -	- -	- -	2.18 -	2.18 -
12. CSR / Donation	- -	- -	- -	800.00 -	800.00 -
13. Investments	277.69 -	- -	- -	- -	277.69 -
14. Sales of Goods / Rendering of services	2.77 (13.80)	- -	5.04 (4.27)	546.11 (24.80)	553.92 (42.87)

Note : Amounts in brackets represent amounts paid in Previous Year.



## Notes to Consolidated Financial Statements for the year ended March 31, 2020

### 58.3 Related Party Balances

(₹ In Lakhs)

Closing Balances	As at the year ended	Joint Ventures	Key Managerial Personnel	Relatives of Key Managerial Personnel	Promoter Group	Grand Total
1. Trade Receivables	March 31, 2020	14,104.33	-	-	1,006.81	15,111.14
	March 31, 2019	12,667.54	-	-	191.99	12,859.53
2. Trade Payables	March 31, 2020	490.52	-	-	-	490.52
	March 31, 2019	-	-	-	-	-
3. Advances Recoverable in Cash or other Financial Assets	March 31, 2020	1.41	-	-	5.00	6.41
	March 31, 2019	352.62	-	-	-	352.62
4. Loans / Advances	March 31, 2020	11,778.36	-	-	-	11,778.36
	March 31, 2019	10,019.51	-	-	-	10,019.51
5. Borrowings	March 31, 2020	-	-	-	-	-
	March 31, 2019	2,242.03	-	-	-	2,242.03
6. Other Payable: Other Financial liabilities	March 31, 2020	307.05	-	-	-	307.05
	March 31, 2019	535.24	-	-	-	535.24
7. Investments in Joint Venture	March 31, 2020	148.86	-	-	-	148.86
	March 31, 2019	-	-	-	-	-
8. Salary Payable	March 31, 2020	-	363.00	27.46	-	390.46
	March 31, 2019	-	356.85	34.75	-	391.60

#### Note 59 : Material Partly Owned subsidiaries

Financial information of subsidiaries that have material non-controlling interests is provided below :

Proportion of equity interest held by non-controlling interests.

Name of Entity	As at March 31, 2020	As at March 31, 2019
Ashoka Highways (Durg) Ltd.	66.34%	66.34%
Ashoka Highways (Bhandara) Ltd.	66.34%	66.34%
Jaora-Nayagaon Toll Road Company Pvt. Ltd.	38.83%	38.83%
Unison Enviro Pvt. Ltd.	49.00%	49.00%

#### Net Worth of following subsidiaries attributable to Non Controlling Interests

(₹ In Lakhs)

Name of Entity	As at March 31, 2020	As at March 31, 2019
Ashoka Highways (Durg) Ltd.	3,682.61	4,857.46
Ashoka Highways (Bhandara) Ltd.	(7,460.99)	(5,535.08)
Jaora-Nayagaon Toll Road Company Pvt. Ltd.	13,598.70	11,265.73
Unison Enviro Pvt. Ltd.	4,197.56	3,173.46

#### Profit / (loss) attributable to Non Controlling Interest.

(₹ In Lakhs)

Name of Entity	As at March 31, 2020	As at March 31, 2019
Ashoka Highways (Durg) Ltd.	(1,174.84)	(1,586.75)
Ashoka Highways (Bhandara) Ltd.	(1,925.90)	(2,340.71)
Jaora-Nayagaon Toll Road Company Pvt. Ltd.	2,332.96	2,231.42
Unison Enviro Pvt. Ltd.	(439.77)	(273.07)

## Notes to Consolidated Financial Statements for the year ended March 31, 2020

The Summarised Information of these Subsidiaries are provided below.  
The information is based on amounts before inter company eliminations

### Summarised Statement of Profit and Loss for the year ended 31 March 2020 :

(₹ In Lakhs)

Particulars	Ashoka Highways (Durg) Ltd.	Ashoka Highways (Bhandara) Ltd.	Jaora-Nayagaon Toll Road Company Pvt. Ltd.	Unison Enviro Pvt. Ltd
Revenue	7,994.01	7,214.57	19,059.09	791.01
Operating Expenses	1,802.54	1,671.87	2,153.35	573.00
Employee Benefits Expenses	325.94	302.33	617.66	114.68
Finance Costs	3,934.69	5,163.57	5,909.42	7.57
Depreciation and Amortisation	3,549.51	2,863.86	5,079.43	691.66
Other Expenses	139.83	94.79	212.04	560.83
<b>Profit before Tax</b>	<b>(1,758.50)</b>	<b>(2,881.85)</b>	<b>5,087.19</b>	<b>(1,156.73)</b>
Income tax	-	-	(905.23)	(263.98)
<b>Profit before the year from Continuing operations</b>	<b>(1,758.50)</b>	<b>(2,881.85)</b>	<b>5,992.42</b>	<b>(892.75)</b>
Other comprehensive income	(12.44)	(21.22)	15.72	(4.74)
Total comprehensive income	(1,770.94)	(2,903.07)	6,008.14	(897.49)
Attributable to non-controlling interests	(1,174.84)	(1,925.90)	2,332.96	(439.77)

### Summarised Statement of Profit & Loss for the year ended 31 March 2019 :

(₹ In Lakhs)

Particulars	Ashoka Highways (Durg) Ltd.	Ashoka Highways (Bhandara) Ltd.	Jaora-Nayagaon Toll Road Company Pvt. Ltd.	Unison Enviro Pvt. Ltd
Revenue	8,020.27	6,837.76	21,468.84	83.68
Operating Expenses	1,994.21	1,883.32	2,147.86	204.97
Employee Benefits Expenses	300.86	264.32	467.49	23.27
Finance Costs	3,908.27	4,896.66	6,222.60	60.81
Depreciation and Amortisation	4,117.58	3,182.65	5,157.05	91.28
Other Expenses	91.38	138.08	158.18	457.64
<b>Profit before Tax</b>	<b>(2,392.03)</b>	<b>(3,527.27)</b>	<b>7,315.66</b>	<b>(754.29)</b>
Income tax	-	-	1,569.88	(199.09)
<b>Profit before the year from Continuing operations</b>	<b>(2,392.03)</b>	<b>(3,527.27)</b>	<b>5,745.78</b>	<b>(555.20)</b>
Other comprehensive income	0.19	(1.08)	0.87	(2.08)
Total comprehensive income	(2,391.84)	(3,528.35)	5,746.65	(557.28)
Attributable to non-controlling interests	(1,586.75)	(2,340.71)	2,231.42	(273.07)

### Summarised Statement of Balance Sheets for the year ended 31 March 2020 :

(₹ In Lakhs)

Particulars	Ashoka Highways (Durg) Ltd.	Ashoka Highways (Bhandara) Ltd.	Jaora-Nayagaon Toll Road Company Pvt. Ltd.	Unison Enviro Pvt. Ltd
Current Assets	733.81	1,772.05	14,447.90	258.39
Non-Current Assets	42,921.07	34,848.66	77,955.60	9,576.76
Current Liabilities	8,185.12	8,353.27	9,121.14	1,223.74
Non-Current Liabilities	29,918.65	39,514.03	48,261.24	44.96
<b>Total Equity</b>	<b>5,551.11</b>	<b>(11,246.59)</b>	<b>35,021.12</b>	<b>8,566.45</b>
Attributable to				
Equity holders of Parent	1,868.50	(3,785.60)	21,422.42	4,368.89
Non-Controlling Interest	3,682.61	(7,460.99)	13,598.70	4,197.56

## Notes to Consolidated Financial Statements for the year ended March 31, 2020

### Summarised Statement of Balance Sheets for the year ended 31 March 2019 :

(₹ In Lakhs)

Particulars	Ashoka Highways (Durg) Ltd.	Ashoka Highways (Bhandara) Ltd.	Jaora-Nayagaon Toll Road Company Pvt. Ltd.	Unison Enviro Pvt. Ltd
Current Assets	1,559.56	1,244.06	16,233.00	1,881.42
Non-Current Assets	46,539.06	37,815.33	77,946.58	5,127.39
Current Liabilities	3,800.73	2,546.17	9,410.56	526.64
Non-Current Liabilities	36,975.83	44,856.73	55,756.06	5.72
<b>Total Equity</b>	<b>7,322.06</b>	<b>(8,343.51)</b>	<b>29,012.96</b>	<b>6,476.45</b>
Attributable to				
Equity holders of Parent	2,464.60	(2,808.43)	17,747.23	3,302.99
Non-Controlling Interest	4,857.46	(5,535.08)	11,265.73	3,173.46

### 60 Investment in Joint Venture

The Group has 50% interest in Abhijeet Ashoka Infrastructure Private Limited (AAIPL) and GVR Ashoka Chennai ORR Limited, both the joint ventures involved in the business of Infrastructure. The Group's interest in both the Joint Ventures is accounted for using the Equity Method in the Consolidation Financial Statements. Summarised financial information of the Joint Venture, based on its Ind AS financial statements, and reconciliation with the carrying amount of the investment in Consolidated Financial Statements are set out below:

#### Summarised balance sheet as at 31 March 2020:

(₹ In Lakhs)

Particulars	March 31, 2020		March 31, 2019	
	AAIPL	GVCORR	AAIPL	GVCORR
Current assets, including cash and cash equivalents	10,166.97	28,762.16	7,703.49	31,233.36
Non-current assets	53.80	1,07,647.92	593.64	1,10,442.09
Current liabilities, including tax payable	(81.76)	(34,326.76)	(66.72)	(32,683.12)
Non-current liabilities, including deferred tax liabilities and borrowing	(5,387.48)	(71,836.12)	(2,973.05)	(81,322.63)
<b>Equity</b>	<b>4,751.53</b>	<b>30,247.20</b>	<b>5,257.36</b>	<b>27,669.69</b>
Proportion of the Group's ownership	50%	50%	50%	50%
Carrying amount of the investment	<b>2,375.76</b>	<b>15,123.60</b>	<b>2,628.68</b>	<b>13,834.85</b>

#### Summarised statement of profit and loss of the following entities :

(₹ In Lakhs)

Particulars	March 31, 2020		March 31, 2019	
	AAIPL	GVCORR	AAIPL	GVCORR
Revenue	564.84	19,856.03	293.66	21,435.95
Cost of raw material and components consumed	-	2,236.86	-	3,278.67
Depreciation and Amortisation	3.33	-	3.04	-
Finance cost	-	14,173.09	-	14,832.49
Other expense	1,068.24	235.35	3,268.71	15.24
<b>Profit before tax</b>	<b>(506.73)</b>	<b>3,210.73</b>	<b>(2,978.09)</b>	<b>3,309.55</b>
Income tax expense	-	633.22	-	1,076.66
<b>(Loss) / Profit for the year (continuing operations)</b>	<b>(506.73)</b>	<b>2,577.51</b>	<b>(2,978.09)</b>	<b>2,232.89</b>
<b>Group's share of profit for the year</b>	<b>50.00%</b>	<b>50.00%</b>	<b>50.00%</b>	<b>50.00%</b>

### 61 Significant accounting judgement, estimates and assumptions

The preparation of the Group's financial statements requires management to make judgements, estimates and assumptions that affect the reported amounts of revenue, expenses, assets and liabilities, and the accompanying disclosures, and the disclosure of contingent liabilities. Uncertainty about these assumptions and estimates could result in outcomes that require a material adjustment to the carrying amount of assets or liabilities affected in future periods.

---

## Notes to Consolidated Financial Statements for the year ended March 31, 2020

---

### Estimates and assumptions

The key assumptions concerning the future and other key sources of estimating uncertainty at the reporting date, that have a significant risk of causing a material adjustment to the carrying amounts of assets and liabilities within the next financial year, are described below. The Group based its assumptions and estimates on parameters available when the financial statements were prepared. Existing circumstances and assumptions about future developments, however, may change due to market changes or circumstances arising that are beyond the control of the Group. Such changes are reflected in the assumptions when they occur.

### Significant estimates in Application of Ind AS 115

The Group applied the following estimates that significantly affect the determination of the amount and timing of revenue from contracts with customers:

#### Project Revenue and Costs

The percentage-of-completion method places considerable importance on accurate estimates of the extent of progress towards completion and may involve estimates on the scope of deliveries and services required for fulfilling the contractually defined obligations. These significant estimates include total contract costs, total contract revenues, contract risks, including technical, political and regulatory risks, and other judgments. The Group re-assesses these estimates on periodic basis and makes appropriate revisions accordingly.

#### Determining method to estimate variable consideration and assessing the constraint

Before including any amount of variable consideration in the transaction price, the Group considers whether the amount of variable consideration is constrained. The Group determined that the estimates of variable consideration are not constrained based on its historical experience, business forecast and the current economic conditions. In addition, the uncertainty on the variable consideration will be resolved within a short time frame.

### Other Significant Accounting judgements, estimates and assumptions

#### Taxes

Uncertainties exist with respect to the interpretation of complex tax regulations, changes in tax laws, and the amount and timing of future taxable income. Given the wide range of business relationships and the long-term nature and complexity of existing contractual agreements, differences arising between the actual results and the assumptions made, or future changes to such assumptions, could necessitate future adjustments to tax income and expense already recorded. The Group establishes provisions, based on reasonable estimates. The amount of such provisions is based on various factors, such as experience of previous tax audits and differing interpretations of tax regulations by the taxable entity and the responsible tax authority. Such differences of interpretation may arise on a wide variety of issues depending on the conditions prevailing in the respective domicile of the companies.

Significant management judgement is required to determine the amount of deferred tax assets (including MAT credit) that can be recognised, based upon the likely timing and the level of future taxable profits together with future tax planning strategies.

#### Service Concession Arrangement

The Cash flow model indicates the cash flow to be generated over the project lifecycle. The key inputs of the model comprise of revenue inflows (Toll / annuity), expenses to incurred to earn the revenue, estimations on cost to build and maintain the asset, interest obligations based on financing pattern and other operational efficiencies. These inputs are based on circumstances existing and management judgement / assumption on the future expectations based on current situations. Judgements include management view on expected earnings in future years, changes in interest rates, cost inflation, government policy changes, etc. These input assumptions could affect the reported cash flow from the related assets and accordingly these assumptions are reviewed periodically.

### Property, plant and equipment and Intangible Assets

Refer Note 1.B.c.7 for the estimated useful life of Property, plant and equipment. The carrying value of Property, plant and equipment and Intangible Assets has been disclosed in Note 2 and 3.

#### Amortisation of Intangible assets

The intangible assets which are recognized in the form of Right to collect toll are amortized by taking proportionate of actual revenue received for the year over Total Projected Revenue from project to Cost of Intangible assets. The estimation of total

## Notes to Consolidated Financial Statements for the year ended March 31, 2020

projection revenue requires significant assumption about expected growth rate and traffic projection for future. All assumptions are reviewed at each reporting date.

### Fair value measurement of financial instruments

When the fair values of financial assets and financial liabilities recorded in the balance sheet cannot be measured based on quoted prices in active markets, their fair value is measured using valuation techniques including the DCF model. The inputs to these models are taken from observable markets where possible, but where this is not feasible, a degree of judgement is required in establishing fair values. Judgements include considerations of inputs such as liquidity risk, credit risk and volatility. Changes in assumptions about these factors could affect the reported fair value of financial instruments.

### Impairment of financial assets

The impairment provision for financial assets are based on assumptions about risk of default and expected loss rates. The Group uses judgement in making these assumptions and selecting the inputs to the impairment calculation, based on the Group's past history, existing market conditions as well as forward looking estimates at the end of each reporting period.

### Employee Benefit Plans

The cost of the defined benefit gratuity plan and other post-employment benefits are determined using actuarial valuations. An actuarial valuation involves making various assumptions that may differ from actual developments in the future. These include the determination of the discount rate, future salary increases and mortality rates. Due to the complexities involved in the valuation and its long-term nature, a defined benefit obligation is highly sensitive to changes in these assumptions. All assumptions are reviewed at each reporting date.

The parameter most subject to change is the discount rate. In determining the appropriate discount rate for plans operated in India, the management considers the interest rates of government bonds in currencies consistent with the currencies of the post-employment benefit obligation.

The mortality rate is based on publicly available mortality tables for India. Those mortality tables tend to change only at interval in response to demographic changes. Future salary increases and gratuity increases are based on expected future inflation rates for the respective countries.

Further details about gratuity obligations are given in Note 50

### Impairment of Toll assets

Impairment exists when the carrying value of an asset or cash generating unit exceeds its recoverable amount, which is the higher of its fair value less costs of disposal and its value in use. The fair value less costs of disposal calculation is based on available data for similar assets or observable market prices less incremental costs for disposing of the asset. The value in use calculation is based on a DCF model. The cash flows are derived from the budget generally covering a period of the concession agreements using long terms growth rates and do not include restructuring activities that the Group is not yet committed to or significant future investments that will enhance the asset's performance being tested. The recoverable amount is sensitive to the discount rate used for the DCF model as well as the expected future cash-inflows and the growth rate used for extrapolation purposes.

### Allowance for uncollectible trade receivables

Trade receivables do not carry interest and are stated at their nominal values as reduced by appropriate allowances for estimated irrecoverable amounts. Estimated irrecoverable amounts are based on the aging of the receivable balances and historical experiences. Individual trade receivables are written off when management deems them not be collectible.



# Notes to Consolidated Financial Statements for the year ended March 31, 2020

**Note 62 : Statutory Group Information**  
**Statement of Net Assets and Profit and Loss attributable to Owners and Non Controlling Interests as at March 31, 2020**

S. No	Name of the Entity	Net Assets		Share of Profit / (Loss)		Share in Other Comprehensive Income		Share in Total Comprehensive Income	
		As % of consolidated net assets	Amount	As % of consolidated net profit	Amount	As % of consolidated other comprehensive income	Amount	As % of consolidated Total comprehensive income	Amount
<b>A</b>	<b>Parent Company</b>	%		%		%		%	
	Ashoka Buildcon Limited	51 %	2,59,894.12	(1892)%	38,714.24	11 %	(22.80)	(1717)%	38,691.44
<b>B</b>	<b>Subsidiaries</b>	%		%					
1	Ashoka Concessions Ltd	29 %	1,46,680.27	1077 %	(22,045.52)	8 %	(16.41)	979 %	(22,061.93)
2	Ashoka Highways Durg Ltd	1 %	5,551.11	86 %	(1,758.50)	6 %	(12.44)	79 %	(1,770.94)
3	Ashoka Highways Bhandara Ltd	(2)%	(11,246.59)	141 %	(2,881.86)	10 %	(21.22)	129 %	(2,903.07)
4	Ashoka Belgaum Dharwad Tollway Limited	(5)%	(25,818.29)	332 %	(6,801.54)	11 %	(23.80)	303 %	(6,825.34)
5	Ashoka Dhankuni Kharagpur Tollway Limited	(12)%	(60,813.64)	864 %	(17,675.43)	35 %	(72.16)	787 %	(17,747.59)
6	Ashoka Sambalpur Baragarh Tollway Limited	5 %	23,353.93	288 %	(5,892.59)	6 %	(12.80)	262 %	(5,905.41)
7	Jorua Navagaon Toll Road Company Private Limited	7 %	35,021.12	(293)%	5,992.43	(8)%	15.72	(267)%	6,008.15
8	Ashoka Dsc Katni Bypass Road Ltd.	(1)%	(3,078.91)	25 %	(514.74)	8 %	(16.52)	24 %	(531.26)
9	Ashoka Infrastructure	0 %	4.40	3 %	(55.11)	0 %	-	2 %	(55.11)
10	Ashoka Highway Ad	0 %	42.04	(1)%	19.91	0 %	-	(1)%	19.91
11	Ashoka Gyr Mudhol Nipani Roads Limited	2 %	11,374.20	(71)%	1,463.15	0 %	-	(65)%	1,463.15
12	Ashoka Bagewadi Saundatti Road Limited	2 %	10,400.22	(94)%	1,931.27	0 %	-	(86)%	1,931.27
13	Ashoka Hungund Talikot Road Limited	2 %	8,440.83	(79)%	1,624.11	0 %	-	(72)%	1,624.11
14	Ashoka Kandi Ramsanpalle Road Limited	(0)%	(0.96)	0 %	(5.96)	0 %	-	0 %	(5.96)
15	Ashoka Kharadi Rudhiana Road Limited	3 %	17,572.99	(23)%	464.75	0 %	-	(21)%	464.75
16	Ashoka Ransatalam Anandpuram Road Limited	3 %	14,466.73	(128)%	2,617.46	0 %	-	(116)%	2,617.46
17	Ashoka Khairtunda Barwa Adda Road Limited	1 %	4,508.16	(74)%	1,518.99	0 %	-	(67)%	1,518.99
18	Ashoka Mallasandra Karadi Road Limited	1 %	4,183.24	(30)%	613.85	0 %	-	(27)%	613.85
19	Ashoka Karadi Banwara Road Private Limited	1 %	4,907.25	(42)%	849.82	0 %	-	(38)%	849.82
20	Ashoka Belgaum Khanapur Road limited	1 %	4,209.21	(46)%	944.69	0 %	-	(42)%	944.69
21	Ashoka Ankleshwar Manubar Road Limited	2 %	10,919.89	4 %	(85.49)	0 %	-	4 %	(85.49)
22	Ashoka Bettadahalli Shivamogga Road Private Limited	0 %	4.22	0 %	(0.78)	0 %	-	0 %	(0.78)
23	Viva Highways Ltd.	9 %	43,748.11	(15)%	300.55	7 %	(14.66)	(13)%	285.89
24	Ashoka Infraways Limited	1 %	4,665.64	(15)%	312.26	2 %	(3.86)	(14)%	308.40
25	Ashoka Infrastructure Ltd.	(1)%	(5,778.03)	3 %	(65.63)	0 %	-	3 %	(65.63)
26	Viva Infrastructure Ltd.	(1)%	(3,430.16)	58 %	(1,195.40)	1 %	(1.15)	53 %	(1,196.56)
27	Ashoka Pre-Con Pvt. Ltd.	0 %	361.59	0 %	(1.73)	0 %	(0.37)	0 %	(2.10)
28	Ashoka Technologies Pvt Ltd	0 %	32.28	(0)%	0.23	0 %	-	(0)%	0.23
29	Unison Enviro Pvt.Ltd.	2 %	8,566.45	44 %	(892.76)	2 %	(4.74)	40 %	(897.50)
30	Ashoka Highway Research Company Pvt.Ltd.	(0)%	(9.92)	0 %	(2.15)	0 %	-	0 %	(2.15)
31	Ashoka Aerospace Private Limited	(0)%	(1.98)	0 %	(0.86)	0 %	-	0 %	(0.86)
32	Ranagiri Natural Gas Pvt.Ltd.	(0)%	(2.11)	0 %	(1.14)	0 %	-	0 %	(1.14)
33	Blue Feather Infotech Pvt.Ltd.	(0)%	(3.22)	0 %	(0.61)	0 %	-	0 %	(0.61)
34	Ashoka Endurance Road Developers Pvt.Ltd.	0 %	463.10	(23)%	463.50	0 %	-	(21)%	463.50
35	Ashoka Path Nirman (Nashik) Pvt Ltd	(0)%	(2.71)	0 %	(1.33)	0 %	-	0 %	(1.33)
36	Ashoka Puresstudv Technologies Private Limited	0 %	4.78	0 %	(0.22)	0 %	-	0 %	(0.22)
37	Tech Breater Pvt.Ltd.	0 %	19.26	(0)%	1.67	0 %	-	(0)%	1.67
	<b>Grand Total (A + B) :</b>	100%	<b>5,09,208.60</b>	100%	<b>(2,046.49)</b>	100%	<b>(207.21)</b>	100%	<b>(2,253.70)</b>
C	Eliminations		(4,54,980.40)		18,082.33		-		18,082.33
	<b>Grand Total (A + B + C) :</b>		<b>54,228.20</b>		<b>16,035.84</b>		<b>(207.21)</b>		<b>15,828.63</b>

## Notes to Consolidated Financial Statements for the year ended March 31, 2020

## Statement of Net Assets and Profit and Loss attributable to Owners and Non Controlling Interests as at March 31, 2019

S. No	Name of the Entity	Net Assets		Share in Profit / (Loss)		Share in Other Comprehensive Income		Share in Total Comprehensive Income	
		As % of consolidated net assets	Amount	As % of consolidated net profit	Amount	As % of consolidated other comprehensive income	Amount	As % of consolidated Total comprehensive income	Amount
<b>A</b>	<b>Parent Company</b>	%		%					
	Ashoka Buildcon Limited	45 %	2,21,202.68	(5062)%	28,616.28	67 %	(41.67)	(4551)%	28,574.61
<b>B</b>	<b>Subsidiaries</b>	%		%					
1	Ashoka Concessions Ltd	35 %	1,68,586.90	1307 %	(7,387.38)	(4)%	2.74	1176 %	(7,384.64)
2	Ashoka Highways Durg Ltd	2 %	7,322.05	423 %	(2,392.03)	(0)%	0.19	381 %	(2,391.84)
3	Ashoka Highways Bhandara Ltd	(2)%	(8,343.52)	624 %	(3,527.26)	2 %	(1.08)	562 %	(3,528.34)
4	Ashoka Belgaum Dharwad Tollway Limited	(4)%	(19,992.98)	981 %	(5,545.55)	1 %	(0.53)	883 %	(5,546.08)
5	Ashoka Dhankuni Kharagpur Tollway Limited	(9)%	(46,288.03)	2963 %	(16,746.65)	25 %	(15.43)	2670 %	(16,762.08)
6	Ashoka Sambalpur Baragarh Tollway Limited	5 %	24,945.15	1037 %	(5,861.48)	1 %	(0.66)	934 %	(5,862.14)
7	Jaora Navagaon Toll Road Company Private Limited	6 %	29,012.93	(1016)%	5,745.79	(1)%	0.87	(915)%	5,746.66
8	Ashoka Dsc Kani Bypass Road Ltd.	(1)%	(2,547.65)	62 %	(348.26)	1 %	(0.81)	56 %	(349.07)
9	Ashoka Infrastructure	0 %	4.71	0 %	(0.59)	0 %	-	0 %	(0.59)
10	Ashoka Highway Ad	0 %	64.12	(10)%	56.22	0 %	-	(9)%	56.22
11	Ashoka Gvr Mudhol Nipani Roads Limited	2 %	9,911.06	(312)%	1,763.99	0 %	-	(281)%	1,763.99
12	Ashoka Bagewadi Saudatti Road Limited	2 %	8,468.96	(295)%	1,665.79	0 %	-	(265)%	1,665.79
13	Ashoka Hungund Talikot Road Limited	1 %	5,986.71	(273)%	1,544.96	0 %	-	(246)%	1,544.96
14	Ashoka Kandi Ramsanpalle Road Private Limited	0 %	-	0 %	-	0 %	-	0 %	-
15	Ashoka Kharar Ludhiana Road Limited	3 %	13,475.28	(156)%	882.34	0 %	-	(141)%	882.34
16	Ashoka Khairtunda Barwa Adda Road Limited	1 %	2,790.18	6 %	(34.45)	0 %	-	5 %	(34.45)
17	Ashoka Mallasandra Karadi Road Limited	1 %	3,462.39	12 %	(70.61)	0 %	-	11 %	(70.61)
18	Ashoka Karadi Banwara Road Private Limited	1 %	3,786.43	14 %	(79.57)	0 %	-	13 %	(79.57)
19	Ashoka Belgaum Khanapur Road limited	1 %	3,029.53	7 %	(39.62)	0 %	-	6 %	(39.62)
20	Ashoka Ankleshwar Manubar Road Limited	1 %	6,479.39	(85)%	482.39	0 %	-	(77)%	482.39
21	Ashoka Betadahalli Shivamogga Road Private Limited	0 %	-	0 %	-	0 %	-	0 %	-
22	Viva Highways Ltd.	9 %	43,462.22	27 %	(150.73)	(0)%	0.05	24 %	(150.68)
23	Ashoka Infraways Limited	1 %	4,357.24	(49)%	277.18	7 %	(4.38)	(43)%	272.80
24	Ashoka Infrastructure Ltd.	(1)%	(5,712.38)	15 %	(84.37)	0 %	-	13 %	(84.37)
25	Viva Infrastructure Ltd.	(0)%	(2,233.60)	43 %	(241.87)	(0)%	0.06	39 %	(241.80)
26	Ashoka Pre-Con Pvt. Ltd.	0 %	484.72	(6)%	36.48	(0)%	0.10	(6)%	36.58
27	Ashoka Technologies Pvt Ltd	0 %	32.05	0 %	(1.90)	0 %	-	0 %	(1.90)
28	Unison Enviro Pvt.Ltd.	1 %	6,476.46	98 %	(555.21)	3 %	(2.08)	89 %	(557.29)
29	Ashoka Highway Research Company Pvt.Ltd.	(0)%	(7.77)	0 %	(1.39)	0 %	-	0 %	(1.39)
30	Ratnagiri Natural Gas Pvt.Ltd.	(0)%	(0.97)	0 %	(1.04)	0 %	-	0 %	(1.04)
31	Blue Feather Infotech Pvt.Ltd.	(0)%	(2.61)	0 %	(0.92)	0 %	-	0 %	(0.92)
32	Ashoka Endurance Road Developers Pvt Ltd.	(0)%	(0.40)	0 %	(0.74)	0 %	-	0 %	(0.74)
33	Ashoka Path Nirman (Nashik) Pvt Ltd	(0)%	(1.37)	0 %	(0.77)	0 %	-	0 %	(0.77)
34	Ashoka Ransatalam Anandpuram Road Limited	2 %	9,197.27	(253)%	1,432.65	0 %	-	(228)%	1,432.65
35	Ashoka Purestudy Technologies Private Limited	0 %	-	0 %	-	0 %	-	0 %	-
36	Tech Breater Pvt.Ltd.	0 %	17.59	(1)%	3.98	0 %	-	(1)%	3.98
37	Ashoka Aerospace Private Limited	(0)%	(1.13)	0 %	(0.94)	0 %	-	0 %	(0.94)
<b>Grand Total (A + B) :</b>		100%	<b>4,87,423.62</b>	100%	<b>(565.26)</b>	100%	<b>(62.63)</b>	100%	<b>(627.89)</b>
<b>C</b>	<b>Eliminations</b>		<b>(4,46,839.63)</b>		<b>(3,463.21)</b>		<b>-</b>		<b>(3,463.21)</b>
<b>Grand Total (A + B + C) :</b>			<b>40,583.99</b>		<b>(4,028.47)</b>		<b>(62.63)</b>		<b>(4,091.10)</b>

## Notes to Consolidated Financial Statements for the year ended March 31, 2020

### 63- Terms and Conditions of Long Term and Short Term Borrowings

#### A) Terms and Conditions of Long Term Borrowings:

Sr. No.	Nature of Loan	EMI Amount (In ₹ Lakhs)	Mode of Repayment	Maturity Date	Nature of Security
1		125.64	EMI	Various dates from 1-Aug-2022 to 5-Mar-2023	Respective Equipments or Vehicles for which loan has been obtained
2		360.17	EMI	Various dates from 1-Jul-2020 to 7-Mar-2024	
3		173.00	EMI	Various dates from 7-Oct-2020 to 7-Jan-2022	
4	Equipment & Vehicle	25.73	EMI	Various dates from 1-Jul-2020 to 5-Jun-2022	
5		2.49	EMI	Various dates from 7-Nov-2022 to 7-Dec-2022	
6		0.84	EMI	Various dates from 31-May-2023 to 1-Oct-2023	
7		59.98	EMI	Various dates from 8-Mar-2022 to 8-Jul-2022	
8	Project Loan	36.12 - 412.37	Bi-Monthly Principal + Interest Actual	October 1, 2028	Project Term loans from Bank & others are secured by first charge on all bank account including Escrow account, movable and immovable assets, intangible assets (Other than projects assets), receivables, pledge of 30% total paid up equity shares and other instrument convertible into equity and Corporate Guarantee given by Holding Company of Ashoka Belgaum Dharwad Tollway Limited
9	Project Loan	147.50 - 556.80	Monthly Principal + Interest Actual	November 1, 2027 to April 1, 2028	Project Term loans from Bank & others are secured by first charge on all bank account including Escrow account, movable and immovable assets, intangible assets (Other than projects assets), receivables, pledge of 51% total paid up equity shares and other instrument convertible into equity and corporate guarantee given by Holding Company of Ashoka Dhankuni Kharagpur Tollway Limited
10		37.50 - 141.67			Project Term loans from Bank & others are secured by first charge on all bank account including Escrow account, movable and immovable assets, intangible assets (Other than projects assets), receivables, pledge of 51% total paid up equity shares and other instrument convertible into equity of Ashoka Kharar Ludhiana Road Limited
11		69.19 - 261.38			
12		34.59 - 130.69			
13		69.19 - 261.38			
14		69.19 - 261.36			
15		37.50 - 141.67			
16		34.59 - 130.69			
17	Project Loan	487.50 - 600.00	Half Yearly - Principal + Monthly Interest Actual	March 31, 2033	Project Term loans from Bank & others are secured by first charge on all bank account including Escrow account, movable and immovable assets, intangible assets (Other than projects assets), receivables, pledge of 51% total paid up equity shares and other instrument convertible into equity of Ashoka Kharar Ludhiana Road Limited
18		487.50 - 600.00			Project Term loans from Bank & others are secured by first charge on all bank account including Escrow account, movable and immovable assets, intangible assets (Other than projects assets), receivables, pledge of 30% total paid up equity shares and other instrument convertible into equity of Ashoka Khairatunda Barwa Adda Road Limited
19		487.50 - 600.00			
20		487.50 - 600.00			
21	Project Loan	12.72 - 273.43	Structured six monthly instalment ending in November' 2033	November 30, 2033	Project Term loans from Bank & others are secured by first charge on all bank account including Escrow account, movable and immovable assets, intangible assets (Other than projects assets), receivables, pledge of 30% total paid up equity shares and other instrument convertible into equity of Ashoka Khairatunda Barwa Adda Road Limited
22	Project Loan	29.78 - 640.32	Half Yearly - Principal + Monthly Interest	July 31, 2034	Project Term loans from Bank & others are secured by first charge on all bank account including Escrow account, movable and immovable assets, intangible assets (Other than projects assets), receivables, pledge of 51% total paid up equity shares and other instrument convertible into equity of Ashoka Ankleshwar Manubar Expressway Private Limited
23		12.72 - 273.43			
24		8.50 - 182.75			

## Notes to Consolidated Financial Statements for the year ended March 31, 2020

Sr. No.	Nature of Loan	EMI Amount (In ₹ Lakhs)	Mode of Repayment	Maturity Date	Nature of Security
25	Project Loan	1,000.87 - 1,051.13	Quarterly Principal + Monthly Interest Actual	July 1, 2022	Secured against movable, immovable properties including Plant and Machinery, Receivables, Intangible Assets and Company's interest in insurance contract except project Assets, Pledge of 51% total paid up equity shares and other instruments convertible into equity and Corporate Guarantee given by holding company of Jaora Nayagaon Toll road Co. Pvt Ltd
26		750.64 - 1,381.07			
27		200.31 - 325.26			
28	Project Loan	64.00 - 454.00	Half Yearly - Principal + Monthly Interest Actual	April 30, 2026	Project Term loans from Bank & others are secured by first charge on all bank account including Escrow account, movable and immovable assets, intangible assets (Other than projects assets), receivables, pledge of 51% total paid up equity shares and other instrument convertible into equity of Ashoka Hungud Talikot Road Limited
29	Project Loan	60.00 - 426.00			
30	Project Loan	75.00 - 532.50			
31	Project Loan	189.00 - 630.00	Half Yearly - Principal + Monthly Interest Actual	January 1, 2026	Project Term loans from Bank & others are secured by first charge on all bank account including Escrow account, movable and immovable assets, intangible assets (Other than projects assets), receivables, pledge of 51% total paid up equity shares and other instrument convertible into equity of Ashoka Bagewadi Saundati Road Limited
32	Project Loan	195.00 - 650.00	Half Yearly - Principal + Monthly Interest Actual		
33	Project Loan	75.63 - 226.19	Monthly Principal + Interest Actual	May 31, 2028	
34	Project Loan	44.79 - 294.72		June 30, 2028	Project Term loans from Bank & others are secured by first charge on all bank account including Escrow account, movable and immovable assets, intangible assets (Other than projects assets), receivables, pledge of 51% total paid up equity shares and other instrument convertible into equity and Corporate Guarantee given by Holding Company of Ashoka Sambalpur Baragath Tollway Limited
35	Project Loan	45.83 - 137.08		May 31, 2028	
36	Project Loan	83.42 - 256.67	Monthly Principal + Interest Actual	May 15, 2026	
37	Project Loan	126.66 - 380.00	Monthly Principal + Interest Actual	August 31, 2025	Secured as a First charge by way of hypothecation of entire movable asset of the Company, both present and future, including movable plant and machinery and all movable assets (as defined under Concession Agreement) and except those acquired out of free cash flow of the Company and being informed from time to time to lenders. A first charge on all accounts of the Company including Escrow account and Sub account including but not limited to Major Maintenance reserve, debt Service reserve and any other reserve and Other bank account of the Company. Pledge of 51% total paid up equity shares and other instruments convertible into equity Corporate Guarantee given by holding company of Ashoka Highway (Bhandara) Limited
38	Project Loan	532.00 - 916.75	Half Yearly - Principal + Monthly Interest Actual	February 1, 2024	
39	Project Loan	392.00 - 675.50	Half Yearly - Principal + Monthly Interest Actual		
40	Project Loan	22.10 - 1,104.00	Half Yearly - Principal + Monthly Interest Actual	June 30, 2033	Secured against movable, immovable properties including Plant and Machinery, Receivables, Intangible Assets and Company's interest in insurance contract except project Assets, Pledge of 51% total paid up equity shares and other instruments convertible into equity of Ashoka Ranastalam Anandpuram Road Limited
1	Project Loan	52.48 - 156.97	Monthly Principal + Interest Actual	May 31, 2028	Project Term loans from Bank & others are secured by first charge on all bank account including Escrow account, movable and immovable assets, intangible assets (Other than projects assets), receivables, pledge of 51% total paid up equity shares and other instrument convertible into equity and Corporate Guarantee given by Holding Company of Ashoka Sambalpur Baragath Tollway Limited
2	Project Loan	98.77 - 295.41	Monthly Principal + Interest Actual		

## Notes to Consolidated Financial Statements for the year ended March 31, 2020

Sr. No.	Nature of Loan	EMI Amount (In ₹ Lakhs)	Mode of Repayment	Maturity Date	Nature of Security
3	Project Loan	560.00 - 965.00	Half Yearly - Principal + Monthly Interest Actual	February 1, 2024	Secured against movable, immovable properties including Plant and Machinery, Receivables, Intangible Assets and Company's interest in insurance contract except project Assets, Pledge of 51% total paid up equity shares and other instruments convertible into equity of Ashoka GVR Mudhol Nipani Road Limited
4	Project Loan	210.00 - 700.00	Half Yearly - Principal + Monthly Interest Actual	January 1, 2026	Secured against movable, immovable properties including Plant and Machinery, Receivables, Intangible Assets and Company's interest in insurance contract except project Assets, Pledge of 51% total paid up equity shares and other instruments convertible into equity of Ashoka Bagewadi Saundati Road Limited
5	Project Loan	19.40 - 1,358.00	Half Yearly - Principal + Monthly Interest Actual	June 30, 2033	Secured against movable, immovable properties including Plant and Machinery, Receivables, Intangible Assets and Company's interest in insurance contract except project Assets, Pledge of 51% total paid up equity shares and other instruments convertible into equity of Ashoka Ranastalam Anandpuram Road Limited
6	Project Loan	34.59 - 453.33	Monthly Principal + Interest Actual	November 1, 2027	Project Term loans from Bank & others are secured by first charge on all bank account including Escrow account, movable and immovable assets, intangible assets (Other than projects assets), receivables, pledge of 51% total paid up equity shares and other instrument convertible into equity and corporate guarantee given by Holding Company of Ashoka Dhankuni Kharagpur Tollway Limited
7	Equipment	211.05	EMI	Various dates from 15-Aug-2023 to 15-Sept-2023	Respective Equipments or Vehicles for which loan has been obtained
1	Deferment of NHAI Premium (Revenue Shortfall)		Repayable based on Operational Cash Flows available upto 2030.	March, 2030	Unsecured
2	Deferment of NHAI Premium (Revenue Shortfall)		Repayable based on Operational Cash Flows available upto 2036.	March, 2036	Unsecured
1	Non Convertible Debenture	92.00 - 283.40	Monthly Principal + Interest Actual	September 15, 2025	Secured against movable, immovable properties including Plant and Machinery, Receivables, Intangible Assets and Company's interest in insurance contract except project Assets, Pledge of 51% total paid up equity shares and other instruments convertible into equity Corporate Guarantee given by holding company of Ashoka Highway (Bhandara) Limited
2	Non Convertible Debenture	139.98 - 454.94	Monthly Principal + Interest Actual	August 31, 2025	Secured as a first charge by way of hypothecation of entire movable asset of the Company, both present and future, including movable plant and machinery and all movable assets and except those acquired out of free cash flow of the Company and being informed from time to time to lenders. A first charge on all accounts of the Company including Escrow account and Sub account including but not limited to Major Maintenance reserve, debt Service reserve and any other reserve and Other bank account of the Company. pledge of 51% total paid up equity shares and other instrument convertible into equity of Ashoka Highway (Durg) Limited
3	Non Convertible Debenture	15,000.00	On Maturity	April 25, 2022	Unsecured



## Notes to Consolidated Financial Statements for the year ended March 31, 2020

B) Terms and Conditions of Short Term Borrowings:					
Sr. No.	Nature of Loan	Terms of Repayment	Outstanding Amount (In ₹ Lakhs)	Interest Type	Nature of Security
1	Cash Credits / Working Capital Demand Loan	Sanctioned for a period of one year and renewal on yearly basis.	2,708.13		<p><b>Primary</b></p> <p>Hypothecation charge on Pari passu basis on entire Current Assets of the company except current assets under BOT Projects</p> <p><b>Collatorial</b></p> <p><b>First Pari passu charge on following</b></p> <p>1. Fixed Assets of the company, excuding</p> <p>a. Those Plant, Machinery and equipments that are already charged to other banks / FI's.</p> <p>b. Discrete properties located at project sites. However negative lien on these properties will be given to the consortium banks.</p> <p>2. Negative lien on Movable and Immovable fixed assets of the company</p> <p>3. Charge on Ashoka House, Nashik.</p> <p>4.Mortage of Land at Village-Talegaon Budruk, Tal - Igatpuri, Dist., Nashik.</p> <p>5. Residual charge on "Right to Collect Toll".</p> <p>6.Undertaking From ABL for non -disposal of investments in SPV's through Ashoka Concessions Ltd.</p>
2			-		
3			-		
4			-		
5			2,001.01		
6			-		
7			-		
8			-		
9			-		
10			-		
11			-		
12			-		
<b>Note :</b> Ashoka WC Consortium consists of above Eleven banks with Axis Bank as Lead Lender and Axis Trustee Services Ltd as a Security Trustee					
1	Commercial Paper	On June 4, 2020	5,000.00	Fixed	Unsecured
1	Supply Chain Finance	90 days	7,180.00	Variable	Secured

### 64 Investment towards obligation in Subsidiary

Ashoka Concessions Limited (ACL), a subsidiary Group, had issued Compulsorily Convertible Debentures (CCD) to its investors and parent Group which has been classified as equity instrument in the separate financial statements of ACL. Simultaneously, the parent Group had agreed additional terms with the investors and assumed obligations towards investors which would be settled through the some portion of equity shares to be received from ACL on conversion of CCDs held by parent Group. This has been considered as a financial liability and measured at its fair value. The Fair Value as at March 31, 2019 and March 31, 2020 amounts to ₹ 1,48,162.83 Lakhs and ₹ 1,52,600.00 Lakhs respectively. The changes in the Fair Values year on year, have been classified under Finance Cost.

### 65 Exceptional Items

A) PNG Tollways Limited ('PNG'), an associate of the Group, had terminated its service concession agreement with National Highways Authority of India ('NHAI') and claimed the terminated payment in 2016. Further, the majority partner had claimed shortfall funding from the Group for which arbitration proceeding were going on. During the previous year the said arbitration proceedings was completed and the Group was directed to make payment to majority partner amounting to ₹ 5,733 lakhs along with the interest. Also, subsequent to year-end, NHAI had settled the termination payment which was apportioned between the Group and majority partner after discharging the lender's obligation. Accordingly, the Group

## Notes to Consolidated Financial Statements for the year ended March 31, 2020

had recognised net amount payable to ₹ 1,311 lakhs in previous year and was disclosed it as an exceptional item. Further in the current year, the Group has entered into a Settlement Agreement ('SA') with majority partner and as a result, an additional interest liability of ₹ 352.71 lakhs has been agreed and accounted as finance cost in these Consolidated financial statements.

- B) GVR Infra Projects Limited (GVR), one of the customers and joint venture partner for certain road annuity project, had been admitted for insolvency petition by National Group Law Tribunal (NCLT) under Insolvency and Bankruptcy Code, 2016 (IBC). The Group's receivable from GVR included Trade debtors (net) – ₹ 3,448 Lakhs and Loans Receivable - ₹ 2,503 Lakhs. The insolvency proceedings are ongoing and the outcome would be determined on completion of the proceedings. Considering the uncertainties involved in the outcome of IBC proceedings, the Group had charged to the Statement of Profit & Loss for the year ended March 31, 2019, an amount of ₹ 4,702.34 Lakhs and disclosed it as an exceptional item and the balance amount of ₹ 1,248.95 Lakhs, has been charged to the Statement of Profit & Loss for the year ended March 31, 2020.

### 66 COVID Impact

The Outbreak of Coronavirus (COVID-19) pandemic globally and in India is causing significant disturbance and slowdown of economic activity. Execution of EPC contracts undertaken by the Group were temporarily suspended during nationwide lockdown. Further, as per the directions of the Ministry of Road Transport & Highways (MoRTH)/National Highway Authority of India (NHAI), operations at the toll plazas of its subsidiaries and associates (the 'Toll SPVs') of the Group were closed down w.e.f. March 26, 2020. The Toll operations were resumed from the April 20, 2020 by ensuring compliance with the preventive measures in terms of guidelines/instructions issued by Government of India (GOI) and which impacted the traffic of the respective Toll SPVs. Further, construction activities were also resumed gradually in the phased manner. The Group believes this is temporary in nature and based on the various initiatives announced by GOI, this may not result in any significant financial impact on the Group.

The management has considered internal and external sources of information up to the date of approval of these consolidated financial statements, in assessing the recoverability of investments and assets, liquidity, financial position and operations of the Group including impact on estimated construction cost to be incurred towards projects under execution and based on the management's assessment, there is no material impact on the consolidated financial statements of the Group. Considering the uncertainties involved in estimating the impact of this pandemic, the future impact of this pandemic may be different from those estimated as on the date of approval of these consolidated financial statements.

### 67 Previous Year Comparatives

Previous year's figures have been regrouped/reclassified, wherever necessary, to conform to current year classification

As per our report of even date attached.

**For S R B C & CO LLP**  
**Chartered Accountants**

ICAI Firm Registration Number:  
324982E/E300003

sd/-  
**per Suresh Yadav**  
Partner  
Membership No.: 119878

**For & on behalf of the Board of Directors**

sd/- <b>(A.M. Katariya)</b> Chairman DIN : 00112240	sd/- <b>(S.D. Parakh)</b> Managing Director DIN : 00112324	sd/- <b>(P.C. Mehta)</b> Chief Financial Officer	sd/- <b>(M.A. Kulkarni)</b> Company Secretary
--	---	--	---

Place: Mumbai  
Date: June 15, 2020

Place: Nashik  
Date: June 15, 2020

## NOTE

This image shows a single sheet of white paper with horizontal ruling lines. The lines are evenly spaced and run across the width of the page. There are no margins, text, or other markings on the paper.