

INVESTOR OVERVIEW

JANUARY 2018

Certain statements in this presentation contain forward-looking information about Multi Commodity Exchange of India Limited and its subsidiary companies, including their business operations, strategy and expected financial performance and condition. Forward-looking statements include statements that are predictive in nature, depend upon or refer to future events or conditions, or concern future financial performance (including revenues, earnings or growth rates), possible future plans and action of the company. Forward-looking statements are based on current expectations and understanding about future events.

They are inherently subject to, risks, uncertainties, and assumptions, etc. about the Company, economic factors and the industry in general. The Company's actual performance and events could materially differ from those expressed or implied by forward-looking statements made by the company due to, but not limited to, important factors such as general economic, political and market factors in India and internationally, competition, technological change, and changes in the government regulations.

The material mentioned in this presentation is general background information about the Company's activities current at the date of the presentation. It is information given in summary form and does not purport to be complete, is subject to change without notice and its accuracy is not guaranteed. This presentation (including any information contained herein and any information, whether or not in writing, supplied in connection herewith) is strictly confidential.

KEY MILESTONES

2002 -11

- Incorporated in April 2002
- Commenced operations in Nov 2003
- Forged strategic alliances with NYMEX (Part of CME Group)

2012

- Became India's first listed exchange on March 9, 2012
- Recorded the highest daily turnover of Rs. 119941.42 crore (single side)
- Was the 3rd largest commodity futures exchanges globally in terms of the number of contracts traded in CY 2012*
- Market share of about 87% in FY2012-13

2013

- Commodity Transaction Tax (CTT) imposed effective July 1, 2013
- MCX underwent significant changes during 2013-14; changes in top management and Board
- Market share fell to about 77%

2014

- Technology agreement with FTIL re-negotiated - more equitable terms w.e.f. July 01, 2014
- Mr. P. K. Singhal elevated as Joint Managing Director on October 14, 2014
- Regains Market share of about 86% in December 2014

2015

- Market share of 87.48% in Q4 FY 2015
- Launch of futures trading in Gold Global & Crude mini
- Signed MoU with
 - CME Group
 - GIFT City
- SEBI and FMC merged

2016

- Appointed Mr. Mrugank M. Paranjape as MD & CEO
- Redesignated Mr. P K Singhal as President & Whole Time Director
- Overcoming many hurdles, MCX climbs a rung to be world's 6th largest commodity futures exchange in 2015#
- MCX management representatives are member of Commodity Derivatives Advisory Committee (CDAC), set up by Sebi
- A number of senior personnel were inducted in the new Management Team in place

2017

- Launch of futures trading in Castor Seed, RBD Palmolein, Black Pepper
- Regulator allows options in commodity futures
- MCX in partnership with Thomson Reuters launch iCOMDEX series of commodity indices
- Launched Gold Options contract on October 17, 2017

OVERVIEW

PRODUCTS OFFERED

25 commodity futures traded

Key among them:

Precious metals

- Gold
- Silver

Metal

- Aluminium
- Copper
- Lead
- Nickel
- Zinc

Energy

- Crude Oil
- Natural Gas

Agri-commodities

- Black Pepper
- Cardamom
- Castor Seed
- Cotton
- Crude Palm Oil
- Mentha Oil
- RBD Palmolein

- Gold Options

SETTLEMENT

- Physical Delivery (Gold, Silver, Cardamom, Cotton, Mentha Oil; Castor Seed; RBD Palmolein, Black Pepper)

MARKET PARTICIPANTS

- Producers/Manufacturers
- Micro Small and Medium Enterprises (MSMEs)
- Consumers
- Individuals
- Traders
- Algo traders
- Brokers

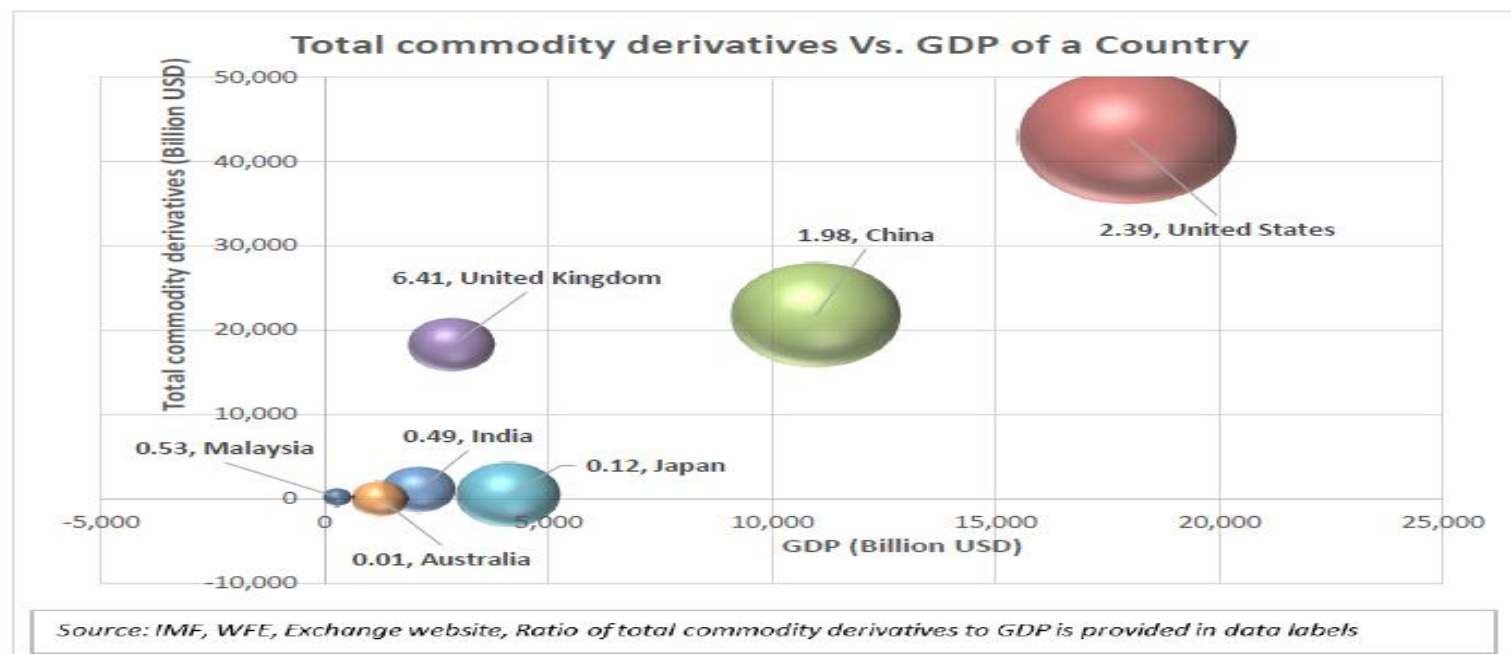
SUBSIDIARY

- Multi Commodity Exchange Clearing Corporation Ltd. (MCXCCL)* (100%)

* - MCXCCL received approval to act as a Clearing Corporation from SEBI and is expected to get operational in Q1 FY 2018-19. Its current paid-up capital is Rs. 106 crore.

^ - SME is under process of winding up. The requisite filing by the appointed Liquidator with Registrar of the Companies and the Official Liquidator w.r.t. the final general meeting is being done by the Liquidator and the final order of dissolution is awaited.

1. The growth of the overall economy in India is expected to drive the underlying demand for commodities.
2. The increase in physical market volumes may increase the hedging requirements of industry players, which influences derivative trading volumes.
3. Commodity derivative volumes are generally a multiple of the underlying physical commodity volumes. In India, the volumes traded on commodity futures exchanges is very low as compared to the size of the physical market or the GDP for the commodity. Thus, the potential for commodity derivatives is huge.



Key Highlights of SEBI guidelines:-

- Options would be permitted for trading on a commodity derivatives exchanges only on those commodity futures as underlying, which are traded on its platform and satisfy both the criteria specified below:-
 1. The underlying 'Futures contracts' on the corresponding commodity shall be amongst the top five futures contracts in terms of total trading turnover value of previous twelve months;
 2. The average daily turnover of underlying futures contracts of the corresponding commodity during the previous twelve months, shall be at least:
 - I. Rs 200 crore for agricultural and agri-processed commodities
 - II. Rs 1000 crore for other commodities
- Initially, on a pilot basis each exchange shall be allowed to launch options on futures of only one commodity that meets the criteria prescribed above
- To start trading in options contracts shall take prior approval of SEBI for launching such contracts
- **Settlement Method:** - On exercise, option position shall devolve into underlying futures position
- **Exercise style:-** To begin with European style options are permitted
- **Minimum Strikes:-** Each option expiry shall have minimum three strikes available viz., one each for In the Money (ITM), Out of Money (OTM) and At the Money (ATM)
- **Risk Management Framework:-**
 - **Initial margin** requirement shall be adequate to cover 99% VaR (Value at Risk) and Margin Period of Risk (MPOR) shall be at least two days
 - **Margining at client level & Real time computation:-** Exchanges shall impose initial margins at the level of portfolio of individual client comprising of his positions in futures and options contracts on each commodity, may update various scenarios of parameter changes (underlying price, volatility etc.) at discrete time points each day (at least every two hours)

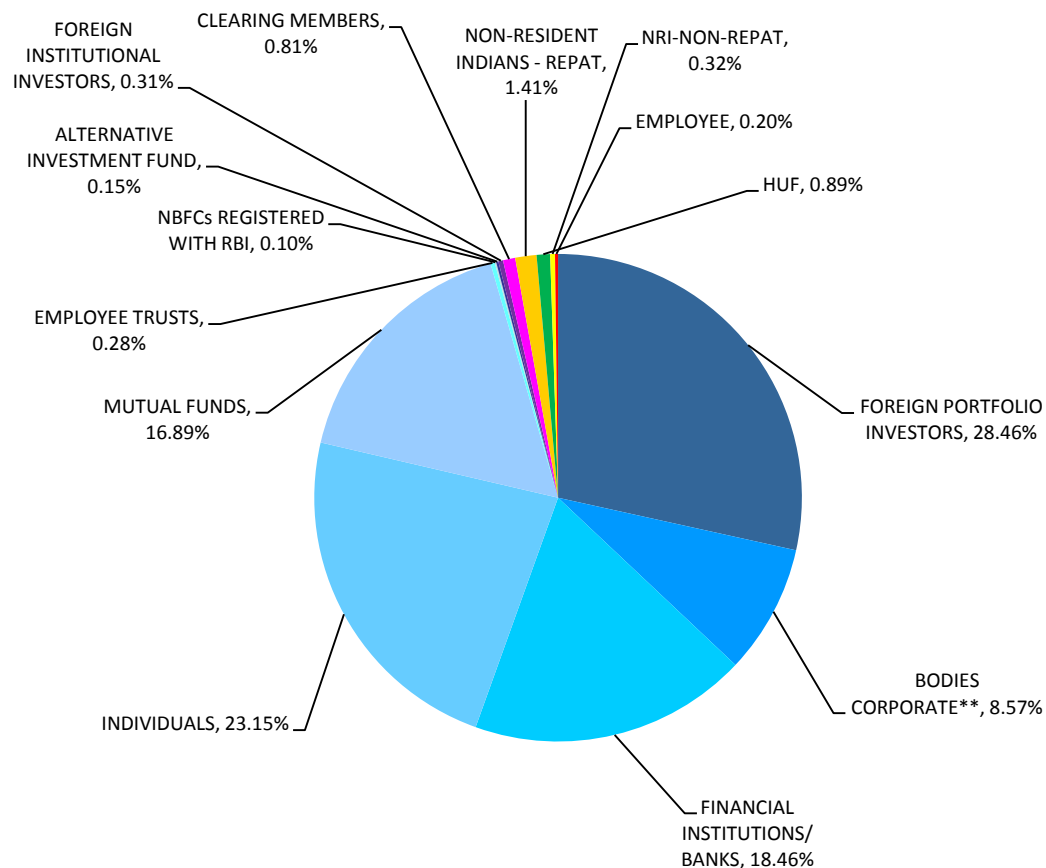
RBI permits banks to:

- Enter commodity broking services, through a separate subsidiary set up for the purpose or one of its existing subsidiaries
 - Become clearing members of commodity exchanges
- Allowed Category III Alternative Investment Funds (AIFs) to participate in all commodity derivative products as 'clients' and shall be subject to the position limits and other rules applicable to clients
 - AIFs shall invest not more than 10% of the investable funds in one underlying commodity
 - Initially, they may invest from existing funds after obtaining the consent of existing investors
- Contribution to the Investor Protection Fund (IPF)
 - All the penalties levied and collected by the exchange, except for the settlement related penalties (including penalties from delivery default), should be credited
 - 1 per cent of the turnover fee charged by the exchange from its members/brokers or 10 lakh whichever is higher in a Financial year
- Exchanges have to set up Investor Service Fund (ISF) for providing minimum facilities at various investor service centres
 - Initial stage, the exchanges should contribute at least Rs 10 lakhs towards the ISF. Later, the exchanges should transfer one per cent of the turnover fees charged from its members towards ISF.
- SEBI Board has approved the integration of broking activities in Equity and Commodity Derivatives Markets under single entity by amending Stock Brokers Regulations
- SEBI nod for convergence of commodity and stock exchanges from October 01, 2018, detailed guidelines awaited

- Ensure that all shareholders are ‘fit and proper’
- Shareholders who acquire **above two per cent** would have to seek approval from SEBI within 15 days of acquisition by submitting the application to the Exchange
- Shareholders who intend to acquire **beyond five per cent** would have to take a prior approval from SEBI
- Exchange to ensure **51 per cent** of shareholding is held by the public at all times
- Aggregate Shareholding of trading members, their associates or agents should **not exceed 49% paid-up capital** at any point of time
- Foreign entity (like Exchanges, Depository, Banking & Insurance) can acquire or hold upto 15 per cent of the paid-up equity share capital

SHAREHOLDING HIGHLIGHTS

SHAREHOLDING STRUCTURE AS ON DECEMBER 31, 2017



** Includes Directors and Relatives Holding

MAJOR SHAREHOLDERS SHAREHOLDING MORE THAN 1%

Sr. No.	Name of Shareholders	%
1	Kotak Mahindra Bank Limited	15.00
2	Jhunjunwala Rakesh Radheshyam	3.92
3	Axis Mutual Fund*	3.68
4	UTI Mutual Fund*	2.85
5	TIAA-CREF FUNDS - TIAA-CREF Emerging Markets Equity Fund	2.00
6	IDFC Premier Equity Fund	1.96
7	Baron Emerging Markets Fund	1.93
8	College Retirement Equities Fund**	1.76
9	Reliance Mutual Fund*	1.69
10	JP Morgan Indian Investment Company (Mauritius) Ltd	1.50
11	Abu Dhabi Investment Authority - Jhelum	1.25
12	L&T Mutual Fund*	1.10
13	Goldman Sachs India Limited	1.06
14	HDFC Bank Ltd.	1.03

*Holding under different schemes

** Combined holding of Global Equities Account & Stock Account

MCX's MARKET DEVELOPMENT ENDEAVOURS

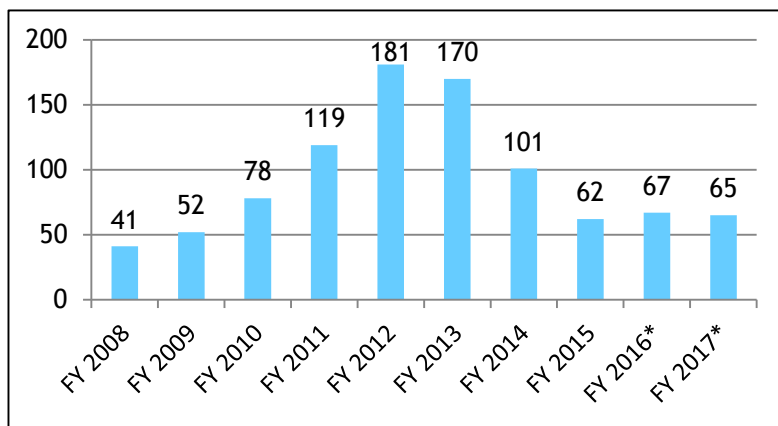
- Conducting awareness, capacity building and stakeholder programmes

Category	M9 FY17-2018	FY16-2017
Hedgers/ Industrial Associations / Farmers	210	141
General awareness, programs for retail Investors, including Option training	351	270
Total	561	411

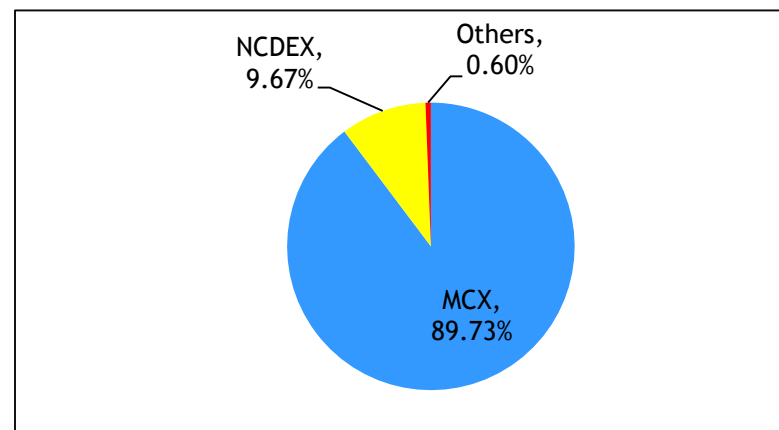
Note: Hedging positions in Indian commodity derivative exchanges is difficult to derive because there is no mandatory disclosure of commodity hedging & non hedging positions unlike the International commodity exchanges

- Educational programmes for broad basing the commodity market ecosystem
- MoU with University of Petroleum & Energy Studies (UPES), Dehradun to train students in price risk management in the oil and gas sector.
- Releasing “Dos and Don’ts” advertisements to enlighten market participants on the merits of trading on regulated commodity futures exchanges
- In association with Deloitte released a Manual for Hedging Price Risk for Corporates and also released Commodity Insights Yearbook 2017, a resource for spreading market intelligence and a repertoire of analytical articles.
- Engaging with print and electronic media, coupled with evidence-based policy advocacy to create awareness and sensitise policymakers on various issues affecting the market
- Empowering market participants with relevant information through newsletters., viz. MCX CommNews (monthly), Commodity Connect (monthly), Commodity Research Digest and Commodity Update (weekly)
- During Q3, three class room MCCP programmes, one for Amity Business school Noida another with KIIT School of Rural management, Bhubaneswar, 3 industrial visit, 22 options programmes, 1 Arbitrage options programme, Commodity Derivatives programme for Security Exchange Board of Nepal (SEBON) and 5 IPF awareness programmes were conducted by the Training & Education department

GROWTH OF INDIAN COMMODITIES MARKET IN TERMS OF VALUE OF FUTURES TRADED (INR TN)



COMMODITY DERIVATIVES MARKET SHARE (9M FY 17-18)



MCX: MARKET SHARE IN KEY SEGMENTS FOR 9M FY17-18

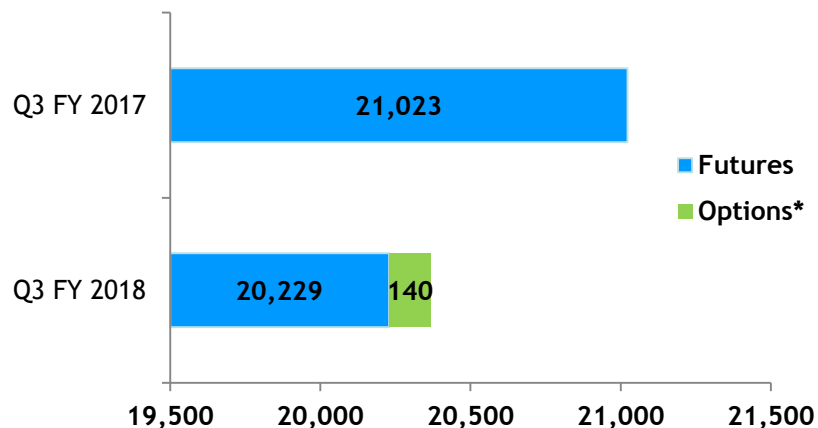
Commodity Segment	MCX Market Share in Indian Commodity F&O space	Proportion of MCX's turnover
Precious Metals & Stones	99.92%	26.80%
Energy	100.00%	32.40%
Base Metals	100.00%	38.83%
Agri- Commodities	15.58%	2.11%

GLOBAL RANKING OF MCX'S COMMODITY FUTURES CONTRACTS AMONG F&O CONTRACTS IN CY 2016**

6 th	MCX Crude Oil Mini Futures
8 th	MCX Crude Oil Futures
20 th	MCX Natural Gas Futures
20 th	MCX Silver Micro Futures

OPERATIONAL HIGHLIGHTS

F&O AVERAGE DAILY TURNOVER (ADT) in Rs Crore



EXTENSIVE REACH

669# Members

51,575 Authorised Persons

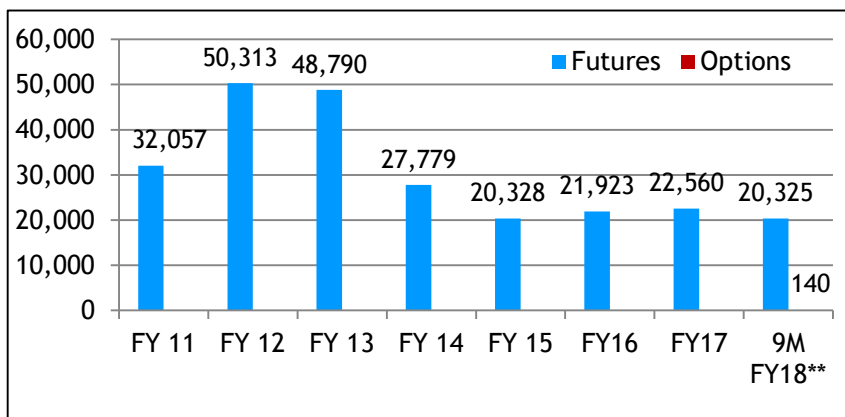
11,06,743 terminals (including IBT, WT, CTCL)

1211 cities/towns across India

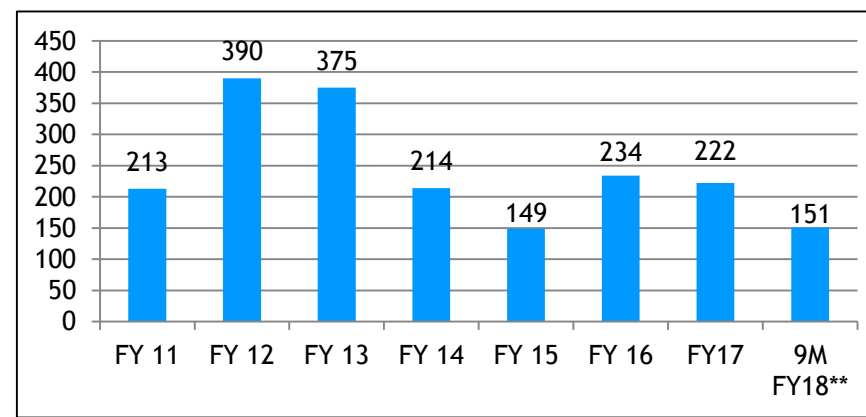
##No. of Active UCCs - 27,29,754

Application Submitted to SEBI, it includes 19 Members who have applied for Surrender of Membership; ## Unique Client Code

AVERAGE DAILY VOLUME - Single Side (INR Crore)



VOLUME OF CONTRACTS (Lots in MN)



- ☐ Stable and Secured platform for Commodity segment that ensures security, reliability flexibility and functionality
- ☐ State-of-art Tech Infra with redundancy
- ☐ Ready platform for Options / Index Trading customized to the needs of MCX and supports FII / FI participation
- ☐ Handling capacity of 40 million transactions (orders and trades put together) in a day
- ☐ Accessible through trader work stations or computer-to-computer link using multiple media of connectivity including VSATs, MPLS, Point to Point leased lines and internet
- ☐ Real-time data replication to Disaster Recovery (DR) at Gujarat International Finance Tec-City (GIFT City) and Near Online Site at Mumbai
 - Upgraded DR site to conduct smooth trading from the site if warranted
 - Synchronous data replication to Near Online Site to achieve zero data loss
 - Seamless diversion of traffic to DR site in case of any eventuality

❖ Margins

- VaR based Initial Margin, Extreme Loss Margins, Special Margins, Additional Margins, Tender and Deliver Margins
- Alerts to members at 60%, 75%, 90% of margin utilisation, square off at 100%
- Risk Reduction Mode (order level margining) at 90% of margin utilisation
- Margins are scaled up by Root 2 to cover Margin Period of Risk (MPOR) for 2 days
- Concentration margin introduced to mitigate risks due to concentrated positions

❖ MTM Loss Monitoring

- MTM limits at 75% of collaterals
- Real time alerts at 60%, 75% and 90% of MTM Limits
- Square off mode at 100% of loss limits

❖ Clearing and Collateral Management

- 15 Banks for Clearing
- Cash, FDRs, BGs, Securities and Warehouse Receipts and G Secs accepted towards collaterals, also allowed bullion as collateral
- 41 Approved Banks for Collateral submission towards FDRs and BGs
- 2 Custodians for Securities management
- Above measures implemented to de-risk concentration

❖ Settlement Guarantee Fund

- Assessed based on SEBI guidelines for commodity markets
- Assessed at Rs. 105.37 crores for the quarter ended December 31, 2017
- SGF corpus as on December 31, 2017 was Rs. 225.99 crore ((Provisional) cash component of Rs. 172.33 crore and non cash component of Rs. 53.66 crore)
- IPF corpus of about Rs. 179. 42 crore (Provisional) as on December 31, 2017
- Currently, clearing and settlement of all trades is done in-house, MCXCCL received approval to act as a Clearing Corporation from SEBI and is expected to get operational in Q1 FY 2018-19

EXPERIENCED BOARD OF DIRECTORS

SAURABH CHANDRA, IAS (Retd.), Chairman

- Former Secretary to the Ministry of Petroleum and Natural Gas, GoI, & in the Department of Industrial Policy and Promotion (DIPP),
- Has over 37 years of experience in various assignments, with State & Central Govt; in the Ministry of Finance, Ministry of Commerce and Industry, Ministry of Chemicals & Fertilizers, in the Govt. of India

DR. M. GOVINDA RAO, Public Interest Director

- Presently, Emeritus Professor at National Institute of Public Finance and policy (NIPFP)
- Former Member - 14th Finance Commission & Director of NIPFP & Economic Advisory Council to the Prime Minister-
- Over 40 years of experience with Govt. of India under several Ministries.

SHANKAR AGGARWAL, Public Interest Director

- Former Secretary to the Ministry of Labour and Employment, GoI
- Former Secretary to the Ministry of Urban Development, GoI
- Prior to working with the Central Government, he held diverse and important portfolios in the UP Government

HEMANG RAJA, Shareholder Director

- Former, Country Advisor - India to Asia Growth Capital Advisors (AGCA) for managing India Investments
- Former MD and Head India at Ritchie Capital
- Over 33 year of experience in Financial Industry

MRUGANK M. PARANJPE, MD and CEO

- Former MD Deutsche Bank A.G.,
- Held senior management roles in Prudential ICICI AMC and Citibank
- Over 25 years of diverse experience in Corporate Banking, Securities Markets, Technology, Asset Management, and Custodial Services

ARUN BHARGAVA, IRS (Retd), Public Interest Director

- Former Member of Central Board of Direct Taxes (CBDT).
- Former Member of Securities Appellate Tribunal (SAT)
- Over 37 years of experience in Revenue Department.

PRITHVI HALDEA, Public Interest Director

- Founder Chairman of Praxis Consulting & Information Services Pvt. Ltd. (Prime Database)
- Over 40 years of experience at senior positions in the corporate sector in the areas of exports, consulting and advertising

AMIT GOELA, Shareholder Director

- Presently, Partner at Rare Enterprises
- Former AVP (Private Equity) Reliance Capital and CEO at Alchemy Share & Stock Brokers,
- Over 21 years of experience in Capital Market

MS. MADHU VADERA JAYAKUMAR, Shareholder Director

- An independent investor in Financial Markets
- Founder CEO of E-Commodities Limited,
- Over 30 years of experience in Risk Management & Financial Services Industry

ARUN NANDA, Public Interest Director

- Presently, Chairman of Mahindra Holidays & Resorts (I) Ltd. and Mahindra Lifespace developers Ltd and Director of Holiday Club Resorts Oy, Finland.
- Over 40 years of extensive experience with Mahindra Group.

S. K. MITRA, Public Interest Director

- In 1990 Set up GIC Mutual Funds and was its Managing Director for 4 years
- Prior to that served as a head of Corporate banking & Investment banking with AMEX and associated with Aditya Birla Group and Standard Chartered in various capacities
- Over 39 years of extensive management experience in the whole range of Financial Sector

C. JAYARAM, Shareholder Director

- Former Joint Managing Director of Kotak Mahindra Bank Limited
- Currently on the board of Kotak Mahindra Bank Ltd., as a Non-Executive and Non-Independent Director
- Over 38 years of diverse experience in Financial Sector & related businesses

MS. PADMA RAGHUNATHAN, Shareholder Director

- Presently, working as Chief General Manager in Finance Department at NABARD
- Has closely worked with community-centred institutions engaged in upliftment of livelihood prospects of rural poor

ASHWIN PATEL, Company Secretary

- Previously worked with MT Educare, J. B. Chemicals and Pharmaceuticals Ltd and Dupont Sportswear Ltd
- Over 21 years of experience in the field of Secretarial, Legal and Investment Banking activities

GIRISH DEV, Head - Strategy

- Formerly MD & CEO - Geofin Comtrade
- Over 22 years experience in Financial Services in Operations, Technology, Compliance & Sales functions in the Institutional & Retail businesses, in Capital & Commodities markets including Depository services, Distribution of MF & Insurance, PMS & Merchant Banking and NBFC.

DR. RAGHAVENDRA PRASAD, Senior VP, Legal

- Ex-Deputy Legal Advisor (DGM) - SEBI, ex-Assistant Legal Advisor (AGM) - RBI,
- Over 24 years of experience in the legal field

SANJAY WADHWA, Chief Financial Officer

- Previously worked with Reliance Money, Reliance Capital Asset Mngt, HSBC, E&Y & Coco cola
- Over 19 years of professional experience

CHITTARANJAN REGE, VP - PKMT (Head - Base Metals)

- Previously with E&Y, Hindalco & Mecklai Financial
- Over 18 years of experience in financial and commodity risk management

NARENDRA KUMAR AHLAWAT, Chief Regulatory Officer

- Ex-CTO - MCX-SX
- AVP - NSE
- Over 28 years of experience in market operations; Development & Technology & Financial Services

RAHI RACHARLA, Chief Information Officer

- Previously worked with JP Morgan, Bangalore
- Over 25 years of experience in the field of technology

SHIVANSHU MEHTA, VP - PKMT (Head Bullion)

- Previously worked with Hindalco
- Over 16 years of experience across Commodity spectrum

DEEPAK MEHTA, VP - PKMT (Head - Energy & Agri)

- Previously worked with MGL (A Joint venture of GAIL & British Gas)
- Over 16 years of experience in Physical and Financial Markets of Oil & Gas Sector

NAVEEN MATHUR, Head - Business Development

- Ex-Associate Director : Commodities and Currencies Business, Equity Research and Advisory, Angel Broking Pvt. Limited
- Over 22 years of rich experience in Financial Services

RAJENDRA GOGATE, VP, HR & Administration

- Ex-General Manager(Facilities) - TATA Teleservices & Dy. GM - Essar
- Over 33 years of experience in the field of General Administration, Facilities Management

DR. V. SHUNMUGAM, Head Research

- Former, Chief Business Officer - Nomura Research Institute
- Over 23 years of experience in the field of market research, policy advocacy and finance

GLOBAL ALLIANCES*



- Facilitate sharing of information across regional global exchanges
- Allow penetration of new markets and increase market presence
- Enhance product offerings

Tie-ups with Indian trade bodies and associations, corporate, educational institutions and R&D centres enable it to engage the stakeholders, improve trade practices, create awareness and facilitate overall improvement of the Indian commodity futures market

FINANCIAL OVERVIEW

INCOME STATEMENT (CONSOLIDATED)

	INR CR, except for per share amounts		
	Q3 FY2018 (Unaudited)	Q3 FY2017 (Unaudited)	Change Q/Q
Operating Income	60.97	68.60	-11%
Other Income	15.55	31.28	-50%
Total Income	76.52	99.88	-23%
Less : Operating & Other Expenses	47.45	49.34	-4%
EBITDA	29.07	50.54	-42%
EBITDA Margin	37.99%	50.60%	-
Less: Interest & Depreciation	3.46	4.55	-24%
Profit before Exceptional items & Tax	25.61	45.99	-44%
Less : Exceptional items	-	-	-
Profit/(Loss) after Exceptional items & before tax	25.61	45.99	-44%
Less : Provision for tax	6.84	11.95	-43%
Profit after tax	18.77	34.04	-45%
PAT Margin	24.53%	34.08%	-
Other Comprehensive income (net of tax)	0.32	-0.33	-196%
Total Comprehensive income	19.09	33.71	-43%
Basic EPS* (INR) (Not Annualised)	3.69	6.69	-

INCOME STATEMENT (STANDALONE)

	INR CR, except for per share amounts		
	Q3 FY2018 (Unaudited)	Q3FY2017 (Unaudited)	Change Q/Q
Operating Income	60.97	68.60	-11%
Other Income	13.84	31.17	-56%
Total Income	74.81	99.77	-25%
Less : Operating & Other Expenses	46.91	49.34	-5%
EBITDA	27.90	50.43	-45%
EBITDA Margin	37.29%	50.55%	-
Less: Interest & Depreciation	3.46	4.55	-24%
Profit before Exceptional items & Tax	24.44	45.88	-47%
Less : Exceptional items	-	-	-
Profit/(Loss) after Exceptional items & before tax	24.44	45.88	-47%
Less : Provision for tax	6.64	11.94	-44%
Profit after tax	17.80	33.94	-48%
PAT Margin	23.79%	34.02%	-
Other Comprehensive income (net of tax)	0.32	-0.33	-196%
Total Comprehensive income	18.12	33.61	-46%
Basic EPS* (INR) (Not Annualised)	3.50	6.68	-

INCOME STATEMENT (CONSOLIDATED)

	INR CR, except for per share amounts		
	9M FY2018 (Unaudited)	9M FY2017 (Unaudited)	Change Y/Y
Operating Income	187.42	196.83	-5%
Other Income	67.87	92.55	-27%
Total Income	255.29	289.38	-12%
Less : Operating & Other Expenses	140.37	130.21	8%
EBITDA	114.92	159.17	-28%
EBITDA Margin	45.02%	55.00%	-
Less: Interest & Depreciation	13.06	13.81	-5%
Profit before Exceptional items & Tax	101.86	145.36	-30%
Less : Exceptional items	-	-	-
Profit/(Loss) after Exceptional items & before tax	101.86	145.36	-30%
Less : Provision for tax	27.64	40.60	-32%
Profit after tax	74.22	104.76	-29%
PAT Margin	29.07%	36.20%	-
Other Comprehensive income (net of tax)	-2.81	-7.13	-61%
Total Comprehensive income	71.41	97.63	-27%
Basic EPS* (INR) (Not Annualised)	14.59	20.61	-

NON-AGRI COMMODITIES

AVERAGE DAILY TURNOVER

Up to Rs. 350 crore

On incremental
turnover above
Rs. 350 core

TRANSACTION FEE RATES (PER RS. 1 LAKH OF TURNOVER)

Rs. 2.60

Rs. 1.75

Financial year	Average value realisation per lakh Rupee traded
FY 2016-17*	2.02
Q1 FY 2017-18	2.24
Q2 FY 2017-18	2.22
Q3 FY 2017-18	2.23

AGRI COMMODITIES

TRANSACTION FEE RATES (PER RS. 1 LAKH OF TURNOVER)

Rs. 1.75**

* Due to Increase in Transaction Charges from October 01, 2016; ** For RBD Palmolein & Black Pepper Transaction fee at Rs. 1 & 0.10 for Rs. 1 lakh of turnover


LATEST FINANCIAL RESULTS

UNAUDITED FINANCIAL RESULTS FOR QUARTER AND NINE MONTH ENDED DECEMBER 31, 2017

Multi Commodity Exchange of India Limited

Exchange Square, Suren Road, Andheri (East), Mumbai 400 093, India. | CIN: L51909MH2002PLC135594 | Email id: info@mcxindia.com | www.mcxindia.com

Trade and Hedge on India's no.1 Commodity Derivatives Exchange



Extract of Unaudited Financial Results for the Quarter and Nine months Ended 31 December, 2017

(₹ in lakhs)

PARTICULARS	Consolidated						Standalone					
	Three months ended 31 December, 2017 Unaudited	Three months ended 30 September, 2017 Unaudited	Three months ended 31 December, 2016 Unaudited	Nine months ended 31 December, 2017 Unaudited	Nine months ended 31 December, 2016 Unaudited	Year ended 31 March, 2017 Audited	Three months ended 31 December, 2017 Unaudited	Three months ended 30 September, 2017 Unaudited	Three months ended 31 December, 2016 Unaudited	Nine months ended 31 December, 2017 Unaudited	Nine months ended 31 December, 2016 Unaudited	Year ended 31 March, 2017 Audited
1 Total Income from Operations	6,097	6,726	6,860	18,742	19,683	25,944	6,097	6,726	6,860	18,742	19,683	25,944
2 Net Profit for the period (before Tax, Exceptional and/ or Extraordinary items)	2,561	4,012	4,599	10,186	14,536	17,776	2,444	3,883	4,588	9,936	14,497	17,742
3 Net Profit for the period before tax (after Exceptional and / or Extraordinary items)	2,561	4,012	4,599	10,186	14,536	17,776	2,444	3,883	4,588	9,936	14,497	17,742
4 Net Profit for the period after tax (after Exceptional and / or Extraordinary items)	1,877	2,915	3,404	7,422	10,476	12,659	1,780	2,833	3,394	7,239	10,440	12,627
5 Total Comprehensive Income for the period (Comprising profit for the period (after tax) and Other Comprehensive Income (after tax))	1,909	2,648	3,371	7,141	9,763	10,800	1,812	2,707	3,361	7,099	9,727	10,775
6 Equity Share Capital (of ₹10/- per share)	5099.84	5099.84	5099.84	5099.84	5099.84	5099.84	5099.84	5099.84	5099.84	5099.84	5099.84	5099.84
7 Reserves (excluding Revaluation reserves as shown in the Audited Balance Sheet)	-	-	-	-	-	1,31,139	-	-	-	-	-	1,30,777
8 Earnings Per Share (of ₹10/- each)*												
Basic:	3.69	5.73	6.69	14.59	20.61	24.91	3.50	5.57	6.68	14.23	20.54	24.84
Diluted:	3.69	5.73	6.69	14.59	20.61	24.89	3.50	5.57	6.66	14.23	20.53	24.83

* Earnings per share for the interim period is not annualised.

Notes:

- The above is an extract of the detailed format of Quarterly Financial Results filed with BSE under Regulation 33 of the SEBI (Listing and Other Disclosure Requirements) Regulations, 2015. The full format of the Quarterly Financial Results are available on BSE's website at www.bseindia.com and on the Company's website at www.mcxindia.com.
- The above results have been reviewed by the Audit Committee and approved by the Board of Directors at their meeting held on January 16, 2018. The consolidated financial results for the quarter and nine months ended December 31, 2016 were not reviewed by the auditors since during the previous year, the Company has opted not to publish the quarterly consolidated financial results.

For Multi Commodity Exchange of India Limited

sd/-

Mrugank Paranjape
Managing Director & CEO

Place: Mumbai | Date: January 16, 2018

THANK YOU

INVESTOR RELATIONS CONTACT:

Mr. Sanjay Wadhwa, *Chief Financial Officer*

+91 22 6731 8888, Sanjay.Wadhwa@mcxindia.com