

INVESTOR OVERVIEW

MAY 2017

Certain statements in this presentation contain forward-looking information about Multi Commodity Exchange of India Limited and its subsidiary companies, including their business operations, strategy and expected financial performance and condition. Forward-looking statements include statements that are predictive in nature, depend upon or refer to future events or conditions, or concern future financial performance (including revenues, earnings or growth rates), possible future plans and action of the company. Forward-looking statements are based on current expectations and understanding about future events.

They are inherently subject to, risks, uncertainties, and assumptions, etc. about the Company, economic factors and the industry in general. The Company's actual performance and events could materially differ from those expressed or implied by forward-looking statements made by the company due to, but not limited to, important factors such as general economic, political and market factors in India and internationally, competition, technological change, and changes in the government regulations.

The material mentioned in this presentation is general background information about the Company's activities current at the date of the presentation. It is information given in summary form and does not purport to be complete, is subject to change without notice and its accuracy is not guaranteed. This presentation (including any information contained herein and any information, whether or not in writing, supplied in connection herewith) is strictly confidential.

KEY MILESTONES

2002 -11

- Incorporated in April 2002
- Commenced operations in Nov 2003
- Forged strategic alliances with NYMEX (Part of CME Group)

2012

- Became India's first listed exchange on March 9, 2012
- Recorded the highest daily turnover of Rs. 119941.42 crore (single side)
- Was the 3rd largest commodity futures exchanges globally in terms of the number of contracts traded in CY 2012*
- Market share of about 87% in FY2012-13

2013

- Commodity Transaction Tax (CTT) imposed effective July 1, 2013
- MCX underwent significant changes during 2013-14; changes in top management and Board
- Market share fell to about 77%

2014

- Technology agreement with FTIL re-negotiated - more equitable terms w.e.f. July 01, 2014
- Mr. P. K. Singhal elevated as Joint Managing Director on October 14, 2014
- Regains Market share of about 86% in December 2014

2015

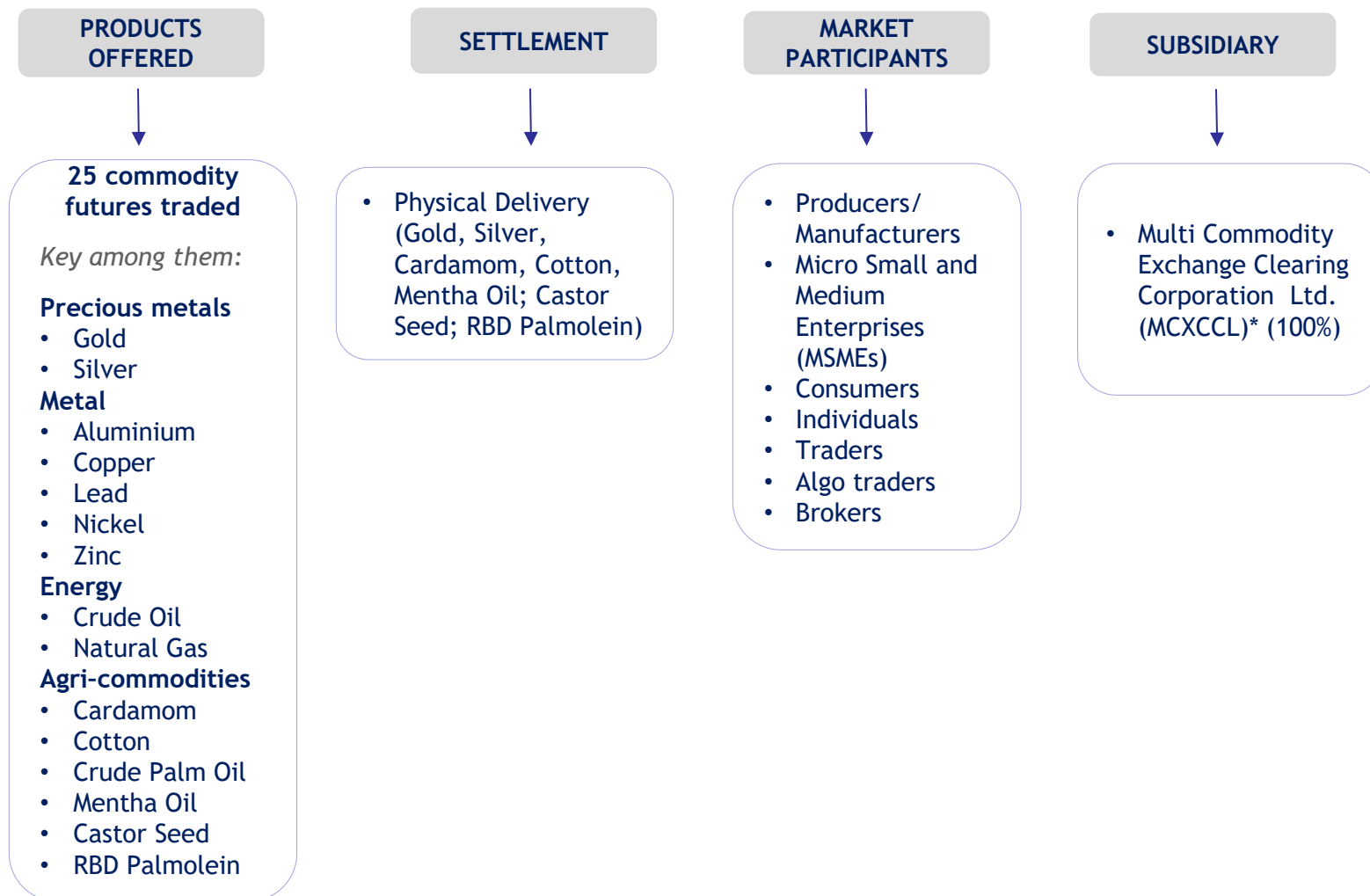
- Market share of 87.48% in Q4 FY 2015
- Launch of futures trading in Gold Global & Crude mini
- Signed MoU with
 - CME Group
 - GIFT City
- SEBI and FMC merged

2016

- Appointed Mr. Mrugank M. Paranjape as MD & CEO
- Redesignated Mr. P K Singhal as President & Whole Time Director
- Overcoming many hurdles, MCX climbs a rung to be world's 6th largest commodity futures exchange in 2015#
- MCX management representatives are member of Commodity Derivatives Advisory Committee (CDAC), set up by Sebi
- A number of senior personnel were inducted in the new Management Team in place

2017

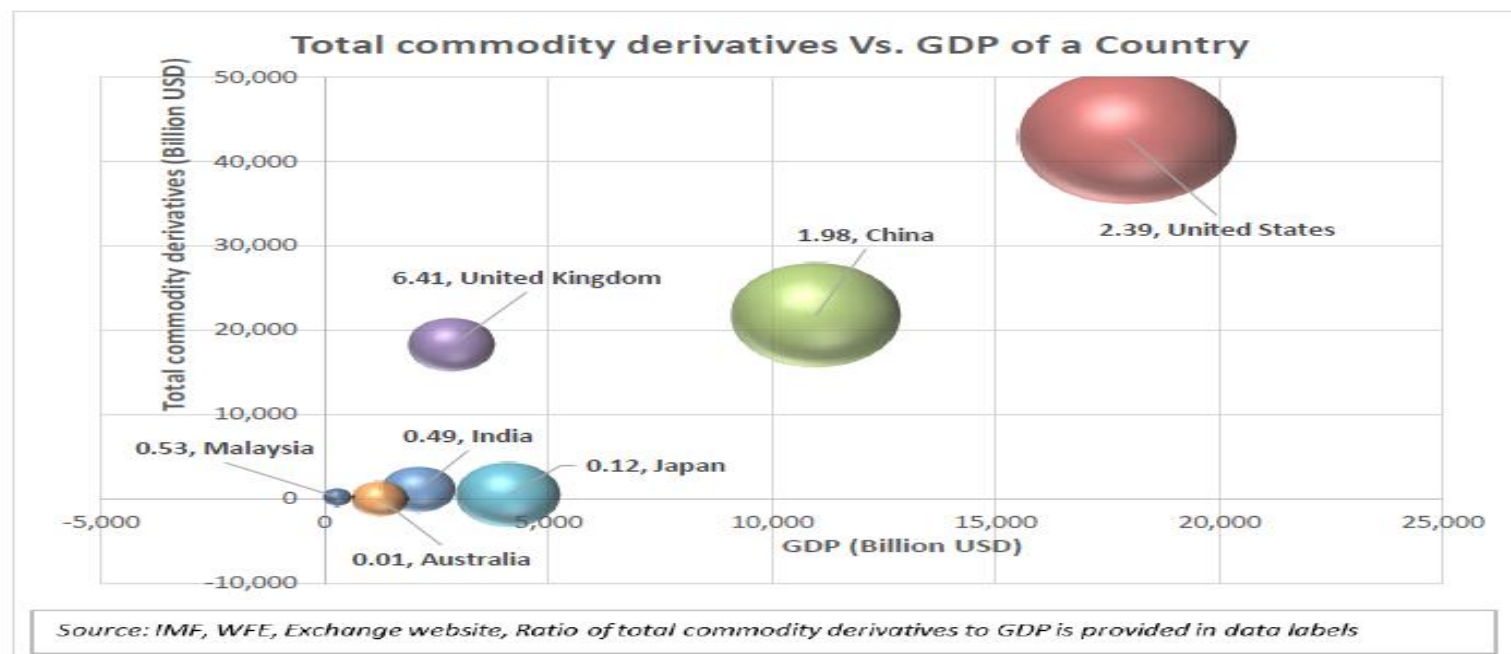
- Launch of futures trading in Castor Seed, RBD Palmolein
- Regulatory approvals expected for options



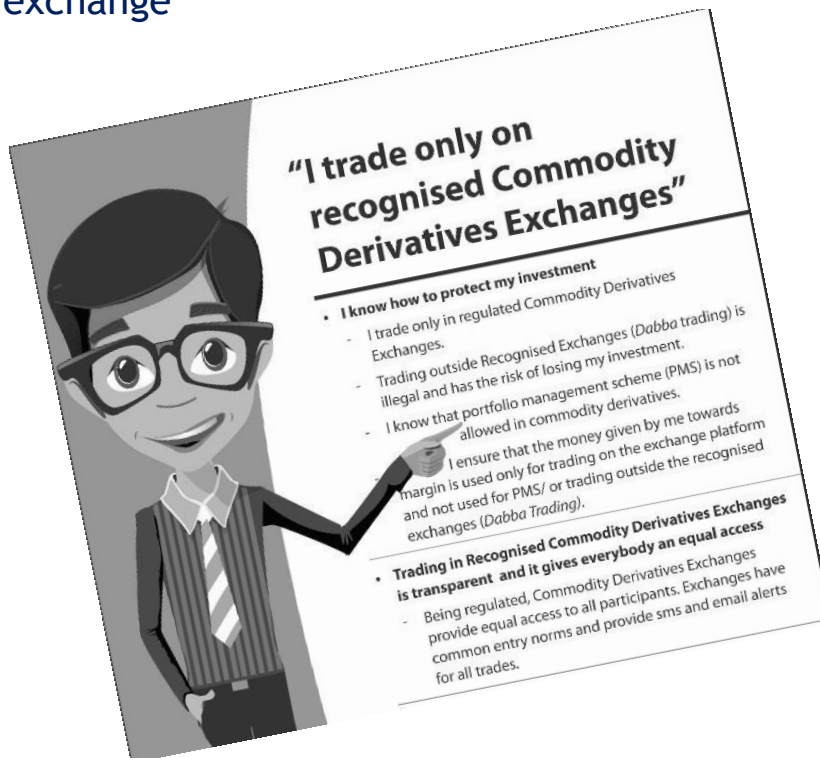
* - MCXCCL has not commenced operations,. Its current paid-up capital is Rs. 6 crore. Application for Clearing Corporation made to SEBI, it will get operational in FY 2017-18

^ - SME is under process of winding up. The requisite filing by the appointed Liquidator with Registrar of the Companies and the Official Liquidator w.r.t. the final general meeting is being done by the Liquidator and the final order of dissolution is awaited.

1. The growth of the overall economy in India is expected to drive the underlying demand for commodities.
2. The increase in physical market volumes may increase the hedging requirements of industry players, which influences derivative trading volumes.
3. Commodity derivative volumes are generally a multiple of the underlying physical commodity volumes. In India, the volumes traded on commodity futures exchanges is very low as compared to the size of the physical market or the GDP for the commodity. Thus, the potential for commodity derivatives is huge.



- Products like options, indices, weather derivatives and intangibles may be launched in future
- Institutions like FIIs, Banks, Mutual Funds may be allowed to enter commodity futures market going forward
- Creates an opportunity for commodity exchanges to enter other segments such as currency & equities moving towards 'universal exchange'



- SEBI's powers to raid, search, impose penal fines and take criminal action will ensure better market integrity
- 'Dabba' Trade (bucket shops) which according to an independent research agency was 3 times of the regulated commodity markets in 2013 (pre CTT) could get curbed
- Expectation that demonatisation will curb dabba trading, and some part of volumes to shift to our markets and the commodities markets to benefitting in the long run

- SEBI board has approved a proposal to amend the relevant provisions of the Securities Contracts (Regulation) (Stock Exchanges and Clearing Corporations) Regulations, 2012 to enable commodity derivatives exchanges to organise trading of 'options', for which detailed guidelines will be issued in due course
- SEBI Board has approved the proposal of integration of broking activities in Equity and Commodity Derivatives Markets under single entity by amending Stock Brokers Regulations and also to recommend to Government of India for amending Securities Contracts (Regulation) Rules, 1957 accordingly
- For any commodity to continue to be eligible for futures trading on exchanges, it should have an annual turnover of more than Rs 500 crore across all national commodity derivatives exchanges in at least one of the last three financial years
- Exchanges not to modify anything in a continuously trading contract without prior information and a Sebi approval
- Doubled the maximum requirement of bullion as a collateral for a clearing member up to 30 percent from existing 15 per cent
- To allow additional position limits to genuine hedgers for trading in commodity derivatives
- Made Unique Client Code (UCC) and Permanent Account Number (PAN) mandatory for all persons transacting on commodity exchanges
- SEBI has allowed trading in commodity derivatives at stock exchanges operating in International Financial Services Centre (IFSC)
- An accredited Warehouse service providers (WSPs) providing warehousing services would have a minimum net worth of Rs 25 crore for multi-commodities and Rs 10 crore for a single commodity

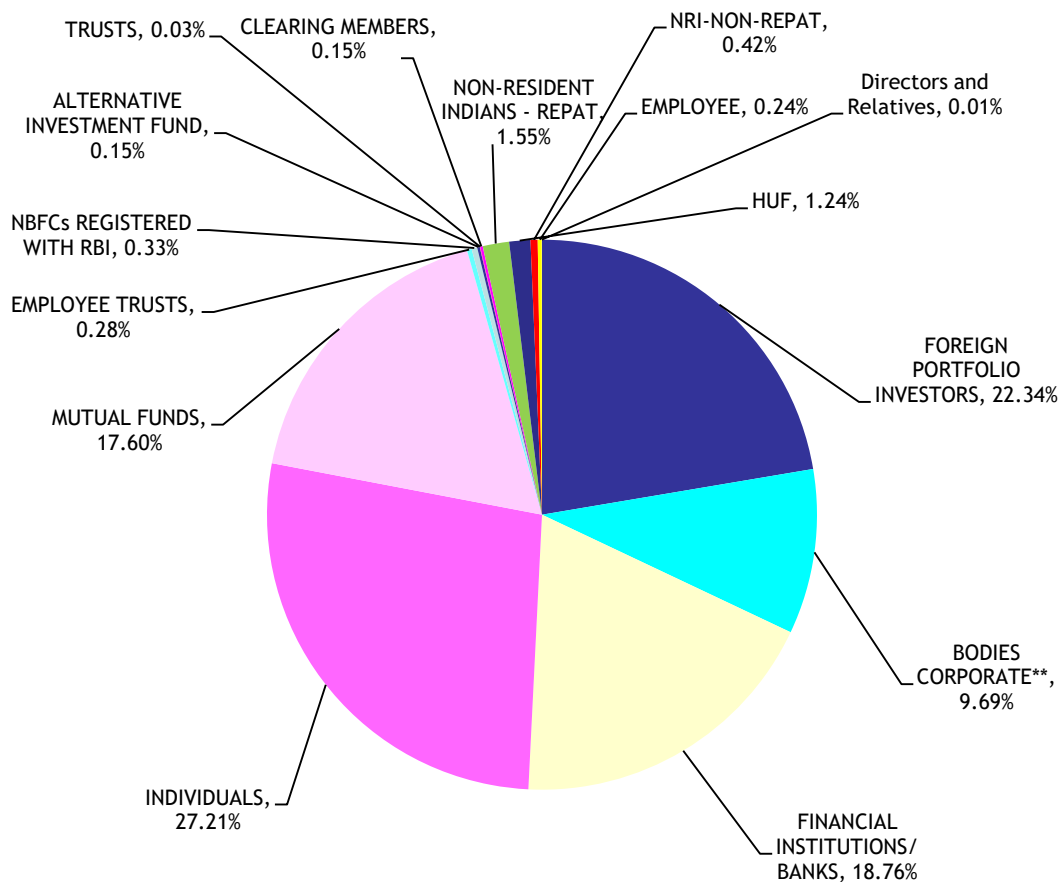
OTHER INITIATIVES

- Warehousing Development & Regulatory Authority (WDRA) has come up with guidelines for a commodity repository an electronic ecosystem to manage all functions of warehousing in commodities, like depository in equity market

- Ensure that all shareholders are ‘fit and proper’
- Shareholders who acquire **above two per cent** would have to seek approval from SEBI within 15 days of acquisition by submitting the application to the Exchange
- Shareholders who intend to acquire **beyond five per cent** would have to take a prior approval from SEBI
- Exchange to ensure **51 per cent** of shareholding is held by the public at all times
- Aggregate Shareholding of trading members, their associates or agents should **not exceed 49% paid-up capital** at any point of time
- Foreign entity (like Exchanges, Depository, Banking & Insurance) can acquire or hold upto 15 per cent of the paid-up equity share capital

SHAREHOLDING HIGHLIGHTS

SHAREHOLDING STRUCTURE AS ON MARCH 31, 2017



MAJOR SHAREHOLDERS SHAREHOLDING MORE THAN 1%

Sr. No.	Name of Shareholders	%
1	Kotak Mahindra Bank Limited	15.00
2	Axis Mutual Fund*	4.40
3	Jhunjhunwala Rakesh Radheshyam	3.92
4	Reliance Mutual Fund*	3.04
5	IDFC Premier Equity Fund	2.20
6	Baron Emerging Markets Fund	2.01
7	Tata Mutual Fund*	1.55
8	Nomura Singapore Limited	1.27
9	JP Morgan India Investment Company (Mauritius) Ltd.	1.12
10	Goldman Sachs India Limited	1.06
11	Pictet Country (Mauritius) Limited	1.04
12	HDFC Bank Ltd.	1.03
13	Vanaja Sunder Iyer	1.03

* Holding under different schemes

** Includes Beneficial Holdings Under Mgt-4

- Conducting awareness, capacity building and stakeholder programmes

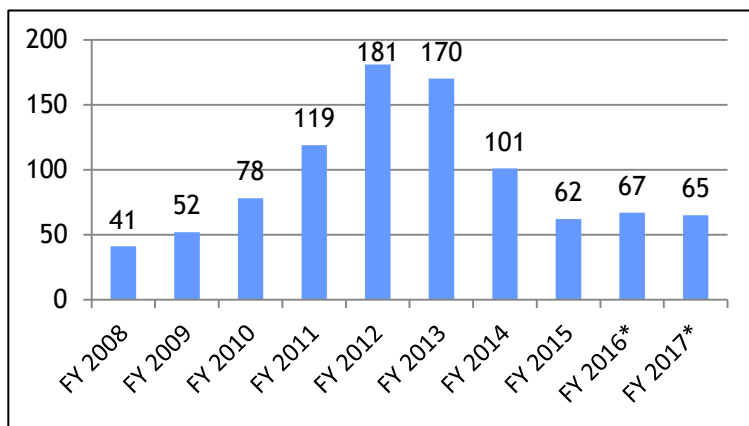
Category	FY2016-2017	FY2015-2016	FY2014-2015	FY2013-2014
Hedgers/ Industrial Associations / Farmers	141	148	116	106
Retail Investors	166	228	249	84
Options training	106	-	-	-
Total	413	376	365	190

Note: Hedging positions in Indian commodity derivative exchanges is difficult to derive because there is no mandatory disclosure of commodity hedging & non hedging positions unlike the International commodity exchanges

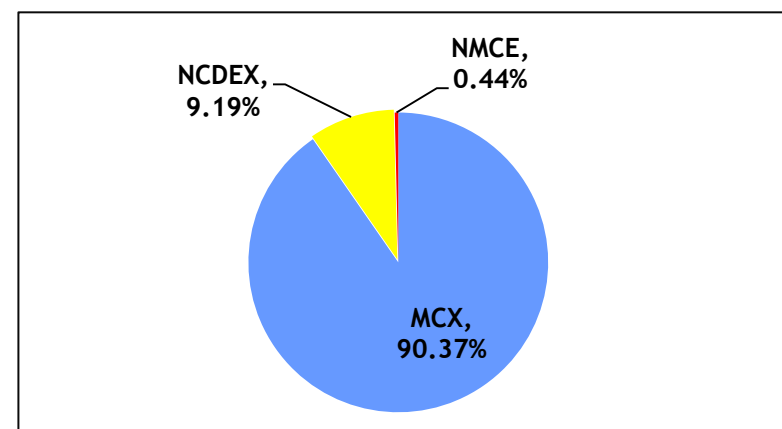
- Educational programmes for broad basing the commodity market ecosystem
- MoU with Imarticus Learning Pvt Ltd and Loyola Institute of Business Administration to promote financial literacy in the commodity space through educational initiatives
- Releasing “Dos and Don’ts” advertisements to enlighten market participants on the merits of trading on regulated commodity futures exchanges
- Releasing “Benefits of Hedging in India” advertisements across various reputed publications to educate the physical markets on the importance of using MCX for commodity price risk management
- Engaging with print and electronic media, coupled with evidence-based policy advocacy to create awareness and sensitise policymakers on various issues affecting the market
- Empowering market participants with relevant information through newsletters., viz. MCX CommNews (monthly), Commodity Connect (monthly), and Commodity Update (weekly)
- During the Q4, two class room MCCP programmes, 5 industrial visits from educational institutions, 29 options programmes, 2 high-end algorithmic options programmes and 7 IPF awareness programmes were conducted by the Training & Education dept.

- ☐ Dealing with delivery-based commodities & quality issues; limited to agri commodities
- ☐ Agri-commodities being a more sensitive category pose greater challenges
- ☐ Registration and transaction costs: SEBI charges a registration and turnover fee to commodity brokers to bring transaction fees charged by commodity brokers at par with equity markets, this would lead to an increase in cost of trading
- ☐ Current inequality of infrastructure in equity and commodity exchanges like Colocation, which is not allowed on commodity exchanges, pose greater challenges in algorithmic trading
- ☐ Indian commodity derivatives market is still in a nascent stage. The regulator is trying to streamline certain rules and regulations, till such time, ensuring consistency is a challenge

GROWTH OF INDIAN COMMODITIES MARKET IN TERMS OF VALUE OF FUTURES TRADED (INR TN)



MARKET SHARE (FY 16-17)




MCX: MARKET SHARE IN KEY SEGMENTS FOR FY16-17

Commodity Segment	MCX Market Share in Indian Commodity Futures space	Proportion of MCX's turnover
Bullion	99.98%	34.78%
Energy	100.00%	32.94%
Base Metals	100.00%	29.90%
Agri- Commodities	18.23%	2.38%

GLOBAL RANKING OF MCX'S COMMODITY FUTURES CONTRACTS AMONG F&O CONTRACTS IN CY 2016**

6 th	MCX Crude Oil Mini Futures
8 th	MCX Crude Oil Futures
20 th	MCX Natural Gas Futures
20 th	MCX Silver Micro Futures

AVERAGE DAILY TURNOVER (ADT)



EXTENSIVE REACH

689# Members

49,791 Authorised Persons

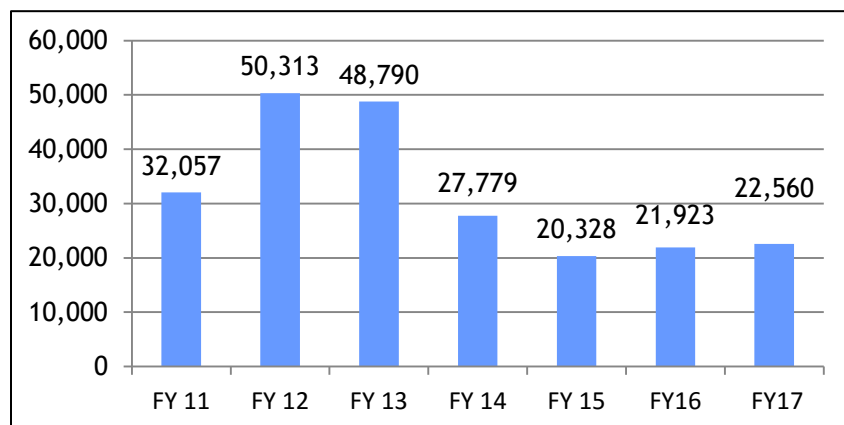
6,31,270 terminals (including CTCL)

1284 cities/towns across India

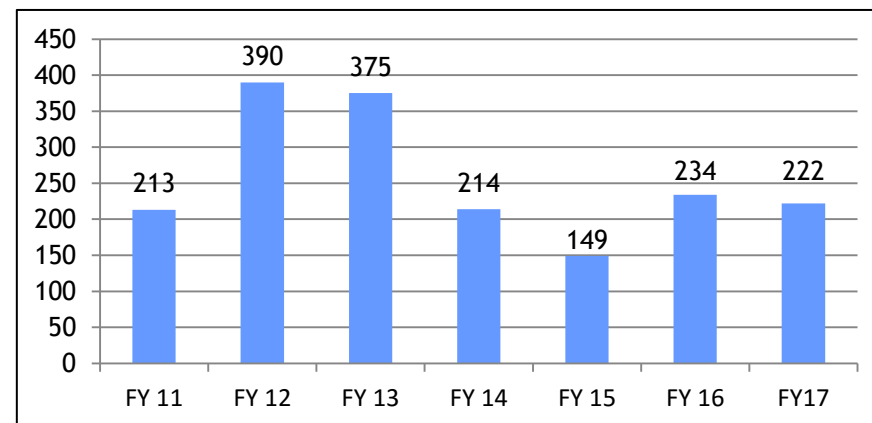
**No. of Active UCCs - 26,77,335

Application Submitted to SEBI, it includes 30 Members who have applied for Surrender of Membership ** Unique Client Code

AVERAGE DAILY VOLUME - Single Side (INR Crore)



VOLUME OF CONTRACTS (Lots in MN)



- ☐ Stable and platform for Commodity segment that ensures security, reliability flexibility and functionality
- ☐ State-of-art Tech Infra with redundancy
- ☐ Ready platform for Options / Index Trading customized to the needs of MCX and supports FII / FI participation
- ☐ Handling capacity of 40 million transactions (orders and trades put together) in a day
- ☐ Accessible through trader work stations or computer-to-computer link using multiple media of connectivity including:
 - Nationwide Private Network with Point of Presence in 9 major cities
 - VSATs, MPLS and Point to Point leased lines and internet
- ☐ Real-time data replication to Disaster Recovery (DR) at Gujarat International Finance Tec-City (GIFT City) and Near Online Site at Mumbai
 - Upgraded DR site to conduct smooth trading from the site if warranted
 - Synchronous data replication to Near Online Site to achieve zero data loss
 - Seamless diversion of traffic to DR site in case of any eventuality

❖ Margins

- VaR based Initial Margin, Extreme Loss Margins, Special Margins, Additional Margins, Tender and Deliver Margins
- Alerts to members at 60%, 75%, 90% of margin utilisation, square off at 100%
- Risk Reduction Mode (order level margining) at 90% of margin utilisation
- Margins are scaled up by Root 2 to cover Margin Period of Risk (MPOR) for 2 days
- Concentration margin introduced to mitigate risks due to concentrated positions

❖ MTM Loss Monitoring

- MTM limits at 75% of collaterals
- Real time alerts at 60%, 75% and 90% of MTM Limits
- Square off mode at 100% of loss limits

❖ Clearing and Collateral Management

- 15 Banks for Clearing
- Cash, FDRs, BGs, Securities and Warehouse Receipts and G Secs accepted towards collaterals, also allowed bullion as collateral
- 48 Approved Banks for Collateral submission towards FDRs and BGs
- 2 Custodians for Securities management
- Above measures implemented to de-risk concentration

❖ Settlement Guarantee Fund

- Assessed based on SEBI guidelines for commodity markets
- Assessed at Rs. 166.71 crores based on historic highest requirement
- SGF corpus as on March 31, 2017 was Rs. 225.77 crore ((Provisional) cash component of Rs. 170.17 crore and non cash component of Rs. 55.60 crore)
- IPF corpus of about Rs.150.58 crore (Provisional) as on March 31, 2017
- Currently, clearing and settlement of all trades is done in-house, application for Clearing Corporation has been made to SEBI, MCXCCL is expected to get operational in FY 2017-18

EXPERIENCED BOARD OF DIRECTORS

SAURABH CHANDRA, IAS (Retd.), Chairman

- Former Secretary to the Ministry of Petroleum and Natural Gas, GoI, & in the Department of Industrial Policy and Promotion (DIPP),
- Has over 37 years of experience in various assignments, with State & Central Govt; in the Ministry of Finance, Ministry of Commerce and Industry, Ministry of Chemicals & Fertilizers, in the Govt. of India

DR. M. GOVINDA RAO, Public Interest Director

- Presently, Emeritus Professor at National Institute of Public Finance and policy (NIPFP)
- Former Member - 14th Finance Commission & Director of NIPFP & Economic Advisory Council to the Prime Minister-
- Over 40 years of experience with Govt. of India under several Ministries.

S. K. MITRA, Public Interest Director

- In 1990 Set up GIC Mutual Funds and was its Managing Director for 4 years
- Prior to that served as a head of Corporate banking & Investment banking with AMEX and associated with Aditya Birla Group and Standard Chartered in various capacities
- Over 39 years of extensive management experience in the whole range of Financial Sector

HEMANG RAJA, Shareholder Director

- Former, Country Advisor - India to Asia Growth Capital Advisors (AGCA) for managing India Investments
- Former MD and Head India at Ritchie Capital
- Over 33 year of experience in Financial Industry

MRUGANK M. PARANJPE, MD and CEO

- Former MD Deutsche Bank A.G.,
- Held senior management roles in Prudential ICICI AMC and Citibank
- Over 25 years of diverse experience in Corporate Banking, Securities Markets, Technology, Asset Management, and Custodial Services

ARUN BHARGAVA, IRS (Retd), Public Interest Director

- Former Chief Commissioner (Central) and Director General of Income Tax (Investigation), Mumbai
- Former Member of Securities Appellate Tribunal (SAT)
- Over 37 years of experience in Revenue Dept.

MS. PRAVIN TRIPATHI, IAAS (Retd.), Public Interest Director

- Former Deputy Comptroller and Auditor General of India
- Former Member of Competition Appellate Tribunal (COMPAT)
- Over 40 years of experience as an auditor and financial advisor

AMIT GOELA, Shareholder Director

- Presently, Partner at Rare Enterprises
- Former AVP (Private Equity) Reliance Capital and CEO at Alchemy Share & Stock Brokers,
- Over 21 years of experience in Capital Market

MS. MADHU VADERA JAYAKUMAR, Shareholder Director

- An independent investor in Financial Markets
- Founder CEO of E-Commodities Limited,
- Over 30 years of experience in Risk Management & Financial Services Industry

PARVEEN KUMAR SINGHAL, President & Whole Time Director

- Former Division chief- SEBI
- Former Director- FMC
- Former Executive Director & CEO - Delhi Stock Exchange Ltd
- Over 41 years of executive cadre experience

ARUN NANDA, Public Interest Director

- Presently, Chairman of Mahindra Holidays & Resorts (I) Ltd. and Mahindra Lifespace developers Ltd and Director of Holiday Club Resorts Oy, Finland.
- Over 40 years of extensive experience with Mahindra Group.

PRITHVI HALDEA, Public Interest Director

- Founder Chairman of Praxis Consulting & Information Services Pvt. Ltd. (Prime Database)
- Over 40 years of experience at senior positions in the corporate sector in the areas of exports, consulting and advertising

C. JAYARAM, Shareholder Director

- Former Joint Managing Director of Kotak Mahindra Bank Limited
- Currently on the board of Kotak Mahindra Bank Ltd., as an Non-Executive and Non-Independent Director
- Over 38 years of diverse experience in Financial Sector & related businesses

MS. PADMA RAGHUNATHAN, Shareholder Director

- Presently, working as Chief General Manager in Finance Department at NABARD
- Has closely worked with community-centred institutions engaged in upliftment of livelihood prospects of rural poor

EXPERIENCED MANAGEMENT LEADERSHIP

AJAY PURI, Company Secretary, Head IR & CSR

- Ex-President - Atherstone Capital,
- Over 36 years of experience in the field of Company Law, Legal, Secretarial & taxation functions with organisations such as Bharti Telecom, Weston Elektronik, Crowne Plaza Toronto Centre

GIRISH DEV, Head - Strategy

- Formerly MD & CEO - Geofin Comtrade
- Over 22 years experience in Financial Services in Operations, Technology, Compliance & Sales functions in the Institutional & Retail businesses, in Capital & Commodities markets including Depository services, Distribution of MF & Insurance, PMS & Merchant Banking and NBFC.

DR. RAGHAVENDRA PRASAD, Senior VP, Legal

- Ex-Deputy Legal Advisor (DGM) - SEBI, ex-Assistant Legal Advisor (AGM) - RBI,
- Over 24 years of experience in the legal field

SANJAY WADHWA, Chief Financial Officer

- Previously worked with Reliance Money, Reliance Capital Asset Mngt, HSBC, E&Y & Coco cola
- Over 19 years of professional experience

DR. V. SHUNMUGAM, Senior Economist

- Former, Chief Business Officer - Nomura Research Institute
- Over 23 years of experience in the field of market research, policy advocacy and finance

CHITTARANJAN REGE, VP - PKMT (Head - Base Metals)

- Previously with E&Y, Hindalco & Mecklai Financial
- Over 18 years of experience in financial and commodity risk management

NARENDRA KUMAR AHLAWAT, Chief Regulatory Officer

- Ex-CTO - MCX-SX
- AVP - NSE
- Over 28 years of experience in market operations; Development & Technology & Financial Services

RAHI RACHARLA, Chief Information Officer

- Previously worked with JP Morgan, Bangalore
- Over 25 years of experience in the field of technology

SHIVANSHU MEHTA, VP - PKMT (Head Bullion)

- Previously worked with Hindalco
- Over 16 years of experience across Commodity spectrum

DEEPAK MEHTA, VP - PKMT (Head - Energy & Agri)

- Previously worked with MGL (A Joint venture of GAIL & British Gas)
- Over 16 years of experience in Physical and Financial Markets of Oil & Gas Sector

NAVEEN MATHUR, Head - Business Development

- Ex-Associate Director : Commodities and Currencies Business, Equity Research and Advisory, Angel Broking Pvt. Limited
- Over 22 years of rich experience in Financial Services

RAJENDRA GOGATE, VP, HR & Administration

- Ex-General Manager(Facilities) - TATA Teleservices & Dy. GM - Essar
- Over 33 years of experience in the field of General Administration, Facilities Management

MS. V N SAROJA, Head - Training & Education

- Former, Chief Executive Officer of Indian Agribusiness Systems Private Limited
- Former, Co-founder of Naukri.com, India's largest website on careers

GLOBAL ALLIANCES*



- Facilitate sharing of information across regional global exchanges
- Allow penetration of new markets and increase market presence
- Enhance product offerings

Tie-ups with Indian trade bodies and associations, corporate, educational institutions and R&D centres enable it to engage the stakeholders, improve trade practices, create awareness and facilitate overall improvement of the Indian commodity futures market

FINANCIAL OVERVIEW

FINANCIAL HIGHLIGHTS - Q4 FY16-17

INCOME STATEMENT (STANDALONE)

	INR CR, except for per share amounts		
	Q4 FY2017 (Audited)	Q4 FY2016 (Audited)	Change Q/Q
Operating Income	62.61	60.51	3%
Other Income	24.29	47.38	-49%
Total Income	86.90	107.89	-19%
Less : Operating & Other Expenses	49.48	42.19	17%
EBITDA	37.42	65.70	-43%
EBITDA Margin	43%	61%	-
Less: Interest & Depreciation	4.95	5.51	-10%
Profit before Exceptional items & Tax	32.46	60.19	-46%
Less : Exceptional items	0.00	0.00	0%
Profit/(Loss) after Exceptional items & before tax	32.46	60.19	-46%
Less : Provision for tax	10.58	15.75	-33%
Profit after tax	21.88	44.45	-51%
PAT Margin	25%	41%	-
Other Comprehensive income (net of tax)	-11.39	-7.73	47%
Total Comprehensive income	10.49	36.72	-71%
Basic EPS* (INR) (Quarterly figures not Annualised)	4.30	8.75	-51%

INCOME STATEMENT (STANDALONE)

INR CR, except for per share amounts			
	FY2017 (Audited)	FY2016 (Audited)	Change Y/Y
Operating Income	259.44	234.93	10%
Other Income	116.43	116.48	0%
Total Income	375.87	351.40	7%
Less : Operating & Other Expenses	179.67	159.65	13%
EBITDA	196.19	191.75	2%
EBITDA Margin	52%	55%	-
Less: Interest & Depreciation	18.77	24.89	-25%
Profit before Exceptional items & Tax	177.42	166.86	6%
Less : Exceptional items	0.00	5.63	-100%
Profit/(Loss) after Exceptional items & before tax	177.42	161.23	10%
Less : Provision for tax	51.15	47.46	8%
Profit after tax	126.27	113.78	11%
PAT Margin	34%	32%	-
Other Comprehensive income (net of tax)	-18.52	-46.70	-60%
Total Comprehensive income	107.75	67.08	61%
Basic EPS* (INR)	24.84	22.39	11%

BALANCE SHEET (STANDALONE)

In Rs. Crore

PARTICULARS	AS ON Mar 31, 17	AS ON Mar 31, 16
EQUITY AND LIABILITIES		
Shareholders' Funds		
Share Capital	51.00	51.00
Reserves & Surplus	1,307.77	1,238.76
SGF	170.49	188.24
Non Current liabilities	42.04	21.61
Current Liabilities	294.48	358.64
TOTAL	1,865.78	1,858.24

- Net worth of Rs. 1529.27 crore (including SGF) as on March 31, 2017
- Debt Free balance Sheet

In Rs. Crore

PARTICULARS	AS ON Mar 31, 17	AS ON Mar 31, 16
ASSETS		
Fixed Assets	152.14	140.11
Non-current investments & Loans and Advances	479.67	290.04
Total Current Assets	1,233.96	1,428.10
- Cash & Cash equivalents included in Total Current Assets	4.04	20.74
	1,865.78	1,858.24

NON-AGRI COMMODITIES

AVERAGE DAILY TURNOVER

TRANSACTION FEE RATES (PER RS. 1 LAKH OF TURNOVER)

Up to Rs. 350 crore

Rs. 2.60

On incremental
turnover above
Rs. 350 core

Rs. 1.75

Financial year	Average value realisation per lakh Rupee traded
FY 2015-16	1.80
FY 2016-17*	2.02

AGRI COMMODITIES

TRANSACTION FEE RATES (PER RS. 1 LAKH OF TURNOVER)

Rs. 1.75**

LATEST FINANCIAL RESULTS

UNAUDITED FINANCIAL RESULTS FOR QUARTER AND YEAR ENDED MARCH 31, 2017

MULTI COMMODITY EXCHANGE OF INDIA LIMITED

Exchange Square, Suren Road, Andheri (East), Mumbai 400 093, India. | CIN: L51909MH2002PLC135594 | Email id: info@mcxindia.com | www.mcxindia.com



Trade and hedge
on India's no.1
commodity futures
exchange

Extract of Audited Financial Results for the Year Ended 31 March, 2017

PARTICULARS	Standalone					Consolidated	
	Three months ended 31 March, 2017 Audited	Three months ended 31 December, 2016 Unaudited	Three months ended 31 March, 2016 Audited	Year ended 31 March, 2017 Audited	Year ended 31 March, 2016 Audited	Year ended 31 March, 2017 Audited	Year ended 31 March, 2016 Audited
1 Total Income from Operations	6,260.53	6,860.28	6,050.66	25,943.93	23,492.76	25,943.93	23,492.76
2 Net Profit for the period (before Tax, Exceptional and /or Extraordinary items)	3,246.16	4,588.35	6,019.30	17,742.44	16,686.43	17,776.67	16,729.05
3 Net Profit for the period before tax (after Exceptional and /or Extraordinary items)	3,246.16	4,588.35	6,019.30	17,742.44	16,123.33	17,776.67	16,165.95
4 Net Profit for the period after tax (after Exceptional and /or Extraordinary items)	2,187.83	3,393.87	4,444.67	12,627.15	11,377.62	12,659.23	11,462.52
5 Total Comprehensive Income for the period [Comprising profit for the period (after tax) and Other Comprehensive Income (after tax)]	1,048.86	3,360.61	3,671.92	10,775.49	6,707.55	10,800.37	6,889.75
6 Equity Share Capital (of ₹10/- per share)	5,099.84	5,099.84	5,099.84	5,099.84	5,099.84	5,099.84	5,099.84
7 Reserves(excluding Revaluation reserves as shown in the Audited Balance Sheet)	-	-	-	1,30,777.37	1,23,875.98	1,32,191.07	1,24,345.37
8 Earnings Per Share (of ₹10/- each) *							
Basic :	4.30	6.68	8.75	24.84	22.39	24.91	22.58
Diluted:	4.29	6.66	8.75	24.83	22.38	24.89	22.57

* Earnings per share for the interim period is not annualised.

Notes:

- The above is an extract of the detailed format of Quarterly and Year ended Financial Results filed with BSE under Regulation 33 of the SEBI (Listing and Other Disclosure Requirements) Regulations, 2015. The full format of the Quarterly and Yearly Financial Results are available on BSE's website at www.bseindia.com and on the Company's website at www.mcxindia.com.
- The above results have been reviewed by the Audit Committee and approved by the Board of Directors at their meeting held on May 04, 2017
- The Company has adopted Indian accounting standard ('Ind AS') from April 01, 2016. The figures for quarter and year ended March 31, 2016 are also Ind AS compliant.
- The Board of Directors have recommended a dividend of ₹15/- per equity share of face value of ₹10/- each; subject to approval of shareholders in the ensuing Annual General Meeting.

Place: Mumbai | Date: May 04, 2017

For Multi Commodity Exchange of India Limited
sd/-
Mrugank Paranjape
Managing Director & CEO

THANK YOU

INVESTOR RELATIONS CONTACT:

Mr. Ajay Puri, *Company Secretary, Chief Compliance Officer & Head IR*
+91 22 6731 8888, Ajay.puri@mcxindia.com