

Date: November 12, 2025

BSE Limited

Department of Corporate Services
Pheroze Jeejeebhoy Towers,
Dalal Street, Mumbai-400001

National Stock Exchange of India Limited

Exchange Plaza, 5th Floor,
Plot No. C/1, G Block
Bandra- Kurla Complex, Mumbai-400051

SCRIP Code- 544136

SYMBOL-RKSWAMY

ISIN: INE0NQ801033

Subject: Intimation under Regulation 30 of the SEBI (Listing Obligations and Disclosure Requirements) Regulations, 2015 ("SEBI Listing Regulations") – Investor Presentation.

Dear Sir/Madam,

Pursuant to the provisions of Regulation 30 of the SEBI Listing Regulation, we are enclosing herewith a copy of the Investor Presentation on the Un-Audited Financial Results (Standalone and Consolidated) of R K SWAMY Limited ("the Company") for the quarter and half year ended September 30, 2025.

This intimation is also being uploaded on the Company's website at www.rkswamy.com

You are requested to kindly take the same on record.

Thanking you

For R K SWAMY Limited

Aparna Bhat

Company Secretary & Compliance Officer

Membership No.: A19995

Address: Esplanade House, 29, Hazarimal Somani Marg, Fort, Mumbai 400 001

R K SWAMY Limited

Esplanade House,

29 Hazarimal Somani Marg,

Fort, Mumbai 400001

Phone: +91 22 4057 6399, 2207 7476

Email: reachout@rkswamy.com

www.rkswamy.com

CIN No. L74300TN1973PLC006304

Regd Office: Plot No.19, Wheatcrofts Road,

Nungambakkam, Chennai- 600034.

Offices also at Bengaluru, Hyderabad,

Kochi, Kolkata, New Delhi



Q2 FY 2026 Update for Investors

November 12, 2025

- H1 Consolidated Total Income up 12.2% vs. H1 year ago
Rs 156.63 crores vs Rs 139.63 crores last year
- H1 Consolidated PBT up 27.9% vs. H1 year ago
Rs 6.73 crores vs Rs 5.26 crores last year

- Q2 Consolidated Total Income up 12.1% vs. Q2 year ago
Rs 76.38 crores vs Rs 68.13 crores last year
- Q2 Consolidated PBT up 44.2% vs. Q2 year ago
Rs 3.13 crores vs Rs 2.17 crores last year

A good busy period

- R K SWAMY has three major lines of business – Integrated Marketing Communications, Data Analytics and MarTech and Custom Market Research. All disciplines are progressing.
- No client loss of consequence overall. Healthy retention plus gains.
- The Creative Communications business is on a good wicket; couple of large former clients are back in the fold.
- Specialist areas are growing – Pharma/Healthcare, Social Research & Communication.
- Data Analytics and MarTech in steady growing state.

A good busy period (...contd.)

- Capacity utilisation - in expanded Customer Experience Centre, and Computer Aided Telephone Interview (CATI) facility - is steadily going up.
- New service – Brand and Marketing Consulting Group launched in May – is gaining traction with new projects signed up. Task is to scale up the supply side i.e. recruit and train more Consultants. Problem-solving ability and relevance to Clients is significant. Takes the company up the value chain.



A good busy period (...contd.)

- Brought out valuable professional information, distributed freely.

Learnings from the work we do




Refer www.rkswamy.com for details



RAISING THE BAR 30 CASES

OUR ROLE IS TO SOLVE PROBLEMS AND ADD VALUE TO OUR CLIENTS.
WE ACCOMPLISH THIS THROUGH DEEP ENGAGEMENT.
WE ARE SHARING A SAMPLE OF OUR WORK.
THESE ARE DRAWN FROM DIFFERENT DISCIPLINES.

VERY FEW COMPANIES FROM OUR CATEGORY CAN PROVIDE
SUCH A VARIETY OF CASES COVERING SO MANY INDUSTRIES
AND SECTORS.



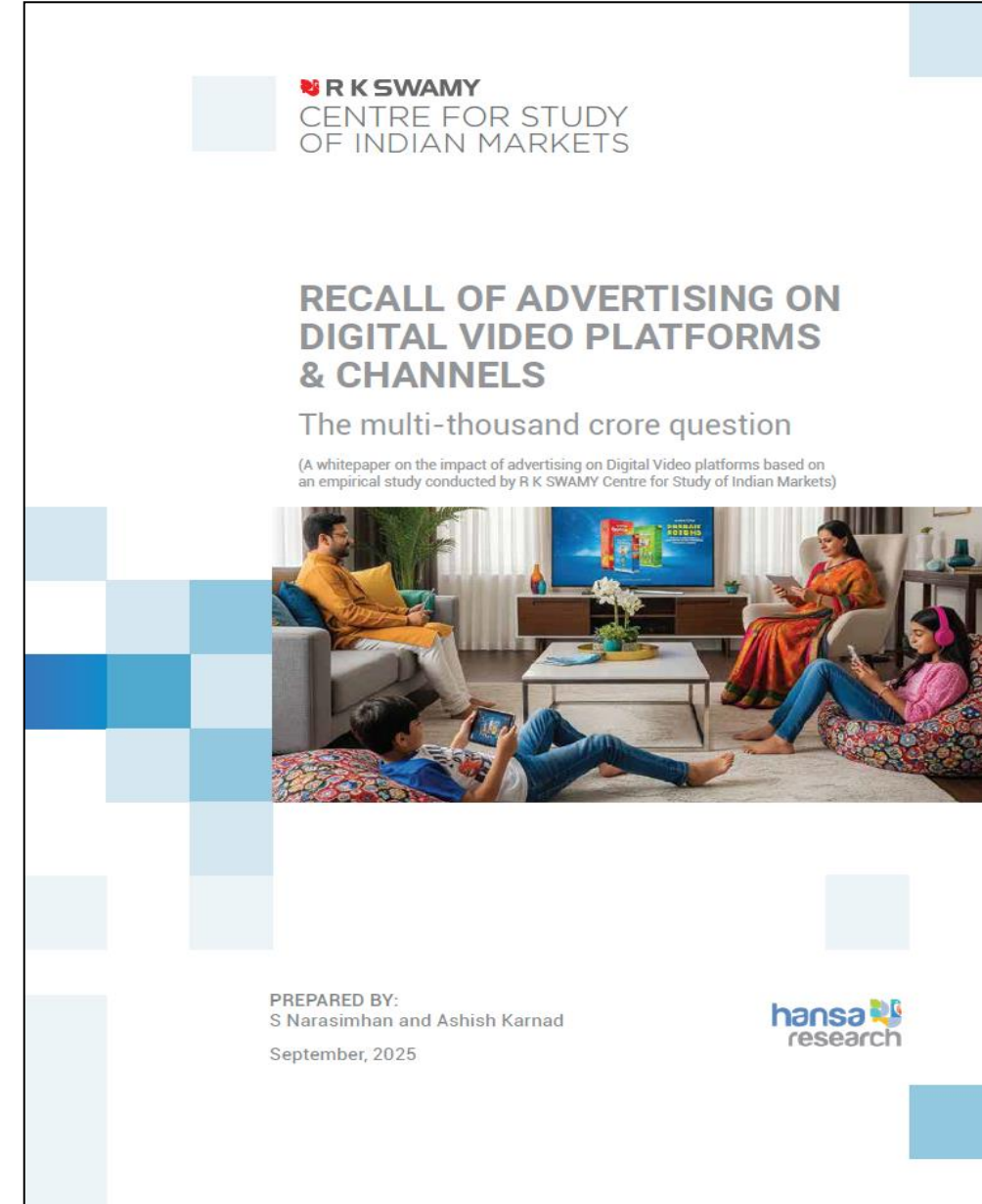
A good busy period (...contd.)

- Brought out valuable professional information, distributed freely.

White Paper on an important topic




Refer www.rkswamy.com for details



A good busy period (...contd.)

- New Service lined up for launch in November/December, based on the White Paper:



- First of its kind in the market. Subscription service for Marketers who are spending a lot of money advertising on Digital videos.

Financial & Operational Metrics (Consolidated)

In Rs lakhs

Metric	H1 FY 2025	H1 FY 2026	% change
Total Income ¹	13963	15663	↑ 12.2%
Gross Margin ²	9536	10455	9.6%
EBITDA	1312	1747	33.2%
EBITDA Margin ³	9.4%	11.2%	
Profit before tax (PBT)	526	673	↑ 27.9%
PBT Margin	3.8%	4.3%	
Profit after tax (PAT)	270	341	↑ 26.3%
PAT Margin	1.9%	2.2%	

Notes

1. Total Income includes Other Income
2. Gross Margin is Revenue from Operations less Operating expenses
3. EBITDA Margin is calculated as EBITDA (incl. Other Income) divided by Total Income

4. All figures on this slide have been rounded off to the nearest whole number, and percentages to one decimal

Financial & Operational Metrics (Consolidated)

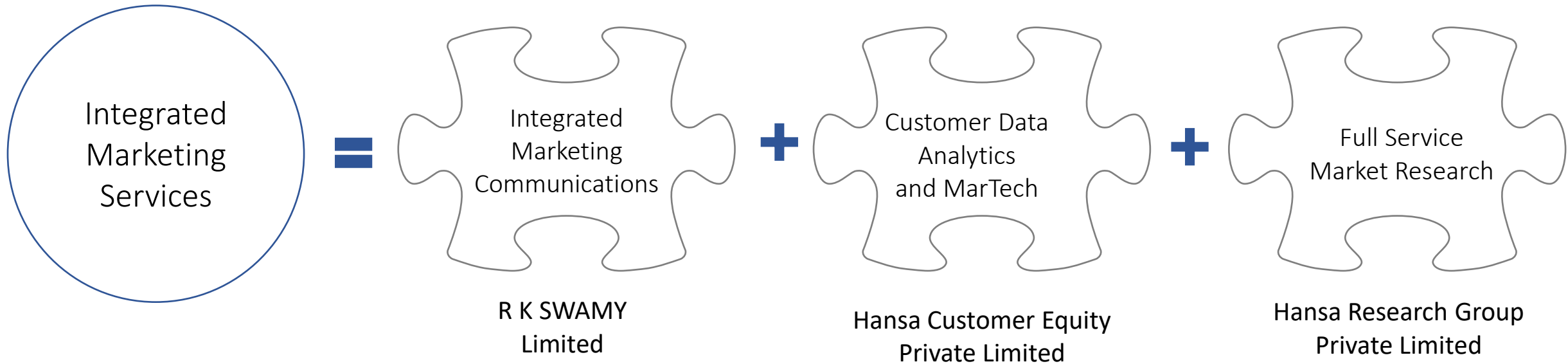
In Rs lakhs

Metric	Q2 FY 2025	Q2 FY 2026	% change
Total Income ¹	6813	7638	↑ 12.1%
Gross Margin ²	4872	5192	6.6%
EBITDA	609	867	42.4%
EBITDA Margin ³	8.9%	11.4%	
Profit before tax (PBT)	217	313	↑ 44.2%
PBT Margin	3.2%	4.1%	
Profit after tax (PAT)	52	54	↑ 3.8%
PAT Margin	0.8%	0.7%	

Notes

1. Total Income includes Other Income
2. Gross Margin is Revenue from Operations less Operating expenses
3. EBITDA Margin is calculated as EBITDA (incl. Other Income) divided by Total Income

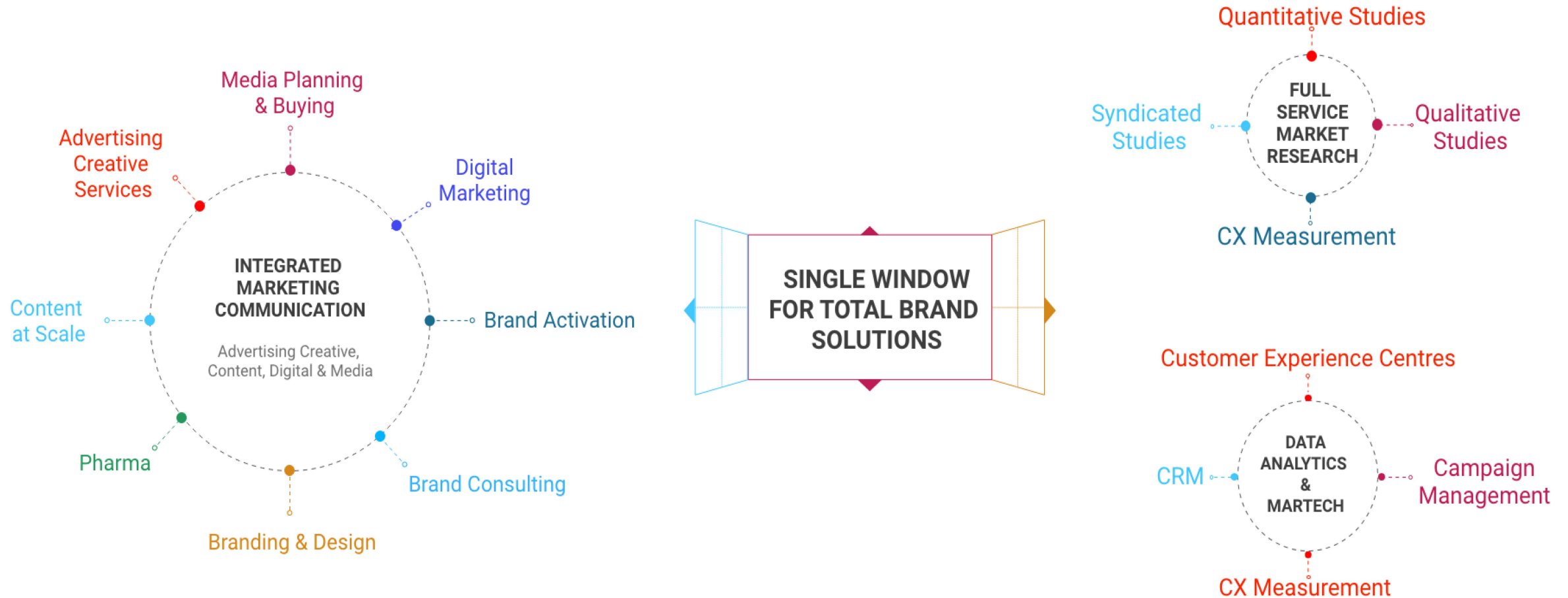
4. All figures on this slide have been rounded off to the nearest whole number, and percentages to one decimal



The Integrated Marketing Communications business uses the '**R K SWAMY**' as well as the '**Hansa**' brands. The Customer Data Analytics and MarTech and Full-Service Market Research disciplines are offered under the '**Hansa**' brand

Single window solution for Creative, Media, Data Analytics and Market Research Services

Service Offerings



- This presentation is issued by R K SWAMY Limited (the “Company”) for general information purposes only, without regard to specific objectives, suitability, financial situations and needs of any particular person. This presentation does not constitute or form part of any offer or invitation or inducement to sell or issue, or any solicitation of any offer to purchase or subscribe for, any securities of the Company nor shall it or any part of it or the fact of its distribution form the basis of, or be relied on in connection with, any contract or commitment therefor. No person is authorized to give any information or to make any representation not contained in or inconsistent with this presentation and if given or made, such information or representation must not be relied upon as having been authorized by any person.
- These presentations may contain / lead to forward looking statements within the meaning of applicable securities laws. Similarly, statements that describe our business strategy, outlook, objectives, plans, intentions or goals also are forward-looking statements. The information contained in these materials has not been independently verified. Forward- looking statements are not guarantees of future performance and involve risks and uncertainties and other factors that may cause actual results to differ materially from those anticipated at the time the forward-looking statements are made. Future results, performance and achievements may be affected by general economic conditions, regulatory environment, business and financing conditions, foreign exchange fluctuations, cyclicity and operating risks associated with our industry and other circumstances and uncertainties.
- Although we believe the expectations reflected in such forward looking statements are based upon reasonable assumptions, we can give no assurance that our expectations will be attained or that results will not materially differ. We undertake no obligation to publicly update or revise any forward-looking statement, whether as a result of new information, future events or otherwise. Please note that the past performance of the Company is not, and should not be considered as, indicative of future results.
- The information and opinions contained in this presentation are current, and if not stated otherwise, as of the date of this presentation. The Company undertakes no obligation to update or revise any information or the opinions expressed in this presentation as a result of new information, future events or otherwise. Any opinions or information expressed in this presentation are subject to change without notice.
- The financial information are on consolidated basis unless otherwise specified.
- Please visit our corporate website **www.rkswamy.com** to go through our Investor section.

Thank You