



An ISO 9001 Company

August 12, 2025

National Stock Exchange of India Limited
Exchange Plaza, Plot No. C/1, G Block,
Bandra Kurla Complex,
Bandra (E), Mumbai – 400 051

BSE Limited,
Floor 25, P J Towers,
Dalal Street,
Mumbai – 400 001

NSE Symbol: **WABAG**

BSE Scrip Code: **533269**

Dear Sir/Madam,

Sub: Presentation on the Unaudited Financial Results (both Standalone and Consolidated) of the Company for the quarter ended June 30, 2025

Ref.: Regulation 30 & 46 of the SEBI (Listing Obligations and Disclosure Requirements) Regulations, 2015

Please find enclosed the presentation on the Unaudited Financial Results (both Standalone and Consolidated) of the Company for the quarter ended June 30, 2025.

The aforesaid presentation is also being uploaded on the website of the Company, www.wabag.com.

Kindly take the same on record.

Thanking You,
For **VA TECH WABAG LIMITED**

Anup Kumar Samal
Company Secretary & Compliance Officer
Membership No: FCS 4832

Encl: As above

Sustainable solutions, for a better life



VA TECH WABAG LIMITED

CIN: L45205TN1995PLC030231

**"WABAG HOUSE",
No.17, 200 Feet Thoraipakkam-Pallavaram Main Road,
Sunnambu Kolathur, Chennai 600 117, India.**

Board : +91- 44 - 6123 2323

Fax : : +91- 44 - 6123 2324

Email : wabag@wabag.in

Web : www.wabag.com



VA TECH WABAG LTD

Results Update Presentation
Q1 FY 2025-26

INNOVATION THAT FLOWS
WITH PURPOSE





The Wabag Group

4



Financial Performance

11



Order Book Analysis

18



Awards & Accolades

26

Safe Harbor Statement

This presentation and the accompanying slides (the “Presentation”), which have been prepared by VA TECH WABAG LIMITED (the “Company”), have been prepared solely for information purposes and do not constitute any offer, recommendation or invitation to purchase or subscribe for any securities, and shall not form the basis or be relied on in connection with any contract or binding commitment whatsoever. No offering of securities of the Company will be made except by means of a statutory offering document containing detailed information about the Company.

This Presentation has been prepared by the Company based on information and data which the Company considers reliable, but the Company makes no representation or warranty, express or implied, whatsoever, and no reliance shall be placed on, the truth, accuracy, completeness, fairness and reasonableness of the contents of this Presentation. This Presentation may not be all inclusive and may not contain all of the information that you may consider material. Any liability in respect of the contents of, or any omission from, this Presentation is expressly excluded.

This presentation contains certain forward-looking statements concerning the Company’s future business prospects and business profitability, which are subject to a number of risks and uncertainties and the actual results could materially differ from those in such forward-looking statements. The risks and uncertainties relating to these statements include, but are not limited to, risks and uncertainties regarding fluctuations in earnings, our ability to manage growth, competition (both domestic and international), economic growth in India and abroad, ability to attract and retain highly skilled professionals, time and cost over runs on contracts, our ability to manage our international operations, government policies and actions, regulations, interest and other fiscal costs generally prevailing in the economy. The company does not undertake to make any announcement in case any of these forward-looking statements become materially incorrect in future or update any forward-looking statements made from time to time by or on behalf of the company.





The Wabag Group

Driven by Purpose: Guided by Vision, Mission, Values



PURPOSE

Sustainable solutions for a better life



VISION

WABAGites enrich Life by Preserving Resources, Protecting Environment,
Powering Economies through innovative & sustainable water solutions



MISSION

W Win-Win approach with Customer & every Stakeholder
A Advanced Technology & Value Engineering Solutions
B Build an Empowered, Entrepreneurial & Creative Team
A Aspirational Leadership with Courage & Care
G Growth guided by Responsibility and Values



VALUES

W Will to act decisively and commit to deliver the organizational goals
A Agile to be energetic, adaptable & resilient, to dynamic business environment
T Trust to be accountable & transparent to all our stakeholders
E Empathy to build long-term relationships based on care, understanding & co-operation
R Resolve to create sustainable solutions that benefits people, communities and environment



100 Years Young & Strong

Foundation of WABAG
Wasserfilterbau
in Wroclaw

1924

**Completion of the
3-stage acquisition of WABAG**
by Deutsche Babcock

1986

**Foundation of
VA TECH WABAG Ltd.,
Chennai, India**

1996

Acquisition of WABAG
from Deutsche Babcock
by VA TECH, Austria

1999

Buyout of WABAG India:
Management buyout backed
by ICICI Venture

2005

**Associated with PM's vision
of Clean Ganga** – executed
the first STP under Namami
Gange at Varanasi

2018

**Secured order for 45 MLD
TTRO Plant at Koyambedu**
under AMRUT Scheme

2016

**Secured first Integrated ETP
project in the SEA in Oil &
Gas sector from PETRONAS**

2015

VA TECH WABAG Ltd.
goes **Public (NSE, BSE)**

2010

Reunification: WABAG India
takes over WABAG Austria
Group from Siemens Group

2007

**Secured Landmark One-City-
One-Operator Project** under
State Mission for Clean Ganga

2019

**Secured largest Desalination
Project of SE Asia – 400
MLD Perur, Chennai**

2023

**WABAG celebrates its Centenary,
& Achieved Highest Market
Capitalization**

2024

**Secured its largest Desalination
order in Middle East – 300 MLD
SWA in Yanbu, KSA**

2025



Century 2.0 : Pioneering the Next 100 Years



Among the World's Top **3 Largest Private Water Operator**, Touched 96+ Mn lives globally
Desalination Plant Suppliers

Sustainable Solutions

Desalination, Waste Water Treatment, Recycle & Reuse, Effluent Treatment, Drinking Water, ZLD, Sludge Treatment & Energy Recovery

Complete Lifecycle Partnership

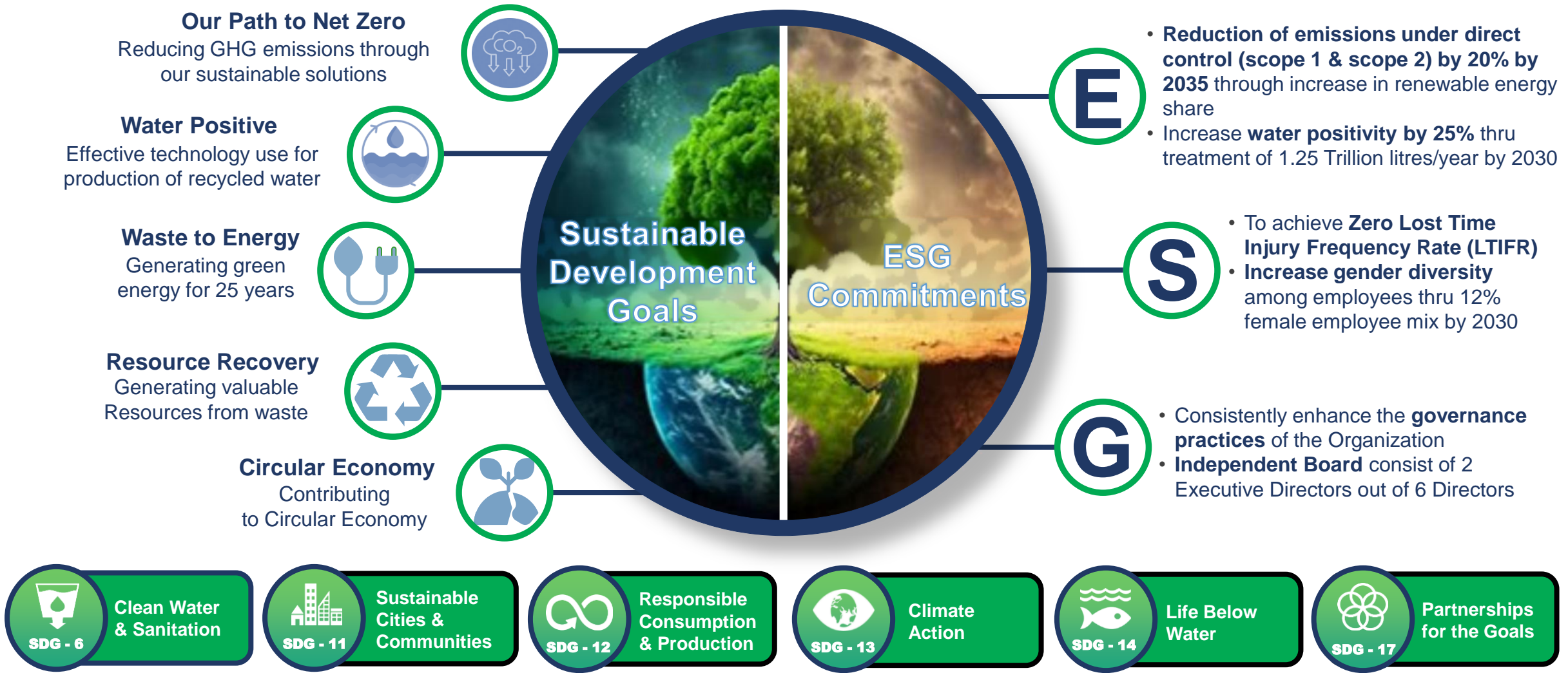
Design – Procurement – Construction – Installation – Commissioning - O&M

Delivery Models

EP – EPC - DBO - O&M - BOOT - HAM



Sustainable Development Goals & ESG Commitments




Robust Governance Structure



PV Solar, Semiconductor & Green H2

- Well positioned as a complete water solution provider from Raw Water treatment – UPW – ETP/ZLD with long term O&M
- Secured Mega desalination order from PV Solar sector
- Engaging with PV Solar and Green Hydrogen clients on live enquiries for integrated water management solutions



Blue Seed

- Initiative to Foster Innovation & Support Emerging Start-ups
- Received great response from Waterpreneurs, and are exploring to collaborate through pilot opportunities
- Shortlisted few start-ups focused on innovative water technologies



Biogas to CBG

- Strategic tie up with 'Peak Sustainability Ventures' to establish 100 CBG plants
- Collaborated with one of the leading technology provider for Bio-CNG Projects
- Analyzing performance of installed plants to maximize biogas yield and minimize operational downtime
- Submitted EOIs at multiple locations and are closely working with clients to advance the projects



Digitalization

- Partnered with 'Pani Energy' to implement applied AI for water treatment plants
- Koyambedu TTRO Plant is powered with operational intelligence platform (AI)
- Exploring opportunities and technologies to digitalize our plants and networks in India and Middle East





Financial Performance

Consolidated Financial Highlights

- Order Backlog at **INR 157,770 Mn; up 15% YoY**
- Revenue at **INR 7,340 Mn; up 17.2% YoY**
- EBITDA at **INR 956 Mn; up 17.5% YoY**
- PAT at **INR 658 Mn; up 19.6% YoY**

Business Highlights

- Strong Order Book of **INR 158 Bn** → **Robust Revenue Visibility**
- **Order Intake of INR 26 Bn** secured in Q1 FY26 and **Preferred Bidder** in projects **worth over INR 35 Bn**

Q1 FY2025-26 Performance Metrics

13.0 %

EBITDA

9.0 %

PAT

**6,267
INR Mn**

Net Cash*

14.8 %

RoE


18.3 %

RoCE

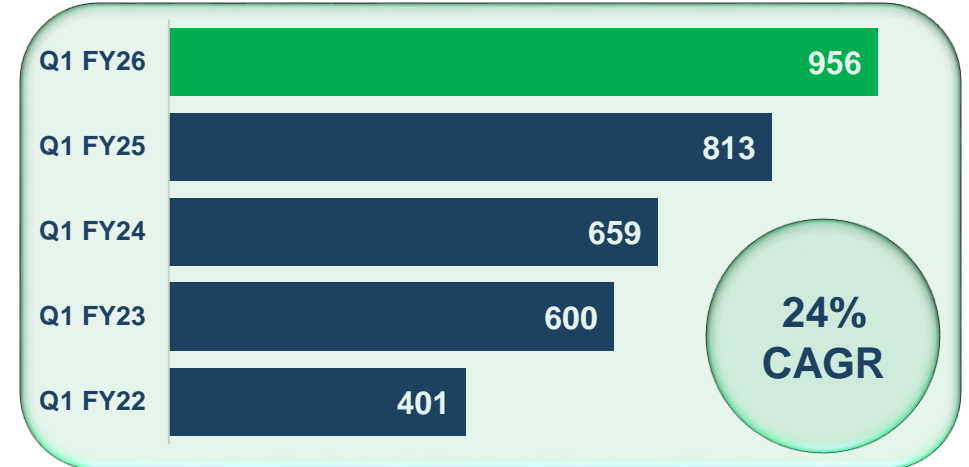


Financial Performance over the years

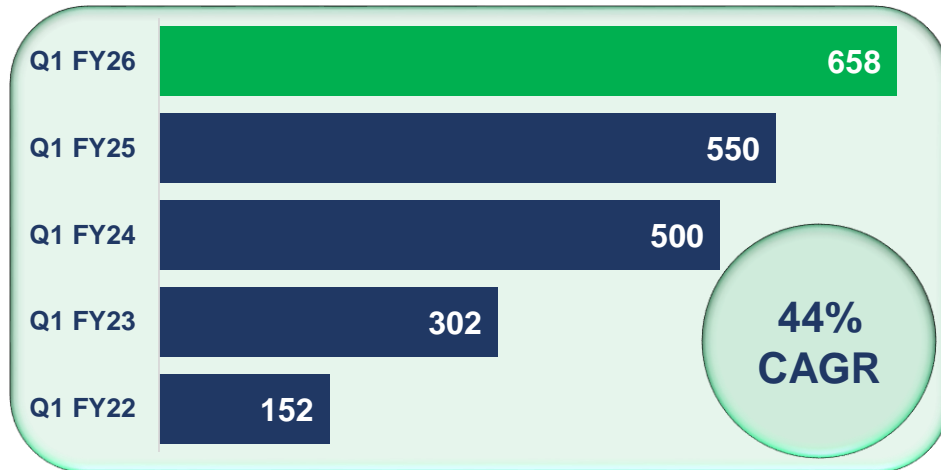
REVENUE : INR 7,340 Mn



EBITDA : INR 956 Mn



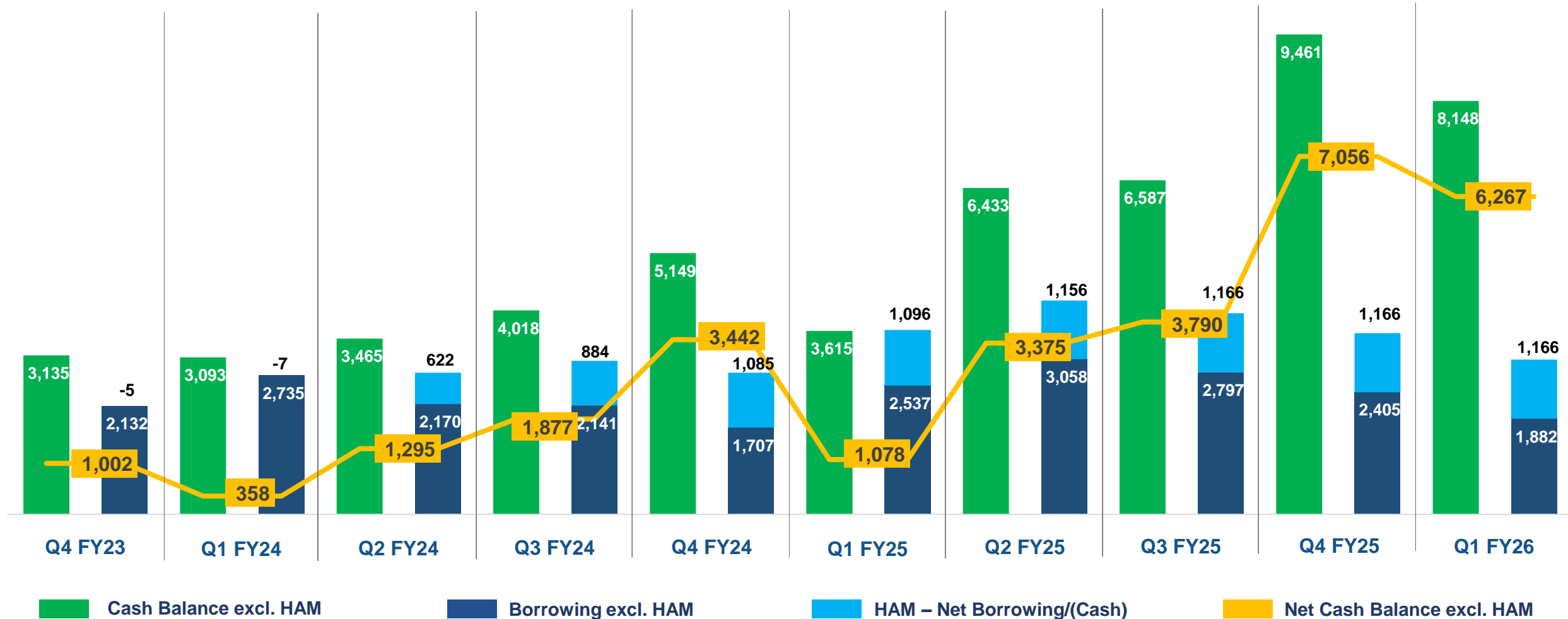
PAT : INR 658 Mn



Basic EPS : INR 10.58



10th Consecutive Quarter of Net Cash Positive



Consolidated Profit & Loss Statement

INR Mn

Particulars	Q1 FY'26	Q1 FY'25	YoY %
Revenue from Operations	7,340	6,265	17.2%
Cost of Sales	5,230	4,598	
Total Cost of Operations (TCO)	1,018	800	
Forex Loss/(Gain)	136	54	
EBITDA	956	813	17.5%
EBITDA Margin	13.0%	13.0%	
Net Interest (Income)/Cost	(49)	41	
Bank Charges	123	110	
Gain on Sale of Subsidiary & FA	-	(78)	
Depreciation & Amortization	14	19	
Tax	209	152	
Share of Profits / MI (Net)	-	(20)	
Profit After Tax	658	550	19.6%
PAT Margin	9.0%	8.8%	



Standalone Profit & Loss Statement


INR Mn

Particulars	Q1 FY'26	Q1 FY'25	YoY %
Revenue from Operations	6,402	5,459	17.3%
Cost of Sales	4,575	3,983	
Total Cost of Operations (TCO)	861	663	
Forex Loss/(Gain)	103	23	
EBITDA	863	790	9.2%
EBITDA Margin	13.5%	14.5%	
Net Interest (Income)/Cost	(68)	21	
Bank Charges	105	101	
Depreciation & Amortization	9	6	
Tax	208	157	
Profit After Tax	609	505	20.6%
PAT Margin	9.5%	9.2%	

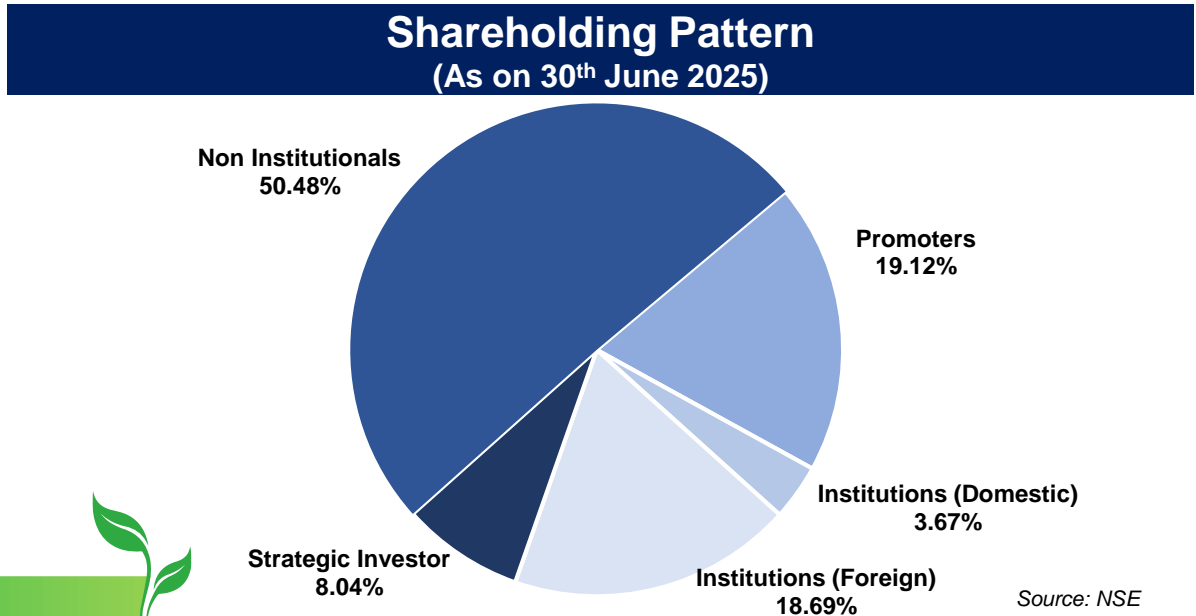


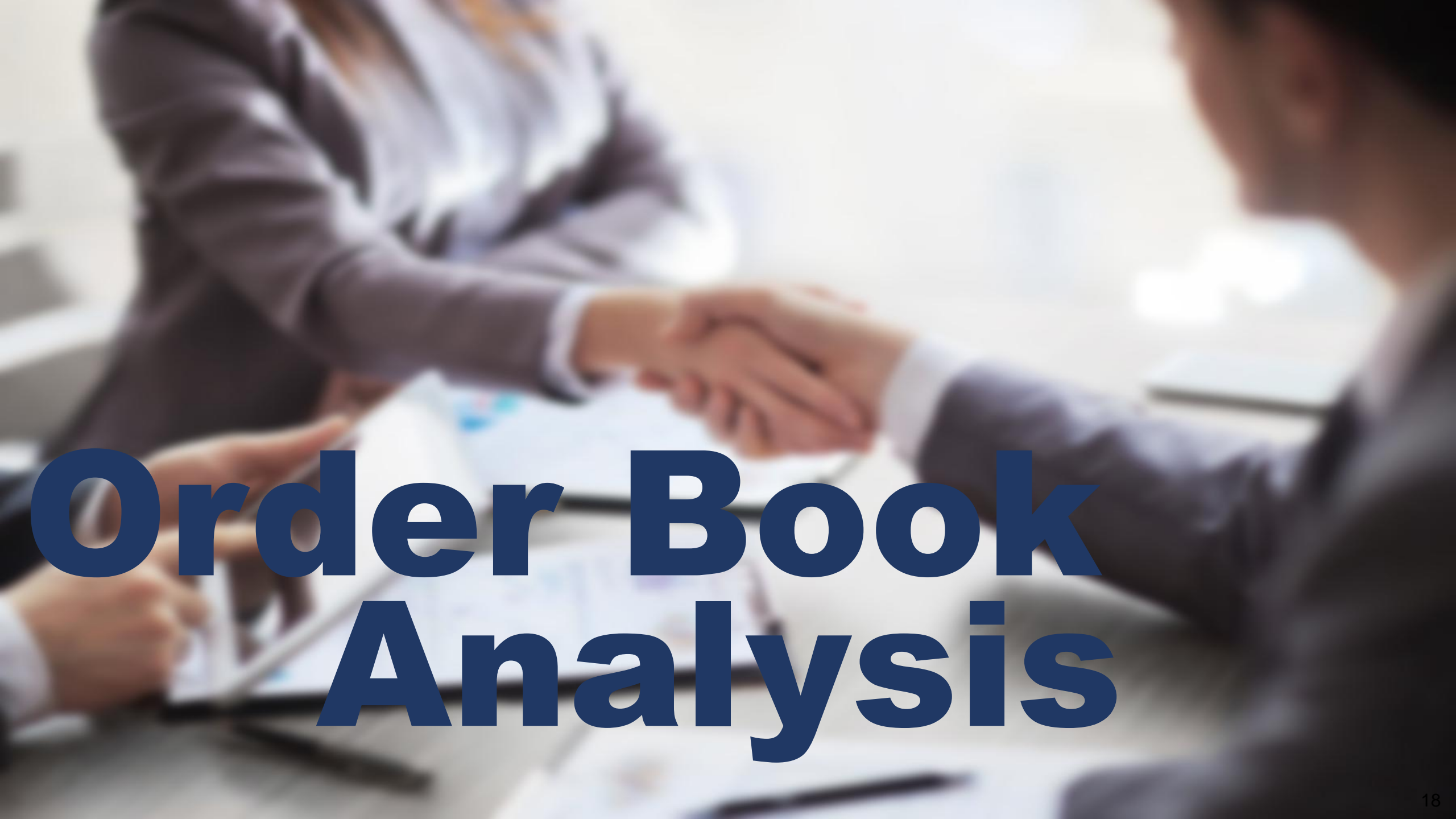
Capital Market Information

Stock Performance (FY 2025-26)



Stock Information (As on 1 st August 2025)	
Face Value (INR)	2
Closing Market Price (INR)	1,575
FY 2026 H/L (INR)	1,680 / 1,140
Equity Shares Outstanding (No.)	62,215,653
Market Capitalisation (INR Mn)	97,971



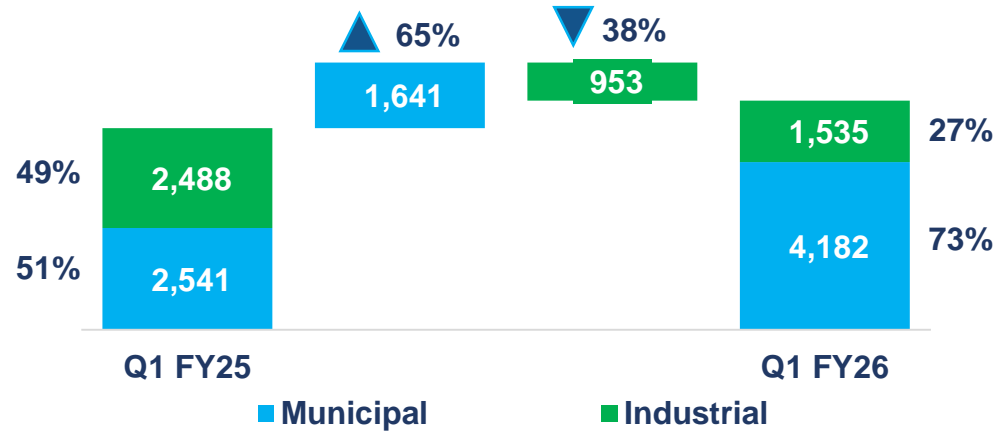


Order Book Analysis

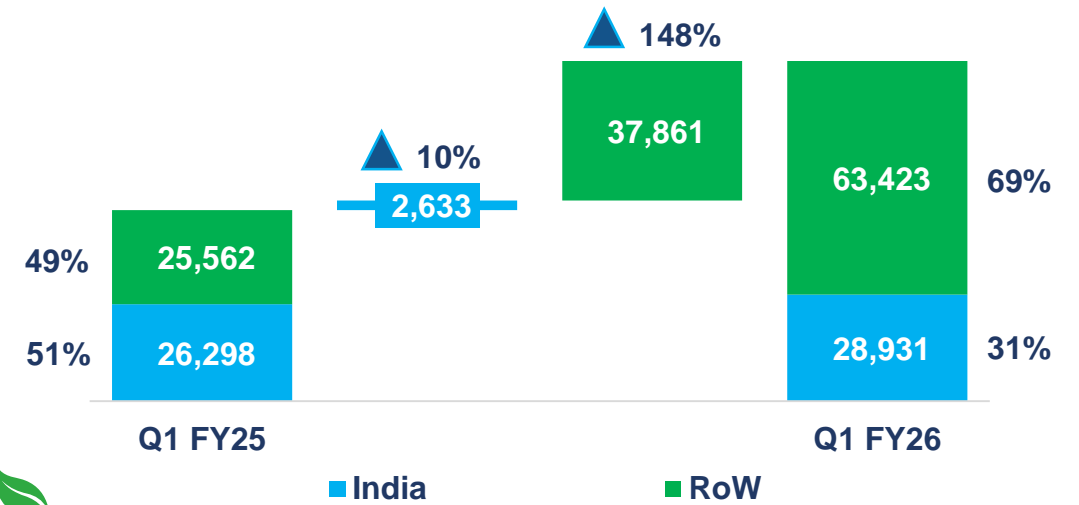
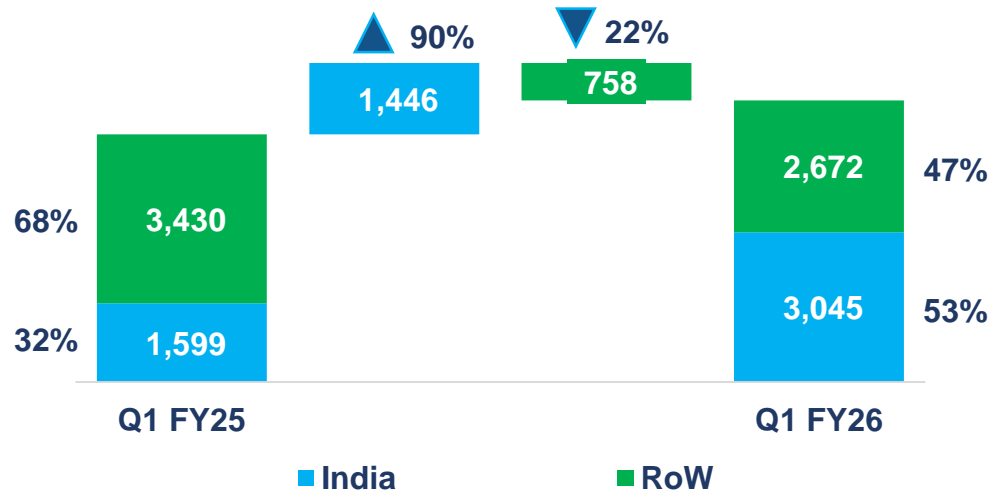
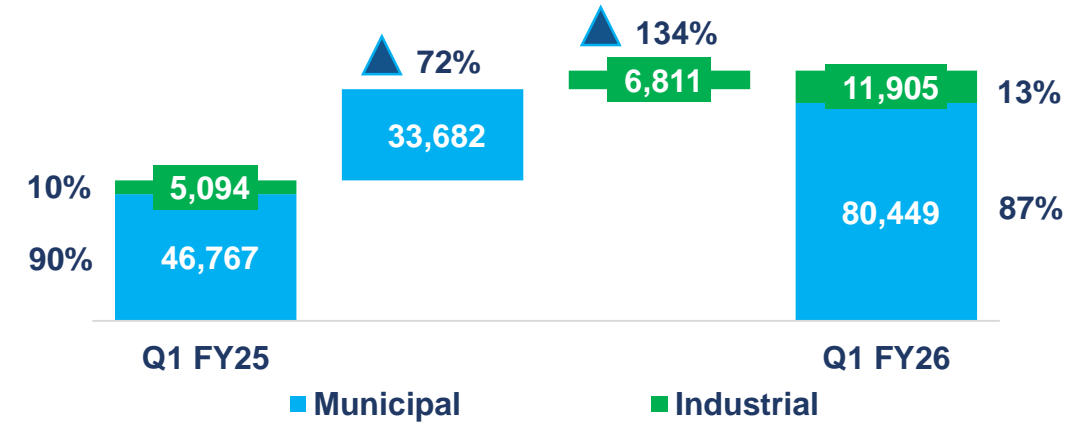
EPC Business Analysis – Q1 FY26

INR Mn

Revenue Growth (YoY) 14%



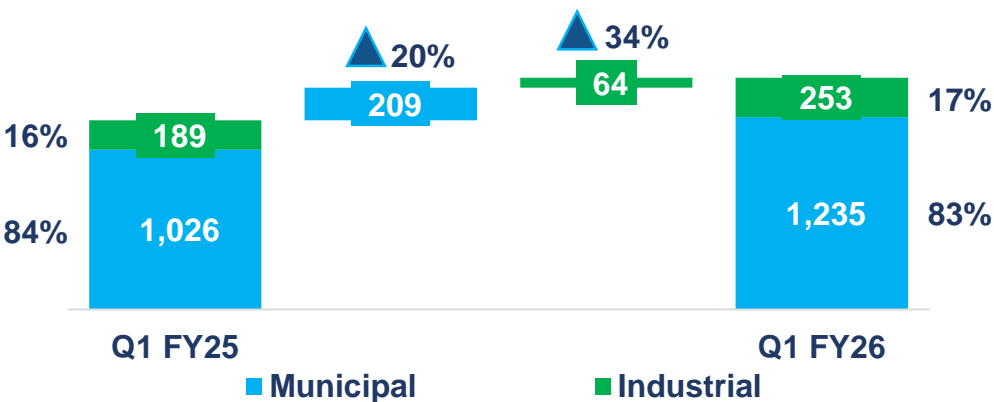
Order Backlog Growth (YoY) 78%



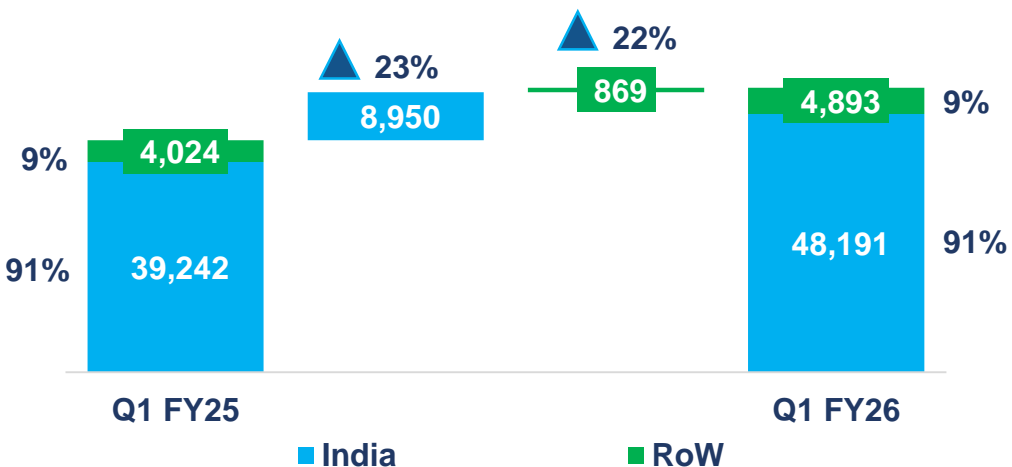
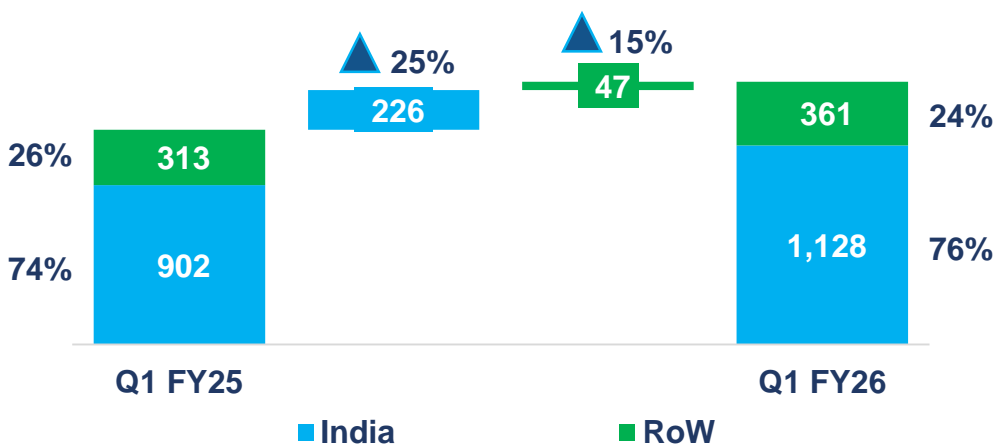
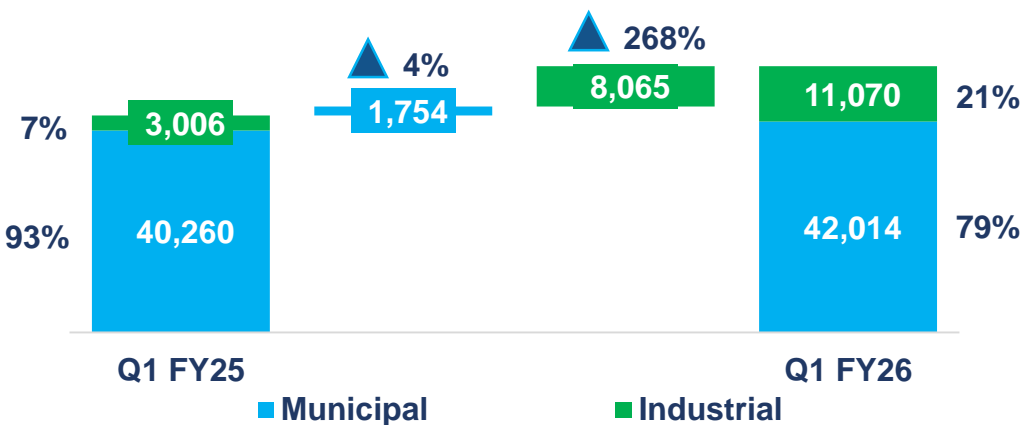
O&M Business Analysis – Q1 FY26

INR Mn

Revenue Growth (YoY) 22%



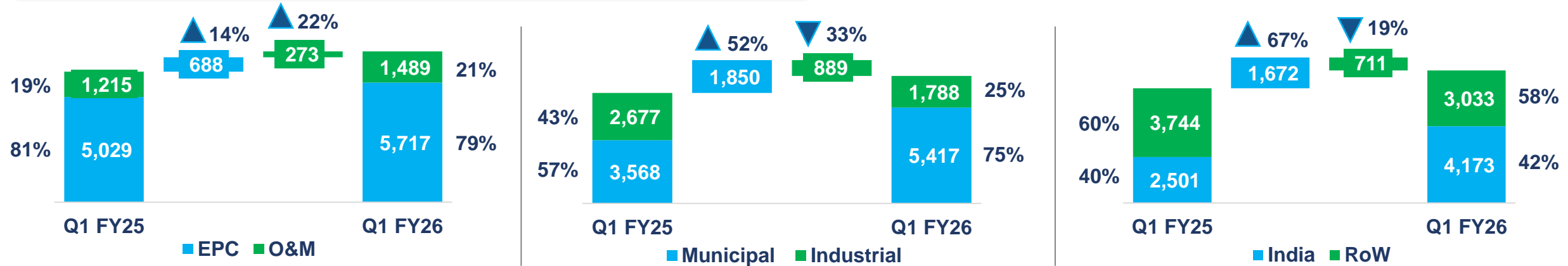
Order Backlog Growth (YoY) 23%



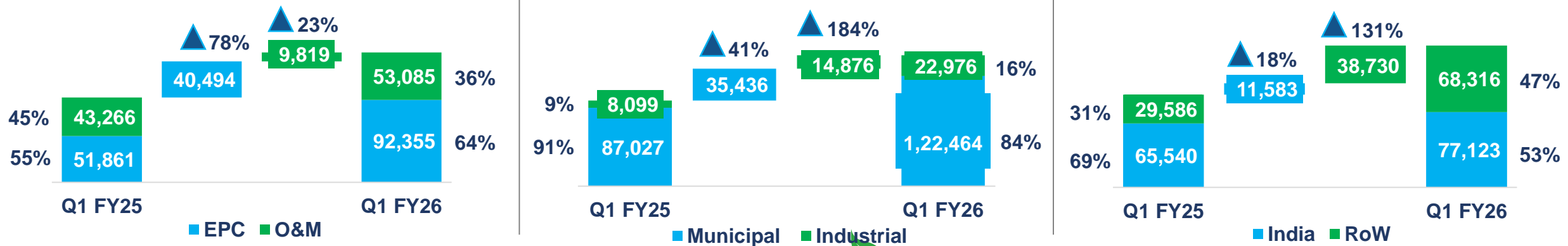
Order Book Analysis – Q1 FY26

INR Mn

Revenue Growth (YoY) 15%



Order Backlog Growth (YoY) 53%



Revenue Breakup – Q1 FY26

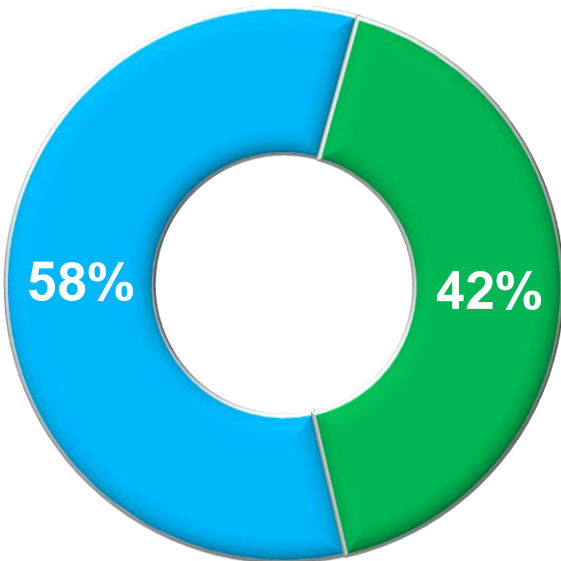
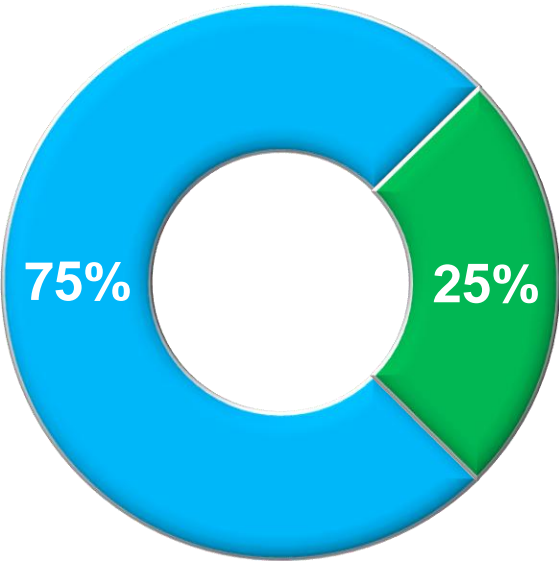
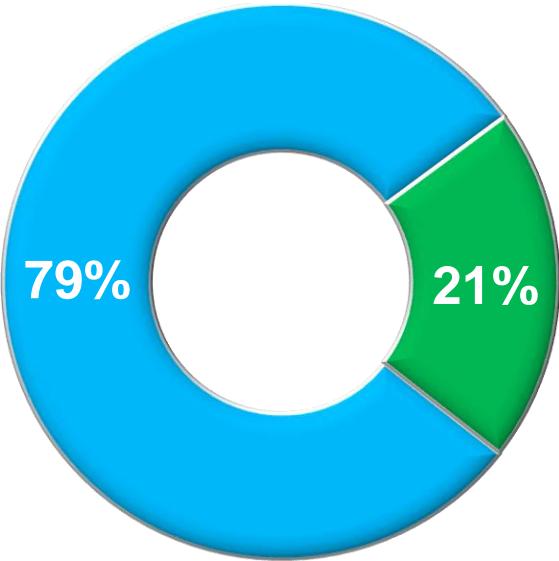
INR Mn

By Business Offering & Customer Segment

	Municipal	Industrial	Total
EPC	4,182	1,535	5,717
O&M	1,235	253	1,489
Grand Total	5,417	1,788	7,206

By Geography

	Total
India	4,173
Overseas	3,033
Grand Total	7,206

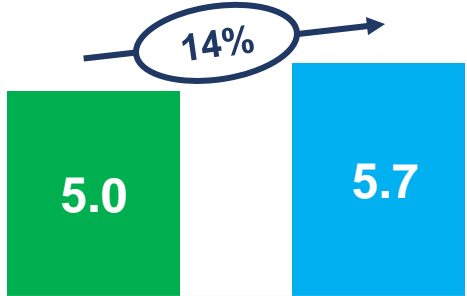


■ EPC ■ O&M

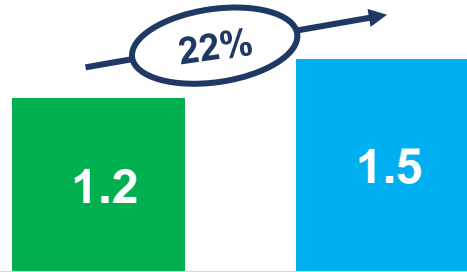
■ Municipal ■ Industrial

■ India ■ RoW

EPC (INR Bn)



O&M (INR Bn)



Order Intake Breakup – Q1 FY26

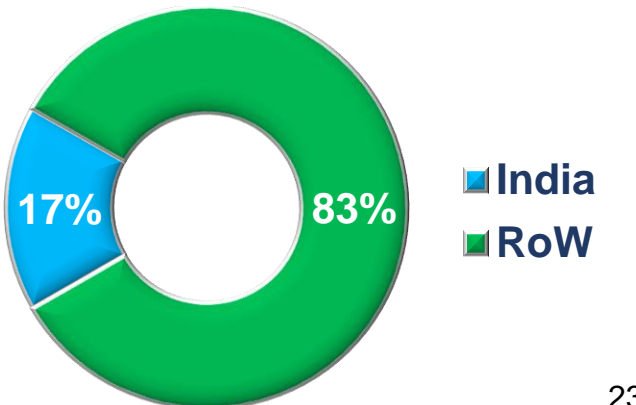
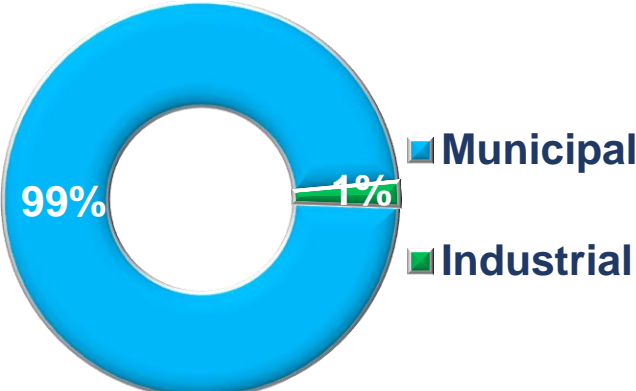
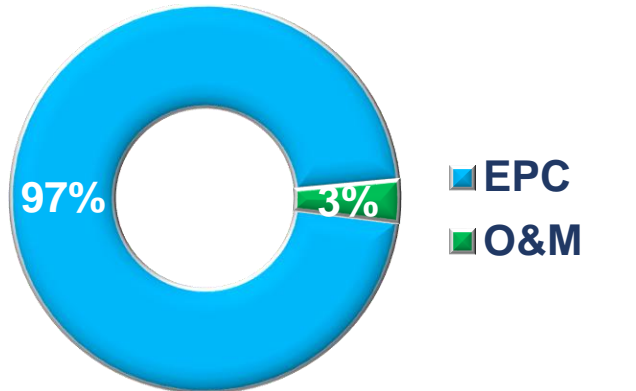
INR Mn

By Business Offering & Customer Segment

	Municipal	Industrial	Total
EPC	24,828	125	24,953
O&M	860	21	882
Grand Total	25,688	146	25,834

By Geography

	Total
India	4,274
Overseas	21,560
Grand Total	25,834



Key Orders

Key Orders	Nature	Amount
300 MLD SWA, Yanbu Al-Bahr, KSA – Desalination	EPC	20,379
BWSSB, Bengaluru – WWTP	DBO	3,804

All values are excluding taxes



Closing Backlog – Q1 FY26

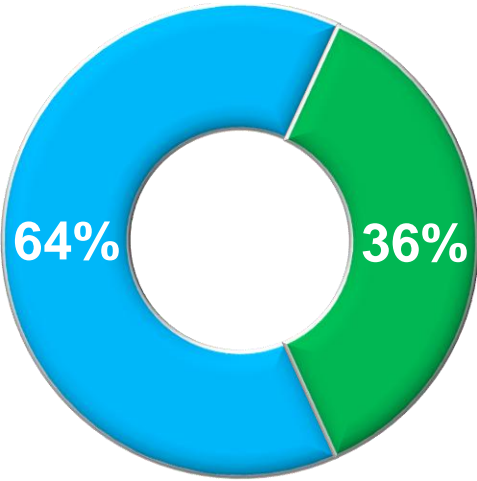
INR Mn

By Business Offering & Customer Segment

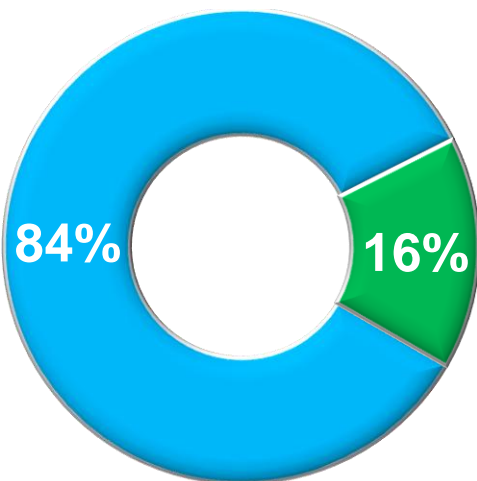
	Municipal	Industrial	Total
EPC	80,449	11,905	92,355
O&M	42,014	11,070	53,085
Framework			12,331
Grand Total	122,464	22,976	157,770

By Geography

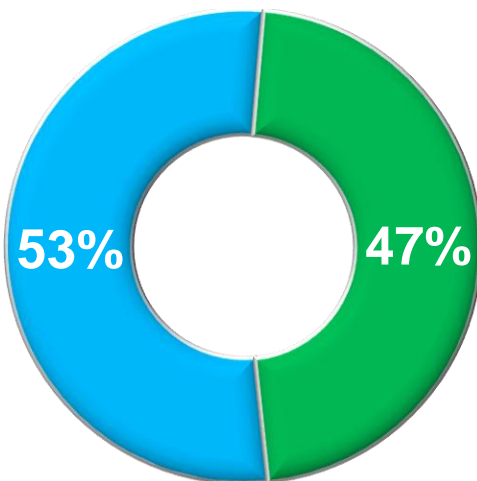
	Total
India	77,123
Overseas	68,316
Framework	12,331
Grand Total	157,770



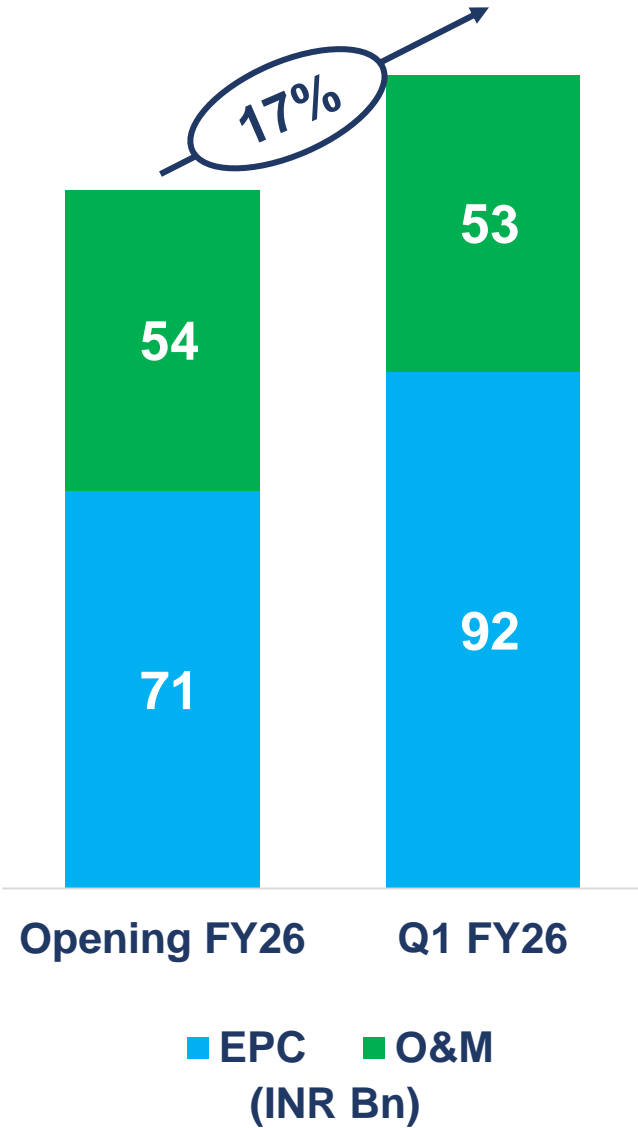
■ EPC ■ O&M



■ Municipal ■ Industrial



■ India ■ RoW

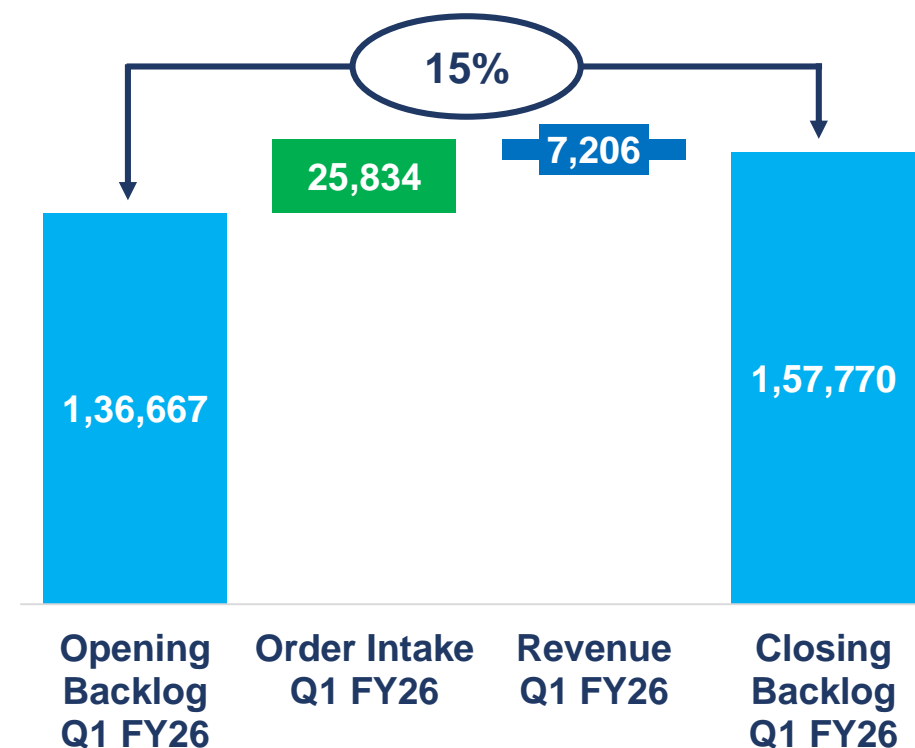


Key Projects in Order Backlog

INR Mn

Key Contracts in Order book	Amount
400 MLD Perur, Chennai – Desalination	24,140
300 MLD SWA, Yanbu Al-Bahr, KSA – Desalination	20,379
200 MLD Al Haer ESC, KSA- ISTP	13,085
100 MLD Indosol, Andhra Pradesh – Desalination	9,599
UPJN, O&M of Agra & Ghaziabad – OCOO	9,393
73 MLD Lusaka Water Supply and Sanitation Company – WWTP	8,641
200 MLD Pagla, Bangladesh – STP	5,160
BWSSB, Bengaluru – WWTP	3,804
150 MLD Digha & Kankarbagh – Network	3,800
110 MLD CMWSSB, Chennai – Desalination	3,510
GAIL Pata, Uttar Pradesh – ETP, WWTP & ZLD	3,377
270 MLD CIDCO, Maharashtra – WTP	3,154

Key Framework Contracts #	Amount
Libya STP ##	6,114
Bomba MED, Libya	6,217



All values are excluding taxes

Contracts wherein Advance Monies / LC awaited, not taken in Order Intake

Local currency LC received; EUR LC expected soon



Awards & Accolades

CSR Times Awards, 2025



WABAG conferred the CSR TIMES AWARD 2025 (GOLD) under Industry Partnership Model in Skill Development, in recognition of its contribution to Viksit Bharat 2047 through NAPS & NATS initiatives.

Most Preferred Work Place 2025-26



WABAG honoured with the 'Most Preferred Workplace 2025–26' for the Third Year in a Row by Team Marksmen, supported by India Today, Business Standard and EY.



WABAG achieved CDP “B” Rating for Climate and Water Leadership



WABAG achieved a “B” rating, significantly above the global average.

This Management-level rating reflects the company’s coordinated actions on environmental issues and highlights its leadership in environmental stewardship.

CDP Climate Category Score : “B” as of February 2025

CDP Water Category Score : “B” as of February 2025





Thank You

Company

VA Tech Wabag Ltd.
CIN - L45205TN1995PLC030231

Mr. Skandaprasad Seetharaman
Group Chief Financial Officer

investors@wabag.in | www.wabag.com

IR Advisors

Adfactors PR Pvt. Ltd.
CIN - U74140MH1997PTC110210

Ms. Savli Mangle
Vice President

savli.mangle@adfactorspr.com | www.adfactorspr.com

Annexures

Our Key Clients

Municipal



Industrial



Funding Agencies



Serving clients in....

- Municipal Water & Waste Water
- Oil & Gas
- Power plants
- Steel
- Food & Beverages
- Fertilizer
- Industrial parks



Al Madina Al Shamaliya 40 MLD Sewage Treatment Plant, Bahrain

Awarded Wastewater Project of the Year at Global Water Awards, 2019



191 MLD SWRO (Desalination) Plant, Al Gubrah, Oman

Largest desalination plant in the country of Oman



54 MLD Effluent Treatment & Recycling plant for Indian Oil Corporation Limited, Paradip, Odisha

India's largest industrial water recycling plant



110 MLD SWRO (Desalination) Plant, Nemmeli, Chennai, India

India's largest operational desalination plant till date



102 MLD Industrial Effluent Treatment Plant for PETRONAS, Malaysia

Largest industrial Effluent Treatment Plant in Southeast Asia



140 MLD Sewage Treatment Plant, Dinapur, Varanasi, India

First and largest STP to be inaugurated under 'Clean Ganga' mission



32 MLD Drinking Water Treatment Plant, Dambulla, Sri Lanka

Integrated water supply scheme with transmission, distribution and water treatment



50 MLD BWRO (Desalination), for Reliance Industries, Dahej, India

Turnkey project executed in record 8 months 24 days





110 MLD Sewage Treatment Plant, Kodungaiyur, Chennai, India

One of the most energy efficient and energy neutral STPs in the country



40 MLD Madinaty Wastewater Treatment Plant, Cairo, Egypt

Water reclamation plant for new satellite city near Cairo



Total City Water Management, Istanbul, Turkey

Managed 124 units catering to 16 Mn population in Asian & European districts of Istanbul



5 MLD Industrial Water Reclamation Plant, Ujams, Windhoek, Namibia

First plant of its kind in Namibia, treating effluents from five different production facilities



130 MLD Drinking Water Treatment Plant, Tanzania

First water project in Africa to be commissioned under EXIM India funding



14 Sarneraatal WWTP, Alpnach, Switzerland

First plant in Switzerland to be commissioned with NEREDA® technology



Industrial Effluent Treatment Plant for Phillip Morris, Otopeni, Bucharest, Romania

Treatment of effluents from tobacco production



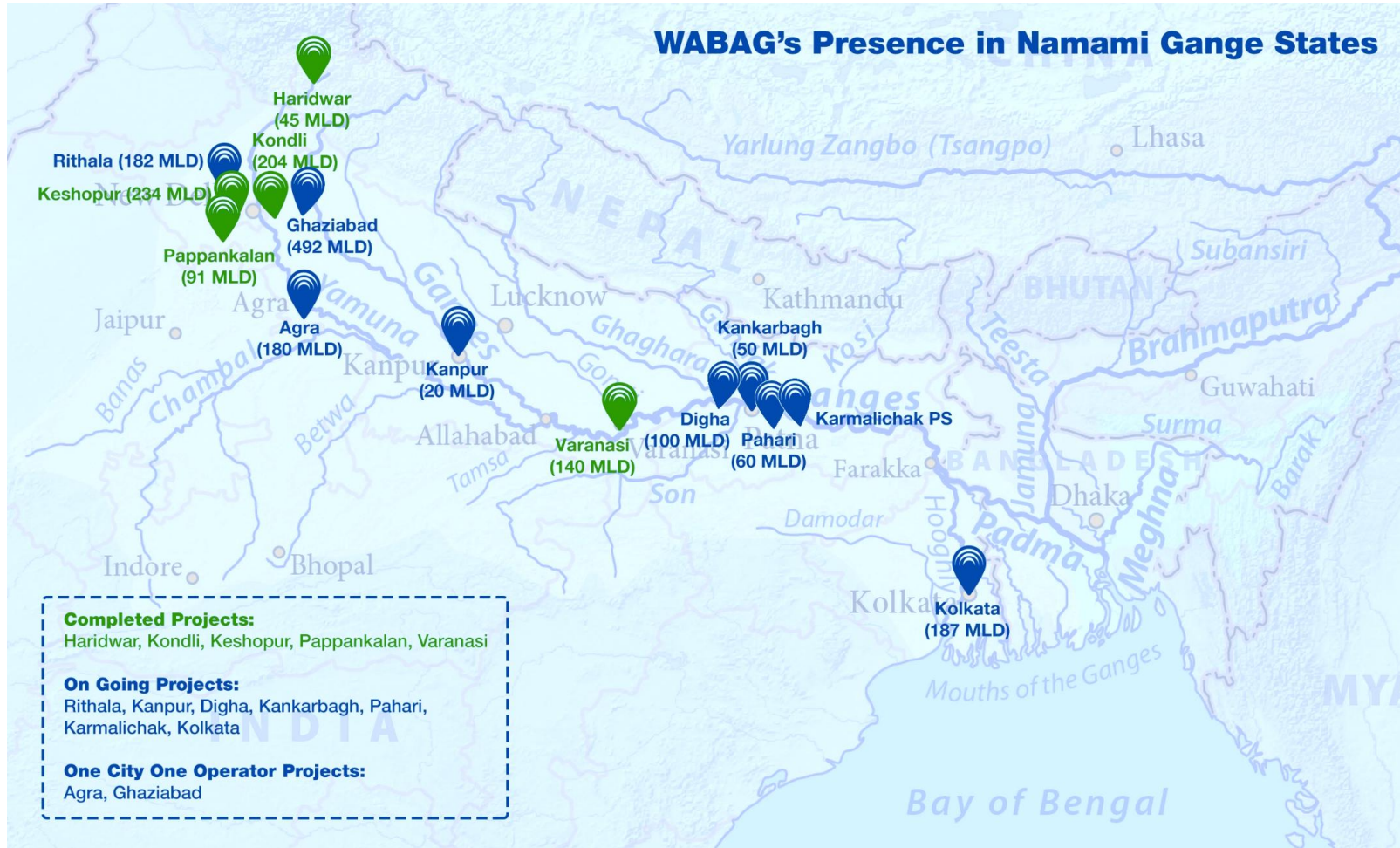
45 MLD Koyambedu TTRO Recycle Reuse Plant, Chennai, India

One of the largest and technologically most advanced water reuse plants in India ensuring Chennai's Water security



Increasing contribution in cleaning the Holy River

WABAG's Presence in Namami Gange States



Managing over
195 crore liters each day

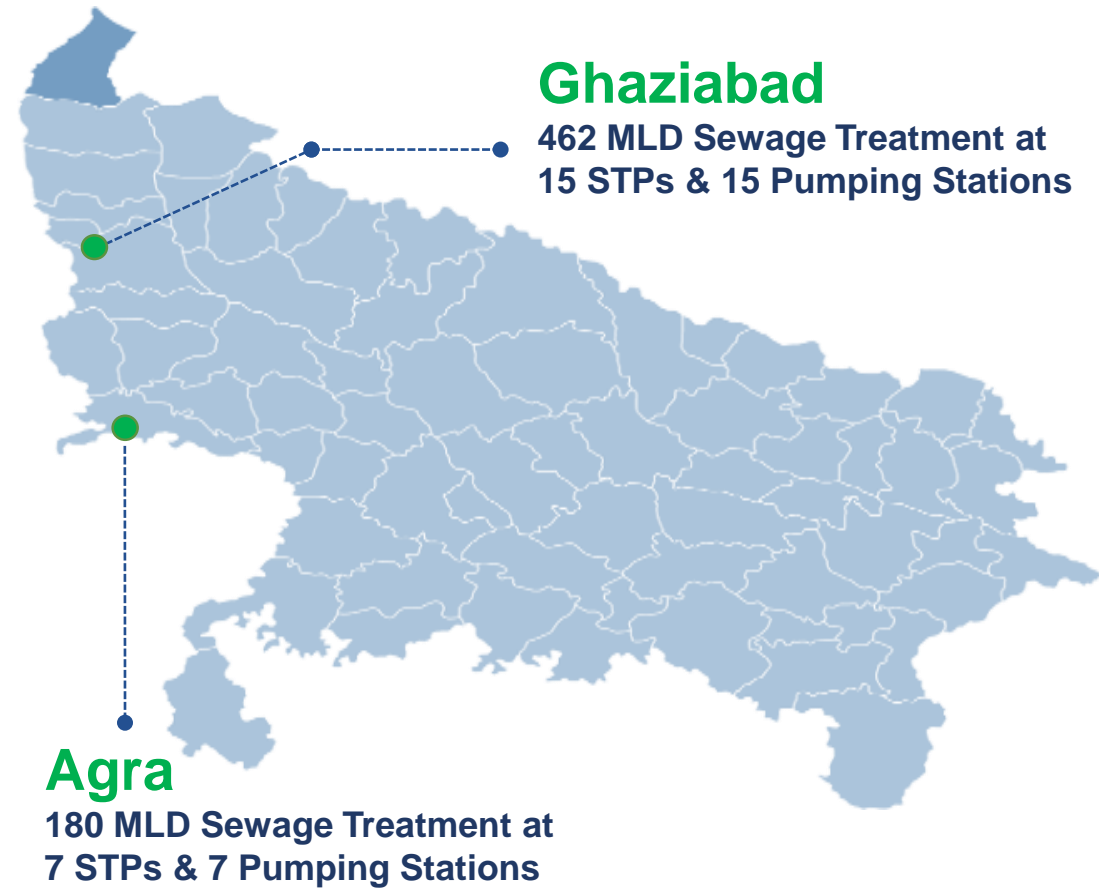
Ensuring
Aviralta & Nirmalta of River Ganga



Pioneering the 'One-City One-Operator' Model

Ensuring sustainable and healthy Environment for the citizens of Agra and Ghaziabad, India

- ✓ Resolving **SEWER NETWORK** issues promptly and ensuring customer satisfaction
- ✓ Ensuring functioning of the **PUMPING STATIONS** efficiently, round the clock
- ✓ Operating and Maintaining the **STPs for SAFE DISCHARGE** of treated sewage into River Yamuna





Thank You

Company

VA Tech Wabag Ltd.
CIN - L45205TN1995PLC030231

Mr. Skandaprasad Seetharaman
Group Chief Financial Officer

investors@wabag.in | www.wabag.com

IR Advisors

Adfactors PR Pvt. Ltd.
CIN - U74140MH1997PTC110210

Ms. Savli Mangle
Vice President

savli.mangle@adfactorspr.com | www.adfactorspr.com