



August 6, 2019

BSE Limited

Phiroze Jeejeebhoy Towers,
Dalal Street,
Mumbai - 400 001
Scrip Code: 535755

National Stock Exchange of India Limited

Exchange Plaza, 5th Floor,
Plot No. C-1, Block G, Bandra Kurla Complex,
Bandra (East), Mumbai - 400 051
Symbol: ABFRL

Sub.: Outcome of the Meeting of the Board of Directors of Aditya Birla Fashion and Retail Limited
("the Company") held on August 6, 2019

Ref.: 1. Regulation 30 (read with Schedule III - Part A), 33 and other applicable provisions of the Securities and Exchange Board of India (Listing Obligations and Disclosure Requirements) Regulations, 2015 ("SEBI Listing Regulations")
2. ISIN: INE647O01011

Dear Sir/ Madam,

In continuation to our letter dated June 28, 2019 and pursuant to the above referred, kindly note that the Board of Directors of the Company, in its meeting held today i.e. on Tuesday, August 6, 2019 ("*said meeting*"), have *inter alia* considered and approved the Unaudited Financial Results of the Company for the quarter ended June 30, 2019 ("*Unaudited Financial Results*").

The said meeting commenced at 11.30 a.m. and concluded at 1 p.m. 

Please find enclosed herewith a copy of:

- the Unaudited Financial Results alongwith the Limited Review Report thereon;
[Kindly note that pursuant to regulation 47 of the SEBI Listing Regulations extract of these results will be published in Business Standard and Navshakti newspapers on Wednesday, August 7, 2019.]
- Press Release; and
- the Investor Presentation for Q1 FY19 - 20.


The same is also available on the Company's website i.e. www.abfrl.com.

The Company had closed its Trading Window from Monday, July 1, 2019, pursuant to the SEBI (Prohibition of Insider Trading) Regulations, 2015 and the Company's Code of Conduct for insider trading, the same will open on Friday, August 9, 2019.

Thanking you.

Yours faithfully,

For **Aditya Birla Fashion and Retail Limited**


Geetika Anand

Vice President & Company Secretary



Encl.: As above

CC:

Central Depository Services (India) Limited

Marathon Futurex, A-Wing,
25th floor, NM Joshi Marg,
Lower Parel, Mumbai - 400 013

National Securities Depository Limited

Trade World, A wing, 4th Floor,
Kamala Mills Compound,
Lower Parel, Mumbai - 400 013



ADITYA BIRLA



FASHION & RETAIL

Performance Highlights Q1 FY20

Distribution Network

Distribution
Network

Market
Update

Q1
Highlights

Performance
of Key Portfolios

Way
Forward

Company
Financials

India's widest distribution network

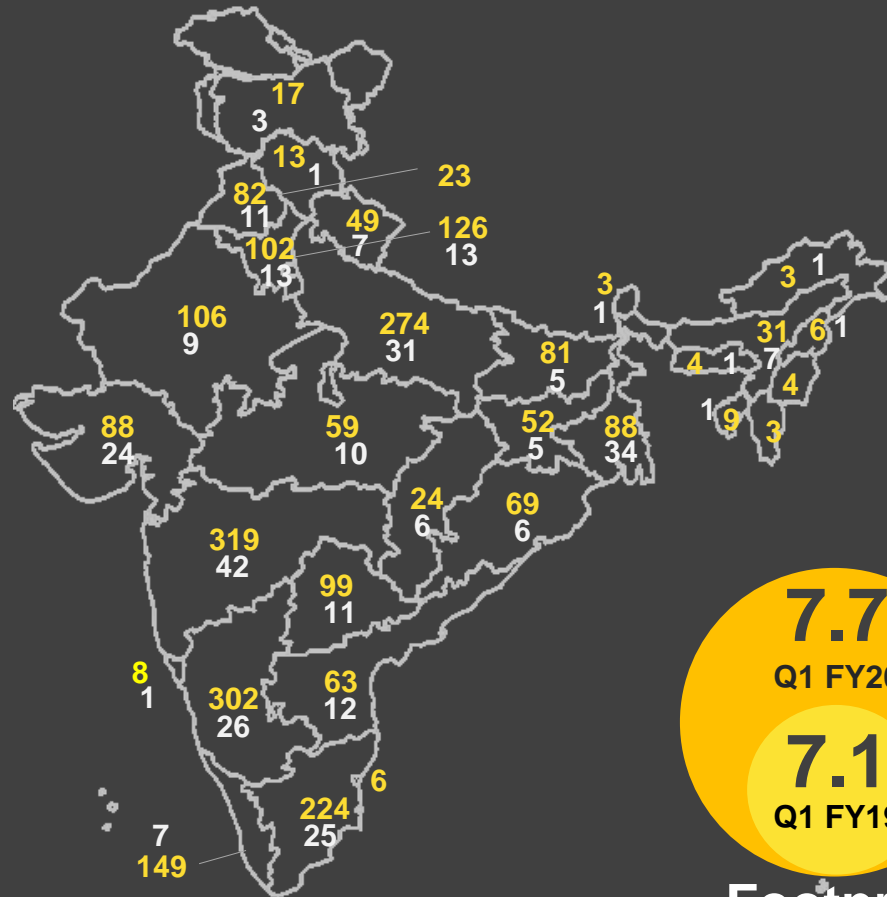
2,486 Brand Stores

314 Pantaloons Stores

~19,800 Multi-brand Outlets

5,214 SIS across Dept. stores

Available on all major
e-commerce sites



7.7
Q1 FY20

7.1
Q1 FY19

Footprint
(million sq. ft.)

Market Update

Distribution
Network

Market
Update

Q1
Highlights

Performance
of Key Portfolios

Way
Forward

Company
Financials

Market Update



Poor Consumer Sentiments

Consumer spending low; impact across product categories



New trends emerging

Growing influence of Indian design on contemporary fashion

Categories like athleisure showing encouraging outlook



E-commerce players continue growth

E-commerce quickly adapted to the policy change and have started growing well



Tier 2 – 4 towns lead consumption story

Smaller towns continue to be promising markets for organized retail



Q1 Highlights

Distribution
Network

Market
Update

Q1
Highlights

Performance
of Key Portfolios

Way
Forward

Company
Financials



8%

**Revenue
growth**

28%

**EBITDA
growth**

Q1 Highlights

Growth in tough market

Key segments reported steady growth and positive LTL

Rapid channel expansion

Aggressive retail expansion and E-commerce ramp up

Continued brand investment

Enhanced brand visibility

Product stewardship

Sustained improvement in product offerings & assortment

Foray into new growth areas

Acquired stakes in two ethnic ventures to establish strong presence in a large & growing space

ABFRL | Q1 Highlights

<i>In Rs. Cr.</i>	Q1 FY19	Q1 FY20 (Comp.)	Growth	Q1 FY20 (Ind AS Adj.)
Revenue	1914	2065	8%	2065
EBITDA	122	156	28%	332
EBITDA Margin	6.4%	7.6%		16.1%
EBIT	50	97	93%	129
PAT	6	39		22

Consistent improvement in EBITDA margins

Key segments | Q1 Highlights

In Rs. Cr.	NSV			EBITDA			EBITDA %	
	Q1 FY19	Q1 FY20	Growth	Q1 FY19	Q1 FY20 (Comp.)	Growth (Comp.)	Q1 FY19	Q1 FY20 (Comp.)
Madura								
Lifestyle Brands	945	1006	6%	77	94	22%	8.2%	9.4%
Fast Fashion	88	80	-10%	(6)	(9)		-6.3%	-11.3%
Other Businesses	71	125	76%	(25)	(22)		-35.2%	-17.5%
Madura Segment	1104	1210	10%	47	64	36%	4.2%	5.3%
Pantaloon Segment	813	890	9.5%	78	87	11%	9.6%	9.8%
Elimination	(3)	(34)		(2)	6			
Total	1914	2065	8%	122	156	28%	6.4%	7.6%

Profitability improvement across segments

Performance of Key Portfolios

Distribution
Network


Market
Update

Q1
Highlights

Performance
of Key Portfolios

Way
Forward

Company
Financials



Lifestyle Brands

Steady growth despite tough market conditions



Pantaloons

Improved merchandize driving higher sales & profitability



Fast Fashion

Running a calibrated business model



Other Businesses

Innerwear and Global brands driving rapid growth



Performance of Key Portfolios

LOUIS PHILIPPE

VAN HEUSEN
POWER DRESSING

PETER ENGLAND

Allen Solly™

Lifestyle




Lifestyle Brands Steady growth


LOUIS PHILIPPE

 VAN HEUSEN
POWER DRESSING

 PETER ENGLAND

 Allen Solly™

Retail Network

Area
(,000 sq.ft.)

2414

2628

Q1 FY19

Q1 FY20

Stores

1838

2057

- Sales up 6%; EBITDA grew by 22%
- Retail LTL @ 3.2% in a tough market
- Ecommerce continues to post aggressive growth (42%)

- 48% growth in women's wear
- Added more than 100 stores in Q1
- PE format for small town crossed 100th store milestone in less than a year

Q1

Channel-wise Revenue (in Rs. Cr.)

	Q1 FY19	Q1 FY20
Wholesale	356	349
Retail	410	450
Others	179	207

Loyalty Base (Lakh)



52%

of revenues from
loyal customers

Performance of Key Portfolios

pantaløns

A photograph of two young women laughing joyfully outdoors. The woman on the left is wearing a light pink, short-sleeved, wrap-style top with a delicate floral pattern and a matching tie at the waist. Her dark hair is blowing in the wind. The woman on the right is wearing a vibrant red dress with a white floral pattern and a black belt with large silver buckles. She has her hand on the first woman's shoulder. They are standing in front of a building with green ivy.

pantaløns

Strong Performance

Retail Network

Area (,000 sq.ft.)	3801	4066
-----------------------	------	------

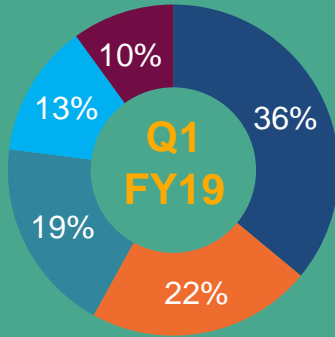
	Q1 FY19	Q1 FY20
--	---------	---------

Stores	282	314
--------	-----	-----

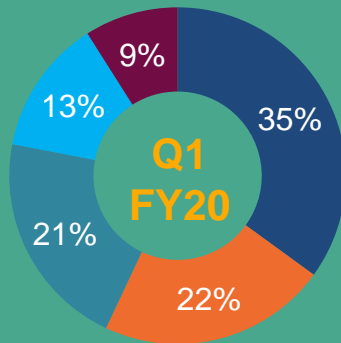
- Sales growth of 9.5%, LTL of +4.1%
- Continued focus on product improvement yielding higher full price sales
- Strong brand investments towards building a young and contemporary imagery
- Share of private label brands grew from 62% to 64%
- 9.8% EBITDA margin despite 34% higher marketing investments YoY



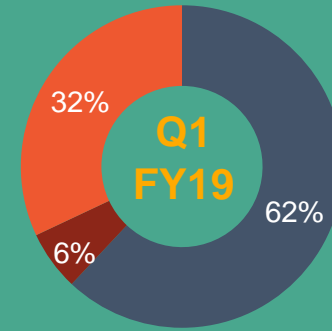
Category Mix



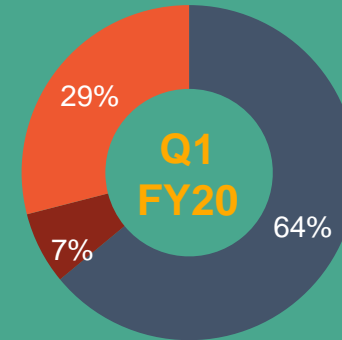
- Men
- Women's Western
- Women's Ethnic
- Kids
- Non Apps



Ownership Mix

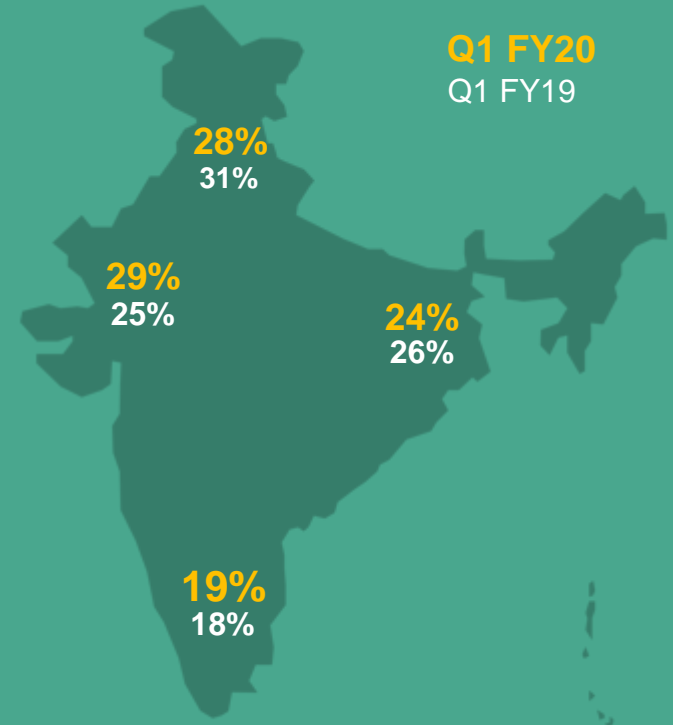


- Own Brands
- MFL
- Others



Regional Mix

Loyalty Base (Lakh)



^Madhya Pradesh, comprising of 3% of total sales reclassified from North to West in FY20

performance
of key
portfolios



People
FASHION & ACCESSORIES

TED BAKER
LONDON

FOREVER 21

POLO
RALPH LAUREN

THE COLLECTIVE

HACKETT
LONDON

AMERICAN EAGLE
OUTFITTERS

Fast Fashion

& Others

Fast Fashion Calibration continues

FOREVER 21

People
FASHION & ACCESSORIES

Operational Improvements

- Downsizing of PEOPLE network underway
- Forever 21
 - Business transformation on track
 - E-Commerce performance noteworthy



Other Businesses

Aggressive Growth

Innerwear

Fastest growing premium innerwear brand – grew 67% YoY

Strong consumer acceptance in recently launched women's innerwear

Global Brands

Global brands recorded robust growth supported by all round performance across The Collective and mono brands

Way Forward

Distribution
Network

Market
Update

Q1
Highlights

Performance
of Key Portfolios

Way
Forward

Financials



Lifestyle Brands

Continued brand investment

500 stores to be added
this year



Pantaloons

Product value & freshness
enhancement &
contemporizing brand
imagery



Fast Fashion

Consistently refine
business model



Other Businesses

Driving rapid scale-up

Build future growth platform
through portfolio expansion



Way Forward

Strategic Update

SHANTANU & NIKHIL

JAYPORE

Ethnic Business

Ethnic wear forms ~25% of the overall apparel market of which women's ethnic wear is more than 80%

Organized ethnic wear is one of the fastest growing segments





Acquisition of JAYPORE

Indian craft based apparel and lifestyle brand

- Foray into women's ethnic
- Plan to
 - Leverage strong online equity
 - Rapidly build offline distribution
 - Drive expansion across categories to build scale

Collaboration with SHANTANU & NIKHIL

Couture and Pret brands

- Acquired 51% stake in the business
- Plan to
 - grow the couture brand “Shantanu & Nikhil”
 - launch new brand – Pret line for wider expansion



Financials

Distribution
Network

Market
Update

Q1
Highlights

Performance
of Key Portfolios

Way
Forward

Financials

Financials

<i>In Rs. Cr.</i>	Q1 FY19	Q1 FY20
Revenue from Operations	1,914	2,065
Other Income	8	18
Total Income	1,922	2,083
EXPENSES		
Cost of Materials Consumed	144	183
Purchases of Stock-in-Trade	880	707
Changes in Inventories	(103)	59
Employee Benefits Expense	218	260
Finance Costs	44	94
Depreciation & Amortisation	72	202
Rent Expense	265	122
Other Expenses	396	421
Total Expenses	1,916	2,048
Profit before Tax	6	35
Tax Expenses	-	14
Net Profit after Tax	6	22
Other Comprehensive Income	3	(5)
Total Comprehensive Income	9	16

Disclaimer

Certain statements made in this presentation may not be based on historical information or facts and may be “forward looking statements” including, but not limited to, those relating to general business plans & strategy of Aditya Birla Fashion and Retail Limited (“ABFRL”), its future outlook & growth prospects, future developments in its businesses, its competitive & regulatory environment and management's current views & assumptions which may not remain constant due to risks and uncertainties. Actual results may differ materially from these forward-looking statements due to a number of factors, including future changes or developments in ABFRL's business, its competitive environment, its ability to implement its strategies and initiatives and respond to technological changes and political, economic, regulatory and social conditions in the countries in which ABFRL conducts business. Important factors that could make a difference to ABFRL's operations include global and Indian demand supply conditions, finished goods prices, feed stock availability and prices, cyclical demand and pricing in ABFRL's principal markets, changes in Government regulations, tax regimes, competitors actions, economic developments within India and the countries within which ABFRL conducts business and other factors such as litigation and labour negotiations.

This presentation does not constitute a prospectus, offering circular or offering memorandum or an offer to acquire any shares and should not be considered as a recommendation that any investor should subscribe for or purchase any of ABFRL's shares. Neither this presentation nor any other documentation or information (or any part thereof) delivered or supplied under or in relation to the shares shall be deemed to constitute an offer of or an invitation by or on behalf of ABFRL.

ABFRL, as such, makes no representation or warranty, express or implied, as to, and does not accept any responsibility or liability with respect to, the fairness, accuracy, completeness or correctness of any information or opinions contained herein. The information contained in this presentation, unless otherwise specified is only current as of the date of this presentation. ABFRL assumes no responsibility to publicly amend, modify or revise any forward looking statements on the basis of any subsequent developments, information or events or otherwise. Unless otherwise stated in this document, the information contained herein is based on management information and estimates. The information contained herein is subject to change without notice and past performance is not indicative of future results. ABFRL may alter, modify or otherwise change in any manner the content of this presentation, without obligation to notify any person of such revision or changes. This presentation may not be copied and disseminated in any manner.

INFORMATION PRESENTED HERE IS NOT AN OFFER FOR SALE OF ANY EQUITY SHARES OR ANY OTHER SECURITY OF ABFRL

This presentation is not for publication or distribution, directly or indirectly, in or into the United States, Canada or Japan. These materials are not an offer of securities for sale in or into the United States, Canada or Japan.

Aditya Birla Fashion and Retail Limited / CIN L18101MH2007PLC233901

Regd. & Corporate Office 701-704, 7th Floor, Skyline Icon Business Park, 86-92, Off A.K. Road, Marol Village, Andheri (East), Mumbai-59

Website www.abfrl.com **Email** invrelations.abfrl@adityabirla.com