

30th July 2025

BSE Limited

Phiroze Jeejeebhoy Towers

Dalal Street,

Mumbai – 400001

Scrip Code: 544137

National Stock Exchange of India Limited

Exchange Plaza, C-1, Block G

Bandra-Kurla Complex, Bandra(E)

Mumbai -400051

Symbol: INDUSINVIT

Subject: Investor Presentation on the Quarterly Financial Results of Indus Infra Trust *formerly* Bharat Highways InvIT (“Trust”) for quarter ended 30th June 2025

Dear Ma’am / Sir,

Please find enclosed herewith copy of Investor Presentation on the Unaudited Consolidated and Standalone Financial Results of the Trust for the quarter ended 30th June 2025. The presentation is also being uploaded on the website of the Trust at:

<https://indusinvit.com/investor-information.html>.

You are requested to take the same on your record.

Thanking you,

Yours sincerely,

**For Indus Infra Trust *formerly* Bharat Highways InvIT
Acting through its Investment Manager
GR Highways Investment Manager Private Limited**

**Mohnish Dutta
Company Secretary & Compliance Officer
M. No. FCS 10411**

**CC:
IDBI Trusteeship Services limited
Ground Floor, Universal Insurance Building
Sir P.M. Road, Fort, Mumbai, Maharashtra – 400001**



Investor Presentation

Q1 FY26

Disclaimer

- This presentation is issued by GR Highways Investment Manager Private Limited (the “Investment Manager”) on behalf of Indus Infra Trust erstwhile Bharat Highways InvIT (“the Trust”) for general information purposes only, without regard to specific objectives, suitability, financial situations and needs of any particular person. This presentation does not constitute or form part of any offer or invitation or inducement to sell or issue, or any solicitation of any offer to purchase or subscribe for, any securities of the Investment Manager, the Trust or its Project SPVs, nor shall it or any part of it or the fact of its distribution form the basis of, or be relied on in connection with, any contract or commitment therefor. No person is authorized to give any information or to make any representation not contained in or inconsistent with this presentation and if given or made, such information or representation must not be relied upon as having been authorized by any person.
- Unless otherwise stated in this presentation, the information contained herein is based on management information and estimates. The information contained in this presentation is only current as of its date, unless specified otherwise, and has not been independently verified. Please note that, you will not be updated in the event the information in the presentation becomes stale. This presentation comprises information given in summary form and does not purport to be complete and it cannot be guaranteed that such information is true and accurate. You must make your own assessment of the relevance, accuracy and adequacy of the information contained in this presentation and must make such independent investigation as you may consider necessary or appropriate for such purpose. Moreover, no express or implied representation or warranty is made as to, and no reliance should be placed on, the accuracy, fairness or completeness of the information presented or contained in this presentation. Further, past performance is not necessarily indicative of future results. Any opinions expressed in this presentation or the contents of this presentation are subject to change without notice.
- None of the Indus Infra Trust or the Sponsor / Sponsor Group Entities or the Investment Manager or the IDBI Trusteeship Services Limited or any of their respective affiliates, advisers or representatives accept any liability whatsoever for any loss howsoever arising from any information presented or contained in this presentation. Furthermore, no person is authorized to give any information or make any representation which is not contained in, or is inconsistent with, this presentation. Any such extraneous or inconsistent information or representation, if given or made, should not be relied upon as having been authorized by or on behalf of the Indus Infra Trust or the Sponsor / Sponsor Group Entities.
- This presentation is not intended for distribution or publication in the United States (including its territories and possessions, any state of the United States and the District of Columbia). Neither this document nor any part or copy of it may be distributed, directly or indirectly, in the United States. The distribution of this document in certain jurisdictions may be restricted by law and persons into whose possession this presentation comes should inform themselves about and observe any such restrictions. By reviewing this presentation, you agree to be bound by the foregoing limitations. You further represent and agree that you are located outside the United States, and you are permitted under the laws of your jurisdiction to receive this presentation.

Disclaimer

- This presentation may not be copied or disseminated, in whole or in part, and in any manner or for any purpose. No person is authorized to give any information or to make any representation not contained in or inconsistent with this presentation and if given or made, such information or representation must not be relied upon as having been authorized by any person. Failure to comply with this restriction may constitute a violation of applicable laws.
- This presentation may include statements which may constitute forward-looking statements. All statements that address expectations or projections about the future, including, but not limited to, statements about the strategy for growth, business development, market position, expenditures, and financial results, are forward looking statements. Forward looking statements are based on certain assumptions and expectations of future events. This presentation should not be relied upon as a recommendation or forecast by the Investment Manager. Please note that the past performance of the Trust, its subsidiaries, its joint ventures and its associates, as applicable, is not, and should not be considered as, indicative of future results. The Investment Manager cannot guarantee that these assumptions and expectations are accurate or will be realised. The actual results, performance or achievements, could thus differ materially from those projected in any such forward-looking statements. The Investment Manager does not undertake to revise any forward-looking statement that may be made from time to time by or on behalf of the Trust. Given these risks, uncertainties and other factors, viewers of this presentation are cautioned not to place undue reliance on these forward-looking statements.

Index

Financial Highlights

5

Distribution

8

Debt profile & Unitholding Pattern

10

Asset Portfolio

13

Overview of Indus Infra Trust

16

Board and its Committees

22



FINANCIAL HIGHLIGHTS

Standalone Financial Highlights

Rs. in Million

Particulars	QY ended		
	30.06.2025	31.03.2025	30.06.2024
Total Income	1,984.29	3,781.18	2,756.70
Total Expenses	640.44	2,199.88	53.67
EBITDA	1,343.85*	1,581.30*	2,703.03
Finance Cost	375.34	353.98	188.27
Profit before tax	968.51	1,227.32	2,514.76
Tax Expense	18.68	17.50	7.82
Net profit	949.83	1,209.82	2,506.94

* Considering impairment of investments–Rs. 585.66 mn (Q1 FY 26) and Rs. 2,093.17 mn (Q4 FY 25)

Consolidated Financial Highlights

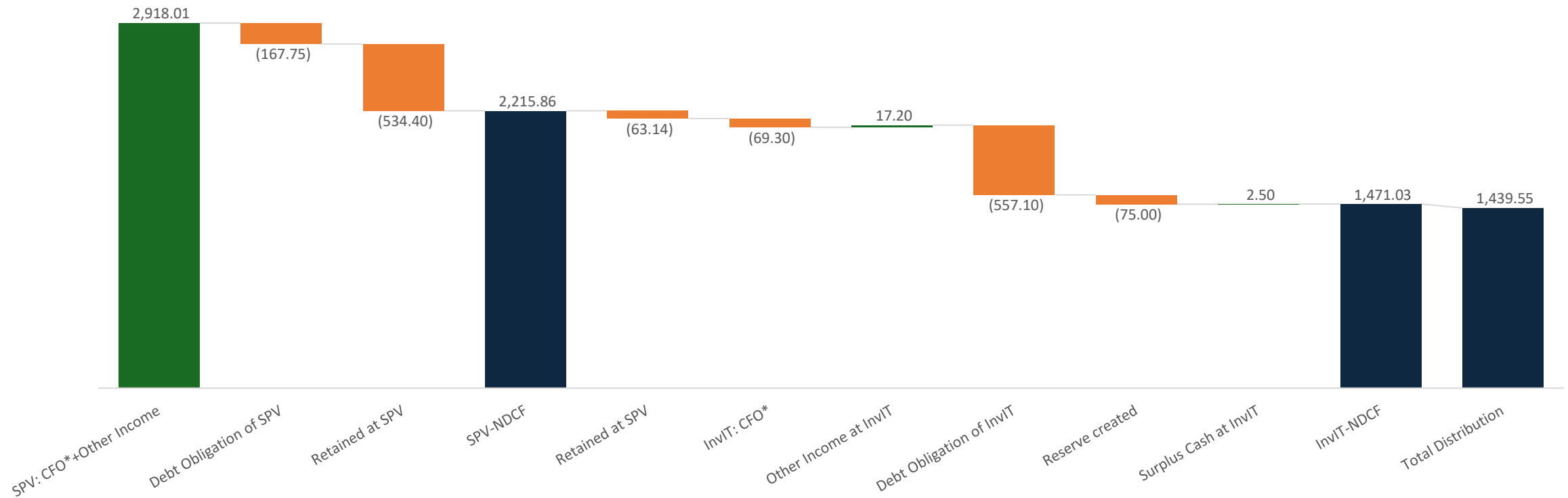
Rs. In Million

Particulars	QY ended		
	30.06.2025	31.03.2025	30.06.2024
Total Income	2,044.88	2,685.86	1,914.38
Total Expenses	370.60	782.11	473.05
EBITDA	1,674.28	1,903.75	1,441.33
Finance Cost	419.72	357.44	281.86
Profit before tax	1,254.56	1,546.31	1,159.47
Tax Expense	49.09	72.03	48.69
Net profit	1,205.47	1,474.28	1,110.78

DISTRIBUTION

InvIT NDCF Calculation

Rs. In Million



DPU: Rs. 3.25/- per unit

- Interest: Rs. 2.78/- per unit, Dividend: Rs. 0.04/- per unit, Return of Capital Rs. 0.43/- per unit

**cash flow from operations*

DEBT PROFILE AND UNITHOLDING PATTERN

Debt Profile

Credit Rating

CRISIL
Ratings

AAA/Stable

CareEdge **
RATINGS

AAA/Stable

India Ratings
& Research
A Fitch Group Company

AAA/Stable

Debt Profile

As on 30th June 2025

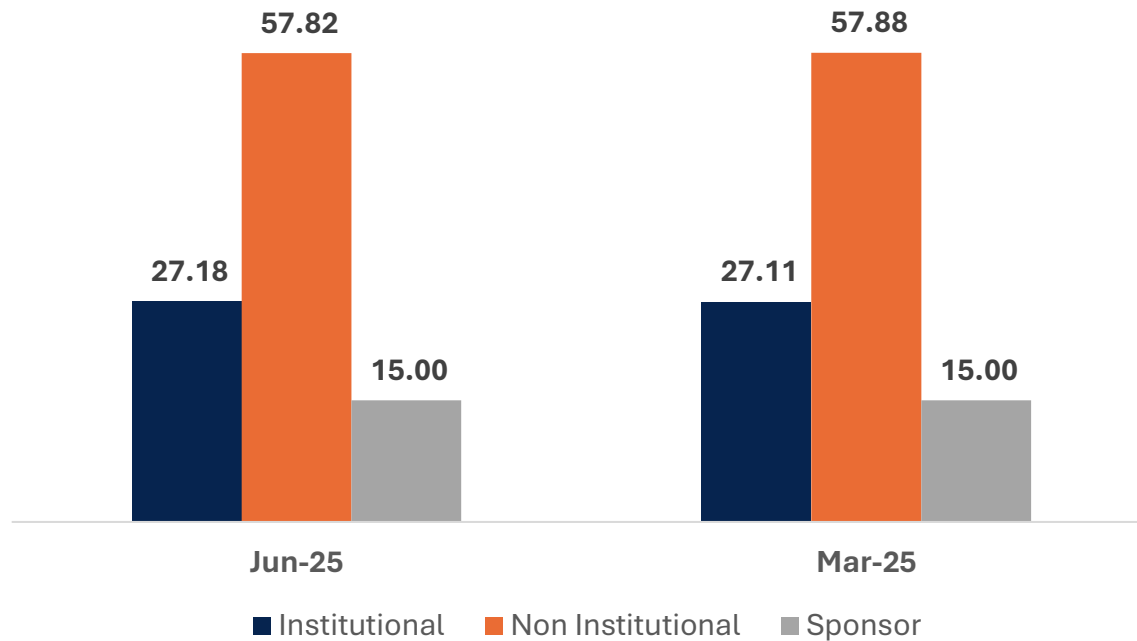
Rs. in Million

Particulars	Standalone	Consolidated
External Debt	21,137.51	21,137.51

External debt in GR Galgalia Bahadurganj Highway Private Limited was refinanced during the Quarter

Unitholding Pattern

Category wise distribution (%age)



Top Five Public Unitholders	Unitholding %
G R Infraprojects Limited	43.56%
HDFC Mutual Fund	3.98%
Kotak Mutual Fund	3.87%
ICICI Mutual Fund	2.71%
DSP Mutual Fund	2.60%
Total	56.72%

ASSET PORTFOLIO

Assets Portfolio

GR Phagwara Expressway Ltd. (5)

State: Punjab
Type/ Design length: 4 lane/ 80.82 kms
Pavement Details – 11.26 kms Rigid & 69.56 kms Flexible

GR Dwarka Devariya Highway Pvt. Ltd. (2)

State: Gujarat
Type/ Design length: 4 lane/ 71.89 kms
Pavement Details – Rigid

Porbandar Dwarka Expressway Pvt. Ltd (1)

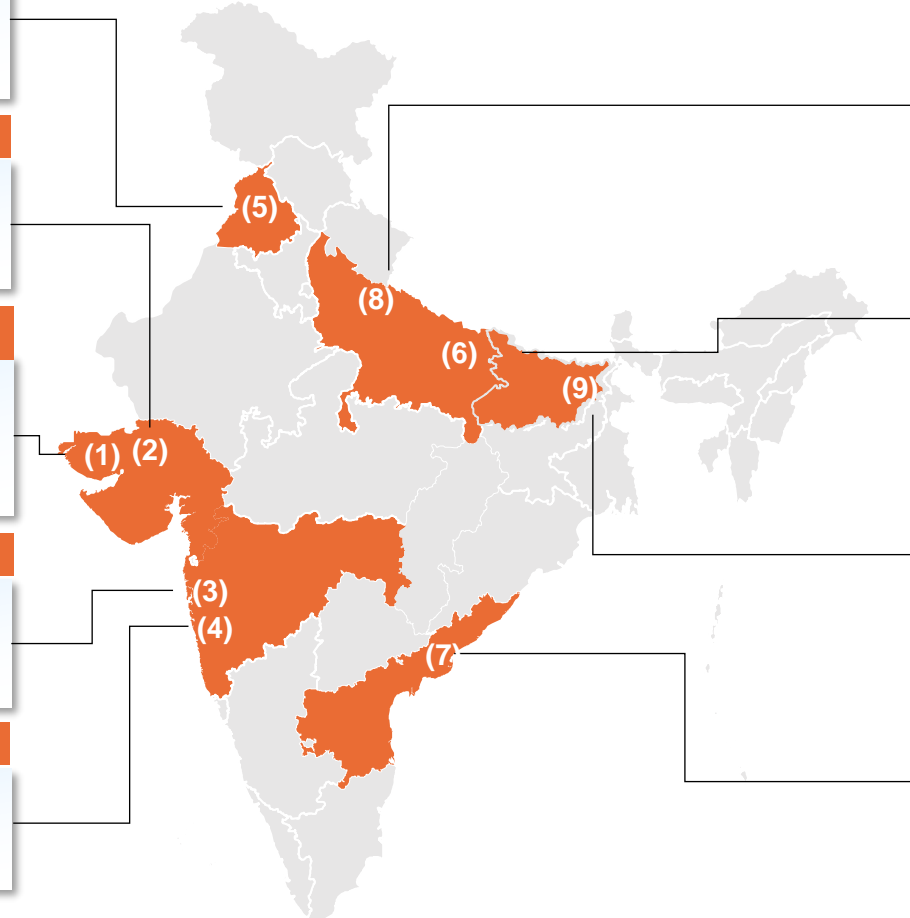
State: Gujarat
Type/ Design length: 4 lane/ 117.75 kms
Pavement Details – 114.75 kms Rigid & 3.00 kms Flexible

GR Akkalkot Solapur Highway Pvt. Ltd. (3)

State: Maharashtra
Type/ Design length: 4 lane/ 38.95 kms
Pavement Details – Rigid

GR Sangli Solapur Highway Pvt. Ltd. (4)

State: Maharashtra
Type/ Design length: 4 lane/ 45.60 kms
Pavement Details – Rigid



GR Aligarh Kanpur Highway Pvt. Ltd. (8)

State: Uttar Pradesh
Type/ Design length: 4 lane/ 347.296 kms
Pavement Details – 70.977 kms/ Rigid

Varanasi Sangam Expressway Pvt. Ltd. (6)

State: Uttar Pradesh
Type/ Design length: 6 lane/ 72.40 kms
Pavement Details – 53.01 kms Rigid & 19.38 kms Flexible

GR Galgalia Bahadurganj Highway Pvt. Ltd. (9)

State: Bihar
Stretch: Galgalia Bahadurganj
Type/ Design length: 4 lane/ 49 kms
Pavement Details – Flexible

GR Gundugolanu Devarapalli Highway Pvt. Ltd. (7)

State: Andhra Pradesh
Type/ Design length: 4 lane/ 69.88 kms
Pavement Details – Flexible

Project details



**63 annuities
received**



9 HAM Projects



**~617 Km
Total Length**



**~9.66 – 13.78 Years
Residual
Concession period**

Project	Design Length (km)	Location	Awarding Authority	State	Appointed Date	End of Concession Period	PCOD	Residual Concession Period (in years)	Bid Project Cost (in ₹ Mn.)	Total Annuities Receivable (in ₹ Mn.)	Annuities Receivable (as on Jun 30, 2025, in ₹ Mn.)	No. of Annuities Received
GR Phagwara Expressway	80.82	NH-344A	NHAI	Punjab	Oct 6, 2017	Feb 25, 2035	Feb 25, 2020	9.66	13,670.00	9,141.13	6,928.06	10/30
Porbandar Dwarka Expressway	117.75	NH-8E	NHAI	Gujarat	Feb 12, 2018	Apr 18, 2035	Apr 18, 2020	9.81	16,000.00	10,390.40	7,874.88	10/30
GR Gundugolanu Devarapalli	69.88	NH-16	NHAI	Andhra Pradesh	Oct 22, 2018	Jul 10, 2036	Jul 10, 2021	11.04	18,270.00	11,959.50	10,025.65	7/30
GR Akkalkot Solapur	38.95	NH-150E	NHAI	Maharashtra	Dec 14, 2018	Mar 31, 2036	Mar 31, 2021	10.76	8,070.00	5,630.43	4,573.60	8/30
Varanasi Sangam Expressway	72.40	NH-2	NHAI	Uttar Pradesh	Dec 5, 2017	Nov 2, 2035	Nov 2, 2020	10.35	24,369.44	16,482.17	12,946.74	9/30
GR Sangli Solapur	45.60	NH-166	NHAI	Maharashtra	Dec 31, 2018	Jun 28, 2036	Jun 28, 2021	11.00	9,570.00	6,581.29	5,345.98	8/30
GR Dwarka Devariya	71.89	NH-151A	NHAI	Gujarat	Feb 8, 2020	Aug 2, 2037	Aug 2, 2022	12.10	11,010.00	7,062.66	6,271.64	5/30
GR Aligarh Kanpur	70.97	NH-91	NHAI	Uttar Pradesh	Feb 18, 2021	Feb 24, 2038	Feb 24, 2023	12.66	18,021.88	12,361.97	11,271.65	4/30
GR Galgalia Bahadurganj	49.00	NH-327E	NHAI	Bihar	Jan 10, 2022	Apr 06, 2039	Apr 06, 2024	13.78	10,376.65	7,370.74	7,056.01	2/30
Total	617.27								1,29,357.97	86,980.29	72,294.22	63/270

OVERVIEW: INDUS INFRA TRUST

Overview

Listing

- Successfully Listed on 12th March 2024 at NSE & BSE
- First ever HAM focused Public Listed Infrastructure Investment Trust (InvIT)

Investor Response

- Institutional Investors subscription for the issue was 9.1x
- Non-Institutional Investors subscription for the issue was 6.25x

Portfolio

- Diversified portfolio of 9 NHAI HAM Projects with AUM of ~Rs. 69,692 Mn as on 30-Jun-2025
- Weighted average (based on BPC) balance concession life of ~11.13 years as on 30-Jun-2025

Lane KMs

- ~ 2,614 Kms

Market Capitalisation

- Market Cap of ~Rs.48,293.60 Mn as on June 30, 2025

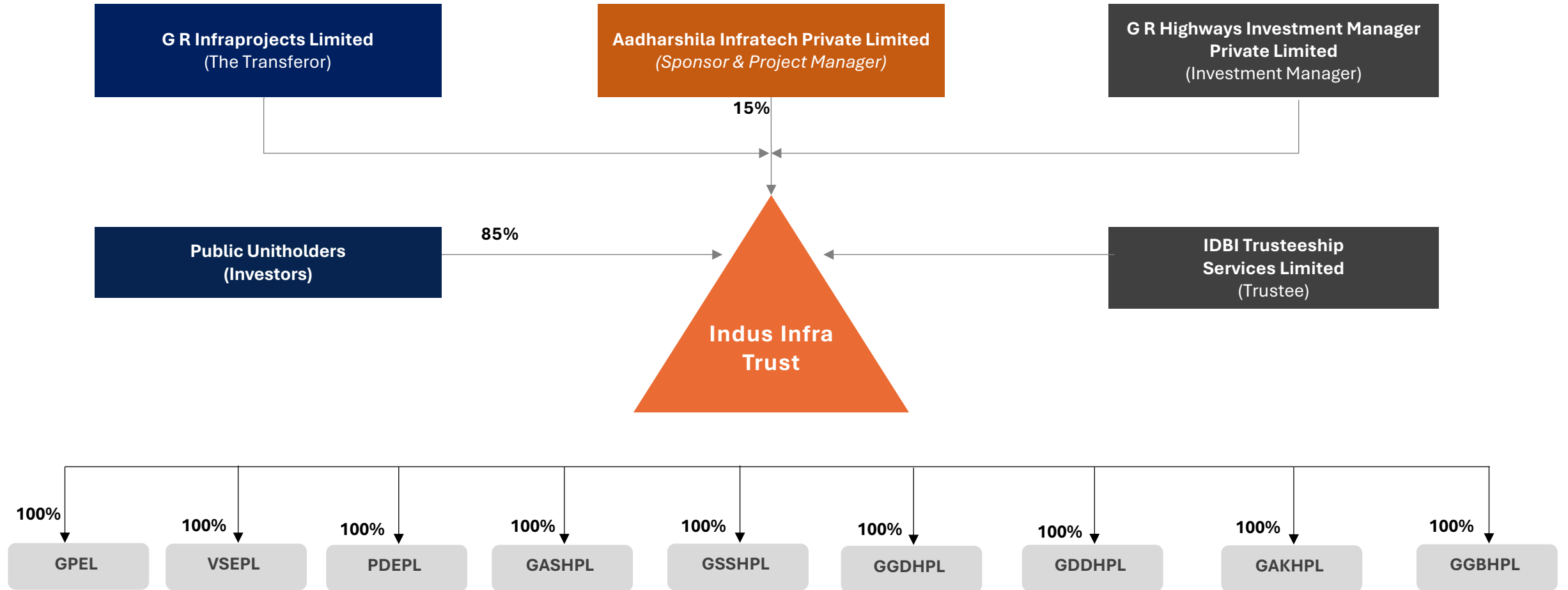
Cumulative Distribution

- Rs. 14.20 per unit excluding distribution of Rs. 3.25 Per Unit approved by the Board for Q1 FY 26

O&M

- O&M contract with G R Infraprojects Limited (“GRIL”) for existing projects, through Project Manager
- Active project management through expertise of Aadharshila Infratech Pvt. Ltd. and GRIL

Group Structure



Key Milestones



Our Strategy



Institute and Maintain Capital Management Policies



Maximize distributions to Unitholders while optimizing the capital structure to retain flexibility for future acquisitions



Total value of consolidated borrowings will not exceed regulatory threshold



Active Asset Management



Asset management through the services of the Project Manager and the Investment Manager



The Project Manager will be responsible for-

- ✓ Providing the Project SPVs management and O&M services by entering into back to back O&M agreement with GRIL for each SPV
- ✓ Assisting in managing the project operating expenses
- ✓ Coordinating with NHAI and local authorities to ensure compliance



The Investment Manager and the Project Manager will work together to optimize the long-term performance of each project



Expanding portfolio of road assets



Proposed ROFO Agreement - InvIT will have a right of first offer for acquiring-

- ✓ 21 additional road assets owned by GRIL
- ✓ Any road asset that GRIL may acquire over the next 5 years

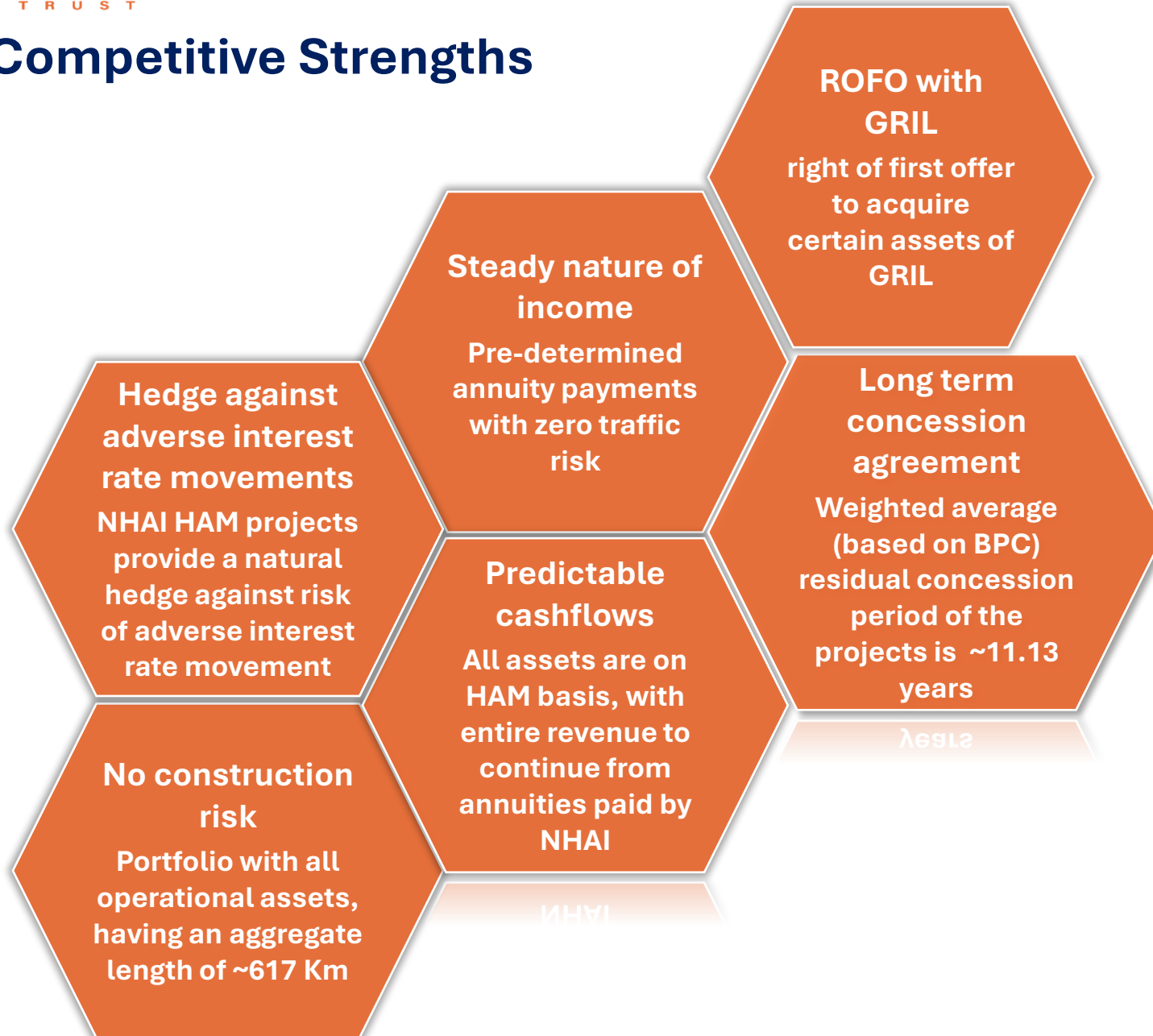


Intent to take advantage of other opportunities by acquiring assets from third parties on a case-by-case basis



The investment manager will be selective in acquisitions and will rely on the relevant investment policies of the trust

Competitive Strengths



BOARD OF DIRECTORS AND KMPs

Board of Directors & KMPs

Board of Directors



Ajendra Kumar Agarwal
Chairman & Non-executive Director

- Managing director on the board of directors and a promoter of GRIL
- 25+ years of experience in the road construction industry



Raghav Chandra
Independent Director

- 35+ years of experience in areas including public administration, tribal affairs, industrial housing and urban infrastructure development
- Past : Chairman of the NHAI, Joint Secretary for the MoRTH, Principal Secretary for the Urban Administration & Development Department, Government of Madhya Pradesh etc.



Deepak Maheshwari
Independent Director

- 40+ years of experience in banking and finance
- Past : Chief Credit Officer at Axis Bank Limited, Group Head (wholesale credit risk) at HDFC Bank Limited, associated with SBI and formerly served on the board of directors of Federal Bank Limited



Siba Narayan Nayak
Non-executive Director

- 34+ years of experience in public and private sectors
- Experience across various functions - finance, accounts, resource mobilization and indirect taxation
- Past : 5 years with NHAI as the Chief General Manager (Financial Analyst)



Swati Anil Kulkarni
Independent Director

- 30+ years of experience in investment
- Was an executive vice president and fund manager (equity) at UTI Asset Management Company Limited
- Recognized as one of the best fund managers in large-cap funds category by ET-Wealth Morningstar Rankings for 2021 and 2022



Ramesh Chandra Jain
Non-Executive Director

- 30+ years of experience in the road construction industry
- Presently working with GRIL as Executive Director, responsible for monitoring the construction and bidding process
- Previously associated with NHAI as a Manager (technical)

Key Managerial Personnel



Amit Kumar Singh
Chief Executive Officer



Harshael Sawant
Chief Financial Officer



Mohnish Dutta
Company Secretary

Abbreviations

Name	Abbreviation
Porbandar Dwarka Expressway Private Limited	PDEPL
GR Dwarka Devariya Highway Private Limited	GDDHPL
GR Akkalkot Solapur Highway Private Limited	GASHPL
GR Sangli Solapur Highway Private Limited	GSSHPL
GR Phagwara Expressway Limited	GPEL
Varanasi Sangam Expressway Private Limited	VSEPL
GR Gundugolanu Devarapalli Highway Private Limited	GGDHPL
GR Aligarh Kanpur Highway Private Limited	GAKHPL
GR Galgalia Bahadurganj Highway Private Limited	GGBHPL

THANKYOU