

**ALKEM LABORATORIES LTD.**

Regd. Office : ALKEM HOUSE, Senapati Bapat Marg,
Lower Parel (West), Mumbai - 400 013, Maharashtra, India.

- Phone: +91-22-3982 9999 • Fax: 022-2495 2955
- Email: contact@alkem.com • Website: www.alkemlabs.com
- CIN: L00305MH1973PLC174201

12th August, 2025

To,

The Corporate Relationship Department BSE Limited Phiroze Jeejeebhoy Towers, Dalal Street, Mumbai 400 001. <i>Scrip Code: 539523</i>	National Stock Exchange of India Limited Exchange Plaza, Bandra Kurla Complex, Bandra East, Mumbai 400 051. <i>Scrip Symbol: ALKEM</i>
---	--

Sub: Press Release and Analyst Presentation on Q1FY26 Results

Dear Sir(s)/ Madam,

With reference to relevant provisions of the SEBI (Listing Obligations and Disclosure Requirements) Regulations, 2015, we enclose herewith the press release and analyst presentation on Q1FY26 earnings and business updates and the same will be uploaded on the website of the Company.

Kindly take a note of the same.

Sincerely,

For **Alkem Laboratories Limited**

Manish Narang

President - Legal, Company Secretary & Compliance Officer

Encl.: a/a

Press Release

Alkem reports 11% revenue growth, 22% rise in net profit in Q1 FY26.

Mumbai, August 12, 2025: Alkem Laboratories Ltd. today announced its standalone and consolidated financial results for the first quarter ended June 30, 2025. The Board of Directors took record of these results at its meeting held in Mumbai today.

Key Financial Metrics



Key highlights of Q1 FY26 financial performance

- Total Revenue from Operations was ₹33,711 million, with YoY growth of 11.2%.
 - India sales were ₹22,650 million, YoY growth of 12.0%.
 - International sales were ₹10,539 million, with YoY growth of 8.9%.
- Earnings before Interest, Tax, Depreciation, and Amortisation (EBITDA) were ₹7,391 million, resulting in an EBITDA margin of 21.9% vs. 20.1% in Q1 FY25. EBITDA grew by 21.4% YoY.
- R&D expenses for Q1 FY26 were ₹1,184 million, or 3.5% of total revenue from operations, vs. ₹1,257 million in Q1 FY25 at 4.1% of total revenue from operations.
- Profit before tax before exceptional items was ₹7,581 million, YoY growth of 22.4%.
- Net Profit (after Minority Interest) was ₹6,643 million, YoY growth of 21.8%.
- According to IQVIA (SSA) data, for Q1 FY26:
 - The Company registered a growth of 9.7% YoY compared to the Indian Pharmaceutical Market (IPM), which grew by 8.5%.
 - We achieved strong overall volume growth of 2.9%, outperforming the IPM volume growth of 1.5% by 140 basis points.

Commenting on the Q1 FY26 results, Dr. Vikas Gupta, CEO of Alkem, said, “Q1 FY26 marked a strong start to the year, with healthy growth across both our domestic and international markets. Our performance was driven by strong topline growth and an improved gross margin, which resulted in a better EBITDA profile. These results reflect the disciplined execution of our strategy, focused investments, and a deliberate pivot toward value-accretive products and markets with a sharper focus on EBITDA. We are strategically accelerating our focus on the non-US business segment by strengthening our presence in high-potential non-US markets and capturing new opportunities that align with our long-term growth ambitions.”

Operational Highlights

Domestic Business – Q1 FY26 Key Highlights

- India sales were ₹22,650 million, YoY growth of 12.0%.
- The contribution of domestic sales to total sales in Q1 FY26 was 68.3% vs. 67.6% in Q1 FY25.
- As per IQVIA (SSA) data, during the quarter, we have outperformed IPM in seven therapies: Gastrointestinal grew by ~1.6X, VMN ~2.3X, Pain ~1.4X, Anti-Diabetics ~1.4X, Neuro/CNS ~1.2X, Respiratory ~1.4X, and Derma ~1.1X.

International Business – Q1 FY26 Key Highlights

- International sales were ₹10,539 million, YoY growth of 8.9%.
- US sales were ₹6,982 million, YoY growth of 8.8%.
- US business sales contributed 21.0% to total sales in Q1 FY26.
- Non-US sales were ₹3,556 million, YoY growth of 9.1%.
- Non-US business sales contributed 10.7% to total sales in Q1 FY26.
- During the Q1 FY26, for the US market, the Company filed its first BLA, received 05 ANDA approvals (including 02 tentative approvals) and launched 03 products.
- As of June 30, 2025, the Company had filed 185 ANDAs, 02 NDAs and 01 BLA with the USFDA. It has received approvals for 160 ANDAs (including 15 tentative approvals) and 02 NDAs.

About Alkem: Alkem Laboratories Ltd. is the fifth-largest pharmaceutical company in the Indian market, with a legacy spanning over 50 years of providing high-quality medicines to patients. It holds a dominant position in the therapy areas of anti-infectives, gastrointestinal disorders, pain management, and supplements. It also has a growing portfolio of products in chronic therapies, including diabetes, neurology, dermatology, and urology. It has 18 state-of-the-art manufacturing facilities and cutting-edge research and development (R&D) centres to develop and manufacture generic formulations, active pharmaceutical ingredients (APIs) and biosimilars. Apart from India, the company has a meaningful presence in the US, Latin America, Australia, and several other Asian countries. “Inspiring Healthier Lives” is at the core of the organisation's values and culture, reinforcing its steadfast commitment to improving global health. For more information, please visit www.alkemlabs.com and follow us on [LinkedIn](#), [Instagram](#), and [Facebook](#).

Contact

Investors:

Purvi Shah – Head of Investor Relations
+91 84337 00890
purvi.shah@alkem.com
+91-22-3982 9999 Ext: 9447

Media:

Isha Trivedi
+91 98925 90003
alkemcorpcomm@alkem.com
+91-22-3982 9999 Ext: 9672

Invite for Q1 FY26 Conference Call at 5.00 pm IST, August 12, 2025

Mumbai, August 07, 2025: Alkem Laboratories Ltd. (NSE: ALKEM, BSE: 539523, Bloomberg: ALKEM.IN, Reuters: ALKE.NS) will hold a conference call for investors and analysts on Tuesday, August 12, 2025, from 5:00 pm to 6:00 pm IST to discuss its Q1 FY26 financial results. The call will follow the announcement of the Company's Q1 FY26 financial results on Tuesday, August 12, 2025.

Alkem Laboratories Ltd. will be represented on the call by:

Dr. Vikas Gupta – CEO
Mr. Nitin Agrawal – CFO

Motilal Oswal Securities Ltd. will host the call.

Details of the conference call are as follows:

Time: 5:00 pm IST (GMT + 5:30) on Tuesday, August 12, 2025.

Dial in Details:

India: +91 22 6280 1149 / +91 22 7115 8050

International Toll-Free

USA	: 1 866 746 2133
UK	: 0 808 101 1573
Singapore	: 800 101 2045
Hong Kong	: 800 964 448

Express Join with Diamond Pass

<https://services.choruscall.in/DiamondPassRegistration/register?confirmationNumber=9357875&linkSecurityString=46351d096d>

You are requested to dial in 10 minutes ahead of the

Purvi Shah / Isha Trivedi

Investor Relations / Media
Alkem Laboratories Ltd.

Mobile: +91 84337 00890 / 98925 90003

Tel.: +91 22 3982 9999 Ext: 9447

E-mail: purvi.shah@alkem.com /

isha.trivedi@alkem.com

Tushar Manudhane

Institutional Research Analyst - Healthcare
Motilal Oswal Securities Ltd.

Tel.: +91 22 6129 1536 / +91 82911 38039

E-mail:

Tushar.Manudhane@motilaloswal.com

Alkem Laboratories Ltd.

Q1 FY26 Results Presentation

12th August 2025



This presentation contains forward-looking statements and information that involve risks, uncertainties and assumptions. Forward-looking statements are all statements that concern plans, objectives, goals, strategies, future events or performance and underlying assumptions and other statements that are other than statements of historical fact, including, but not limited to, those that are identified by the use of words such as “anticipates”, “believes”, “estimates”, “expects”, “intends”, “plans”, “predicts”, “projects” and similar expressions. Risks and uncertainties that could affect us include, without limitation:

- General economic and business conditions in India and other key global markets in which we operate;
- The ability to successfully implement our strategy, our research and development efforts, growth & expansion plans and technological changes;
- Changes in the value of the Rupee and other currency changes;
- Changes in the Indian and international interest rates;
- Allocations of funds by the Governments in our key global markets;
- Changes in laws and regulations that apply to our customers, suppliers, and the pharmaceutical industry;
- Increasing competition in and the conditions of our customers, suppliers and the pharmaceutical industry; and
- Changes in political conditions in India and in our key global markets.

Should one or more of such risks and uncertainties materialize, or should any underlying assumption prove incorrect, actual outcomes may vary materially from those indicated in the applicable forward-looking statements. Any forward-looking statement or information contained in this presentation speaks only as of the date of the statement. We are not required to update any such statement or information to either reflect events or circumstances that occur after the date the statement or information is made or to account for unanticipated events, unless it is required by Law.

CONTENTS



Company's Financial Performance



Business Updates – Q1 FY26



Company overview and journey so far

Q1 FY26 Performance at Glance

Total Revenue from Operations

₹33,711 Mn

 **+11.2% YoY Growth**

EBITDA / Margin

₹7,391 Mn / 21.9%

 **+21.4% YoY Growth**

PAT¹ / Margin

₹6,643 Mn / 19.7%

 **+21.8% YoY Growth**

Geographic-wise Break-Up

**Domestic
Business**

68.3%

**International
Business**

31.7%

Salient Numbers

₹48.7 Bn

Net Cash as of 30th June 2025

₹1,184 Mn

R&D spend for Q1 FY26

120 bps

Outperformance in the domestic
market vs. IPM

3.5%

R&D spend as % of sales during the
quarter

1. PAT: Profit after Minority Interest

Q1 FY26 – P&L Highlights

Particulars <i>(All figures in ₹ Mn)</i>	Q1 FY26	Q1 FY25	YoY Growth	Q4 FY25	QoQ Growth
Revenue from Operations	33,711	30,318	11.2%	31,438	7.2%
Gross Profit	22,000	19,559	12.5%	18,645	18.0%
Gross Profit Margin	65.3%	64.5%		59.3%	
EBITDA	7,391	6,086	21.4%	3,913	88.9%
EBITDA Margin	21.9%	20.1%		12.4%	
PBT (before exceptional items)	7,581	6,194	22.4%	3,963	91.3%
Exceptional items¹	129	0		0	
PBT (after exceptional items)	7,710	6,194	24.5%	3,963	94.5%
PAT (after Minority interest)	6,643	5,452	21.8%	3,059	117.3%
PAT Margin	19.7%	18.0%		9.7%	
EPS (₹/share)	55.6	45.6	21.8%	25.6	117.3%

Notes: 1. Exceptional items for the quarter primarily includes gain of ₹142.9 Mn from the sale of the Indore facility

CONTENTS



Company's Financial Performance



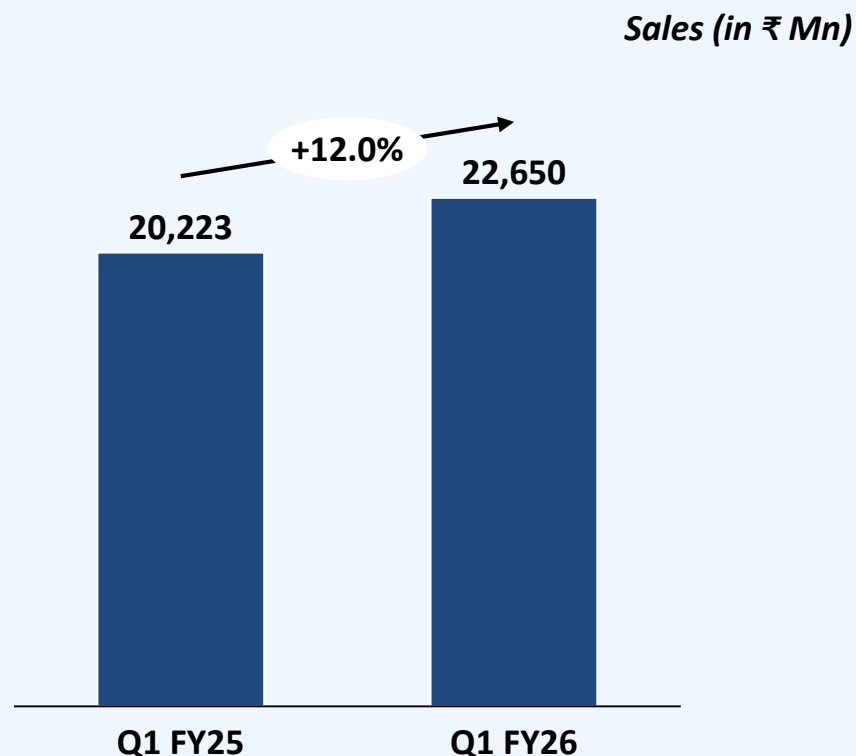
Business Updates – Q1 FY26



Company overview and journey so far

Domestic Business Performance

**Q1 FY26 sales of ₹22,650 Mn
(12.0% YoY growth)**

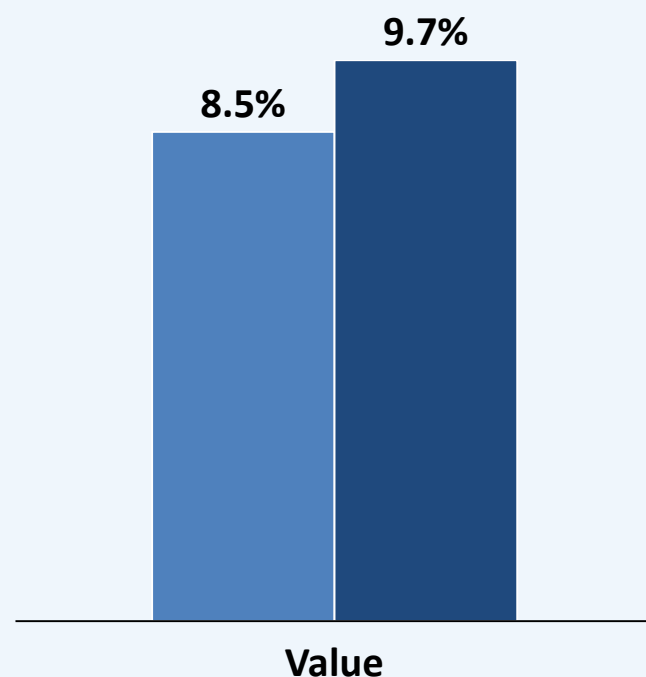


- Domestic business¹ revenue grew by 12.0% YoY to ₹22,650 Mn from ₹20,223 Mn during the same period last year.
- Domestic revenue contributed 68.3% to total sales in Q1 FY26, up from 67.6% in Q1 FY25.
- According to IQVIA (SSA) data, for Q1 FY26:
 - The Company registered a growth of 9.7% YoY compared to the Indian Pharmaceutical Market (IPM), which grew by 8.5%.
 - We've grown faster than the market in seven of IPM's key therapy areas.
 - We achieved strong overall volume growth of 2.9%, outperforming the IPM volume growth of 1.5% by 140 basis points.

1. Includes revenue from Adroit and Bombay Ortho businesses.

Alkem has delivered a strong performance in Q1 FY26, outpacing the market growth in key focus therapies









Outpaced the market by 120 bps, delivering 9.7% growth vs. 8.5% for IPM



■ IPM Sales Growth YoY ■ Alkem Sales Growth YoY

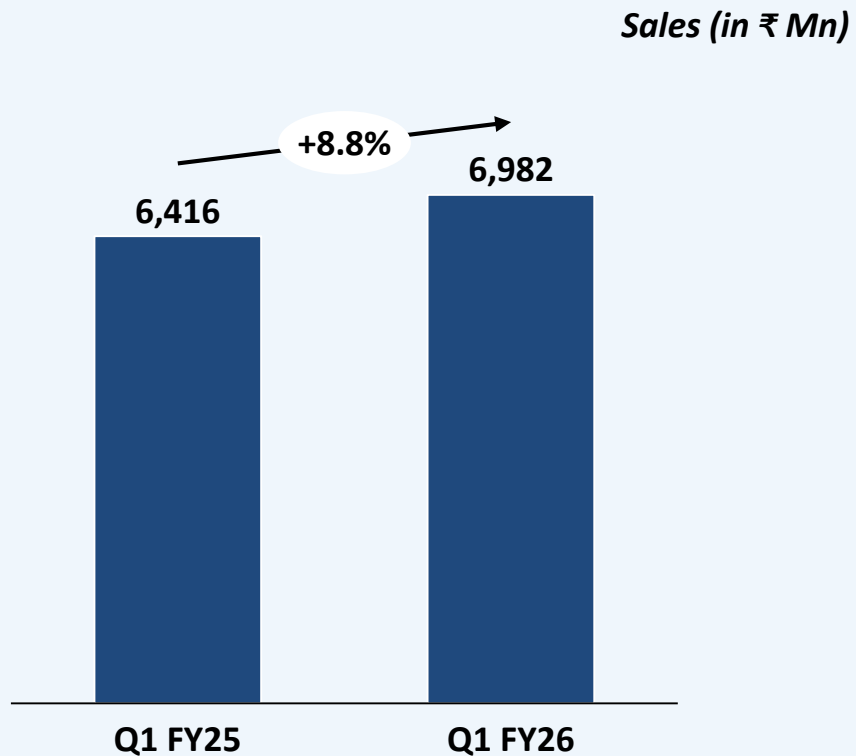
Source: Market data as per IQVIA SSA Qtr. Jun'25

Outperformance in 7 of the key IPM focus therapies

Therapy Class	Growth YoY %	Market share %	IPM Rank – Value
 Anti Infectives	<div> <div>6.5%</div> <div>6.5%</div> </div>	13.2% ↔	1 ↔
 Gastro Intestinal	<div> <div>6.6%</div> <div>10.5%</div> </div>	7.7% ↑+0.3%	3 ↔
 VMN	<div> <div>7.8%</div> <div>18.1%</div> </div>	6.4% ↑+0.6%	2 ↔
 Pain / Analgesics	<div> <div>6.6%</div> <div>9.2%</div> </div>	5.2% ↑+0.1%	3 ↔
 Anti Diabetic	<div> <div>8.4%</div> <div>12.0%</div> </div>	2.2% ↑+0.1%	14 ↔
 Neuro / CNS	<div> <div>9.9%</div> <div>11.6%</div> </div>	2.4% ↔	7 ↔
 Respiratory	<div> <div>12.0%</div> <div>16.7%</div> </div>	1.5% ↑+0.1%	14 ↑+1
 Derma	<div> <div>5.8%</div> <div>6.0%</div> </div>	1.4% ↔	20 ↔

15+ years of unmatched leadership in the Anti-Infectives therapy

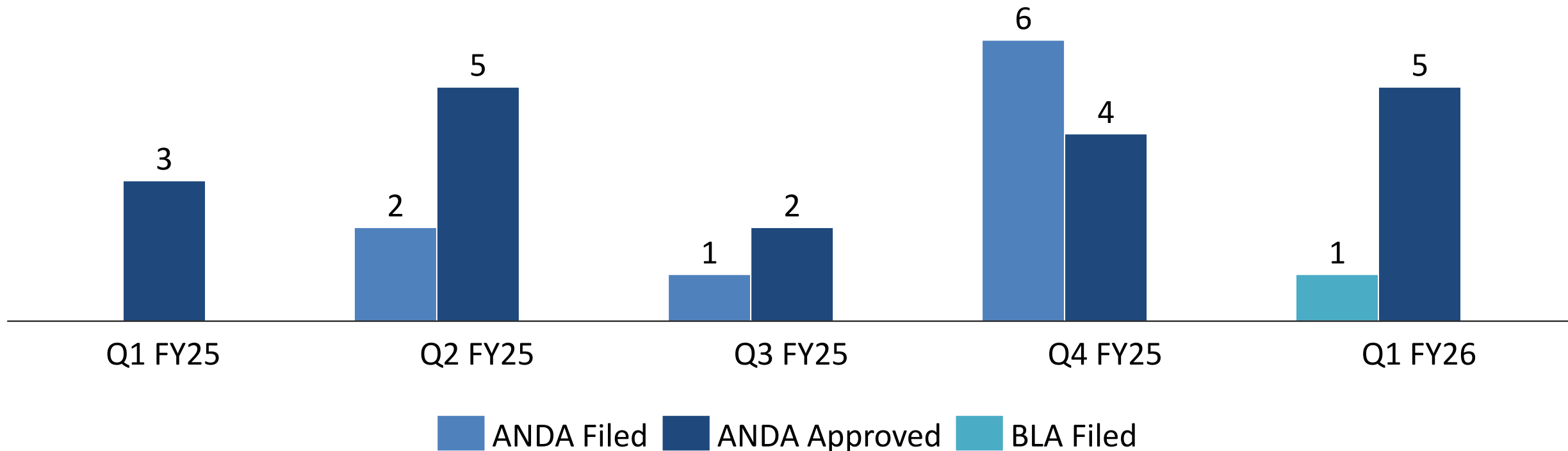
Q1 FY26 US Business sales of ₹6,982 Mn (8.8% YoY growth)



- US business revenue grew by 8.8% YoY to ₹6,982 Mn from ₹6,416 Mn during the same period last year.
- US revenue contributed 21.0% to total sales in Q1 FY26.
- During the Q1 FY26, the Company filed its first BLA, received 05 ANDAs approvals (including 02 tentative approvals) and launched 03 ANDAs.

US Market Filing and approvals status

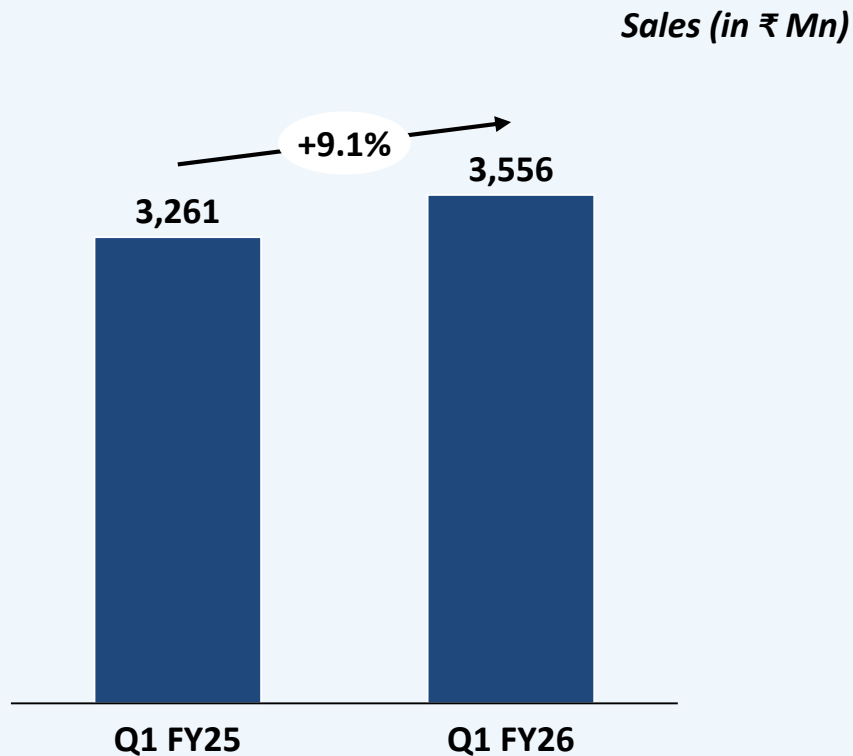
ANDA / BLA Filings



As of June 30, 2025, the Company has **filed 185 ANDAs, 2 NDAs and 1 BLA** and has **received 160 ANDAs approvals** (including 15 tentative approvals) **and 2 NDAs approvals**.

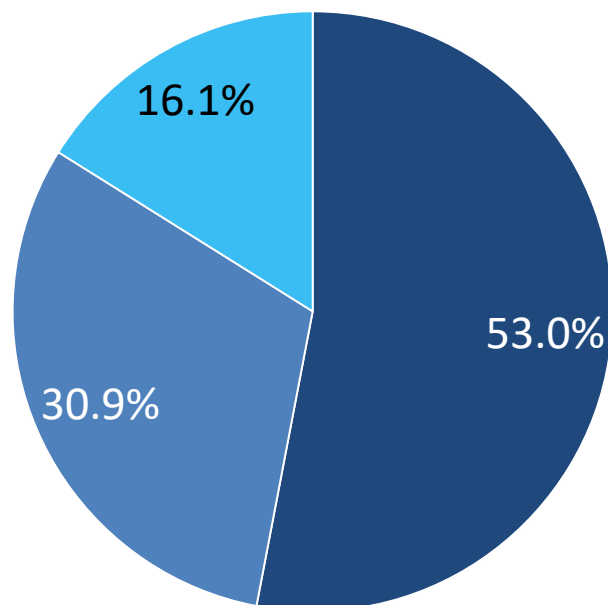
Non-US Business Performance

**Q1 FY26 sales of ₹3,556 Mn
(9.1% YoY growth)**



- Non-US business revenue grew by 9.1% YoY to ₹3,556 Mn from ₹3,261 Mn during the same period last year.
- Non-US revenue contributed 10.7% to total sales in Q1 FY26.
- The Non-US business growth was driven by double-digit growth in Australia and key European markets.

Shareholding Pattern as on June 30, 2025



■ Promoter & Promoter Group ■ Institution ■ Non-Institution

BSE Ticker	539523
NSE Symbol	ALKEM
Shares Outstanding (Mn)	120
MCap (Rs in Mn)*	590,457
Free Float MCap (Rs in Mn)	277,279
Industry	Pharmaceuticals

**Share Price - Rs 4,939 from NSE as of 30th June 2025*

Institution – Mutual Funds, Alternate Investment Funds, Foreign Portfolio Investors, Financial Institutions / Banks

Non-Institution – Public, Other Bodies Corporates, Clearing Members, Non-Resident Indians, Hindu Undivided Family and Trusts

CONTENTS



Company's Financial Performance



Business Updates – Q1 FY26



Company overview and journey so far

Alkem Laboratories at Glance (FY25)



Market Leadership

#3

Rank in
Prescriptions¹

#5

Rank by value in
IPM²

Leading Player

In the Trade
Generics segment

Top 3

Player in 4 out of top
7 largest IPM's TAs²



Scale

₹1,29,645 Mn

Total Revenue³

70.2%


Domestic Revenue

18

Brand families worth
₹1000 Mn+²

12,500+

Field force⁴



Profitability

63.3%

Gross Profit
Margin

19.4%

EBITDA Margin

16.7%

PAT Margin

28.1%

ROCE (Pre-Tax)

1. Prescriptions data as per SMSRC MAT Mar'25; 2. Market data as per IQVIA SSA MAT Mar'25; 3. Including Other Operating Income; 4. Excluding Line Managers as of 31st March 2025

Strong momentum from our mega brands has been pivotal in building robust brand franchises and consistently scaling them over the years

#2 'PAN'

Biggest Brand family in the IPM

17 Brands

in the IPM Top 300 ranks

35 Brands

Among the Top 3 ranks in their CVM¹ (Brands > ₹250 Mn)

Building large brand families defines our identity...

Brand Families	MAT Mar'20	MAT Mar'25	CAGR (5 Yrs.)
> ₹10 Bn	0	1	16.1%
> ₹5 Bn	1	1	7.7%
> ₹1.5 Bn	6	11	10.4%
> ₹500 Mn	11	12	13.2%

Brand family > ₹5 Bn

PAN **CLAVAM**

Brand family > ₹1.5 Bn



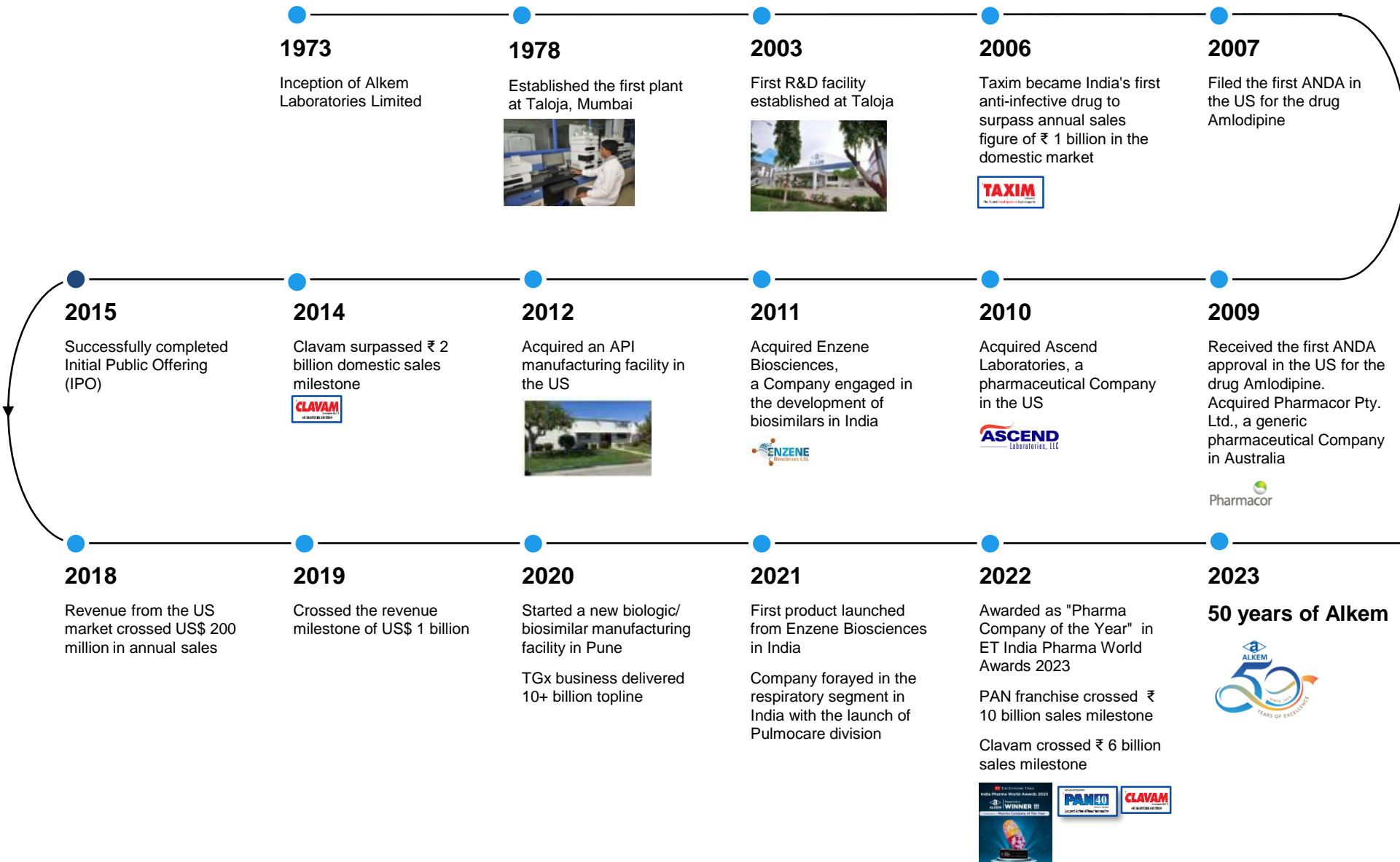






TAXIM **SUMOL** **CHERi**

50+ years of Alkem journey – a snapshot.



Alkem & key subsidiaries



THANK YOU

For any queries, contact:
Purvi Shah

Mobile: +91 84337 00890

E-mail: purvi.shah@alkem.com

Tel: +91 22 3982 9999 Ext: 9447

Stay updated on     

Disclaimer: This is a confidential email from Alkem Laboratories Limited. The contents of this email and any attachments are solely intended for the addressee(s) and in all likelihood contain information that is legally privileged. If you are not the intended recipient of this email, you are on notice of its status and we request you to kindly advise us by return email immediately. Please also simultaneously disregard the contents herein, delete this email from your computer and server and also destroy any physical copies, if created. You are hereby notified that any use, any form of reproduction, dissemination, copying, disclosure, modification, distribution and/or publication of this e-mail, its contents or its attachment/s other than by its intended recipient/s is strictly prohibited and may be construed unlawful. Alkem Laboratories Limited does not accept any liability for the views expressed in this email or for the consequences of any viruses that may be transmitted with this email. The content of this email is subject to copyright and no part hereof may be reproduced, adapted or transmitted without the written consent of Alkem Laboratories Limited.