



INVESTOR PRESENTATION

FINANCIAL YEAR 19-20 : March 2020



Presentation Outline

2

NHPC Today

Financial Highlights

Financial Ratios

Other Business Initiatives

Projects At Glance



Our Vision: To be a global leading organization for sustainable development of clean power through competent, responsible and innovative values.



Subansiri Lower Project



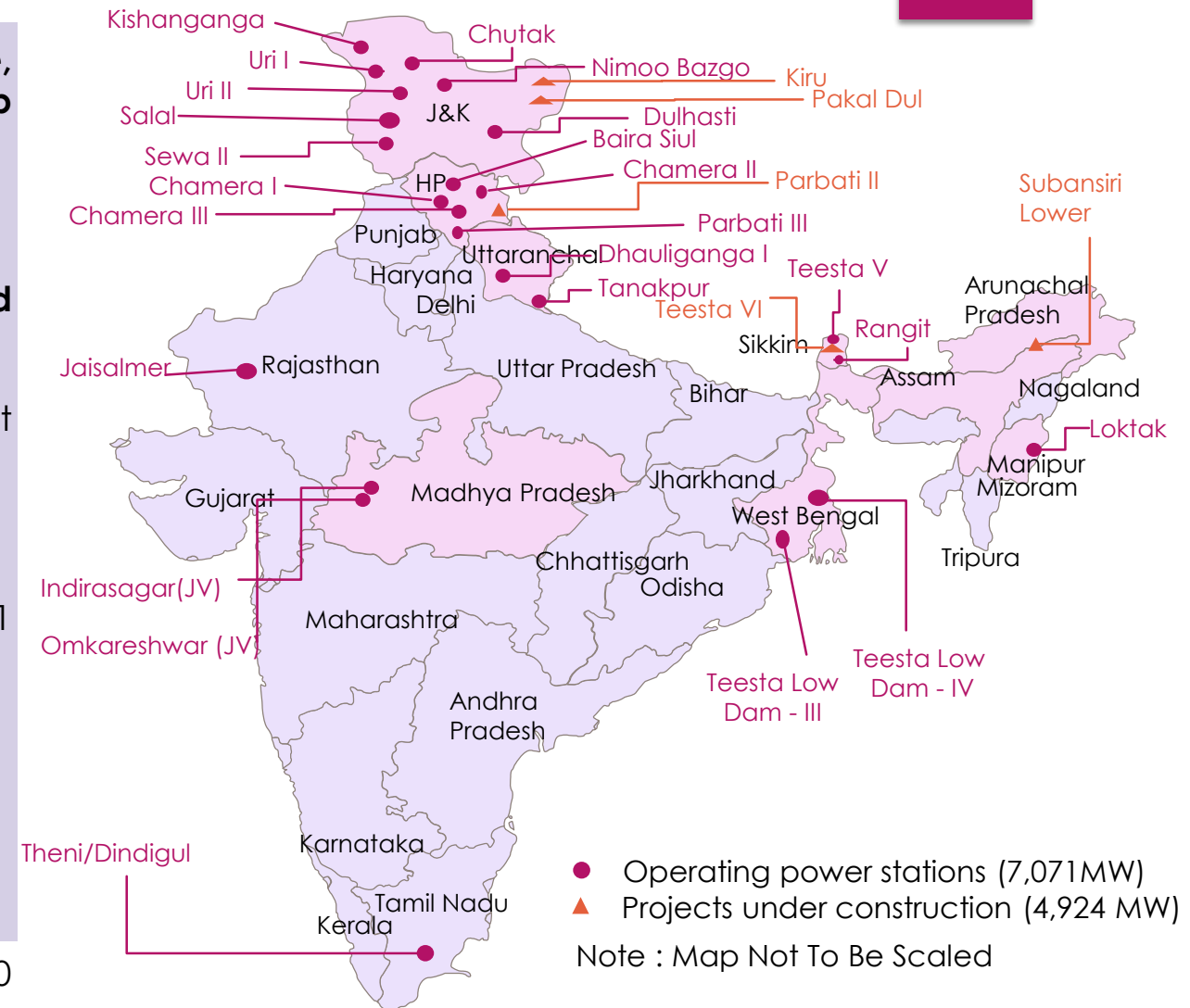
Teesta V, Sikkim

PHYSICAL SNAPSHOT

4

- Incorporated in 1975 with authorised capital of Rs. 200 crore, the present authorised capital is Rs.15000 crore (Paid Up Capital Rs.10,045 crore)
- Mini-Ratna Category-I PSU (since Apr-08)
- Established track record, strong operational performance and in-house engineering capabilities
 - Involved across the entire chain of hydro power project development – from concept to commissioning.
 - Presence across 11 states.
 - 15% share of installed hydro-electric capacity in India (6,971 MW out of 45,699 MW*).
 - Consultancy business.
 - Power trading business.
 - Exposure to international business opportunities.

* Source-CEA as on 31.03.2020



7071 MW installed capacity (6971 MW Hydro & 100 MW Renewable Energy) through 24 power stations



PHYSICAL SNAPSHOT

5

Installed Capacity

- ❖ Power Stations under Operation-22 Nos. (5551 MW*)
- ❖ Power Stations with Subsidiary (NHDC) - 2 Nos. (1520 MW)
- ❖ Total Operational Projects – 24 Nos. (7071 MW)

Under Construction

- ❖ Projects Under Construction (including Subsidiary & JV) :-
 - Hydro - 5 Nos. (4924 MW)

Awaiting Clearances

- ❖ Projects Awaiting Clearances : -
 - Standalone - 5 Nos. (4995 MW)
 - Joint Venture - 3 Nos. (2160 MW)
 - Subsidiary – 1 No. (66 MW)

Under Pipeline

- ❖ Projects under Pipeline 1 No. (800 MW)

Hydro Power is 12% (45699 MW) of All India Installed Capacity (370106 MW**).

NHPC Contribution is 15% of Installed Hydro Power On Consolidated Basis.

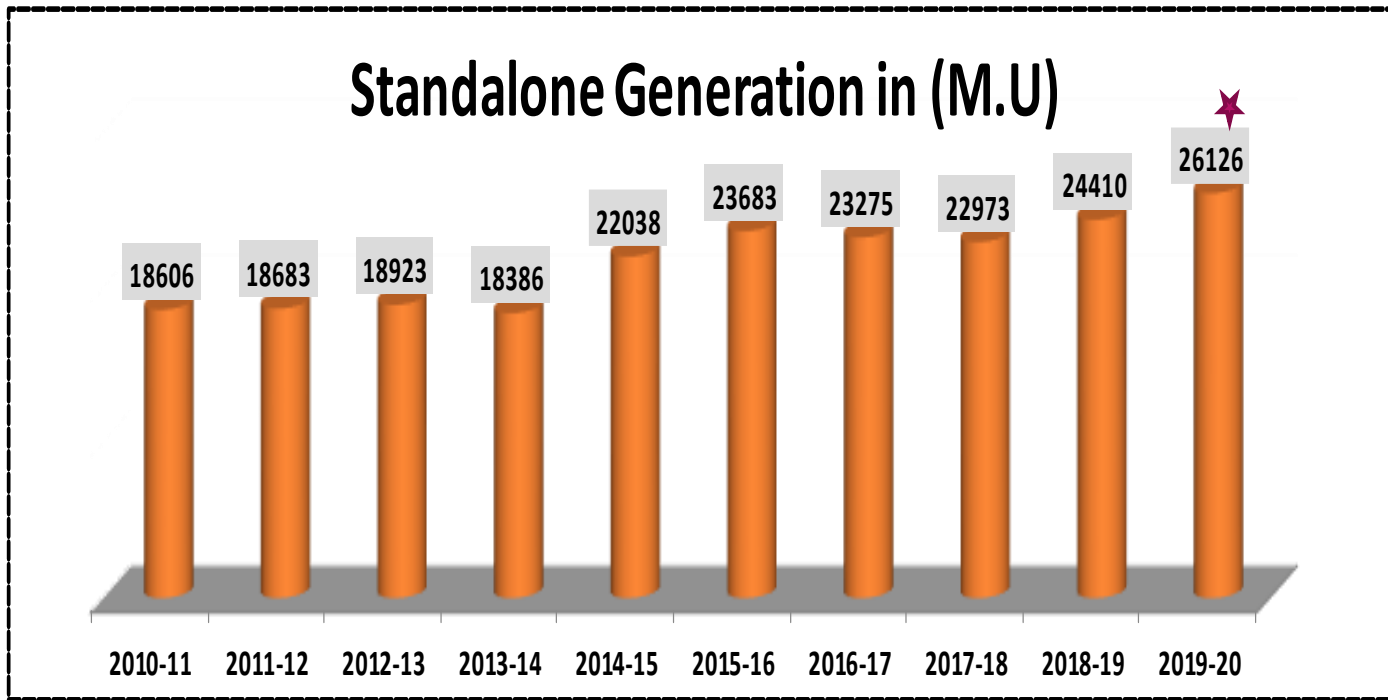
Status	Capacity (MW)
Operational Projects	7,071
Projects Under Construction (including Subsidiary & JV)	4,924
Projects Under Clearance:	
Stand alone	4,995
JV Projects	2,160
Subsidiaries	66
Projects Under Pipeline	800
Total	20,016

* Including 50 MW Wind Power Project, Jaisalmer & 50 MW Solar Power Project, Tamilnadu.

** Source-CEA as on 31.03.2020

NHPC 's Track Record – A Ten Year Digest

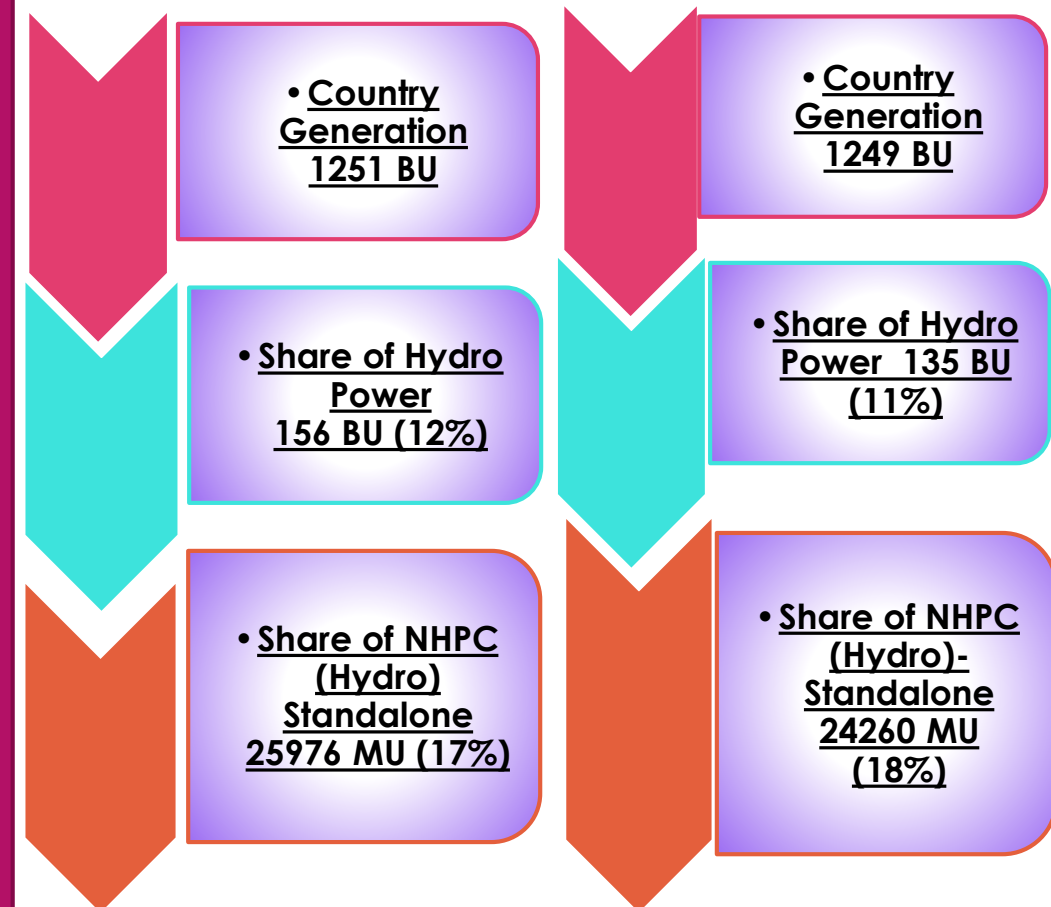
Standalone Generation in (M.U)



6

Actual FY'20

Actual FY'19



★ Hydro: 25976 MU(excl. infirm power of 190 MUs : Parbati II), Wind: 53 MU & Solar: 97 MU.

Financial Highlights



Sewa II, J&K



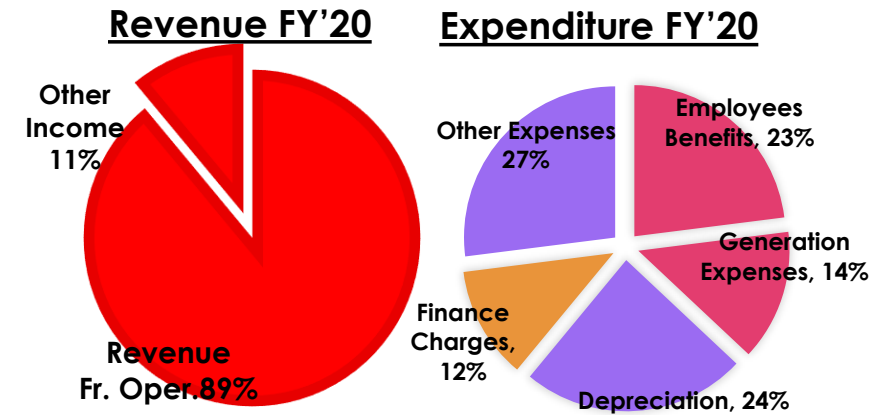
Chamera I, Himachal

Clean Power For Every Home

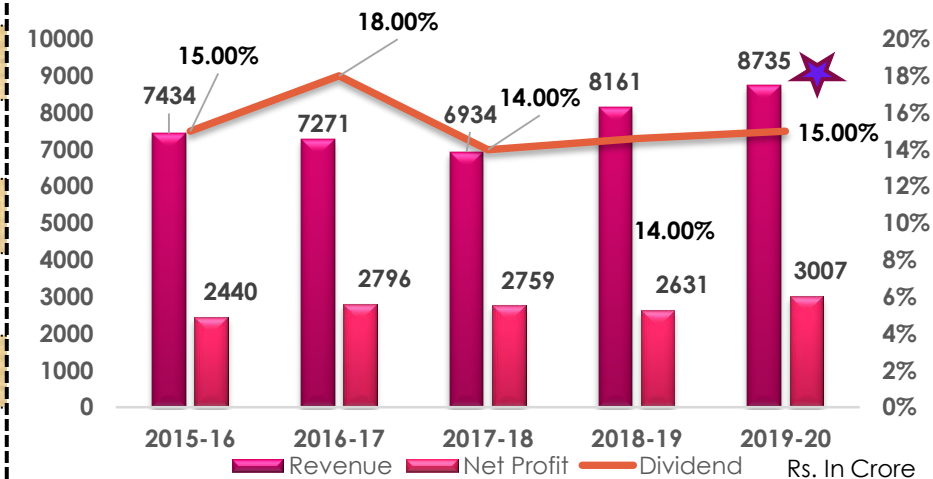
Financial Highlights : Standalone

Particulars	FY'20		FY'19		% Change	
	12 Months	Qtr-4	12 Months	Qtr-4	12 Months	Qtr-4
Revenue from Operation	8735.41	1913.62	8161.18	1950.34	7.04	-1.88
Other Income	1036.18	384.95	924.78	235.91	12.05	63.18
Total Income (A)	9771.59	2298.57	9085.96	2186.25	7.55	5.14
Purchase of Power - Trading	234.13	151.12	12.68	12.68	1746.45	1091.80
Generation Expenses	901.67	166.05	796.85	152.58	13.15	8.83
Employee Benefits Expense	1515.52	382.59	1704.65	440.23	-11.09	-13.09
Finance Cost	795.42	151.18	894.88	222.81	-11.11	-32.15
Depre. & Amort. Expense	1545.34	385.76	1589.99	411.45	-2.81	-6.24
Other Expenses	1514.95	654.45	1165.53	361.70	29.98	80.94
Total Expenditure(B)	6507.03	1891.15	6164.58	1601.45	5.56	18.09
Rate Regu. Income (C)	343.61	40.66	823.40	570.05	-58.27	-92.87
PBT (A-B+C)	3608.17	448.08	3744.78	1154.85	-3.65	-61.20
Tax	601.00	65.17	1114.23	662.56	-46.06	-90.16
Profit After Tax	3007.17	382.91	2630.55	492.29	14.32	-22.22

Revenue & Expenditure-Analysis



Revenue Vs. Net Profit Vs. Dividend



★ Interim Dividend - 11.80% & Final Dividend 3.20%.

Statement of Assets & Liabilities

Rs. In Crore

Equity and Liabilities	FY'20	FY'19
Share Holder's Funds	29983.81	29214.73
Loan Funds-Long Term	20889.74	17044.63
Deferred Tax Liabilities	3641.19	3610.63
Other Long term Liabilities & Provisions	4169.54	3910.44
Current Liabilities & Provisions	5929.24	5828.94
Total Equity & Liabilities	64613.52	59609.37
ASSETS		
PPE (incl. investment property)	21467.82	22945.18
Capital Work in Progress	16097.65	14898.11
Right of Use Assets	1826.98	0.00
Intangible Asset	0.72	906.66
Non Current Financial Asset	7635.30	6636.74
Non Current Assets (Others)	3162.51	2153.30
Regulatory Asset	6836.22	6492.61
Trade Receivables	3818.34	2623.09
Cash and Bank Balances	389.12	390.63
Current Assets (Others)	3378.86	2563.05
Total Assets	64613.52	59609.37

Debtors Position

Rs. In Crore

10

Total Debtors (in Crs.)

S. N.	Particulars	As on 31.03.2020	As on 31.12.2019	As on 30.09.2019	As on 30.06.2019	As on 31.03.19
1	Trade Receivables	3818	3779	3697	3297	2685
2	More than 45/60 days*	3164#	2951#	2640	2429	1575

Top Five Debtors (in Crs.)

Name	31.03.2020		31.03.19	
	Total	More than 45 days	Total	More than 60 days
PDD, J&K (Incl. JKPCL)	1450	1389	977	684
UPPCL, UP	1288	1226	780	573
BSES Yamuna			241	215
JDVNL	157	143		
PSPCL, Punjab	135	98	188	34
WBSEDCL	126	89	107	-

* More than 45 days as on 30.06.2019, 30.09.2019, 31.12.2019 & 31.03.2020.

Net of Provision.

Incentives Position

Comparative Incentive YoY (in Crs.)

Sl.	Particulars	FY19-20					FY18-19				
		Q-1	Q-2	Q-3	Q-4	Total	Q-1	Q-2	Q-3	Q-4	Total
1	Secondary Energy	-	36.34	64.35	227.70	328.39	-	-	40.11	127.45	167.56
2	Incentives	141.63	113.12	91.37	14.83	360.95	155.87	155.78	81.76	42.57	435.98
3	Deviation Chrgs.	19.14	34.33	34.47	42.94	130.88	61.90	47.68	66.02	9.45	185.05
	G. Total	160.77	183.79	190.19	285.47	820.22	217.77	203.46	187.89	179.47	788.59
4	PAF	90.96%	90.03%	81.44%	73.71%	84.04%	93.10%	92.90%	79.53%	74.08%	84.97%

Supplements

Power Station With Highest PAF Incentive : Salal (Rs. 86 Cr., PAF : 97.40%, NAPAF-64%)

Power Station with highest Deviation Charges: Salal (Rs. 38 Cr.)

Power Station Giving Best Generation : Chamera-I (160% of the annual design energy)

Supplements

Power Station with Highest PBT- Dulhasti (Rs. 562 Crs)

NHPC Profit per MW: Rs. 54 lakhs (FY'20), Rs. 47 lakhs (FY'19)

NHPC Profit per Employee: Rs. 49 lakhs (FY'20), Rs. 39 lakhs (FY'19)

Key Financials : FY'20

12

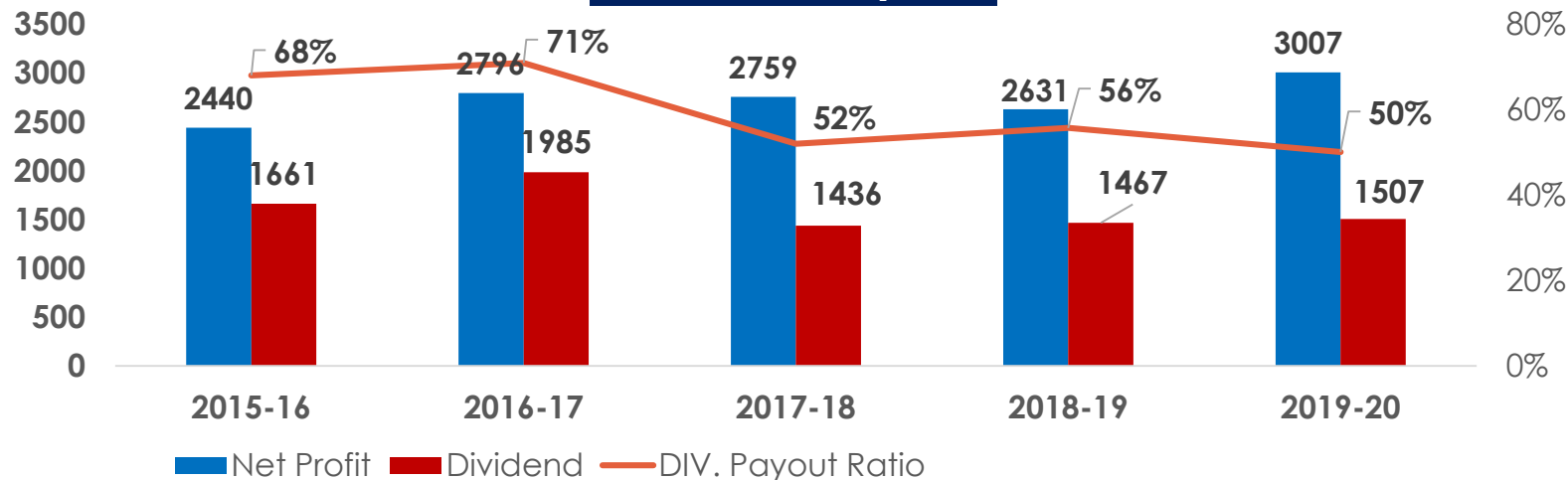
₹ In Crore

P&L	Standalone
Total Income	9772
EBITDA	5788
EBITDA Margin*	59%
PAT	3007
Profit Margin	31%
Dividend Pay Out (FY'20)	Rs. 1.50 Per Share/ 50% of Profit

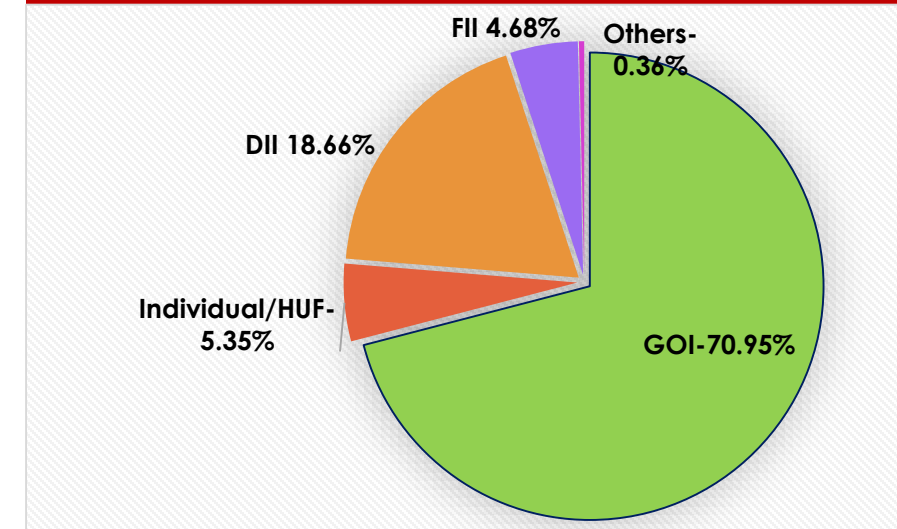
Balance Sheet	Standalone
Share Capital	10045
Net worth	29984
Long Term Debt	20890
Cash & Bank Bal.	389
Gross Block	40607
CWIP	16098

* EBITDA calculation doesn't include Finance Charges of Rs. 158 Crore, Depreciation of Rs. 4 Crore and Other Income of Rs. 10 Crore which pertains to Subsidiary Lower Project.

Dividend Pay out



Shareholding pattern as on 31.03.2020



NHPC – Key Ratios

S. No.	Particulars	FY'20		FY'19	
		Standalone	Consolidated	Standalone	Consolidated
1.	PAT (Rs. in Cr.)	3007.17	2874.61	2630.55	2595.61
2.	Net-worth (Rs. in Cr.)	29983.81	31370.61	29214.73	30797.81
3.	No. of Equity Shares (In Cr.)	1004.50	1004.50	1004.50	1004.50
4.	EPS (Rs.)	2.99	2.86	2.57*	2.54*
5.	Earning Yield(%)**	14.34	13.72	10.38	10.26
6.	Dividend Per Share (Rs.)	1.50#		1.46	
7.	Dividend Yield(%)**	7.19		5.90	
8.	Book Value per share (Rs.)	29.85	31.23	29.08	30.66
9.	PB Ratio**	0.70	0.67	0.85	0.81
10.	PE Ratio**	6.97	7.29	9.63	9.74
11.	Return On Net worth (%)	10.03	9.16	9.00	8.43
12.	Market Capitalisation (Rs. in Cr.)**	20944		24861	
13.	Debt Equity Ratio	0.82	0.78	0.71	0.67

*Weighted Avg. no. of Shares for EPS Calculation (FY'19) -1021.88 Cr. ** Stock Price (BSE): as on 26.06.2020 Rs. 20.85 & as on 31.03.2019 Rs. 24.75.

Including Final Dividend @ Rs. 0.32 per share recommended by BODs of the Company and is subject to approval of shareholders in AGM.

NHDC Ltd. (Subsidiary) – Snapshots : FY19-20

Shareholding Pattern : 51:49 (NHPC : GoMP)

Installed Capacity : 1520 MW

Design Energy : 2120.17 MUs

Generation : 4110 MUs (FY'20), 1921 MUs (FY'19)

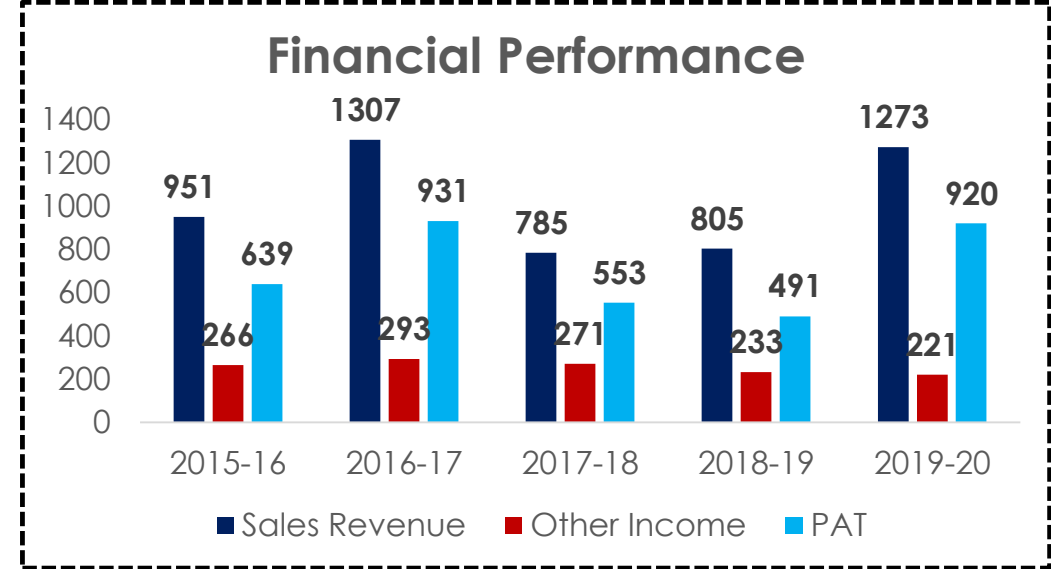
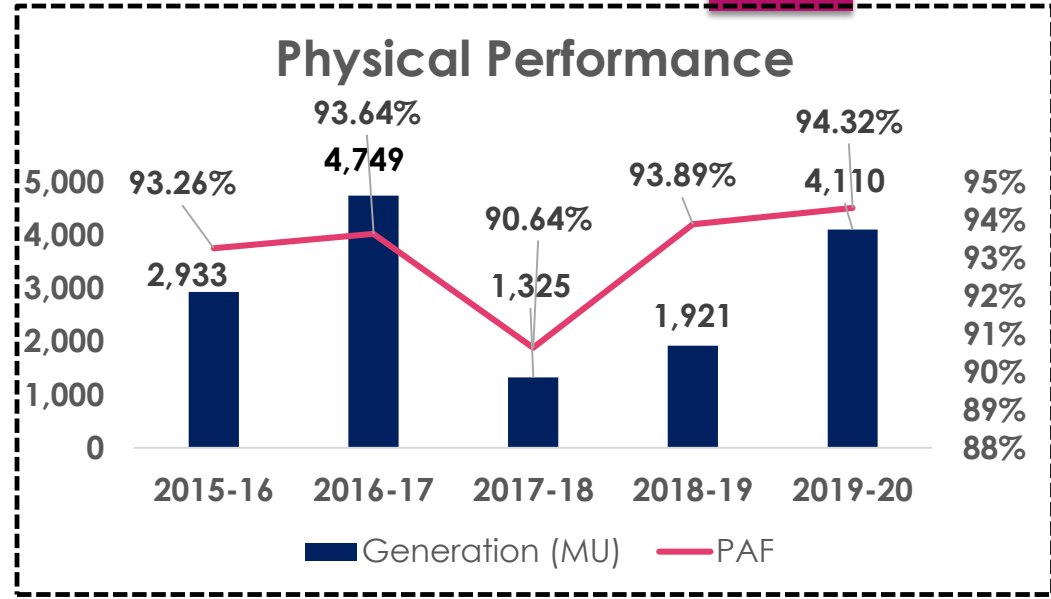
PAF : 94.32% (FY'20), 93.89% (FY19)

Revenue from operations : Rs. 1273 Crs. (FY'20), 805 Crs (FY'19)

PAT : 920 Crs. (FY20), 491 Crs. (FY19)

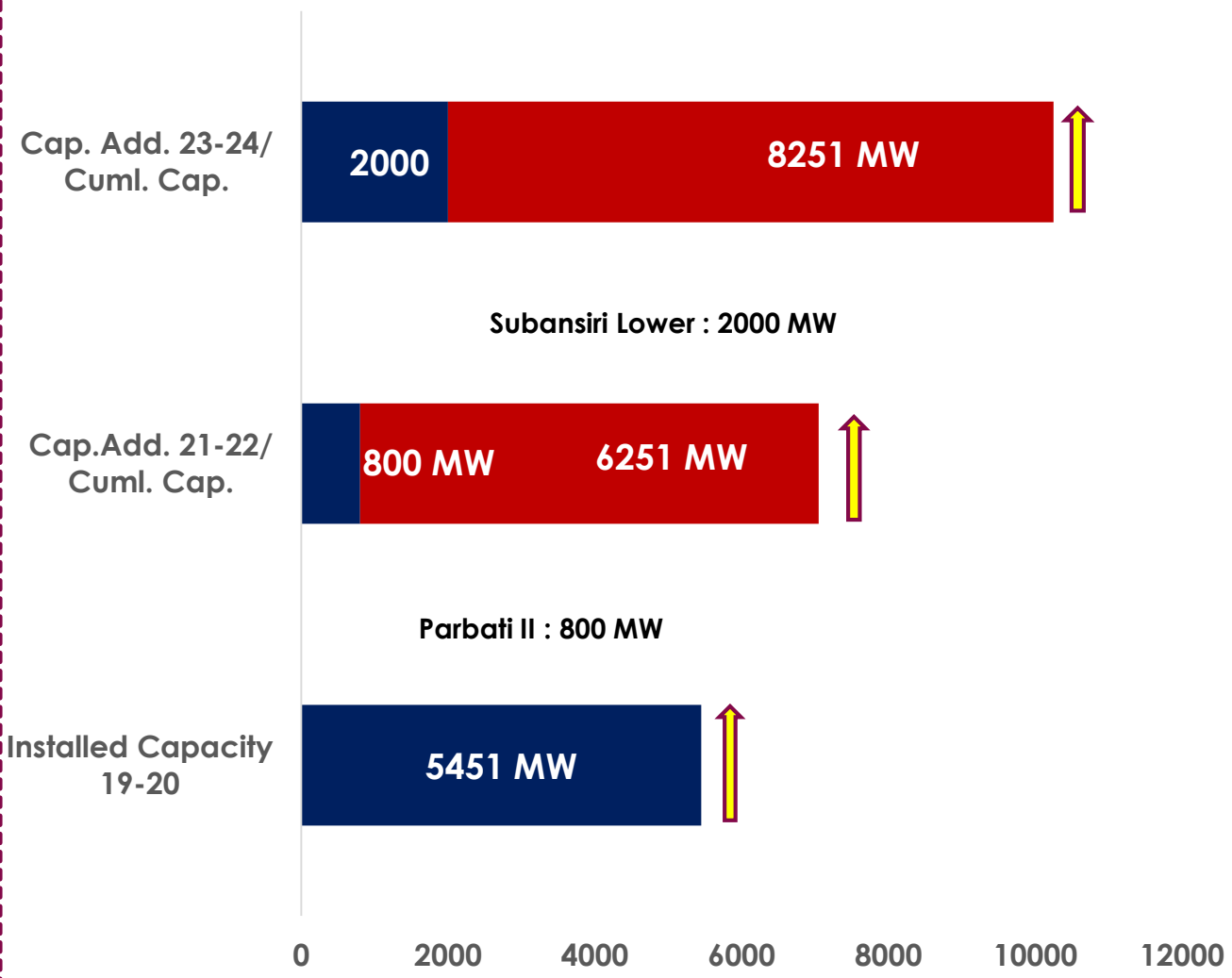
PAF Incentive : Rs. 32 Crs. (FY 20), Rs. 38 Crs. (FY 19)

Secondary Energy : Rs. 236 Crs. (FY 20), Rs. Nil Crs (FY 19)

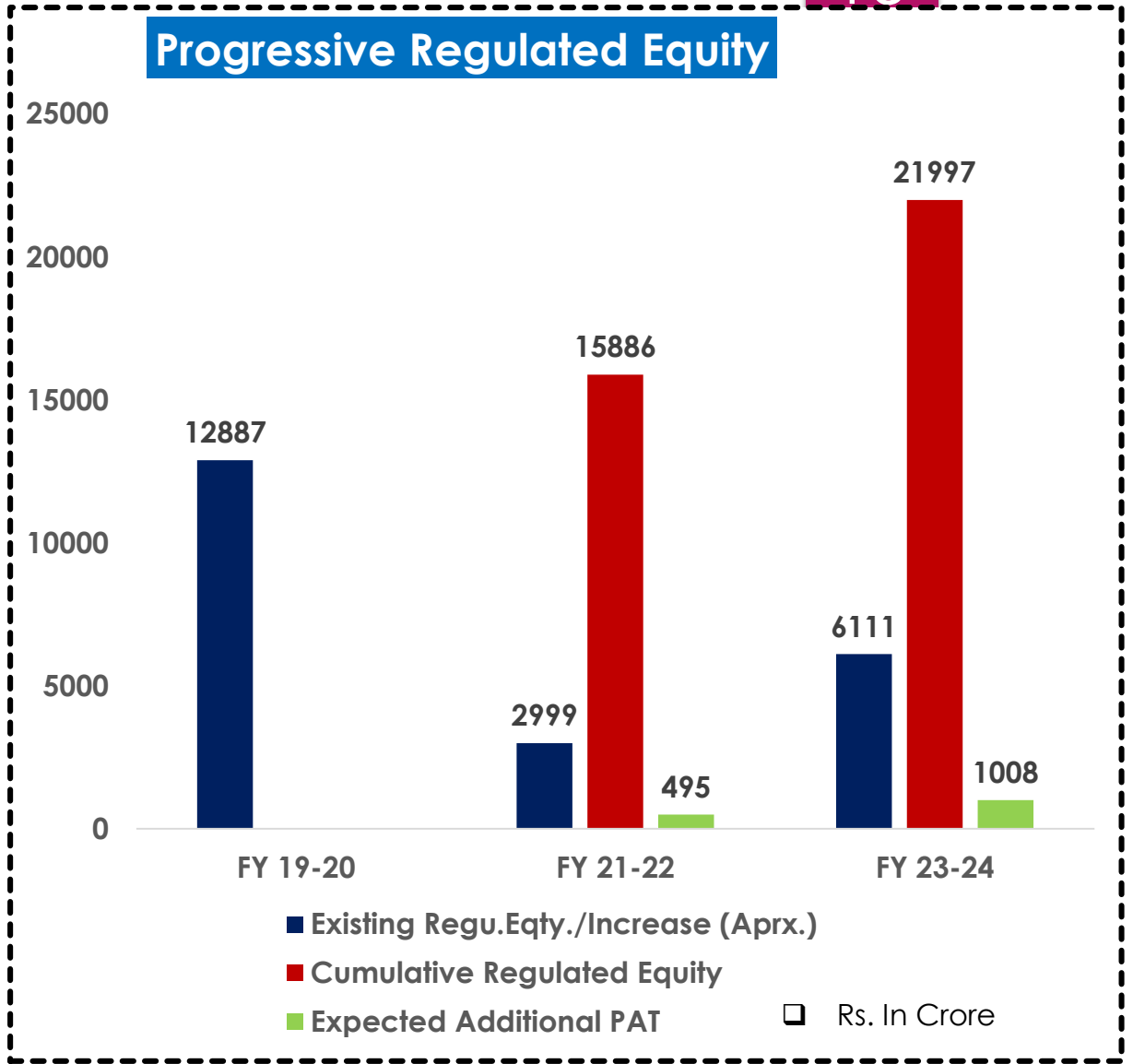


NHPC – Capacity Addition & Regulated Equity (Hydro)

Progressive Capacity Addition



Progressive Regulated Equity



Power Station with highest generation during FY'20 : Salal (4010 MU, Annual D.E-3082 MU)





F.Y	Amount (Rs. In Crore)	Remarks
2014-15	2615	(Actual)
2015-16	2793	(Actual)
2016-17	2438	(Actual)
2017-18	2722	(Actual)
2018-19	2213	(Actual)
2019-20	4155	(Actual)
2020-21	5256	(BE)



- ❖ After clearance of Subansiri Lower Project by Hon'ble NGT vide its order dated 31.07.2019, active construction work at the project has resumed w.e.f. 15.10.2019.
- ❖ NHPC completed the formalities for the takeover of 500 MW Teesta VI HEP by submitting resolution plan consideration of Rs. 897.50 crore to the account of Lanco Teesta Hydro Power Limited. Lanco Teesta Hydro Power Limited is now a wholly owned subsidiary of NHPC Limited.
- ❖ Forest Clearance stage-II approval has been granted for diversion of 4577.84 Ha in favour of NHPC Ltd. by MoEF & CC, Govt. of India on 12.03.2020. Earlier Investment expenditure of Rs. 1600 crore in respect of Dibang Multipurpose Project (2880 MW) was CCEA for pre-investment activities of the project on August 02, 2019. Also an MoU has been signed with Cement Corporation of India Limited (CCI) for exploring possibilities for cement requirement for 2880 MW Dibang Multipurpose Project on 11th March 2020.
- ❖ Investment sanction in r/o 624 MW Kiru H. E. Project (being executed in JV mode with CVPPL) received from Govt. of India with estimated cost of Rs.4288 crore.
- ❖ MOU with JKPDD (J&K Power Development Department) and JKSPDC (J&K State Power Development Corporation) have already been signed for execution of Ratle HE Project (850 MW) and proposal for investment approval submitted to MOP with estimated cost of Rs. 5282 crore.
- ❖ MoU with Govt. of Himachal Pradesh for execution of 449 MW Dugar H.E. Project located in Chamba District.
- ❖ NHPC has emerged as the successful bidder for Jal Power Corporation's Rangit project (120MW) in Sikkim with a bid of Rs 165 crore. Resolution Professional filed CoC approved Resolution plan of NHPC on 28.01.2020 in Hon'ble NCLT Hyderabad.

Other Business Initiative

☐ Solar Energy



Clean Power For EVERY HOME

Solar Power

19

32 MW Solar Power Project in Jalaun, Uttar Pradesh

- JVC of NHPC Ltd. & UPNEDA namely 'Bundelkhand Saur Urja Limited' formed on 02.02.2015
- Share of NHPC & UPNEDA : $\geq 74 : \leq 26$

Current Status: Signing of PPA under Progress. 63.491 Ha land got transferred from UPNEDA and Mutation of the land in favour of BSUL finalised. Allocation of additional land being considered by UPNEDA to seal up the project to conceive a Techno – Commercial proposition.

50 MW Floating Solar Project, Kerala

- NHPC is in process of development of Floating Solar Power project in West Kallada, Kerala.
- KSEB conveyed its in-principle consent go ahead for implementation of 50MW Floating Solar in West Kallada, Kerala.

Current Status: Tender document under preparation for inviting EPC bid for entire 50 MW capacity.

140 MW Solar Park in Odisha

- MNRE has conveyed in-principle approval for setting up of two solar park in Odisha by NHPC.
- 40 MW shall be developed in 1st Phase at the identified land in Ganjam District and additional 100 MW shall be developed in 2nd Phase at the identified land in Deogarh District
- Approval of State Technical Committee (STC) for 40 MW & Additional 100 MW have been conveyed by M/s Green Energy Development Corporation of Odisha Ltd (GEDCOL).
- Revised Connectivity approval for Line in Line Out (LILO) with nearby 220KV Trunk Line for 40 MW project given by OPTCL.

Current Status : Actions initiated for retendering of 40 MW solar Power Project. Route survey for 100MW under progress by OPTCL.

50 MW Solar Power Projects, Tamilnadu

- Two projects of 25 MW each has been planned to be set up in Tamilnadu.
- Private Land has been identified in Thenkarai Vayali & Kamuthi and acquisition of said land on lease basis is under consideration.
- Cost estimate for the project has been approved and Technical sanction accorded.
- Discussions underway with NLC for PPA.
- For assessing project viability/discovered tariff, further process for invitation of bids for EPC Contract through floating of tender is in progress.

Current Status: Tender document under preparation for inviting EPC bid.

1000 MW Floating Solar Power Projects under UMREPP Scheme of MNRE

- NHPC has been allotted the States of Telangana, Odisha and J&K for development of Ultra Mega Renewable Energy Power Parks (UMREPPs).
- Odisha:** 500 MW Floating Solar Projects in various reservoirs of Odisha has been proposed to be set up by NHPC under JV Mode with State Nodal Agency, GEDCOL. MoU to be signed between NHPC and GEDCOL has been approved by Govt. of Odisha. Signing of MoU has been postponed due to COVID restrictions, date of signing to be firmed up subsequently.
- Telangana:** 500 MW Floating Solar Project in reservoir of Midmanair Dam has been proposed to be set up by NHPC under JV Mode with State Nodal Agency, TSREDCO. Draft MoU between NHPC and TSREDCO is under approval with Govt. of Telangana. Process is presently held up due to COVID crisis.

Current Status: Signing of MoU with Odisha and approval of MoU with Telangana presently held up due to COVID crisis.

NHPC Projects At A Glance



NHPC-Energising India With Hydropower

S. No	NHPC Project & State/UT	Installed Capacity (MW)	Design Energy (MU)	Year of comm.	Capital Cost as on 31.03.20	Tariff (18-19) (Rs. /Kwh)*	Type of the project
1	Baira Siul (3x60) Himachal Pradesh	180	779.28	1981 (Sep)	204.86	2.04	Run of River (ROR) with small pondage
2	Loktak, (3*35) Manipur	105	448.00	1983 (May)	195.35	3.86	Storage
3	Salal, (6x115) Jammu & Kashmir	690	3082.00	1987 (Nov)	1050.10	2.35	ROR
4	Tanakpur, (3x40) Uttarakhand	94	452.19	1992 (Apr)	421.33	3.30	ROR
5	Chamera-I, (3x180) Himachal Pradesh	540	1664.55	1994 (Apr)	2091.88	2.28	Storage
6	Uri-I, (4x120) Jammu & Kashmir	480	2587.38	1997 (Apr)	3442.46	2.11	ROR
7	Rangit, (3*20) Sikkim	60	338.61	2000 (Feb)	504.94	3.81	ROR with small pondage
8	Chamera-II, (3*100) Himachal Pradesh	300	1499.89	2004 (Feb)	2018.64	2.01	ROR with small pondage
9	Dhauliganga-I, (4x70) Uttarakhand	280	1134.69	2005 (Oct)	1769.07	2.43	ROR with small pondage.
10	Dulhasti, (3x130) Jammu & Kashmir	390	1906.8	2007 (Mar)	5242.86	5.99	ROR with small pondage

NHPC – Projects in Operation... contd.

S.No.	NHPC Project	Installed Capacity (MW)	Design Energy (MU)	Year of Comm.	Capital Cost as on 31.03.20	Tariff (18-19) (Rs. /Kwh)*	Type of the project
11	Teesta-V, (3x170) Sikkim	510	2572.70	2008 (Mar)	2796.72	2.33	ROR with small pondage
12	Sewa-II, (3x40) Jammu & Kashmir	120	533.53	2010 (Jun)	1152.71	5.48	ROR with small pondage
13	Chamera-III , (3x77) Himachal Pradesh	231	1108.17	2012 (Jun)	2133.01	3.94	ROR with small pondage
14	Chutak , (4x11) Jammu & Kashmir	44	212.93	2013 (Jan)	937.39	8.50	ROR
15	TLDP-III, (4x33) West Bengal	132	594.07	2013 (Mar)	1931.49	5.91	ROR with small pondage
16	Nimoo Bazgo, (3x15) Jammu & Kashmir	45	239.33	2013 (Jan)	1071.98	9.88	ROR with small pondage
17	Uri –II, (4x60) Jammu & Kashmir	240	1123.77	2014 (Feb)	2331.40	5.13	ROR
18	Parbati-III (4x130) Himachal Pradesh	520	1963.29	2014 (May)	2722.05	3.08	ROR with small pondage
19	TLDP IV (4x40), West Bengal	160	720.00	2016 (Aug)	1822.95	2.89	Run of River with small pondage
20	Kishanganga (3x110) Jammu & Kashmir	330	1712.96	2018 (Mar)	5755.00	4.08	Run of River with Pondage
	Total-A	5451	24674.14		39596.19	3.35	* Tariff for 2019-20 yet to be notified.

Renewable Energy

24

S.No	Project	Installed Capacity (MW)	Design Energy (MU)	Year of Comm.	Capital Cost as on 31.03.2020	Tariff 19-20 (Rs./unit)	Place of Project
1	Wind Power	50	94.25	2016	330.40	3.67	Lakhmana, Jaisalmer
2	Solar Power	50	105.96	2018	290.59	4.41	Theni/Dindigul District, Tamilnadu
	Total-B	100	200.21		620.99		
	Sub Total Stand-alone(A+B)	5551	24874.35		40217.18	3.36	

Operational Projects with Subsidiary

S.No	Project	Installed Capacity (MW)	Design Energy (MU)	Year of Comm.	Capital Cost	Tariff 18-19 (Rs./Kwh)*	Type of the project
1	Indrasagar, (8x125) Madhya Pradesh	1000	1442.70	2005	4818.26	3.71	Storage
2	Omkareshwar, (8x65) Madhya Pradesh	520	677.47	2007	3110.49	5.96	Storage
	Total-C	1520	2120.17		7928.75		* Tariff for 2019-20 yet to be notified.
	Grand Total-D:(A+B+C)	7071	26994.52				

NHPC: Projects Under Construction

NHPC Project	Installed Capacity (MW)	Design Energy (MU)	Type of the project	CCEA Estimated Cost (Rs. Crore) (Price Level)	Anticipated Project Cost (Rs. Crore)	Provisional Project Expenditure till – Mar'20 (Rs. Crore)	Expected Commissioning Schedule
Subansiri Lower (250X8) Assam/ Ar. Pradesh	2000	7421	Reservoir	6285.33 (Dec02)	20368.90 (Jan'20)	12157.04	FY 23-24 (Q-2)
Parbati II (200x4) Himachal Pradesh	800	3108.66	Run of River with small pondage	3919.59 (Dec01)	9997.11 (Apr'19)	7876.76	FY 21-22 (Q-3)
Total (A)	2800	10529.66		10204.92	30366.01	20033.80	

Project Under Construction-Subsidiary

S.No	Projects	Installed Capacity (MW)	Design Energy (MUs)	Cost (In Cr.) & PL	Status
1	Lanco Teesta Hydro Power Limited (wholly owned subsidiary of NHPC Ltd.)				
i)	Teesta VI (4x125) Sikkim	500	2400	5748 (July'18)	<ul style="list-style-type: none"> CCEA in its meeting held on 07.03.2019 had given its approval for investment sanction for acquisition of M/s Lanco Teesta Power Limited and execution of balance works of the project. M/s LTHPL has been acquired by NHPC on 09.10.2019 & Board started functioning. Major civil works awarded and tendering of all other works are in process.
TOTAL (B)		500	2400	5748	

Project Under Construction-JV						
S.No	Projects	Installed Capacity (MW)	Design Energy (MUs)	Cost (In Cr.) & PL	Expected Commissioning Schedule	Status
1	Chenab valley Power Projects Ltd. (JV between NHPC (49%) JKSPDC (49%), & PTC (2%))					
ij)	Pakal Dul (4x250) J&K	1000	3330.18	8112 (Mar 13)	FY 24-25 (Q-3)	Construction work for all packages are under progress except HRT-TBM Package for which the bidding process are under progress.
ii)	Kiru (4x156) J&K	624	2272.02	4288 (July18)	FY 24-25 (Q-2)	Investment approval for construction of the project is available. LOA's for all the three packages has been issued on 24.02.2020. The process of signing of Contract Agreement as well as start of works has been delayed due to lockdown as per the Govt. of India Order dated 23.03.2020
TOTAL (C)		1624	5602.20	12400		
Grand Total (A+B+C)		4924	18531.86			

NHPC Standalone Projects Under Clearance

S.No.	Projects	Installed Capacity (MW)	Design Energy (MUs)	Cost (In Crore) & PL	Status
1	Kotli BheI-IA (3x65) (Uttarakhand)	195	1025.50	2321 (Mar 19)	PIB had recommended the project for investment subject to clearance from Hon'ble SC for Uttarakhand Projects. Decision of Hon'ble SC is awaited.
2	Teesta-IV (4x130) (Sikkim)	520	2373	5482 (Nov 19)	All statutory clearances received except forest clearance (stage-II). FRA Compliance is underway. CCEA Approval for pre-investment activities is available and PIB memo for implementation of project submitted to MoP. Cost Estimate at Nov, 2019 PL is under examination at CEA.
3	Dibang (12x240) (Ar. Pradesh)	2880	11223	30977 (Oct 19)	Concurrence to Project, Environment Clearance, Forest Clearance (Stage-I) and FRA clearance available. CCEA approval for Rs. 1600 crore to incur expenditure on pre-investment activities & balance clearances of the project accorded. FC (St-II) accorded on 12.03.2020. Cost estimate vetted by CEA on 22.05.2020. Draft PIB memo for implementation of project submitted to MOP on 29.05.2020.
4	Tawang -I (3x200) (Ar. Pradesh)	600	2963	5342 (Mar 19)	All statutory Clearances have been received except Forest clearance. FRA compliance is underway and Basin Study Report has been submitted and accepted. After receipt of Forest Clearance (Stage-I), the process for PIB / CCEA shall be initiated. Approval of Pre-investment activities is available.
5	Tawang -II (4x200) (Ar. Pradesh)	800	3622	6769 (Mar 19)	All statutory clearances received except forest clearance (stage-II). FRA Compliance is underway. Approval of pre-investment activities is available.
Total		4995	21206.50	50891	

NHPC –JV Projects Under Clearance

Projects Under JV

S.No	Projects	Installed Capacity (MW)	Design Energy (MUs)	Cost (In Cr.) & PL	Status
1	Kwar (4x135) J&K (JV between NHPC (49%) JKSPDC (49%), & PTC (2%))	540	1975.54	4948 (July18)	All clearances are available. Consent from Govt. of J&K for waiver of 12% free power & water usage charges is awaited for processing of PIB by MoP. Tendering is in process.
2	Rattle H. E. Project(J&K)	850	3136.80	5282 (Nov 18)	<ul style="list-style-type: none"> A MoU has been exchanged among NHPC Limited, Jammu & Kashmir State Power Development Department (JKPDD) and J&K State Power Development Corporation (JKSPDC) for execution of 850 MW Rattle Hydroelectric Project (Jammu & Kashmir) in the august presence of Prime Minister of India on 3rd Feb 2019. PIB meeting held on 09.03.2020. After detailed deliberation, PIB recommended that Govt. of J&K should be taken on Board on all issues and modalities of the JV. Agreement between MOP and Govt. Of J&K with full financial closure is necessary before the proposal is considered for approval. Tendering for execution of Rattle H.E. Project through EPC mode is in progress.
TOTAL		1390	5112.34	10230	
1	Chamkharchhu (Bhutan)	770	3344.47	6187 (Dec 16)	<ul style="list-style-type: none"> Project to be developed by JVC of NHPC and DRUKGreen Power Corporation, Bhutan. Joint venture Agreement cum Share Holder's Agreement of proposed JV Company is ready for signing. SHA & AOI shall be signed after finalisation of concession agreement with RGoB & CCEA approval of Gol. Revised draft material for PIB Memorandum submitted to MoP on 23.06.2017 & PIB memo circulated by MoP on 08.09.2017. Reply to all observations of various agencies stand submitted.
JV Grand Total		2160	8456.81	16417	

Projects Under Subsidiary

S.No	Projects	Installed Capacity (MW)	Design Energy (MUs)	Cost (In Cr.) & PL	Status
1	Loktak D/S (2x33) Manipur (JV between NHPC (74%) & Govt. of Manipur (26%))	66	333.76	1392 (Dec18)	<ul style="list-style-type: none"> All statutory clearances of project except CCEA are available. Tendering of all major works is in process. Different tariff models have been explored to get the actual status of commercial viability of project & submitted to MoP.
TOTAL		66	333.76	1392	

S. No.	Projects	State	Installed Capacity (MW)
Projects Under FR/DPR Preparation			
1	Bursar*	Jammu & Kashmir	800
	Total		800

*DPR submitted to CEA on 06.01.2017 & the same is under examination at CEA/CWC.



Thank
You

