



SEC/48/2017-63

August 19, 2025

The Manager Compliance Department BSE Limited Phiroze Jeejeebhoy Tower Dalal Street Mumbai – 400 001	The Manager Compliance Department The National Stock Exchange of India Ltd. Exchange Plaza Bandra – Kurla Complex, Bandra (East) Mumbai – 400 051
Scrip Code/Symbol: 540678/COCHINSHIP	

Dear Sir/ Madam,

Subject: Investor Presentation – Q1 FY26 Financial Results and Highlights



1. Please refer our communication dated August 13, 2025 with respect to the investor/analyst conference call scheduled today at 03.30 PM to discuss the Company's financial results for the quarter ended June 30, 2025. The Presentation in this regard is attached herewith.
2. This is for the purpose of dissemination of information widely to the members.

Thanking You,

For Cochin Shipyard Limited



Cochin Shipyard Limited



आत्मनिर्भर
भारत अभियान

Investor Presentation – Q1 FY26

A close-up photograph of a lit sparkler, with numerous bright orange and yellow sparks radiating outwards against a dark, blurred background. The sparks are in various stages of descent, creating a dynamic and festive visual.

Contents

- Important Operational Events – Q1 FY26 Till Date
- Infrastructure Augmentation
- Financial Overview
- Order Book Position

A background image of a dark night sky with numerous bright, golden sparks from a sparkler. The sparks are of varying lengths and brightness, creating a dynamic and celebratory atmosphere. A solid blue rectangular box is overlaid on the left side of the image, containing white text.

IMPORTANT OPERATIONAL EVENTS – Q1 FY26 TILL DATE

Highlights – Vessels Delivered & New Shipbuilding Orders Received

- April 2025: Delivered the 19th vessel out of the total order for 23 nos. of Electric Hybrid 100 Pax Water Metro boat, to Kochi Metro.
- April 2025: Udupi-CSL delivered the first dry cargo vessel to a European client.

Deliveries

Orders received

- June 2025: CSL received an order for construction of two Tugs of 70 T Bollard Pull Power from Polestar Maritime Limited.
- June 2025: Hooghly-CSL received order for construction of one Luxury River Cruise vessel from Heritage River Journeys Private Limited.

Highlights – MoU Signed

01

Drydocks World, UAE

- Explore joint development of world-class **ship repair clusters** at **Kochi** and **Vadinar**;
- Signed at **Dubai-India Economic Ties** event in **Mumbai**;
- In the presence of **H.H. Sheikh Hamdan bin Mohammed Rashid Al Maktoum, Crown Prince of Dubai, Deputy PM & Defence Minister of UAE** and **Shri Piyush Goyal, Hon'ble Union Minister of Commerce & Industry**

02

HD KSOE, South Korea

- Joint exploration of **new building opportunities** in India and abroad;
- Sharing of technical expertise to **scale up the global standards in shipbuilding**;
- Identification of initiatives to **enhance productivity and capacity utilization**;
- Joint efforts to up-skill and **strengthen workforce**; and
- Exploration of **potential collaboration in other shipbuilding-related projects**.

A close-up photograph of a lit sparkler, with numerous bright orange and yellow sparks radiating outwards against a dark, blurred background. The sparks are in various stages of motion, creating a dynamic and festive visual.

INFRASTRUCTURE AUGMENTATION

CAPEX Completed

Rs.1800 Crs



New Large Drydock 310 Mtr – with 600T crane

Rs.970 Crs



International Ship Repair Facility – with 6000 T Shiplift

- Capable of Building and Repairing Large Vessels
- SuexMax/ Capesize and Aircraft Carriers
- Can doc Jack-up Rigs



Both Inaugurated in Jan 2024 by Hon'ble PM

- Capable of Repairing Ships upto 130m length
- Naval, Offshore and Coastal Vessels
- 82 Ships per Year

New Dry Dock – Recent Snapshots



International Ship Repair Facility (ISRF) – Recent Snapshots



A background image of a dark night sky with bright, golden sparks from a sparkler. The sparks are long, thin lines of light radiating from a central point, creating a festive and celebratory atmosphere. A large, solid blue rectangle is overlaid on the left side of the image, containing the text.

FINANCIAL OVERVIEW

FINANCIAL HIGHLIGHTS

Rs. Crs.

Particulars	Standalone					Consolidated	
	FY 26 Q1	FY 25 Q1	QoQ %	FY 25 Q4	FY 25	FY 26 Q1	FY 25
Turnover (Rs Crs)	977.42	709.84	38%	1,651.13	4,527.84	1,068.59	4,819.96
Profit Before Tax (Rs Crs)	248.65	242.15	3%	376.34	1,133.85	249.54	1,125.17
Profit After Tax (Rs Crs)	187.86	180.85	4%	284.70	842.91	187.83	827.33
EPS (Rs)	7.14	6.87	4%	10.82	32.04	7.14	31.45
PAT Margins (%)	19%	25%	-25%	17%	19%	18%	17%
EBIDTA	288.43	262.51	10%	408.93	1,253.94	295.69	1,266.92
*EBITDA (%)	30%	37%	-20%	25%	28%	28%	26%

*Including other income

REVENUE MIX

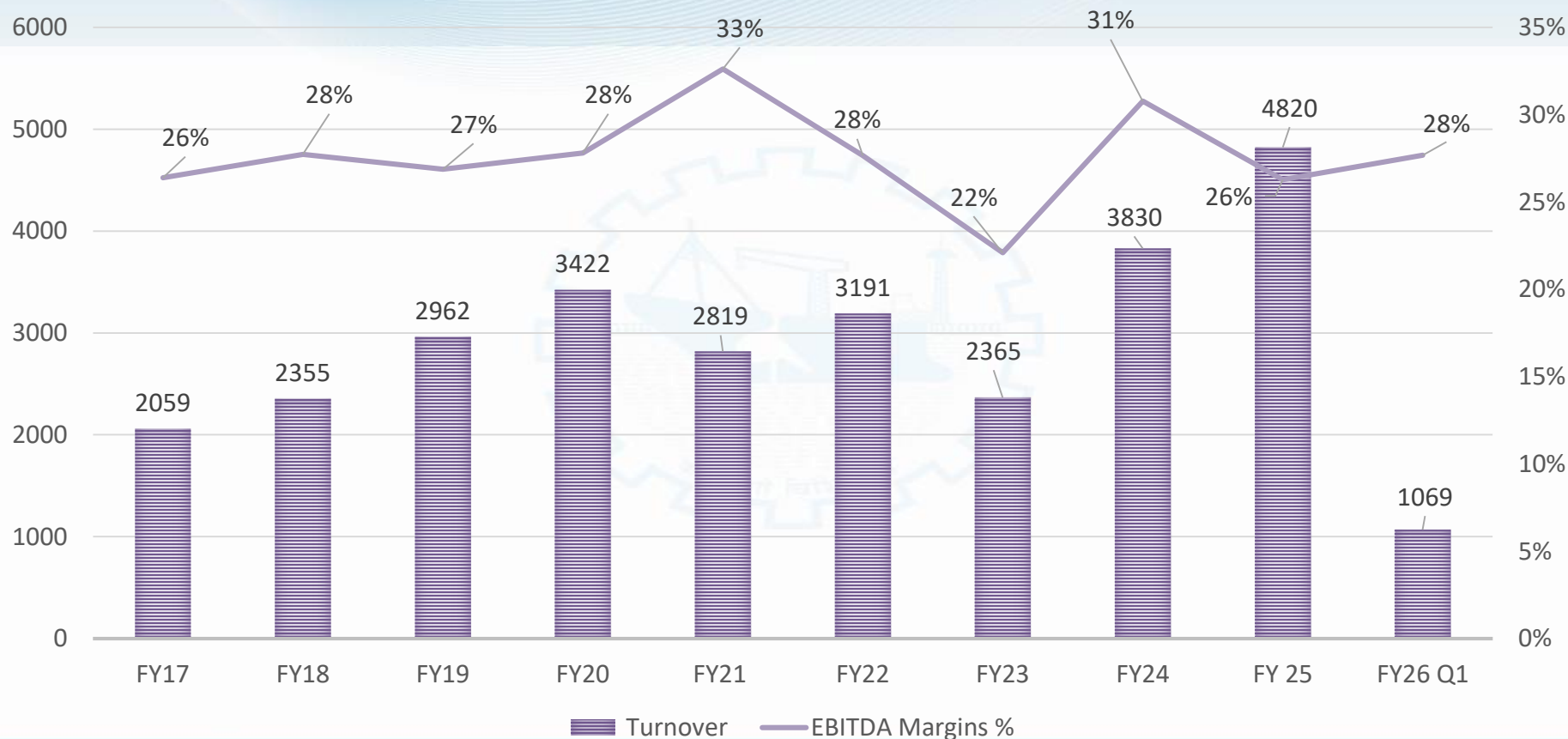
Rs. Crs.

Particulars	Standalone					Consolidated	
	FY 26 Q1	FY 25 Q1	QoQ %	FY 25 Q4	FY 25	FY 26 Q1	FY 25
Shipbuilding	347.80	465.07	-25%	814.72	2,663.27	438.97	2,955.39
Ship Repair	629.62	244.78	157%	836.41	1,864.57	629.62	1,864.57
Turnover	977.42	709.84	38%	1,651.13	4,527.84	1,068.59	4,819.96
Other Income	54.79	80.14	-32%	155.52	380.45	54.33	389.07
Total Income	1,032.21	789.99	31%	1,806.66	4,908.29	1,122.92	5,209.02

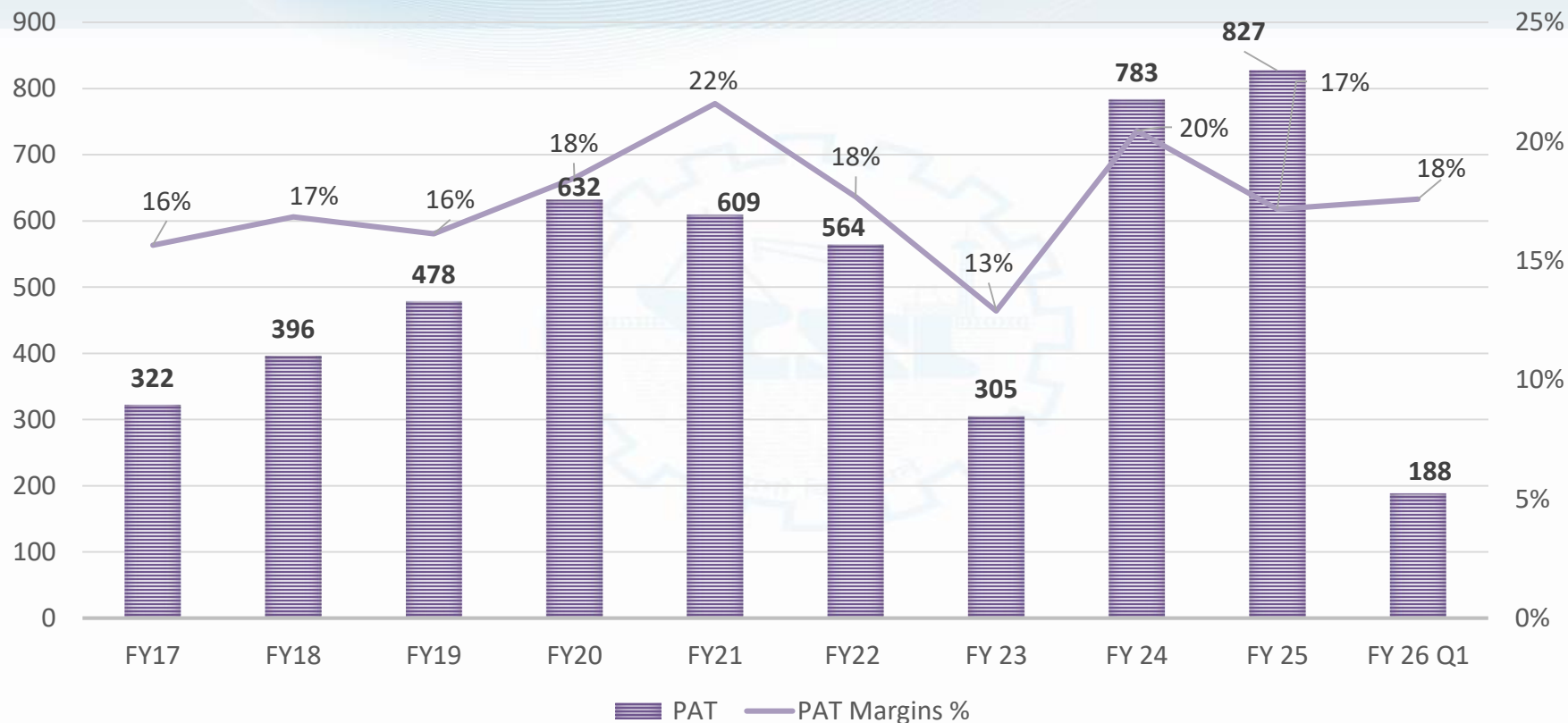
KEY FINANCIAL PARAMETERS

Particulars	Standalone		Consolidated	
	FY 26 Q1	FY 25	FY 26 Q1	FY 25
Net worth (Rs. Crs.)	5740.84	5610.65	5671.80	5579.26
Book value / share (Rs.)	218.22	213.27	215.59	212.07
Net Debt (Rs. Crs.)	85.52	23.02	152.85	69.01

TURNOVER (Rs. Crs.) & EBITDA MARGINS(%) [Consolidated]

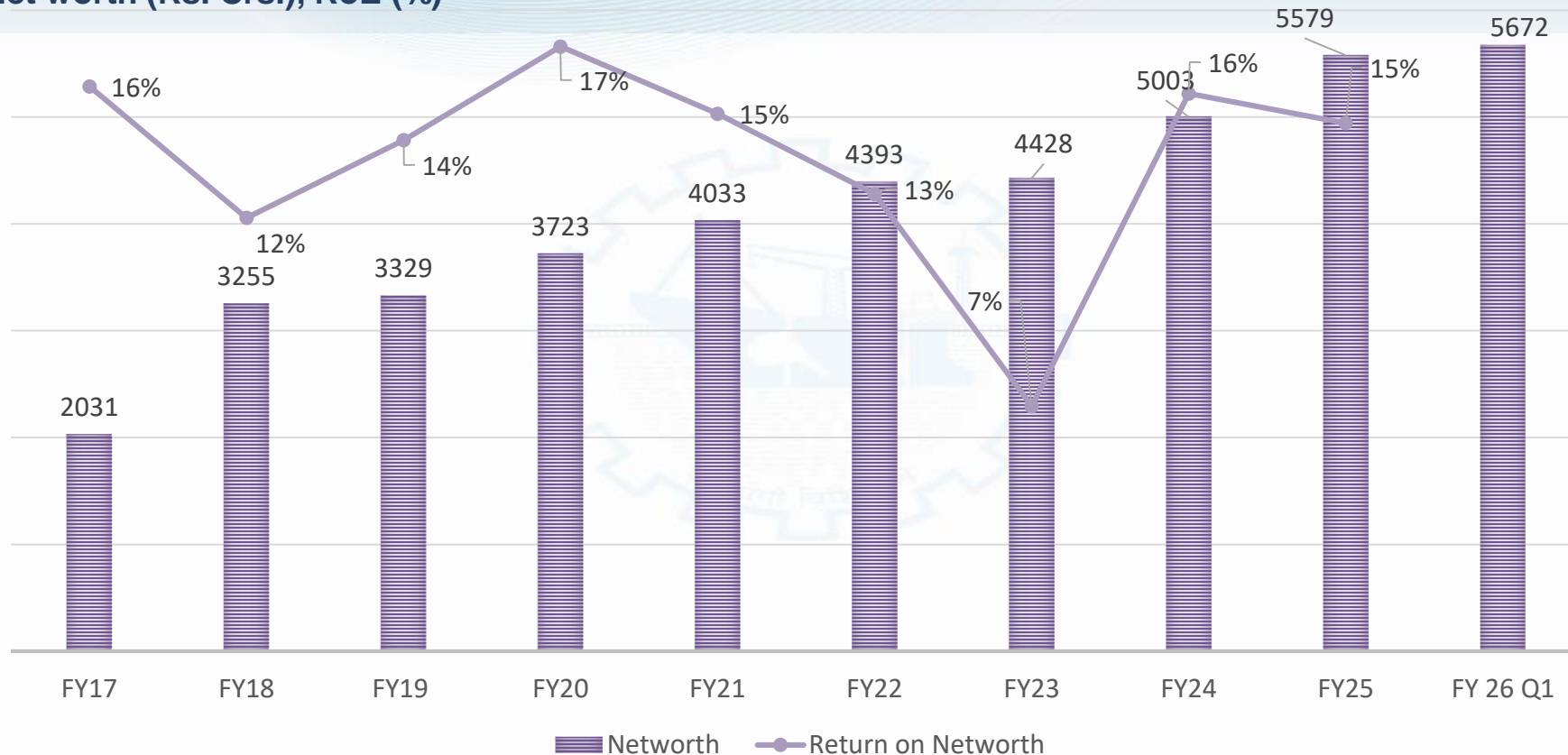


PROFIT AFTER TAX (Rs. Crs.) & PAT MARGINS (%) [Consolidated]



RETURN EFFICIENCIES [Consolidated]

Net worth (Rs. Crs.), RoE (%)



A background image of a dark night sky with bright, golden sparks from a sparkler. The sparks are streaks of light radiating from a central point, creating a festive and dynamic atmosphere. A large, solid blue rectangle is overlaid on the left side of the image, containing the text.

ORDER BOOK POSITION

Order Book Position – Rs. 21,100 Crs. (Approx.)

{ Healthy – Clear Visibility on Revenue }

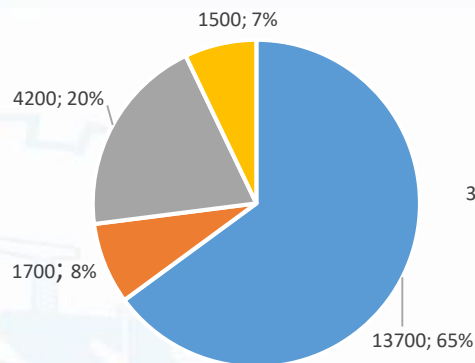
(Rs. Crore)

Sl. No.	Project Category	No. of Vessels	Order Value*
1.	Defence	14	13,700
2.	Commercial - Domestic	34	1,700
3.	Commercial - Export	27	4,200
TOTAL		75	19,600

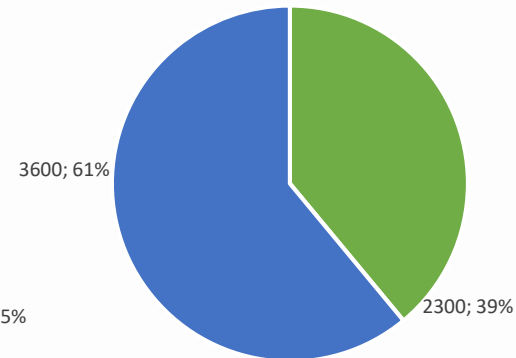
Ship Repair Orders – Rs. 1,500 Crs. (Approx.)

*The order value given in the above tables is the balance amount of orders to be recognised.

Total Order Book Position



Green compliment Commercial Segment



■ Defence
 ■ Commercial - Domestic
 ■ Green Vessels
 ■ Conventional Vessels
 ■ Commercial - Export
 ■ Ship Repair

Order Book Execution Status

Design & Engg. Stage

25

Hull Fabrication Stage

37

Advanced Stage

13

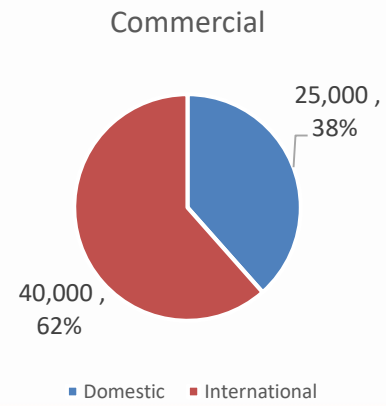
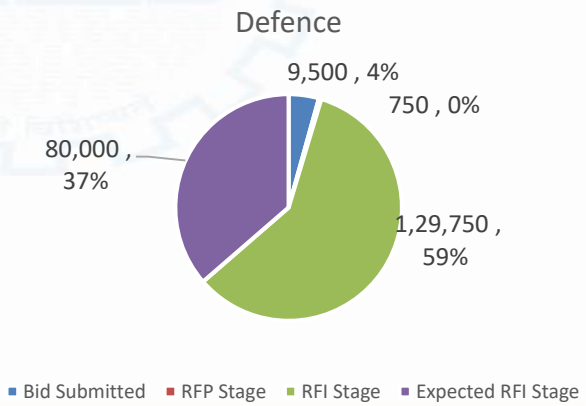
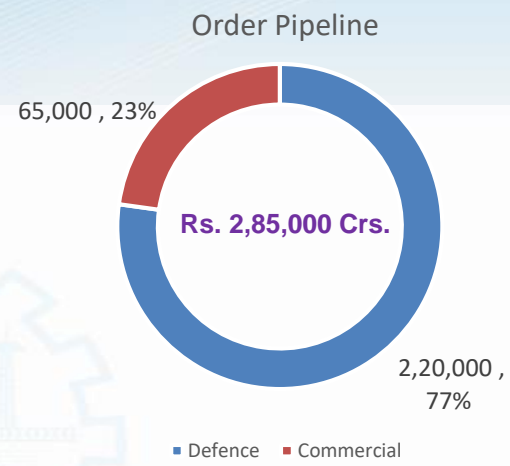
Shipbuilding Order Pipeline – Rs. 2,85,000 Crs. (Approx.)

Defence

Sl. No.	Stage	Approx. Order Value (Rs. Crs.)
1.	Bid Submitted	9,500
2.	RFP Stage	750
3.	RFI Stage	1,29,750
4.	Expected RFI Stage	80,000
	Total	2,20,000

Commercial

Sl. No.	Project	Approx. Order Value (Rs. Crs.)
1.	Domestic	25,000
2.	International	40,000
	Total	65,000





THANK YOU