

Industrial Growth Center, Siltara
Raipur (CG) 493111, India
Tel: +91 771 2216100
Fax : +91 771 2216198/99
PAN No.: AAACR6149L
CIN : L27100MH1973PLC 016617
www.seml.co.in
info@seml.co.in

An ISO 9001, ISO 14001 & ISO 45001
Certified Company



13th February 2023

BSE Ltd
The Department of Corporate Services
Phiroze Jeejeebhoy Towers
Dalal Street – Mumbai 400 001

National Stock Exchange of India Ltd.
Exchange Plaza, Bandra Kurla Complex
Bandra (E), Mumbai – 400051
Fax. No: 022-26598237/38, 022-26598347/48

Security Code No.: 504614

Symbol: **SARDAEN**

Series: **EQ**

Dear Sir,

Sub: **Investor Presentation on the results for the Q3/FY23**

With reference to the captioned subject, pursuant to Regulation 30 (6) read with Part A of Schedule III of SEBI (Listing Obligations and Disclosure Requirements) Regulation 2015, we are enclosing herewith the Investor Presentation on the Q3/FY23 results of our Company.

The said Investor Presentation is also being placed on the website of the Company - www.seml.co.in. The said presentation will also be shared with various Analysts / Investors.

You are requested to take the same on records and disseminate it for the information of the investors. Please acknowledge receipt.

Thanking you,

Yours faithfully,
For Sarada Energy & Minerals Ltd.

Company Secretary

Encl: As above



Sarda Energy and Minerals Limited

'It's Energy and Minerals, Not Only Steel'



Investor Presentation | Q3 & 9MFY23

Safe Harbour Statement

This presentation and the accompanying slides (the “Presentation”), which have been prepared by Sarda Energy & Minerals Ltd (the “Company”) solely for information purposes and do not constitute any offer, recommendation or invitation to purchase or subscribe for any securities and shall not form the basis or be relied on in connection with any contract or binding commitment whatsoever. No offering of securities of the Company will be made except by means of a statutory offering document containing detailed information about the Company.

This Presentation has been prepared by the Company based on information and data which the Company considers reliable, but the Company makes no representation or warranty, express or implied, whatsoever, and no reliance shall be placed on, the truth, accuracy, completeness, fairness and reasonableness of the contents of this Presentation. This Presentation may not be all inclusive and may not contain all the information that you may consider material. Any liability in respect of the contents of, or any omission from, this Presentation is expressly excluded. All product names, logos, and brands are property of their respective owners. All company, product and service names used in this presentation are for identification purposes only. Use of these names, logos, and brands does not imply endorsement.

Certain matters discussed in this Presentation may contain statements regarding the Company’s market opportunity and business prospects that are individually and collectively forward-looking statements. Such forward-looking statements are not guaranteeing of future performance and are subject to known and unknown risks, uncertainties and assumptions that are difficult to predict. These risks and uncertainties include, but are not limited to, the performance of the Indian economy and of the economies of various international markets, the performance of the industry in India and world-wide, competition, the company’s ability to successfully implement its strategy, the Company’s future levels of growth and expansion, technological implementation, changes and advancements, changes in revenue, income or cash flows, the Company’s market preferences and its exposure to market risks, as well as other risks. The Company’s actual results, levels of activity, performance or achievements could differ materially and adversely from results expressed in or implied by this Presentation. The Company assumes no obligation to update any forward-looking information contained in this Presentation. Any forward-looking statements and projections made by third parties included in this Presentation are not adopted by the Company and the Company is not responsible for such third-party statements and projections.

Table of Contents

- 1 **Q3 & 9MFY23 - Key Highlights**
- 2 **SEML – Beyond Steel**
- 3 **Business Segments**
- 4 **Corporate Social Responsibility**
- 5 **Financials**



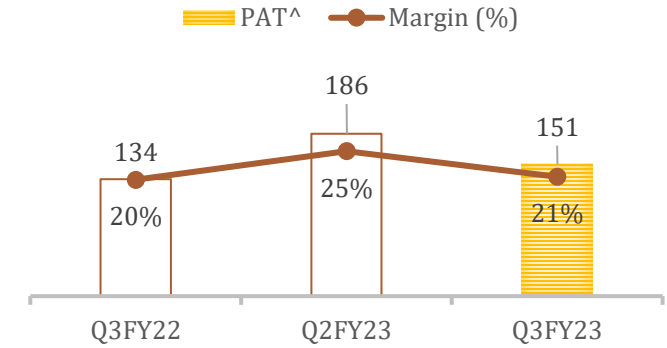
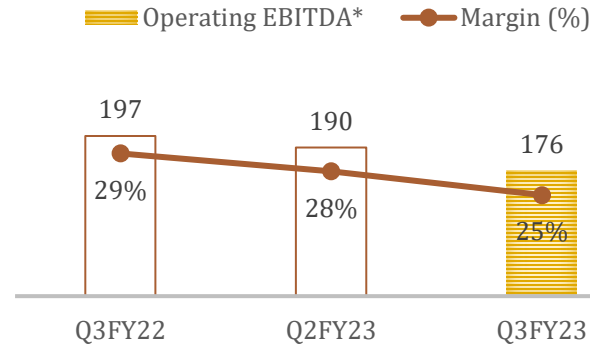
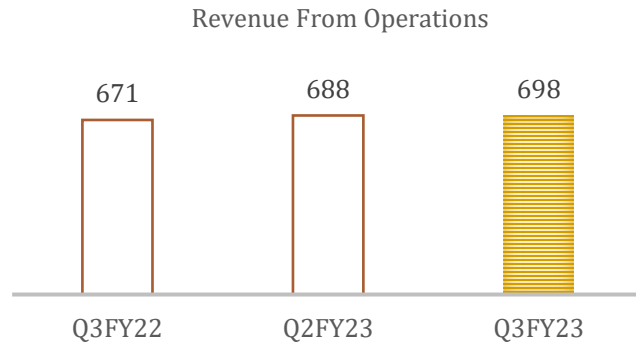


Q3 & 9MFY23 | Key Highlights

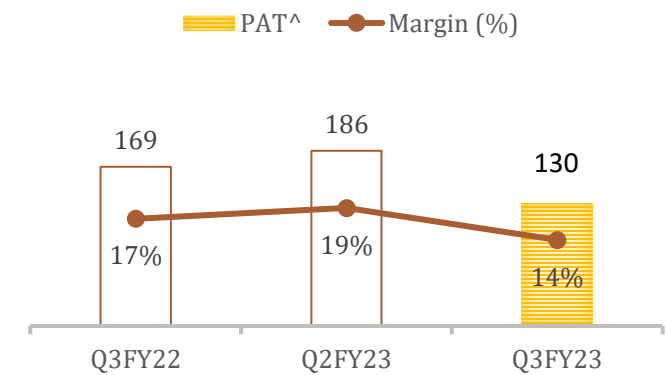
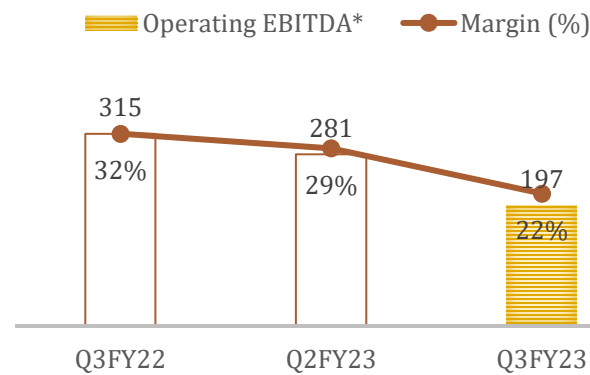
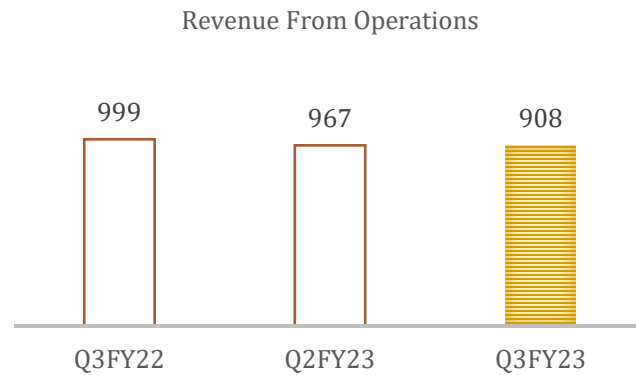
Q3FY23 Performance Highlights



Standalone (INR Cr)



Consolidated (INR Cr)



Note: Both Standalone and Consolidated financials reflect the impact of weak Ferro Alloy market conditions in Q3FY23

*Operating EBITDA excludes Other Income and non-operating gain/loss under Other Expenses; ^PAT includes effect of Mark-to-Market gain/loss on Investment

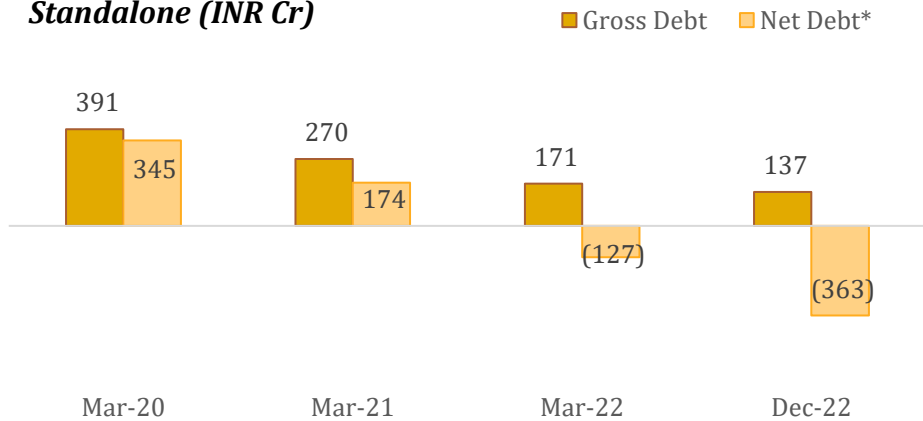


Highest Ever Quarterly production of **Billet, Wire Rod and H.B. Wire**

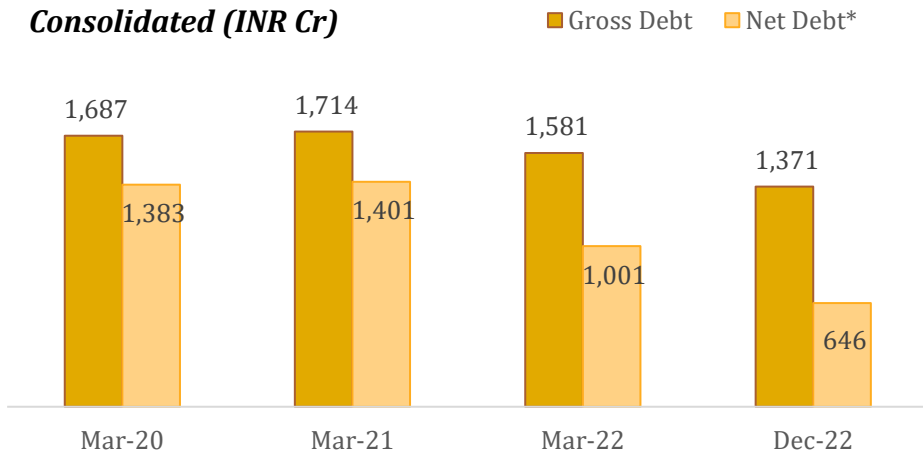
Highest Ever Nine Monthly production & sales of **Iron Ore Pellet**

Improvement in Debt Profile and Credit Rating

Standalone (INR Cr)

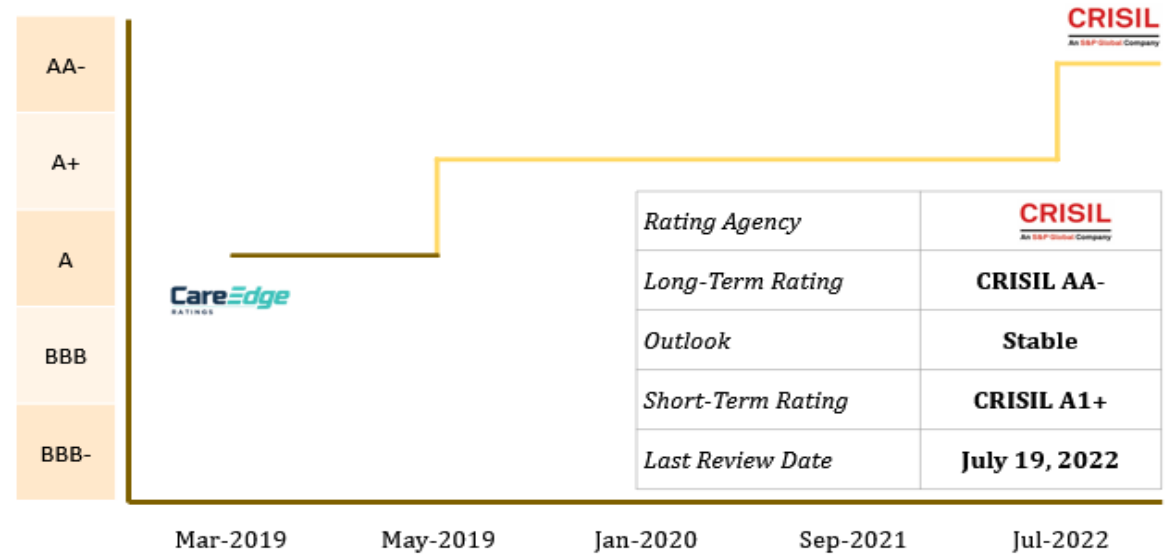


Consolidated (INR Cr)



* Net Debt is calculated as Gross Debt minus Current Investments and Cash & Bank

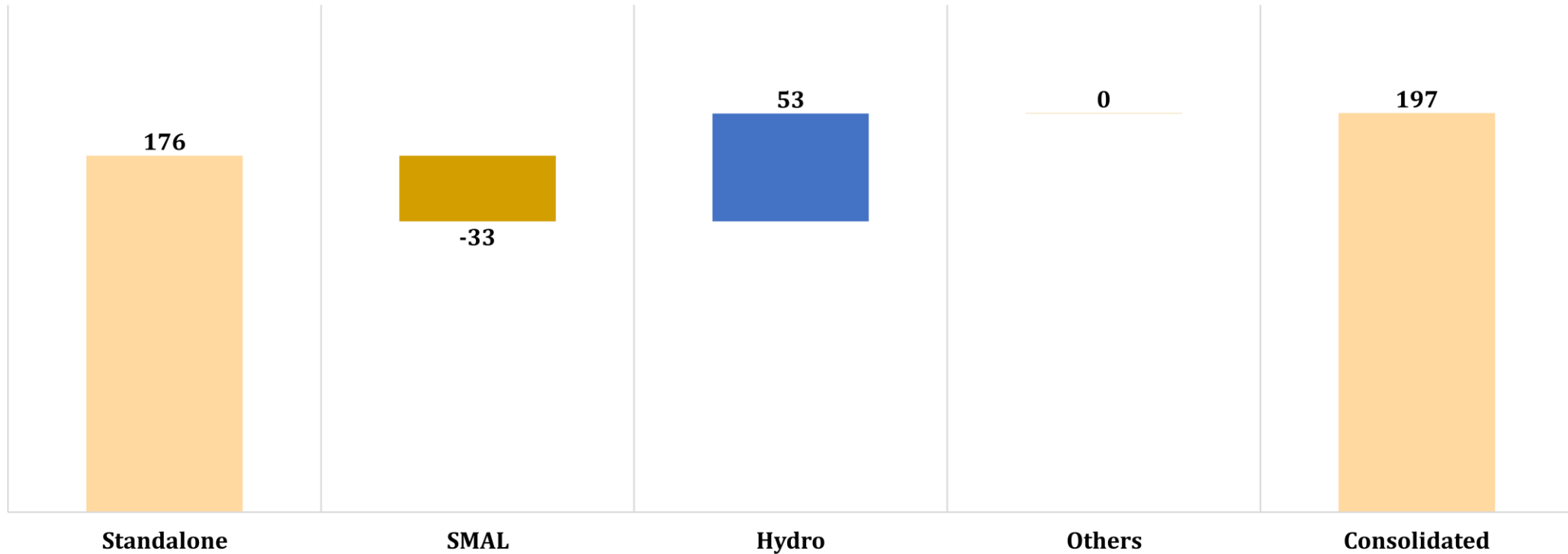
SEML - Credit Ratings – Upward Trajectory



Name of Subsidiary	Reviewed on	Current	Previous
Sarda Metals & Alloys Ltd (SMAL)	Jul-2022	CRISIL A/Stable/A1	CRISIL BBB+/Positive/A2
Chhattisgarh Hydro Power LLP (CHPLLP)	Aug-2022	ICRA A/Stable	ICRA A-/Stable
Madhya Bharat Power Corporation Ltd (MBPCL)	May-2022	CARE A-/Stable	CARE BB/Positive
	Mar-2022	IND A-/Stable/A2+	N.A.

Well Diversified Cashflow Profile of the Company...

Operating EBITDA Bridge (INR Cr) - Q3FY23



...Spread across cyclical and non-cyclical business streams

Update on Ongoing Projects

Mining

- **Gare Palma IV/7 Coal Mine, Chhattisgarh**
 - ✓ Capacity expansion from 1.2 MTPA to **1.8 MTPA** – mining plan approved
- **Shahpur West Coal Mine, Madhya Pradesh**
 - ✓ Extractable reserves of **13.4 MT** and Production capacity of **0.6 MTPA**; Mining plan has been approved; Public hearing completed
- **Bidding for additional Mining Assets**
- **Capacity expansion of Coal Washery from 0.96 MTPA to 1.8 MTPA is under process**

Ferro

- **Commissioned 36 MVA of new capacity** at the Vizag facility on 15th Dec, 2022.
- Consequently, the total Ferro Alloys capacity (at consolidated level) **has increased from 111 MVA to 147 MVA**

Hydro

- The total **Green Power capacity at ~163 MW is higher than Thermal Power**
- **Further, 24.9 MW plant** is being installed on the Rehar river in Chhattisgarh - **construction has started; Expected to achieve CoD in FY25**

Consolidated P&L Highlights

INR in Cr	Q3FY23	Q3FY22	YoY	Q2FY23	QoQ	9MFY23	9MFY22	YoY
Revenue from Operations	908	999	-9%	967	-6%	3,136	2,856	10%
Other Income	44	-13		21		26	16	
Total Income	952	986	-3%	988	-4%	3,161	2,872	10%
Raw Material	550	550		513		1,786	1,505	
Employee Expenses	31	26		33		96	77	
Other Operating Expenses	132	101		139		407	271	
EBITDA	239	308	-22%	302	-21%	872	1,020	-14%
EBITDA Margin (%)	25.1%	31.3%		30.6%		27.6%	35.5%	
Depreciation	45	39		44		133	97	
Finance Cost	33	45		32		97	102	
Exceptional Items	0	-3		0		0	-3	
Profit Before Tax	161	222	-27%	226	-29%	642	817	-21%
Tax	30	53		41		153	214	
Share of P/L of Associates and JV	-1	0		1		0	-4	
Profit After Tax	130	169	-23%	186	-30%	489	600	-18%
PAT Margin (%)	13.7%	17.1%		18.8%		15.5%	20.9%	
EPS (INR)	37.0	46.34		51.3		136.5	163.9	
Operating EBITDA *	197	315	-37%	281	-30%	842	987	-15%
Operating EBITDA Margin (%)	21.7%	31.5%		29.1%		26.9%	34.6%	

1) Consolidated financial results are not comparable QoQ due to the seasonal nature of Hydro Power business; 2) Other Income includes effect of Mark-to-Market gain/loss on Investment;

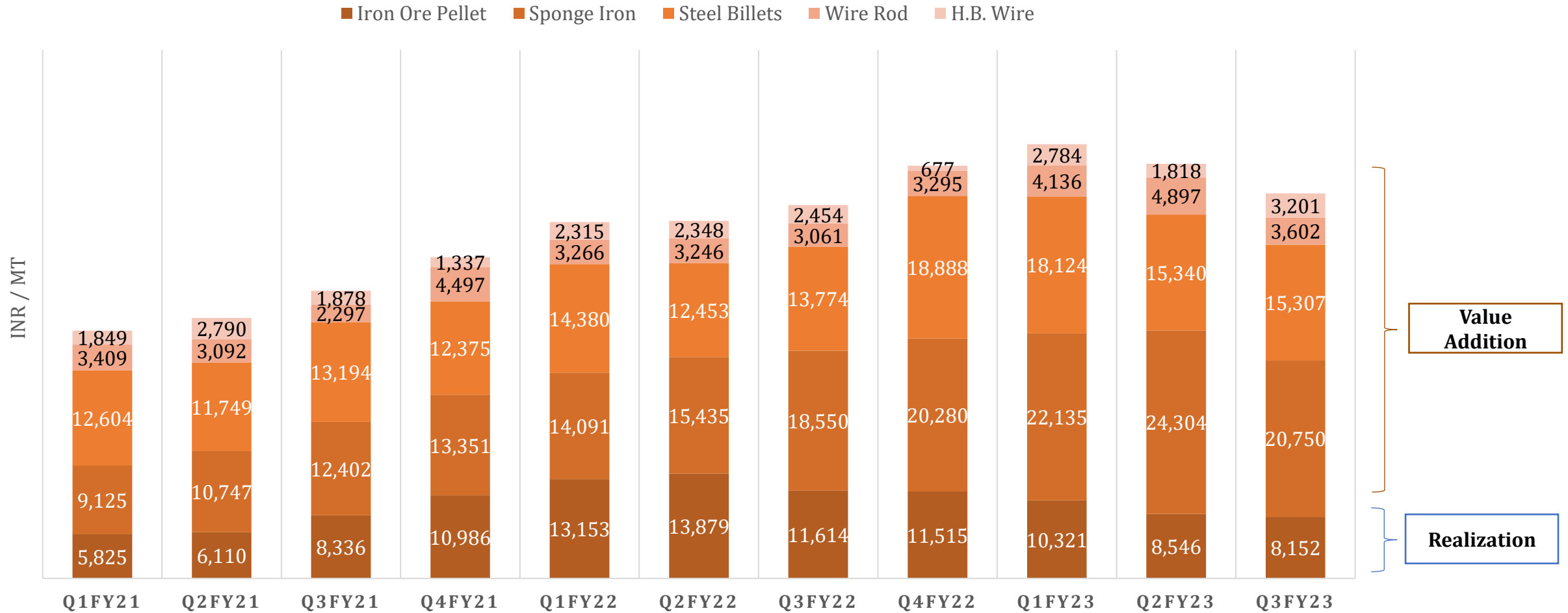
3) * Operating EBITDA excludes Other Income and non-operating gain/loss under Other Expenses

Standalone P&L Highlights

INR in Cr	Q3FY23	Q3FY22	YoY	Q2FY23	QoQ	9MFY23	9MFY22	YoY
Revenue from Operations	698	671	4%	688	1%	2,205	1,881	17%
Other Income	41	-1		61		70	48	
Total Income	738	670	10%	749	-1%	2,275	1,929	18%
Raw Material	419	400		396		1,278	1,081	
Employee Expenses	24	18		23		72	54	
Other Operating Expenses	77	55		76		219	152	
EBITDA	218	197	10%	254	-14%	706	642	10%
EBITDA Margin (%)	31.2%	29.4%		36.9%		32.0%	34.1%	
Depreciation	17	13		16		49	38	
Finance Cost	4	3		4		11	16	
Exceptional Items	0	0		0		0	0	
Profit Before Tax	198	181	9%	233	-15%	645	588	10%
Tax	46	47		47		155	143	
Profit After Tax	151	134	13%	186	-19%	490	445	10%
PAT Margin (%)	20.5%	20.0%		24.8%		21.5%	23.1%	
EPS (INR)	42.9	37.2		52.8		138.0	123.5	
Operating EBITDA *	176	197	-11%	190	-7%	632	590	7%
Operating EBITDA Margin (%)	25.2%	29.4%		27.6%		28.7%	31.4%	

1) Other Income includes effect of Mark-to-Market gain/loss on Investment; 2) * Operating EBITDA excludes Other Income and non-operating gain/loss under Other Expenses;

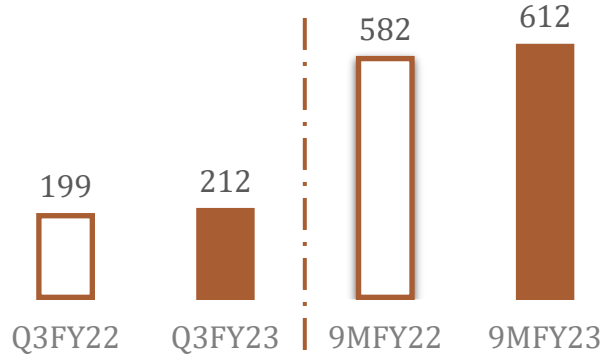
Steel Segment - Product Price Trend



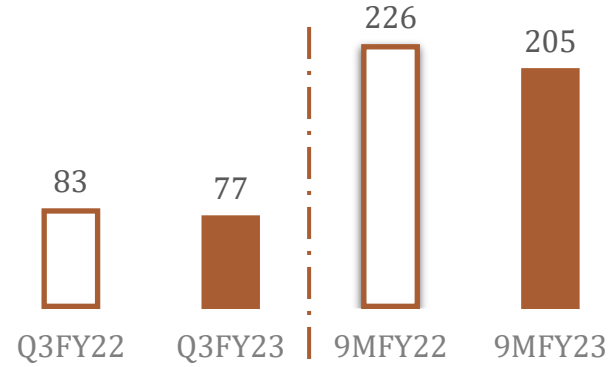
Steel Segment: Stable Demand Across Most Products

Production

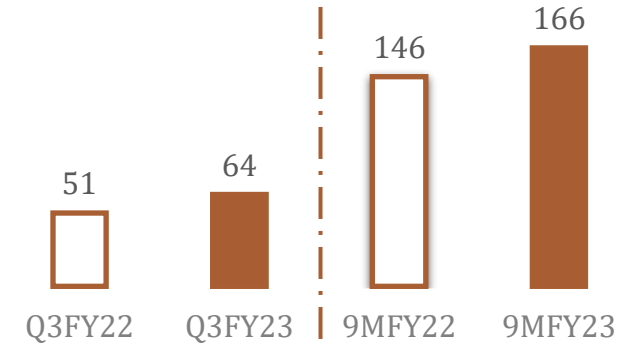
Iron Ore Pellet ('000 MT)



Sponge Iron ('000 MT)

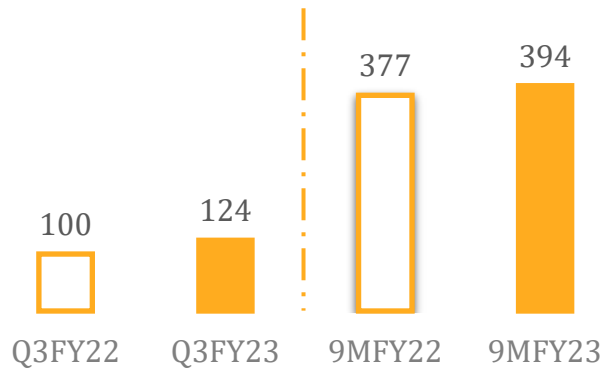


Steel Billet ('000 MT)

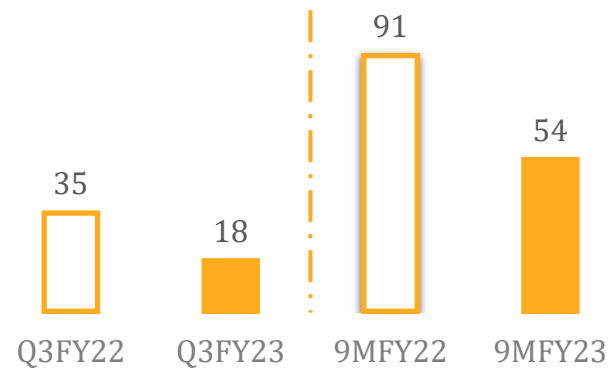


Sales

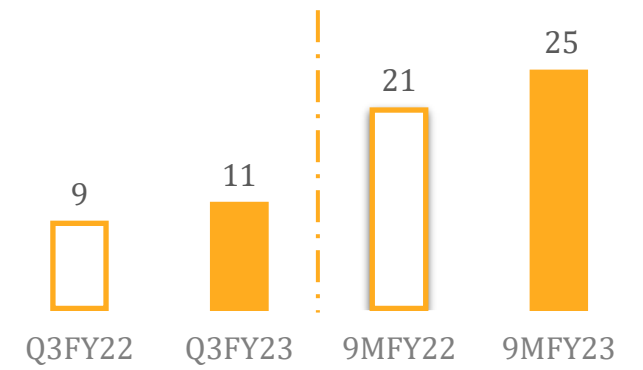
Iron Ore Pellets ('000 MT)



Sponge Iron ('000 MT)



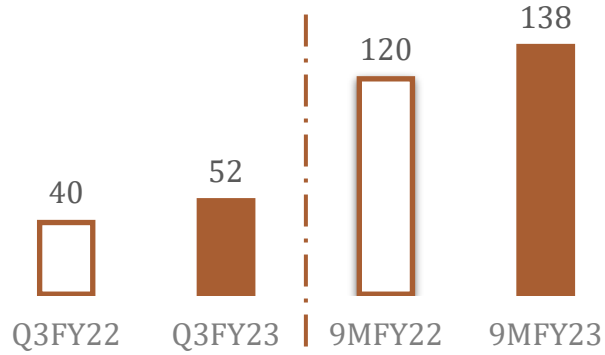
Steel Billet ('000 MT)



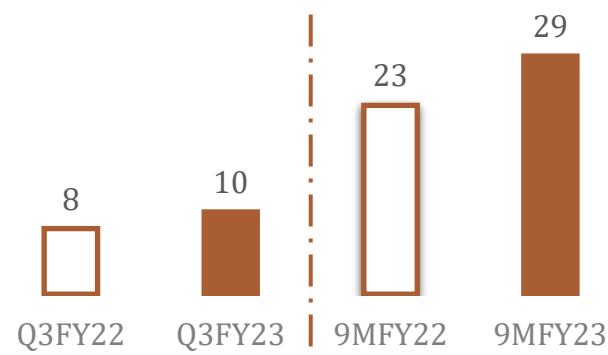
Steel Segment: Focus on Selling Value-Added Products

Production

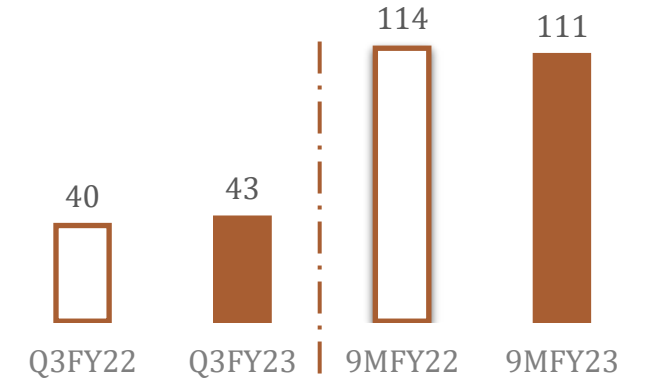
Wire Rod ('000 MT)



H. B Wires ('000 MT)

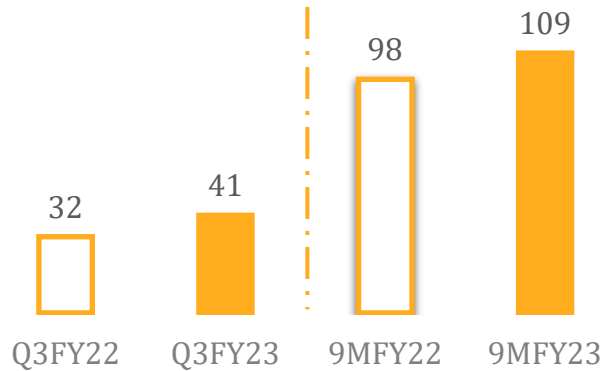


Ferro Alloys ('000 MT)

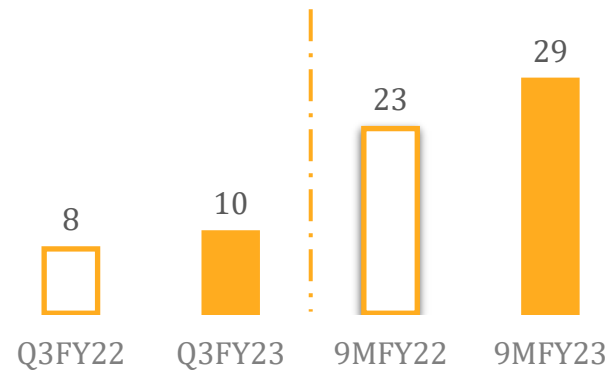


Sales

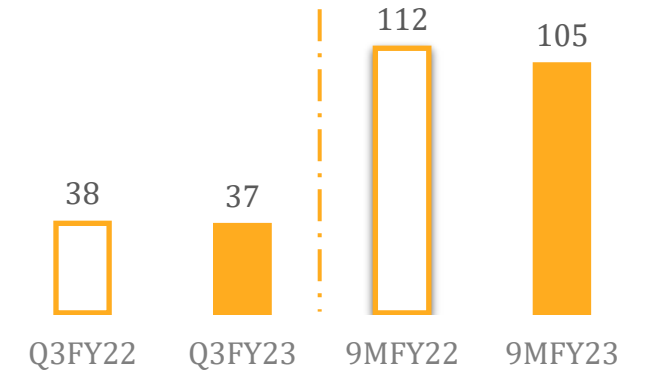
Wire Rod ('000 MT)



H. B Wires ('000 MT)



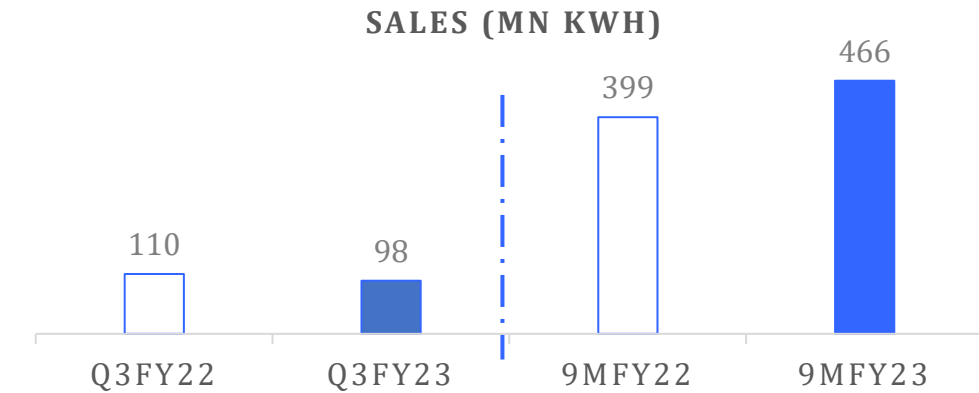
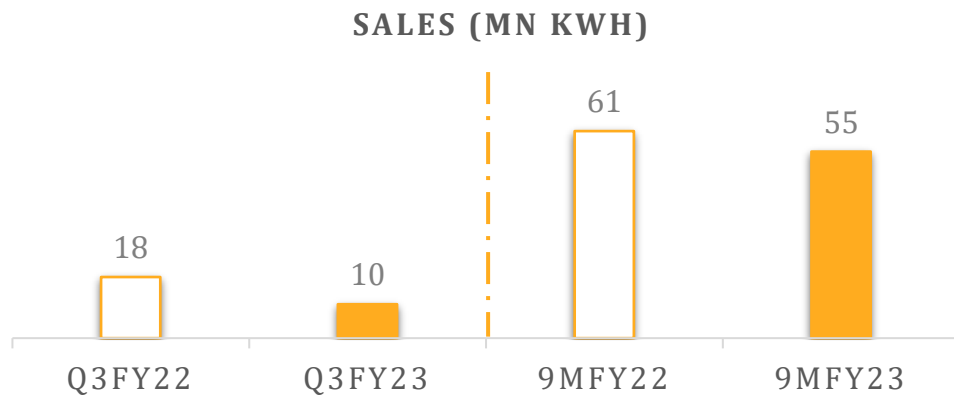
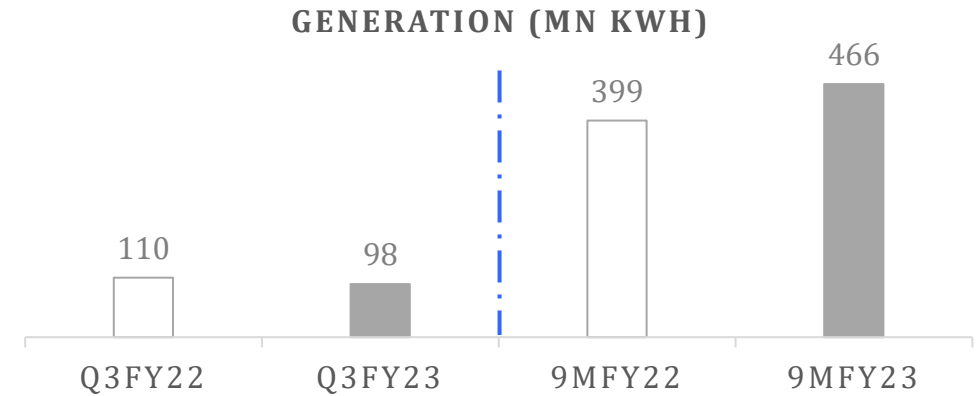
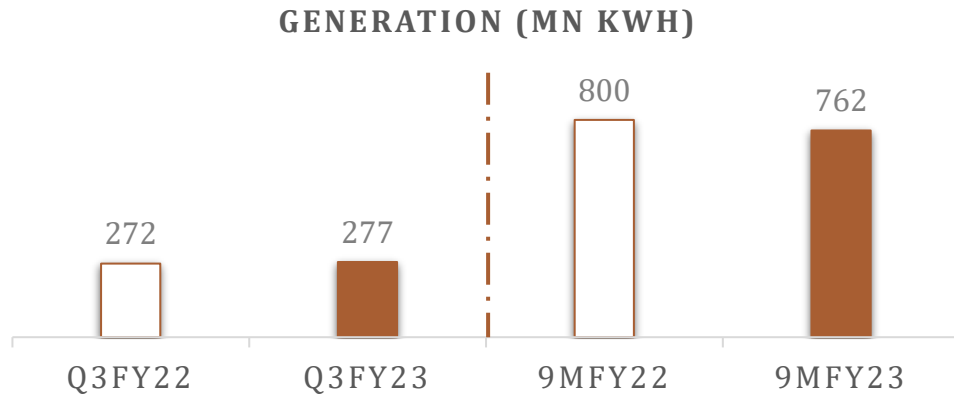
Ferro Alloys ('000 MT)



Power Segment - Generation & Sales

Thermal Power + Waste Heat = Total Capacity 161.5 MW

Hydro Power: Total Operational Capacity ~143 MW



Key Strategies to Drive Growth and Competitive Advantage



Backward Integration

Reduce Input Costs and Ensure Consistent Supply

- Commissioned Gare Palma IV/7 Coal Mine in Dec-21
- Mining plan for Shahpur West Coal approved
- Bidding for additional Mining Assets



Financial Prowess

- Comfortable liquidity and leverage position – TOL/NW of 0.66x (Sep-22)
- Set to improve with the commissioning of the Sikkim Hydro Power Project, Coal mine and utilization of Pellet capacity

Capacity Expansion

- Commissioned 36 MVA Ferro Alloys furnace in Vizag in Dec-22, ahead of schedule
- Wire drawing capacity increased to **45,000 MT** from 30,000 MT
- Applied for Wire Rod mill capacity expansion **from 180,000 MT to 250,000 MT through debottlenecking**
- Gare Palma Coal Mine Expansion: 1.2 MMT p.a. to **1.8 MMT** p.a. mining plan has been approved
- 24.9 MW Rehar Hydropower project under execution in Chhattisgarh

Well placed to continue on the growth trajectory

Diversification

Adding Annuity-like Revenue Stream (Hydro)

- Commercialized a large sized (113 MW) project at Sikkim in end of June 2021
- 24.9 MW Rehar Hydro Power project under execution in Chhattisgarh
- All future Hydro Projects' equity to be funded from cash flows of Hydro Power business



Strong Focus on ESG

- Existing Hydropower portfolio of 142.7 MW and another 24.9 MW Rehar Hydropower plant under execution
- Few more small hydropower projects are under different stages of approval
- Existing 20MW of Waste Heat power generation
- Prudent governance philosophies and sustainable business practices with strong focus on social responsibility





SEML | Beyond Steel

Robust Business Model with Diversified Business

Adding Value through Minerals and Energy

MINERALS

- ✓ Captive **Iron Ore mine** and commercial **Coal Mines** provide **long term stability** of raw materials & energy
- ✓ Iron ore mines located **within 140 kms** and coal mines **within 200 kms** of the end-user plant at Siltara, Chhattisgarh, thereby further improving operational efficiencies
- ✓ Iron Ore mines meet **~40%** and Coal mines will meet **~100%** of the consumption requirements of the company
- ✓ Coal Mines have **surplus coal for commercial sale**

METALS

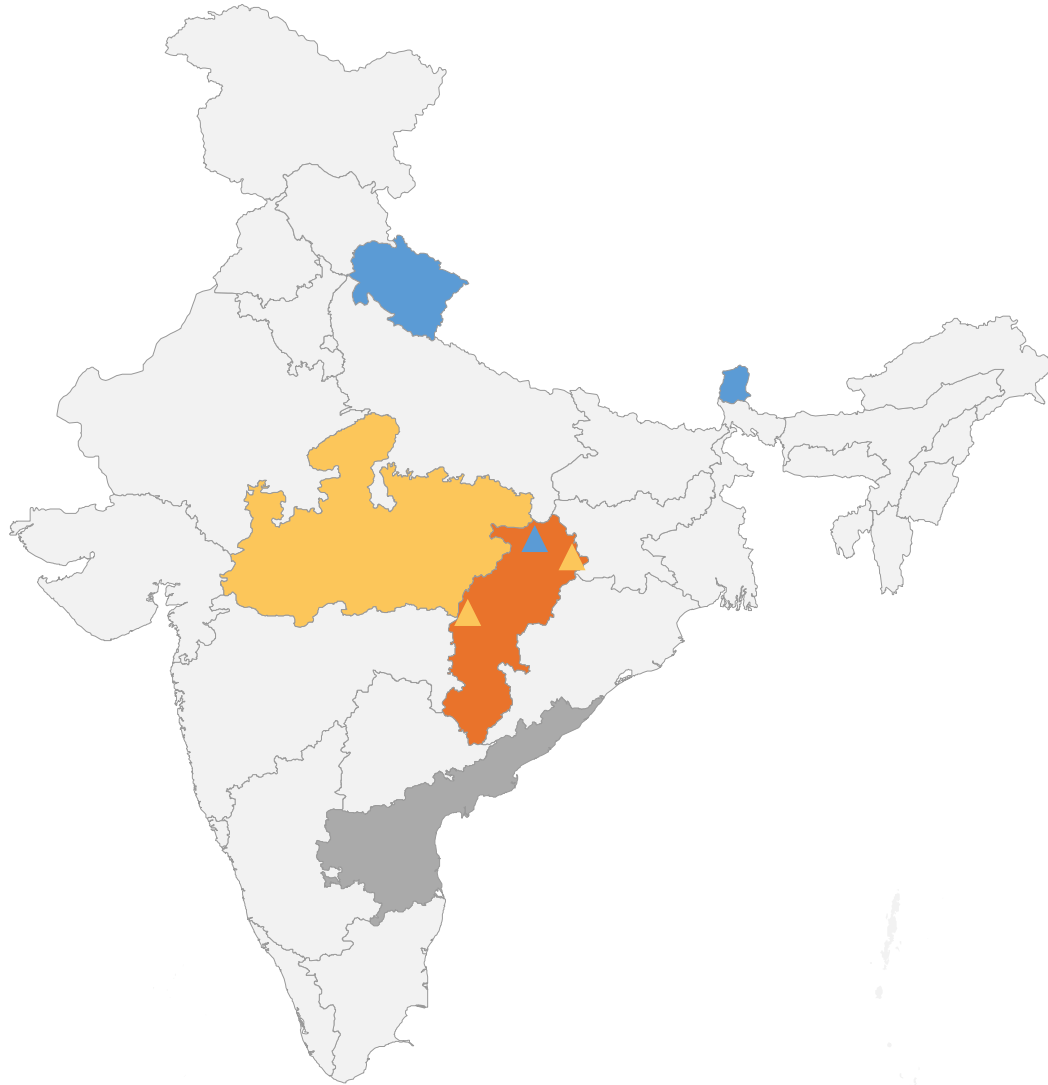
- ✓ Vast experience of over **49 years** in Steel Manufacturing
- ✓ Vertically integrated producer of **Steel Products**
- ✓ Leading manufacturer & exporter of manganese-based **Ferro Alloys**
- ✓ Captive inputs like **Iron Ore and Coal Mines**, and dedicated **Thermal & Waste Heat Power Plants** help in maintaining consistent quality and in reducing costs

HYDRO

- ✓ To de-risk from the cyclicity of Metals business, SEML diversified into renewable energy in **Early 2000s**
- ✓ Forayed with a **4.8 MW Hydro Power** Plant in 2008
- ✓ Presently, total operational capacity of **~143 MW** and proposed capacity of **~25 MW**
- ✓ **Annuity-like Revenues** with **High Margins** and **Steady Cashflows** act as hedge against cyclical cashflows of Metals Business

	Total Capacity	Currently Operating	Pellet	Sponge Iron	Billet	Operational	Under Execution
Coal	1.8 MTPA	1.2 MTPA	8 Lac MT	3.6 Lac MT	3 Lac MT	142.7 MW	24.9 MW
Iron Ore	1.5 MTPA	0.4-0.5 MTPA	Wire Rod	Hb Wires	Ferro		
			1.8 Lac MT	30,000 MT	147 MVA		

Strategically Located Assets – Proximity to Raw Materials and End Users...



Iron Ore and Coal Mines located within ~140 km and ~200 km respectively, from the End-user plant at Chhattisgarh

Captive Iron Ore Mine at Rajnandgaon, Chhattisgarh (rated capacity of 1.5 MMT p.a.)

Coal Mine at Gare Palma IV 7, Chhattisgarh (rated capacity of 1.2 MMT p.a.)

Coal Mine at Shahpur West, Madhya Pradesh (rated capacity of 0.6 MMT p.a.)

Steel and Ferro plant at Siltara, Chhattisgarh

Pellets (8 lac MT), Sponge Iron (3.6 lac MT), Billets (3 lac MT), Wire Rod (1.8 lac MT), H.B. Wire (36K MT) and Ferro Alloys (45 MVA), backed by Thermal Power (60 MW) and Waste Heat Power (20 MW)

Ferro Alloys (under SMAL) Plant at Vishakhapatnam

Ferro Alloys Plant at Vizag, ~40 Km from Vishakapatnam Port, has 102 MVA of capacity; backed by Thermal Power (81.5 MW) to cater to the export market






Hydro Power Business

Hydro Power Plant at Uttarakhand – 4.8 MW

Hydro Power Plant at Chhattisgarh – 24.9 MW

Hydro Power Plant at Sikkim – 113 MW

...Built Over Four Decades of Excellence



1979-89

- Acquired Raipur Wires and Steel as a sick unit in 1979
- Installed 10 MT electric arc furnace in 1981 to produce ingots
- Installed continuous casting machine in 1984 for billets production

1989-99

- Installed 25 TPD Electric Arc Furnace in 1990
- Acquired 3 Power units - 1993-94
- Installed Two Sponge Iron Kilns of 30K MT each in 1993 & 1995
- Sold 2 power units and installed one as captive power plant

1999-08

- Company started 24 MW captive power plant and Ferro Alloy plant in 2001
- Commenced fly ash brick plant
- Acquired Iron ore mine; Commenced iron ore extraction in 2004

2008-18

- 4.8 MW Hydro power plant commissioned in 2008-09
- Pellet plant commenced operations in 2009-10
- 66 MVA Ferro Alloys plant & 81.50 MW Thermal power plant started at Vizag in 2012-13
- 24.9 MW Hydro Power project in July 2017 at Chhattisgarh

2018-22

- Billet capacity increased by 50%
- Pellet capacity increased by 33% in FY21
- 113 MW Sikkim Hydro Power plant commissioned in Jun-21
- Gare Palma IV/7 Coal Mine commissioned in Dec-21 (extractable reserves of 142 MMT; production capacity of 1.2 MMT p.a.). Coal washery with capacity of 1 MMT p.a. started production in Feb-22
- Coal Gasifier Plant (4 Nos. capacity of 14,424.5 Nm/hr) commercialized in Jan-22
- Ferro Alloys capacity increased by 36 MVA in Dec-22, at Vizag plant

Well-Experienced and Strong Leadership at the Helm



Kamal Kishore Sarda

CMD

- Mechanical Engineer with 45 years experience in Iron and Steel Industry
- Responsible for the groups vision and strategic direction



Pankaj Sarda

Joint MD

- Mechanical Engineer with 17 years experience in Iron and Steel Industry
- Responsible for steering SEML towards the path of growth



Padam Kumar Jain

Director & CFO

- CA, CS with a rich experience of more than 35 years
- Looks after accounting, finance, taxation, costing and corporate laws



Manish Sarda

DMD, SMAL

- MBA in International Business with 24 years of experience in Iron and Steel Industry
- Focused on overall development of commercial activities and Ferro Alloys business
- Chairman of Indian Ferro Alloy Producers' Association



Neeraj Sarda

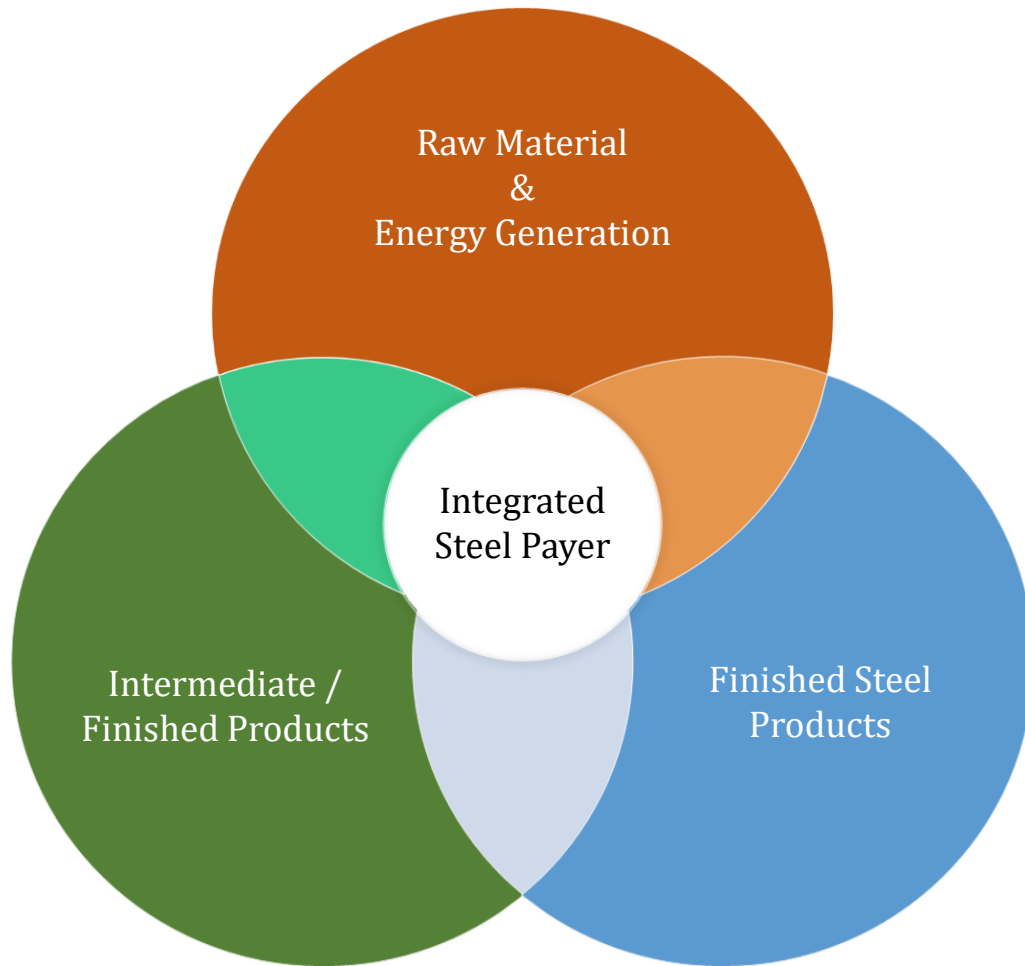
DMD, SMAL

- MBA in Finance & Marketing with more than 16 years of experience in Iron & Steel Industry
- Responsible for the entire Vishakhapatnam operations



Business Segments

Metals and Mining Business | Vertically Integrated Steel Player...



Raw Material & Energy Generation

(Captively procured key inputs, assure cost and quality control)



Iron Ore Mine



Coal Mine



Power

Intermediate / Finished Products


(Flexibility to sell products across entire product value chain)



Pellets



Sponge Iron



Billets

Finished Products



Wire Rods



HB Wires



Ferro Alloys

... Backed by Captive Resources, Driving Down Costs Significantly



Captive Iron Ore Mine

(Total Capacity of 1.5 MMT p.a.)

- Located at Rajnandgaon, Chhattisgarh, which is in proximity of **only ~140 km** from the Company's steel plant at Siltara, Chhattisgarh
- Currently operating at a capacity of **0.4 - 0.5 MMT p.a.**



Two Coal Mines

(Total Capacity of 1.8 MMT p.a.)

- Gare Palma IV/ 7 Coal Mine, in Chhattisgarh, having extractable reserves **142 MMT** and production capacity of 1.20 MMT p.a. The mine commenced production and **achieved rated capacity in Jan 2022** well before the stipulated time, that is, March 2022
- Shahpur West Coal Mine, in Madhya Pradesh, having extractable reserves of **13.4 MMT** and production capacity of 0.6 MMT p.a.. Is under development stage as per schedule
- Both mines are **located within ~200 kms** of the end-user plant at Chhattisgarh, thereby further improving the operating efficiencies



Captive Thermal + Waste Heat Plants

(Total capacity of 161.5 MW)

- Located at both the manufacturing facilities – Siltara (Chhattisgarh) and Vizag
- The combined power generation capacity stands at **161.5 MW**
- The average generation (FY18-22) stands at **~1,026 Mn Kwh p.a.**
- Both plants combined **cater to ~100%** of the Company's in-house power requirement

Robust Presence Across Steel Products – Siltara Plant in Chhattisgarh...

	Pellets	Sponge Iron	Billets	Wire Rods	HB Wires
Description	 <p>Produced from Iron Ore fines & sold domestically</p>	 <p>Produced from captive Iron Ore Lumps & Pellets. Preferred Route of Steel making.</p>	 <p>Semi finished steel product produced by continuous casting process. Well-positioned with complete back-end integration.</p>	 <p>Hot rolled product made from direct hot billet charging.</p>	 <p>HB Wires- Wire rods are cold drawn to HB wires to sizes</p>
Current Capacity	8,00,000 MT	3,60,000 MT	3,00,000 MT	1,80,000 MT*	45,000 MT^
Captive Consumption	~35%	~60%	~85%	~20%	NA

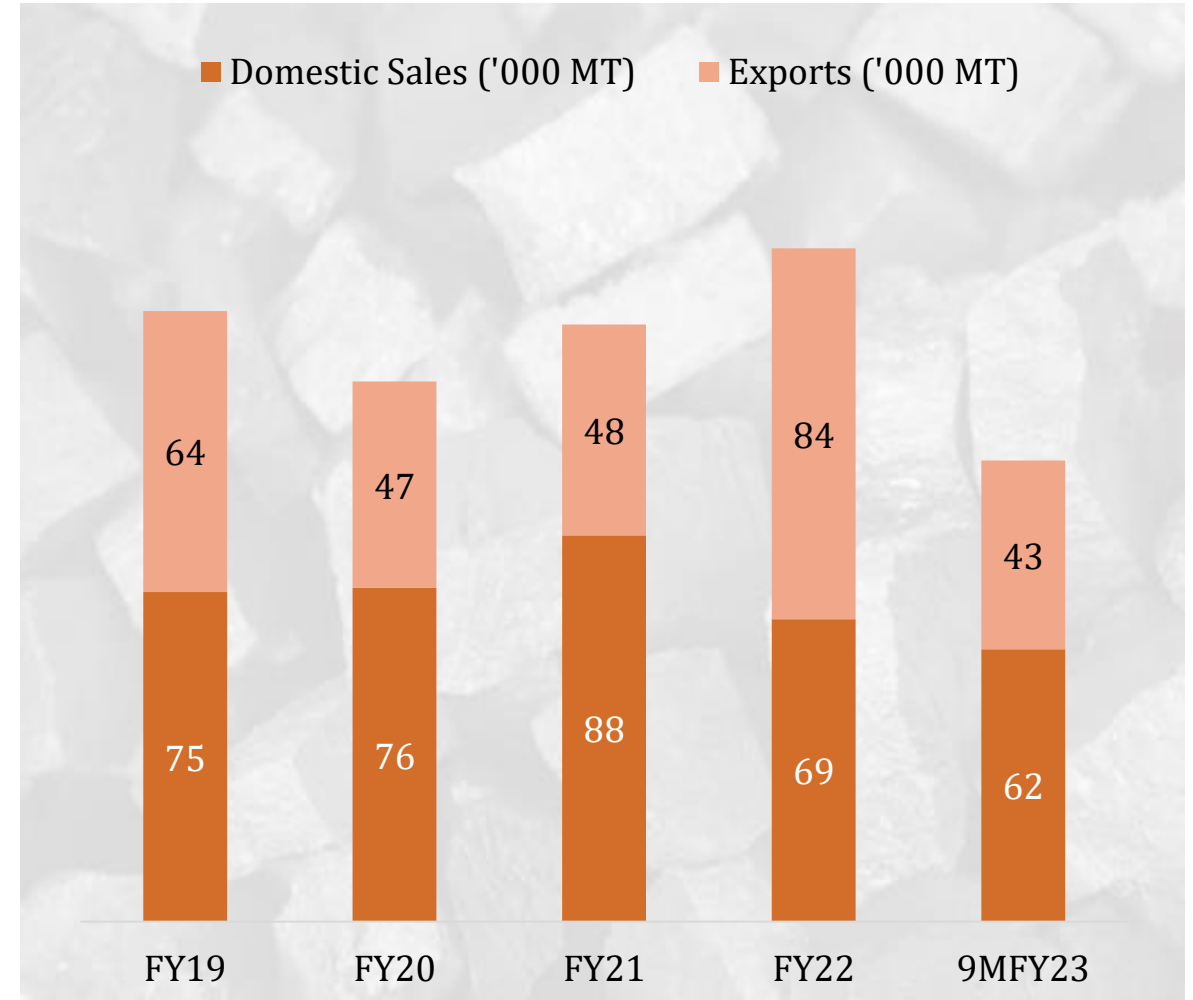
* Applied for capacity expansion from 180,000 MT to 250,000 MT through debottlenecking

^ Wire drawing capacity increased from 30,000 MT to 45,000 MT, recently

...And a Leading Manufacturer and Exporter of Ferro Alloys

- Manufactures manganese-based Ferro Alloys sold domestically as well as exported to other countries
- Leading exporter of manganese-based Ferro Alloys
- Exports Awards:**
 - SMAL received prestigious export promotion council award in 2018
 - SMAL received Three-Star export house status from GOI

Plant Location	Current Capacity	Primary Markets
Vishakhapatnam	2*33 MVA 1*36 MVA	Exports
Siltara, Raipur	5*9 MVA	Domestic
Total	147 MVA	



Hydro Power Business | Operational Assets of ~143 MW...

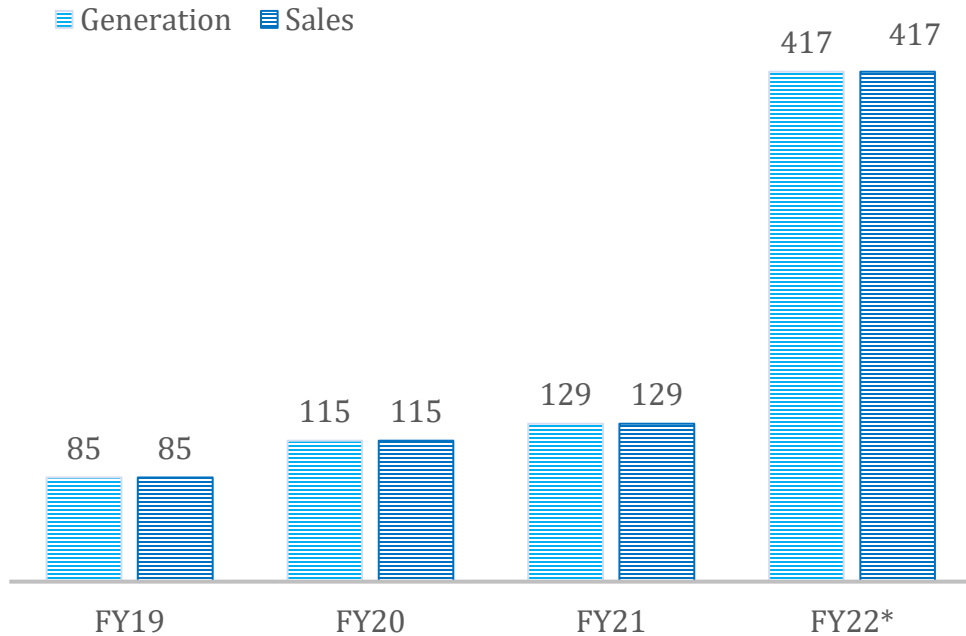
	4.8 MW	24.9 MW	113 MW
Location	Uttarakhand	Chhattisgarh	Sikkim
Name of the River	Sarju	Gullu	Rongnichu
Year of Commissioning	2008	2017	2021
Tariff	INR 3.85 per unit	INR 5.21 per unit	Final tariff under determination
Term of PPA	30-year PPA with State Discom	35-year PPA with State Discom	35-year PPA with State Discom
PLF - FY22	61%	49%	40%*
Debt (Sep-22)	Debt Free since 2017	INR 74 Cr	INR 804 Cr
Key Updates	Expansion of 3 MW being proposed	Generating Free Cashflow since its first year	Commissioned on June 30, 2021, generating Free Cashflow and pre-paying Debt

* Truncated year of operation

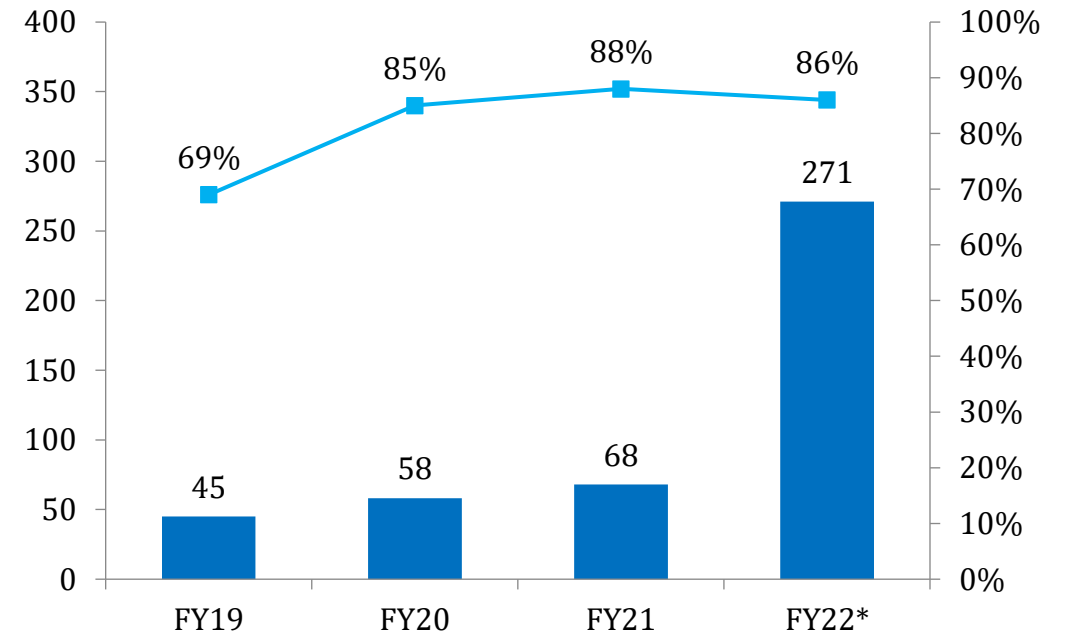
24.9 MW plant is being installed on the Rehar river in Chhattisgarh - construction has started; Expected to achieve CoD in FY25

...With Track Record of Robust PLF and Annuity-like Revenue + High Margin

Generation and Sales (Mn Kwh)



Revenue (INR Cr) & EBITDA Margin (%)



* Includes the effect of 113 MW Sikkim Hydro Project which was commissioned on June 30, 2021



Corporate Social Responsibility

Focus on Safety, Health & Social Responsibility

Health & Safety

SEML awarded - Appreciation Award for Best Company in the Entire Eastern Region in Safety category

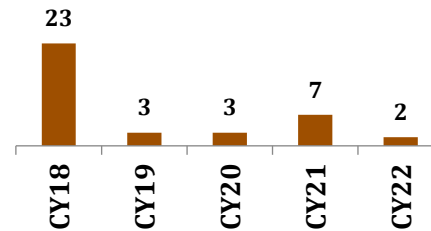
Regular medical check ups & inhouse medical facilities

Incident rate (including minor injuries) has seen a declining trend over past few years

Conducting trainings on safety measures every year

Focus on Preventive & curative healthcare services

No. of Incidents



Social Responsibility

Adopted 90 single-teacher schools in the tribal areas of Chhattisgarh

Runs well-equipped ambulance with doctors & has set up first-aid facilities in the villages surrounding its mines

Support to almost 3000 farming families for generating alternative source of income

Support to NGOs like "Pariwar"

Plantation target of 10,000 saplings, of which, 5300 planted

Education: Enabling Quality Education in Community

- Salary support to Teachers at Siltara & Mines area village schools
- Road Safety Awareness in schools – 6 Session
- Reward to meritorious students of 10th & 12th of Siltara, Mandhar & Girod
- School furniture support to Saraswati Shishu Mandir, Rajim
- Distribution of computers to schools for IT education
- Donated Computer for Computer Awareness Training in schools
- Donation of 22-seater bus to Army Officials children at Leh, Ladakh



Healthcare: Preventive & Curative Healthcare Services

- Doctors for community healthcare services, for doorstep services
- Operating mobile medical van with free medicines
- Community Eye Health Check Up Camp in 10 villages
- Distribution of spectacles to the BPL family patients
- Awareness session on Clean village-Green Village
- Awareness session on promotion of Institutional delivery for pregnant women



Infrastructure: Creating Community Assets

- Construction of five primary school buildings in Kabirdham
- Construction of Jheeram ghati Chowk Dharsiwan
- Construction of Pachri in Khudmudi village
- Drinking water line and bore connection with pump at Siltara Primary school
- Construction of Garbage pit in Siltara village under clean village



Livelihood: Environmental & Economic Sustainability

- Started Sewing Training for 70 women & girls at Siltara & Girod
- Livelihood promotion through Cattle distribution to 35 Farmers
- Documentation & Record keeping training to three participants
- Training with CBWE on Women Empowerment at Tekari Village, over 100 benefited
- Mass plantation of in Girod village of over 8,000 Saplings



Art, Culture & Sports: Sports & Cultural Development

- Support for the local cultural program Madai, Mela & Jhanki
- Donated for marriage of 21 no. poor and physically challenge couple
- Support for Sansad Khel Mahotsava, Raipur

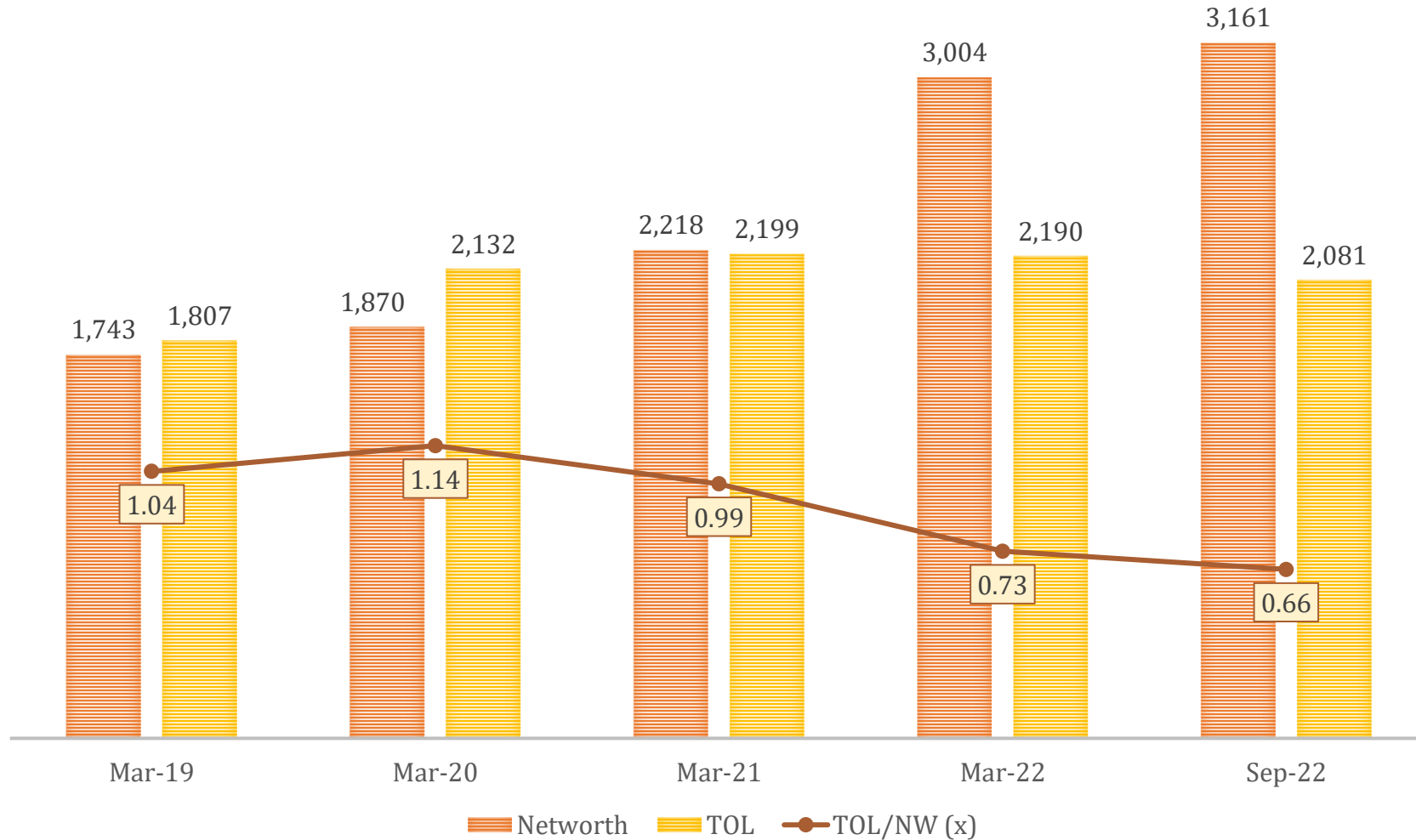




Financials

Strong Balance Sheet: Comfortable Leverage Position

Figures in INR Crore



- Improving TOL/ NW ratio along with strong liquidity position
- With additional cashflows post commissioning of Sikkim Hydro project and operationalization of Coal Mine, the liquidity has strengthened further

Consolidated P&L – Consistent Growth and High Profit Margins

INR in Cr	FY19	FY20	FY21	FY22	9MFY23
Revenues	2,324	2,000	2,199	3,914	3,136
Other Income	17	-17	144	50	26
Total Income	2,341	1,983	2,343	3,964	3,161
Raw Material	1,493	1,293	1,347	2,086	1,786
Employee Expenses	87	88	89	113	96
Other Operating Expenses	261	263	243	360	407
EBITDA	499	339	664	1,406	872
EBITDA Margin (%)	21%	17%	28%	36%	27.6%
Depreciation	76	78	75	143	133
Finance Cost	99	82	79	147	97
Exceptional Item	-	-	-15	-7	0
Profit Before Tax	324	179	495	1108	642
Tax	117	43	115	300	153
Share of Associates and JV	-	-7	-4	-2	0
PAT	207	128	376	807	489
PAT Margin (%)	9%	6%	16%	20%	15.5%
EPS (INR)	56.36	35.05	104.00	223.07	136.46

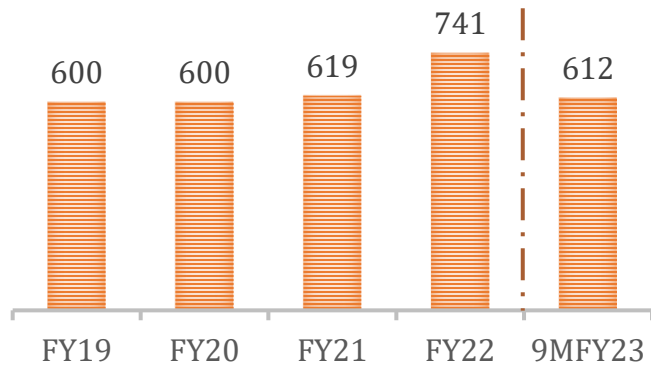
Consolidated BS – Conservative Capital Structure and Strong Liquidity Profile

INR in Cr	Mar-19	Mar-20	Mar-21	Mar-22	Sep-22
Share Capital	36	36	36	36	35
Tangible Networth	1,707	1,834	2,182	2,968	3,126
Minority Interest	132	100	101	104	107
Long Term Borrowings	1,078	1,408	1,493	1,196	1,111
Short Term Borrowings	317	279	221	385	268
Other Liabilities	412	444	486	610	703
Total Liability	3,681	4,102	4,518	5,298	5,350
Net Fixed Asset	1,358	1,332	1,287	2,854	2,834
CWIP	1,054	1,365	1,616	132	202
Investment	196	169	243	473	372
Cash & Cash Equivalents	45	165	97	282	342
Other Assets	1,028	1,072	1,276	1,558	1,600
Total Assets	3,681	4,102	4,518	5,298	5,350

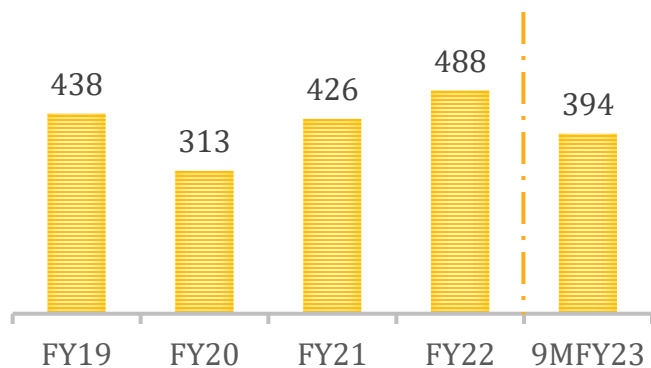
Yearly Trend | Production and Sales (1/2)

Iron Ore Pellets

PRODUCTION ('000 MT)

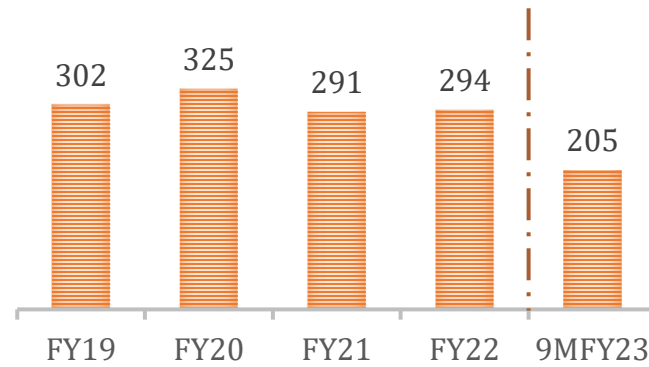


SALES ('000 MT)

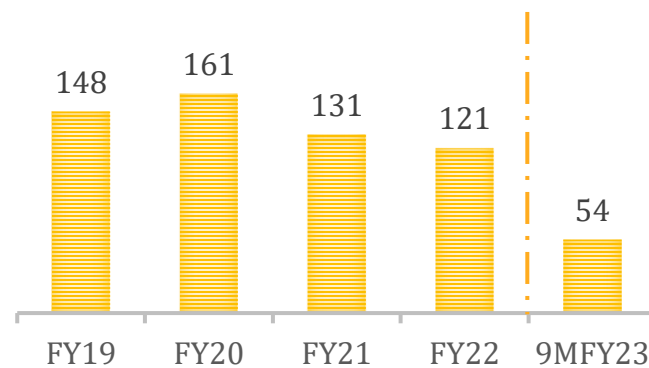


Sponge Iron

PRODUCTION ('000 MT)

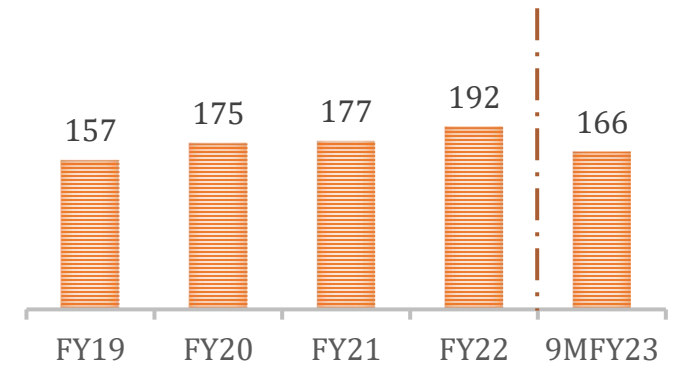


SALES ('000 MT)

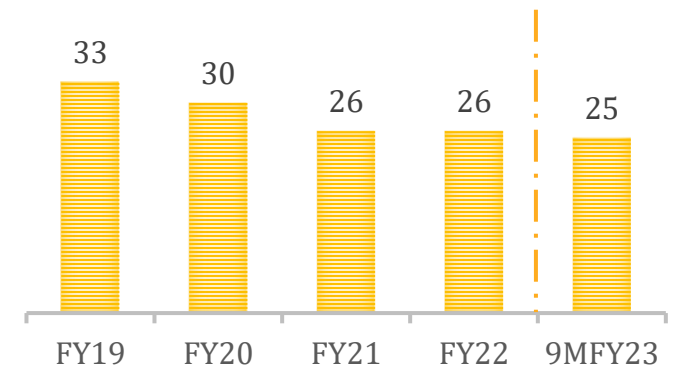


Steel Billet

PRODUCTION ('000 MT)



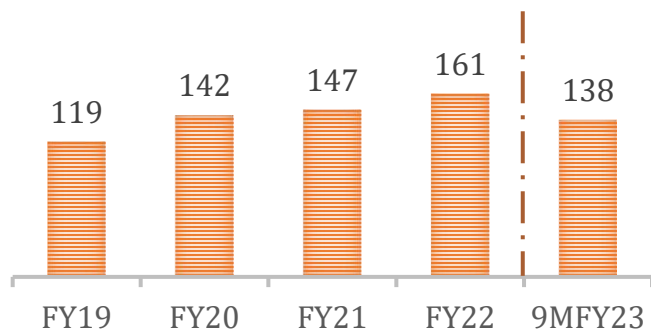
SALES ('000 MT)



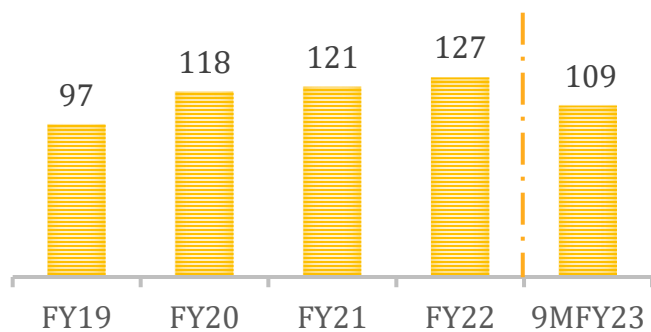
Yearly Trend | Production and Sales (2/2)

Wire Rod

PRODUCTION ('000 MT)

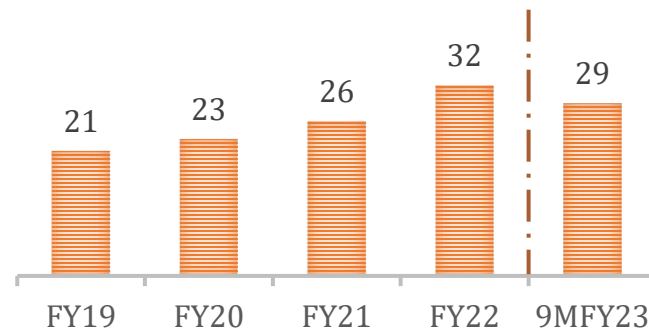


SALES ('000 MT)

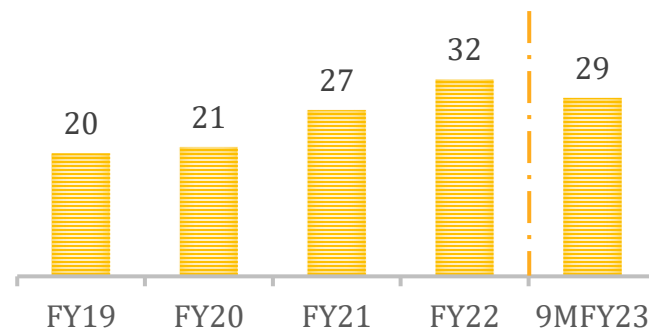


H. B. Wires

PRODUCTION ('000 MT)

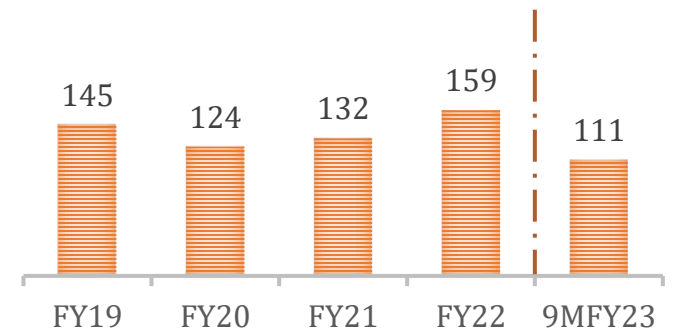


SALES ('000 MT)

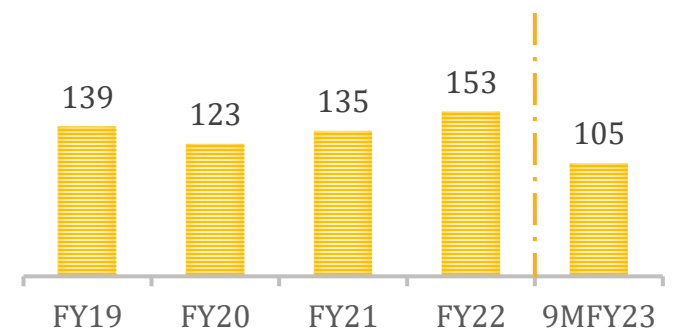


Ferro Alloys

PRODUCTION ('000 MT)



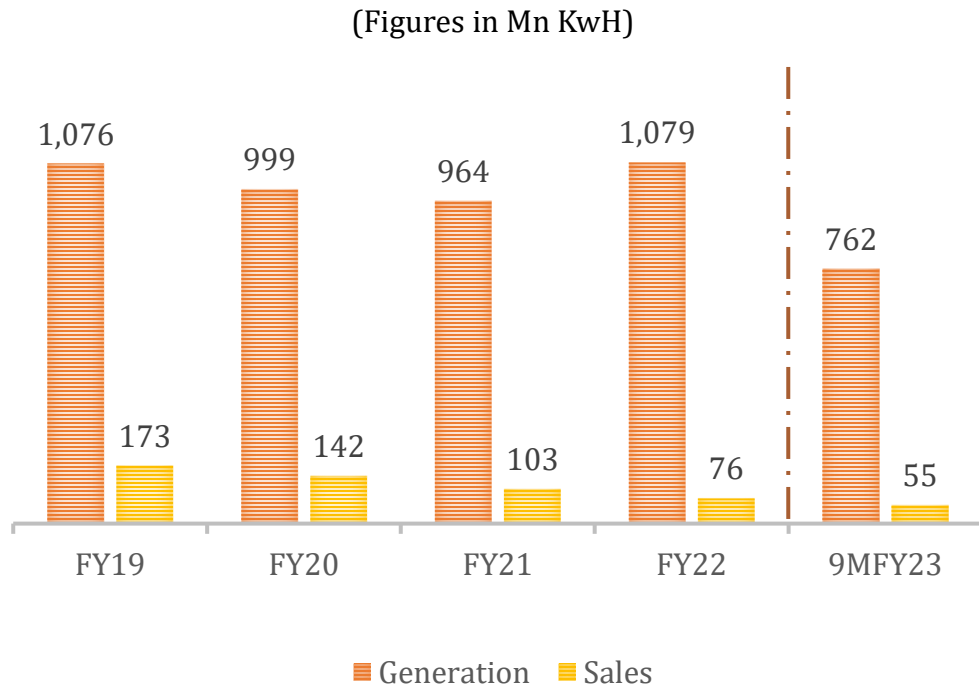
SALES ('000 MT)



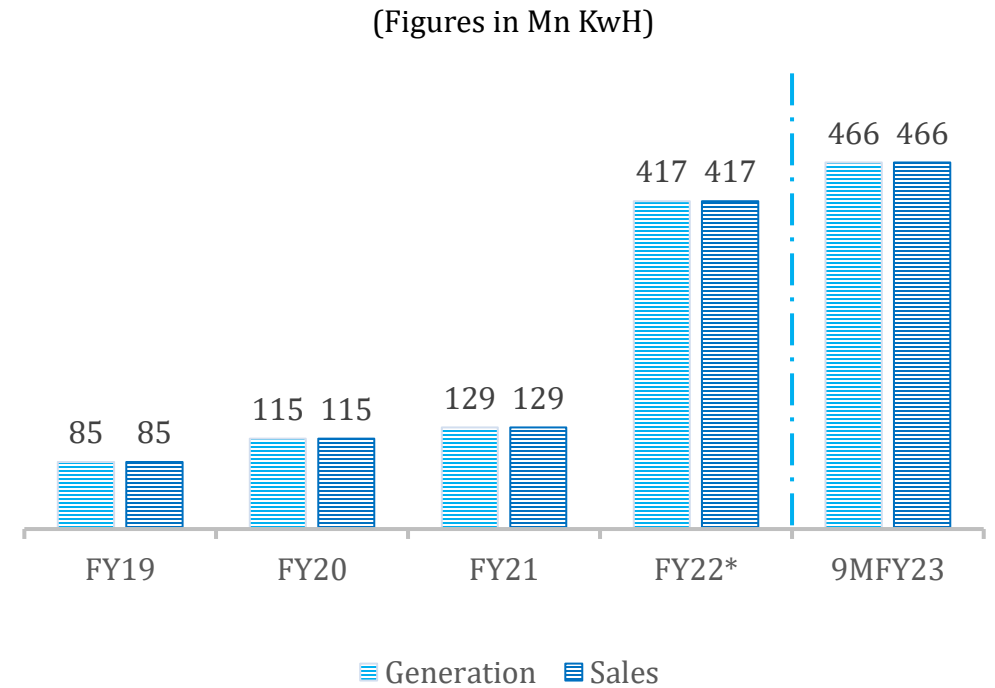
Increasing sales of Value-Added Products

Power Segment: Generation & Sales (volumes)

Thermal Power + Waste Heat = Capacity of ~162 MW

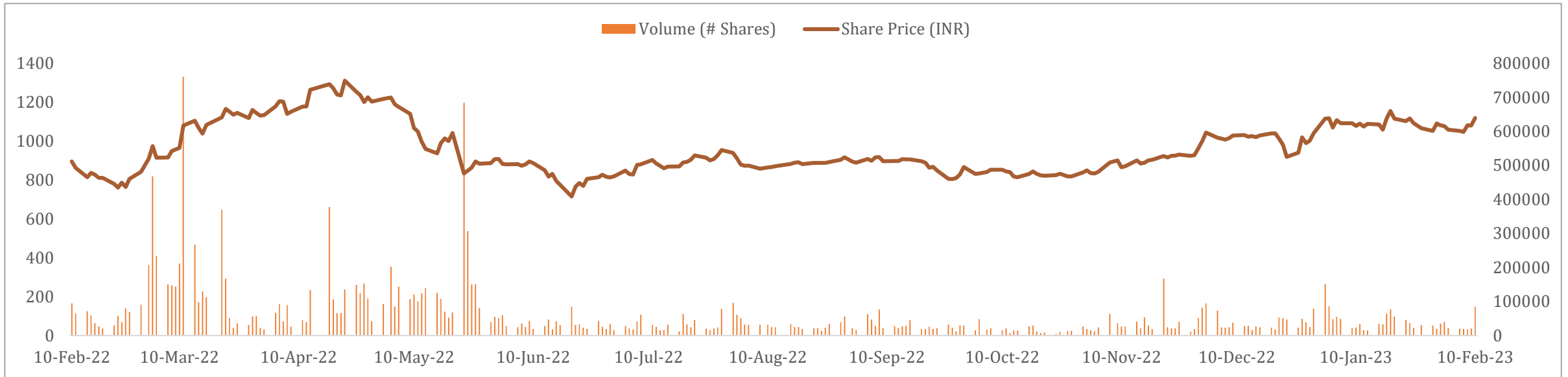


Hydro Power – Capacity of ~143 MW



Note: 1) Thermal Power is largely consumed for captive use; 2) * Hydro power generation increased substantially due to on-streaming of the 113 MW Sikkim Power plant during Q2FY22

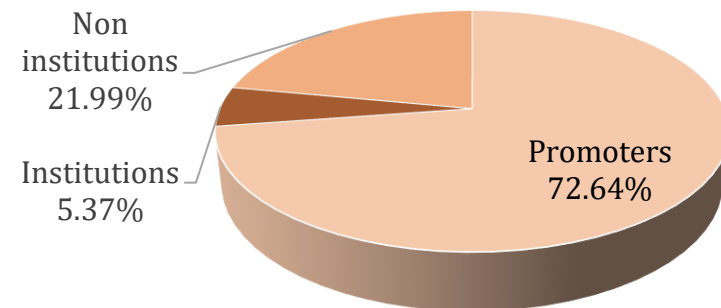
Share Price Information



Capital Market Information (as on 10-Feb-23)

BSE/NSE Code	504614/SARDAEN
CMP (Rs)	1119
Market Cap (Rs Cr)	3,944
Shares (Cr)	3.52
Face Value (Rs)	10

Shareholding Pattern (as on 31-December-22)



THANK YOU



Mr. Nilay Joshi (Head – Corporate Finance)

njoshi@seml.co.in

125 B-Wing Mittal Court, Nariman Point, Mumbai 400 021



Ms. Pooja Sharma / Ms. Vinita Pandya

pooja.sharma@stellar-ir.com / vinita@stellar-ir.com

A-405, Kanakia Wall Street, Andheri (East), Mumbai 400 093

www.seml.co.in

'It's Energy and Minerals, Not Only Steel'