

PTC India Financial Services Limited Q3 FY 2019



Disclaimer



This presentation and the accompanying slides (the “Presentation”), which have been prepared by PTC India Financial Services Limited (the “Company”), have been prepared solely for information purposes and do not constitute any offer, recommendation or invitation to purchase or subscribe for any securities, and shall not form the basis or be relied on in connection with any contract or binding commitment whatsoever.

This Presentation has been prepared by the Company based on information and data which the Company considers reliable, but the Company makes no representation or warranty, express or implied, whatsoever, and no reliance shall be placed on, the truth, accuracy, completeness, fairness and reasonableness of the contents of this Presentation. This Presentation may not be all inclusive and may not contain all of the information that you may consider material. Any liability in respect of the contents of, or any omission from, this Presentation is expressly excluded.

Certain matters discussed in this Presentation may contain statements regarding the Company’s market opportunity and business prospects that are individually and collectively forward-looking statements. Such forward-looking statements are not guarantees of future performance and are subject to known and unknown risks, uncertainties and assumptions that are difficult to predict. These risks and uncertainties include, but are not limited to: the performance of the Indian economy and of the economies of various international markets, the performance of the power industry in India and world-wide, competition, the company’s ability to successfully implement its strategy, the Company’s future levels of growth and expansion, technological implementation, changes and advancements, changes in revenue, income or cash flows, the Company’s market preferences and its exposure to market risks, as well as other risks. The Company’s actual results, levels of activity, performance or achievements could differ materially and adversely from results expressed in or implied by this Presentation. The Company assumes no obligation to update any forward-looking information contained in this Presentation. Any forward-looking statements and projections made by third parties included in this Presentation are not adopted by the Company and the Company is not responsible for such third party statements and projections.

The distribution of this document in certain jurisdictions may be restricted by law and persons into whose possession this presentation comes should inform themselves about and observe any such restrictions.

Background & Business

PFS – Background and business



PFS incorporated as a subsidiary of **PTC India Limited**

PFS classified as **Infrastructure Finance Company** by RBI

PFS becomes the first institution in India, to sign **IFC's Master Cooperation Agreement**

Initiated RIDF

2006

2008

2010

2011

2015

2017

2019

Goldman Sachs and **Macquarie** acquired stake in PFS

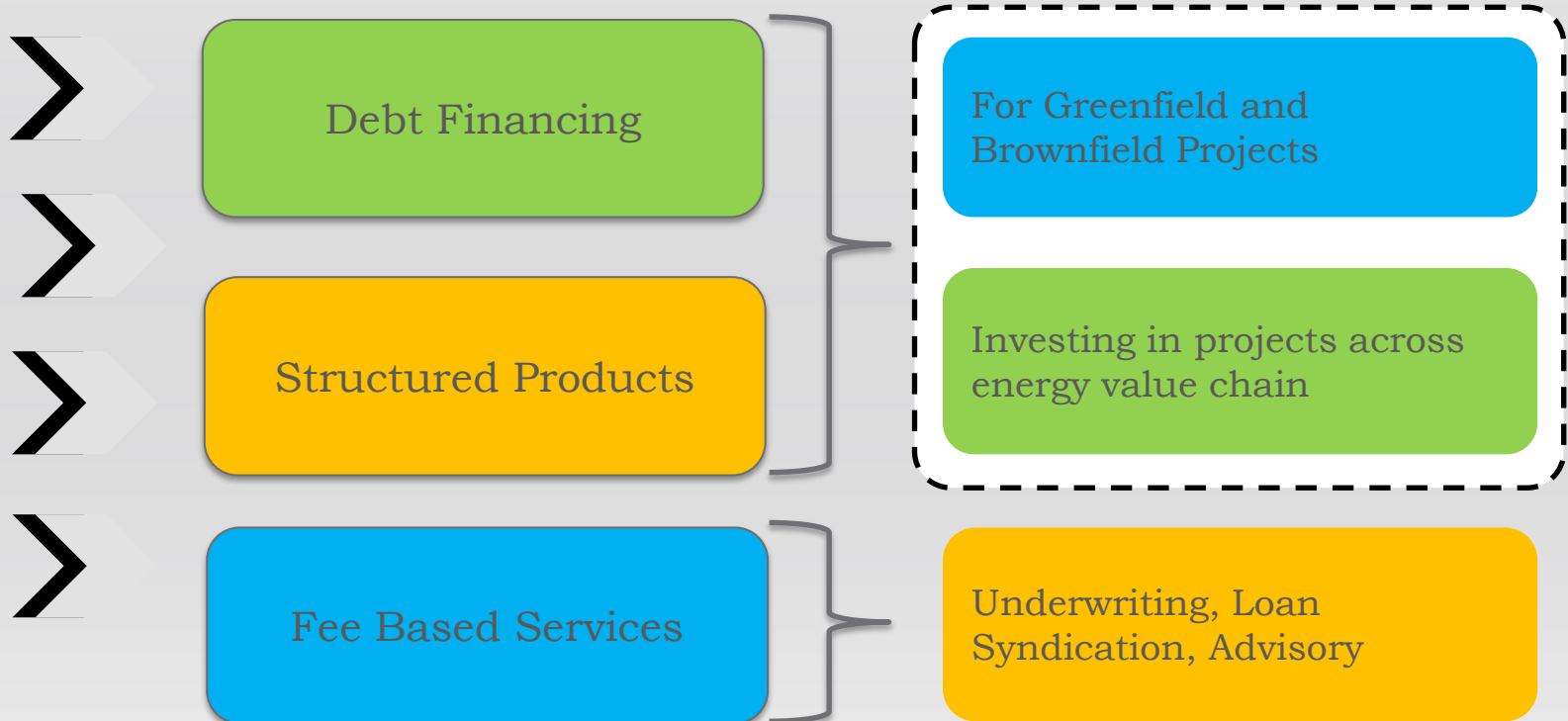
PFS completes Initial Public Offer (IPO), ECBs from **DEG** and **IFC**

Preferential allotment to **PTC India Limited**

First NBFC availed partial credit enhancement

To provide Investment and Financing for Power and Related Infrastructure

**PTC India Financial
Services Limited**



Our Board of Directors



Name	Brief Profile
Mr. Deepak Amitabh – Chairman	CMD of PTC India Ltd and a former member of Civil Services
Dr. Pawan Singh - MD & CEO	Former member of Civil Services. Earlier CFO&D(F) for nearly 7 years at PTC financial board Former Director (Finance) of Delhi Power Company Ltd, Delhi Transco Ltd Gemco etc. Has served in various infrastructure sector companies like Powergrid, Indian Railways, Tata Steel. He has been on board of various companies/ institution presently PTC Energy, IIFCL - AMC, MDI.
Mr. Naveen Kumar – Director Operations	Mr. Naveen Kumar is an Electrical Engineer, MBA (Finance) and LLB. Prior to joining PFS, he has worked in power sector majors including BHEL, NTPC and PFC. He has overall experience of about 37 years covering various areas including infrastructure projects formulation, technical and financial appraisal, monitoring and financing / consortium lending of power projects. He also possesses rich experience in area of erection, commissioning, O&M of power projects and setting up of UMPPs.
Mr. Kamlesh Shivji Vikamsey	Mr. Kamlesh Shivji Vikamsey has a bachelor's degree in commerce from the University of Mumbai and is a qualified chartered accountant. He is a Senior Partner of Khimji Kunverji & Co, Chartered Accountants since 1982. He has more than thirty five years of experience in Accounting and Finance, Taxation, Corporate and Advisory services. Presently: He is Chairperson of the External Audit Committee (EAC) of International Monetary Fund (IMF), Washington D.C., United States of America; Deputy Chairperson of the Audit Advisory Committee of United Nations Children's Fund (UNICEF), New York, United States of America; and Member of the Independent Management Advisory Committee (IMAC) of International Telecommunication Union (ITU), Geneva, Switzerland.

Our Board of Directors



Name	Brief Profile
Mr. C. Gangopadhyay	Director (Projects) at Power Finance Corporation Limited having more than 35 years of experience in power sector, serving organizations like NTPC, PFC and PFCCL.
Mrs. Pravin Tripathi	Mrs. Tripathi is from IA&AS of 1973 Batch (retired) and has worked at various senior positions in Govt. of India. She has served as member - Competition Appellate Tribunal, Member - Airport Economic Regulatory Authority Appellate Tribunal and as Deputy Comptroller & Auditor General of India
Dr. Rajib Kumar Mishra	Director (Marketing and Business Development) of PTC India Limited.
Mr. Santosh B. Nayar	Mr. Sanotsh B.Nayar is the Independent Director on the Board of the Company. He has rich working experience of around 40 years in project finance and banking, including international & investment banking, and life insurance industry. Shri Nayar was the Chairman of India Infrastructure Finance Company Limited (IIFCL) , a wholly-owned Government of India Enterprise with an asset size of USD6.5 Bn.
Mr. H. L. Bajaj	Mr. H L Bajaj is the former Chairperson of CEA and Ex officio Secretary to the GoI. He has served on the Boards of NTPC Ltd and Nuclear Power Corporation. He is Life Fellow: The Institute of Electrical and Electronics Engineers, U.S.A and All India Management Association; Fellow: The Institute of Engineering and Technology (UK), The Institution of Engineers (India), Indian National Academy of Engineering.

Q3 & 9M FY 2019

Results Overview

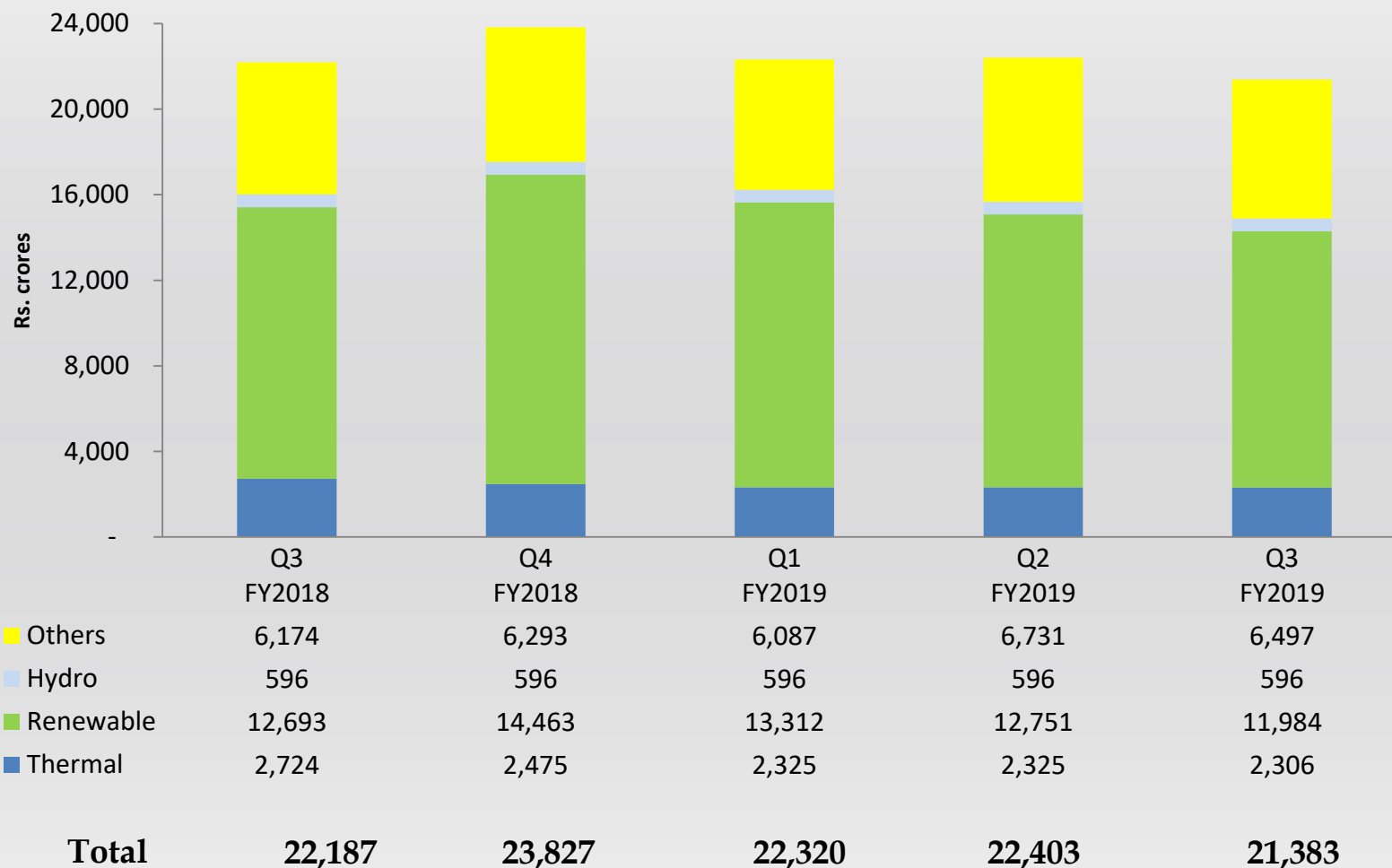


Qtr ended 31 st Dec 2018	Qtr ended 31 st Dec 2017	Shift %	Particulars (Rs. Crores)	9 months ended 31 st Dec 2018	9 months ended 31 st Dec 2017	Shift %
336.00	298.16	12.69	Revenue from operations	993.17	891.04	11.46
0.31	-	7,456	Other income	1.87	0.56	233.33
-	0.37	(100.00)	Net gain on fair value changes	11.74	-	100
336.31	298.53	12.66	Total Income	1,006.78	891.60	12.92
241.90	170.08	42.23	Interest and financial charges	699.45	499.54	40.02
8.25	-	100	Loss on foreign currency translation	-	3.20	(100.00)
10.13	69.97	(85.52)	Provision and contingencies	51.77	108.75	(52.40)
11.48	9.90	16.04	Other operating expenses	31.79	28.43	11.82
271.77	249.95	8.73	Total expenses	783.01	639.93	22.36
64.55	48.58	32.87	Profit before tax	223.77	251.68	(11.09)
22.81	16.91	34.91	Tax expense (including deferred tax)	76.38	87.23	(12.44)
41.73	31.67	31.78	Profit after tax	147.39	164.44	(10.37)
(10.80)	(0.06)	17,715	Other comprehensive income (net of Tax)	(21.42)	(46.50)	(53.95)
30.94	31.61	(2.13)	Total comprehensive income for the period	125.97	117.94	6.81

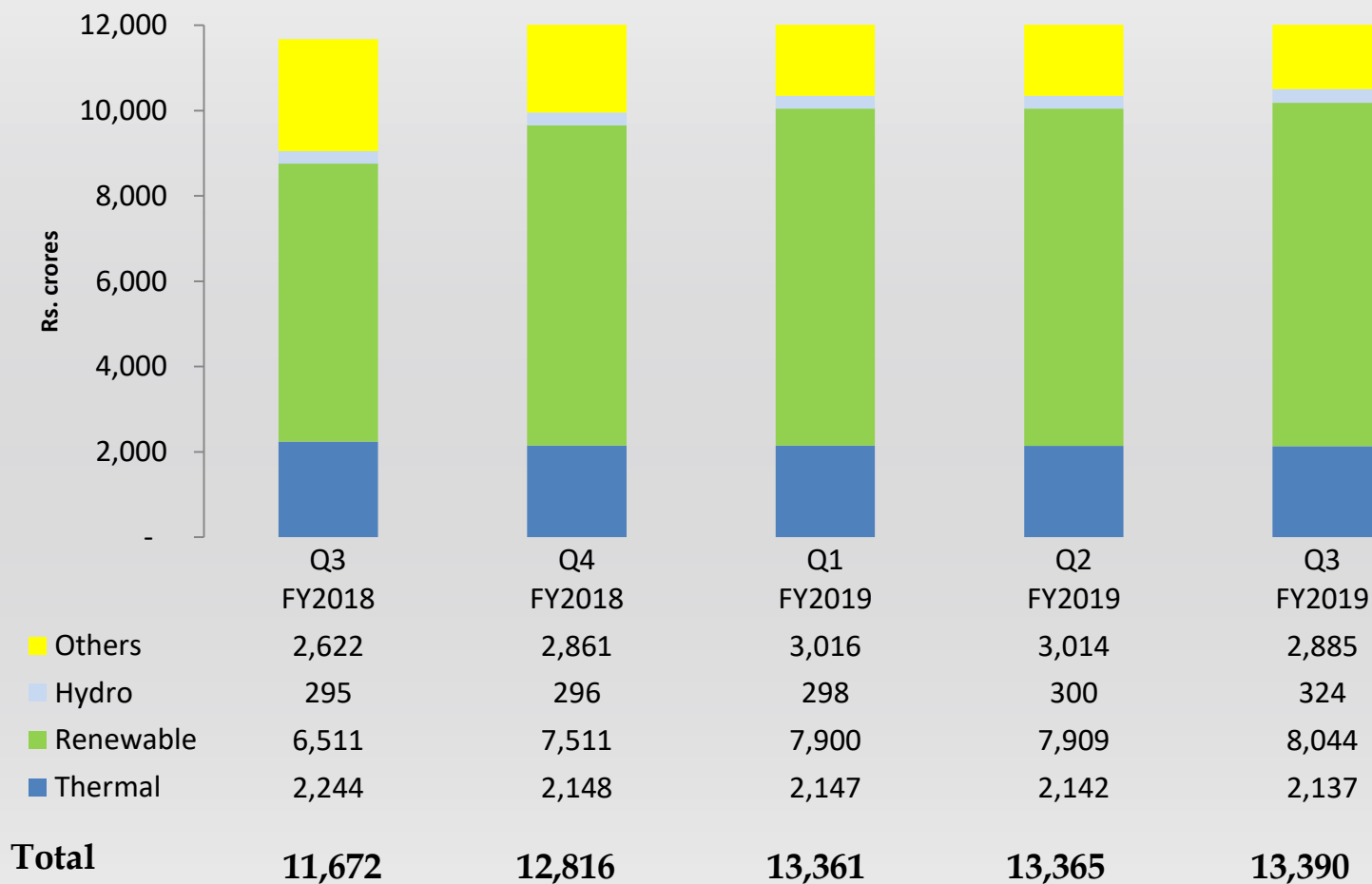
Key Indicators

Qtr ended 31 st Dec 2018	Qtr ended 30 th Sep 2018	Qtr ended 31 st Dec 2017	Particulars	9 months ended 31 st Dec 2018	9 months ended 31 st Dec 2017
1,316	744	1,685	Loan Sanctioned (Rs. Crs)	3,758	5,687
697	839	1,501	Loan Disbursed (Rs. Crs)	2,725	3,243
14,465	14,410	13,297	Outstanding Credit	14,465	13,297
13,390	13,365	11,672	Loan Assets (Rs. Crs)	13,390	11,672
1,075	1,045	1,625	Non fund based (Rs. Crs)	1,075	1,625
9.83	9.55	10.50	Yield on Loan Assets (%)	9.68	10.59
8.77	8.34	8.23	Cost of borrowed funds (%)	8.43	8.21
1.06	1.21	2.26	Interest Spread (%)	1.25	2.39
2.68	2.82	4.24	Net Interest Margin (%)	2.88	4.39
0.65	0.77	0.49	Earnings Per Share (Rs.)	2.29	2.10
10.70	10.02	7.07	Cost to Income Ratio (%)	10.51	6.56
21.67	20.48	23.00	Capital Adequacy Ratio (%)	21.67	23.00
5.32	5.14	3.71	Debt Equity Ratio (%)	5.32	3.71
8.13	10.02	5.60	Return on Networth (%)	9.61	7.37
0.32	0.38	0.29	Return on Assets (%)	1.50	1.15

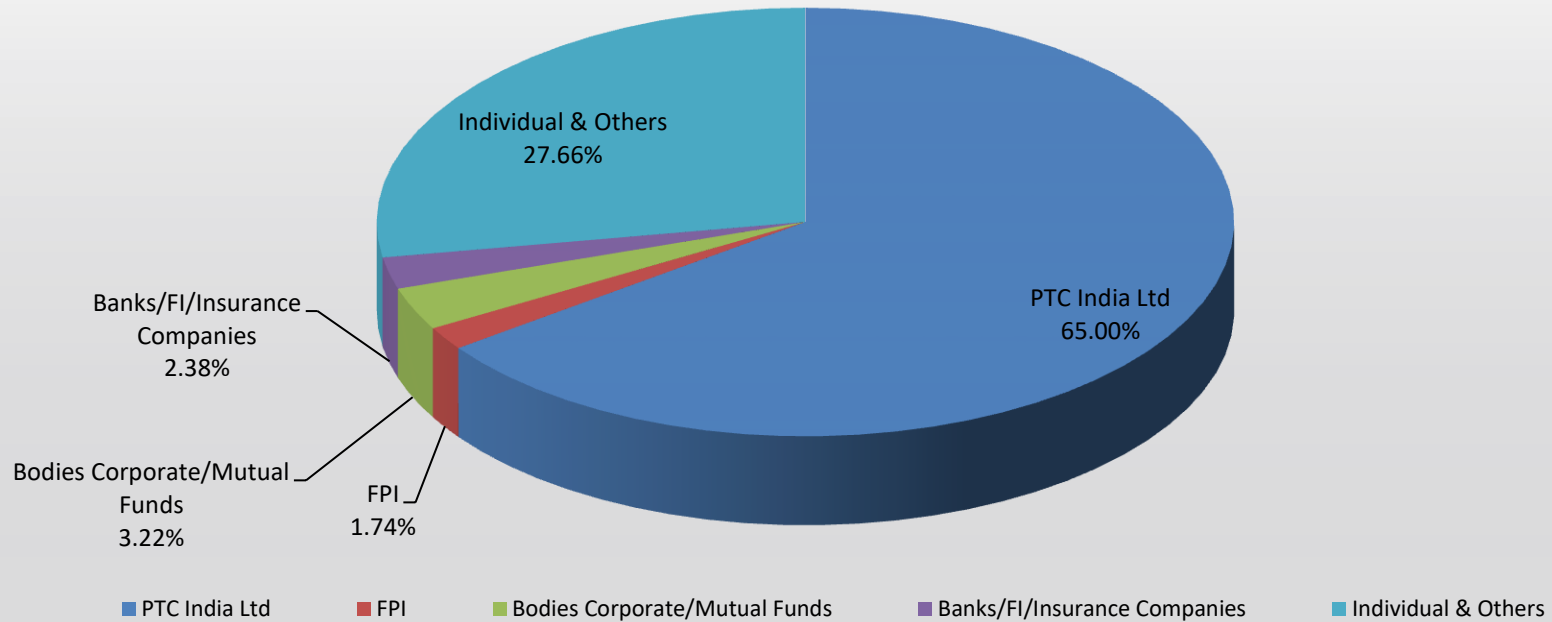
Cumulative Debt Sanctioned



Debt Outstanding



Shareholding as at 31st December 2018



Top 5 shareholders as at 31st December 2018

Name	% Equity
PTC INDIA LIMITED	64.99
LIFE INSURANCE CORPORATION OF INDIA	2.13
DIMENSIONAL EMERGING MARKETS VALUE FUND	0.41
EMERGING MARKETS CORE EQUITY PORTFOLIO	0.38
MV SCIF MAURITIUS	0.27



Thank You