

PTC India Financial Services Limited Q1 2019-20



Disclaimer



This presentation and the accompanying slides (the “Presentation”), which have been prepared by PTC India Financial Services Limited (the “Company”), have been prepared solely for information purposes and do not constitute any offer, recommendation or invitation to purchase or subscribe for any securities, and shall not form the basis or be relied on in connection with any contract or binding commitment whatsoever.

This Presentation has been prepared by the Company based on information and data which the Company considers reliable, but the Company makes no representation or warranty, express or implied, whatsoever, and no reliance shall be placed on, the truth, accuracy, completeness, fairness and reasonableness of the contents of this Presentation. This Presentation may not be all inclusive and may not contain all of the information that you may consider material. Any liability in respect of the contents of, or any omission from, this Presentation is expressly excluded.

Certain matters discussed in this Presentation may contain statements regarding the Company’s market opportunity and business prospects that are individually and collectively forward-looking statements. Such forward-looking statements are not guarantees of future performance and are subject to known and unknown risks, uncertainties and assumptions that are difficult to predict. These risks and uncertainties include, but are not limited to: the performance of the Indian economy and of the economies of various international markets, the performance of the power industry in India and world-wide, competition, the company’s ability to successfully implement its strategy, the Company’s future levels of growth and expansion, technological implementation, changes and advancements, changes in revenue, income or cash flows, the Company’s market preferences and its exposure to market risks, as well as other risks. The Company’s actual results, levels of activity, performance or achievements could differ materially and adversely from results expressed in or implied by this Presentation. The Company assumes no obligation to update any forward-looking information contained in this Presentation. Any forward-looking statements and projections made by third parties included in this Presentation are not adopted by the Company and the Company is not responsible for such third party statements and projections.

The distribution of this document in certain jurisdictions may be restricted by law and persons into whose possession this presentation comes should inform themselves about and observe any such restrictions.

Background & Business

PFS – Background and business



PFS incorporated as a subsidiary of **PTC India Limited**

PFS classified as **Infrastructure Finance Company** by RBI

PFS becomes the first institution in India, to sign **IFC's Master Cooperation Agreement**

Initiated RIDF

2006

2008

2010

2011

2015

2017

2019

Goldman Sachs and **Macquarie** acquired stake in PFS

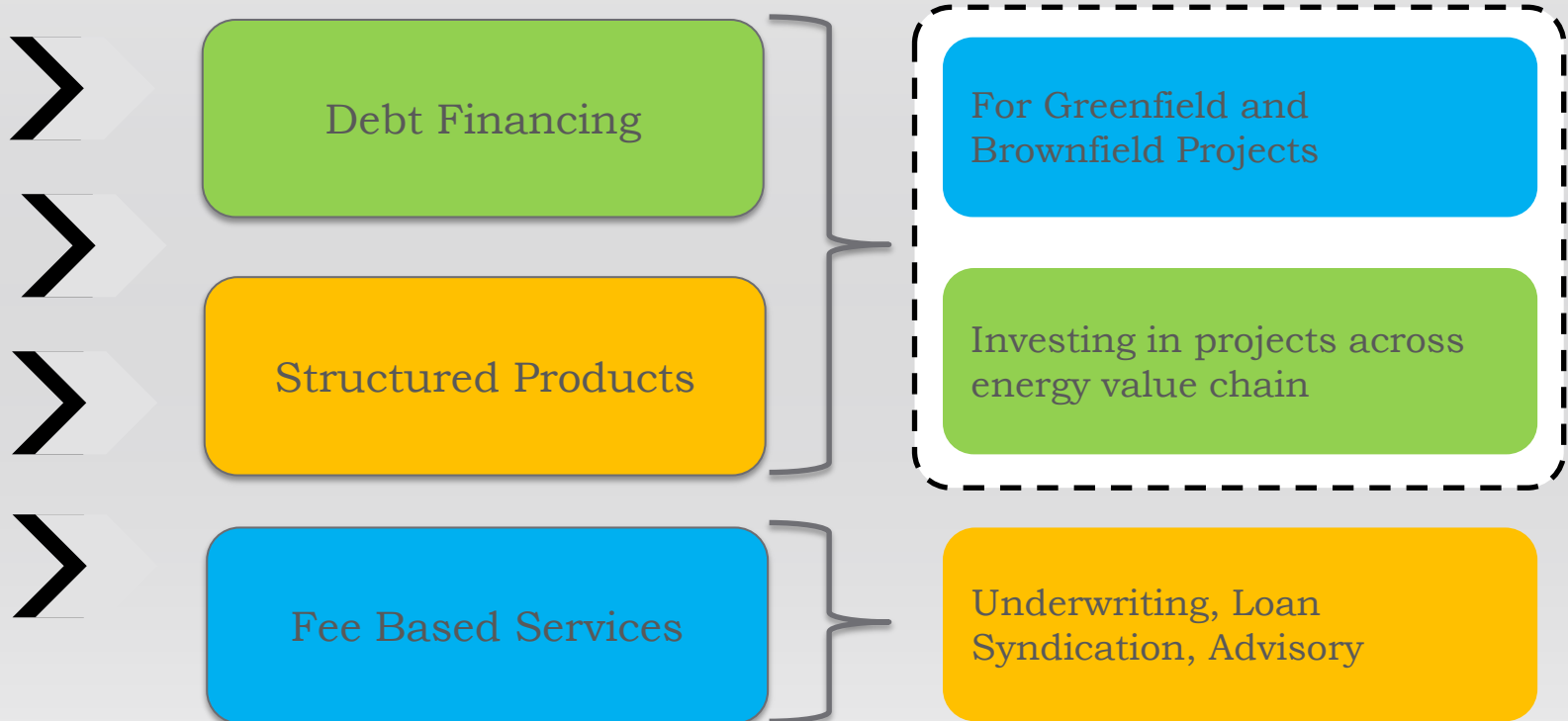
PFS completes Initial Public Offer (IPO), ECBs from **DEG** and **IFC**

Preferential allotment to **PTC India Limited**

First NBFC availed partial credit enhancement

To provide Investment and Financing for Power and Related Infrastructure

**PTC India Financial
Services Limited**



Our Board of Directors

Name	Brief Profile
Mr. Deepak Amitabh – Chairman	CMD of PTC India Ltd and a former member of Civil Services
Dr. Pawan Singh - MD & CEO	Former member of Civil Services. Earlier CFO&D(F) for nearly 7 years at PTC financial board Former Director (Finance) of Delhi Power Company Ltd, Delhi Transco Ltd Genco etc. Has served in various infrastructure sector companies like Power grid, Indian Railways, Tata Steel, IIFCL – (AMC). He has been on board of various companies/ institution presently PTC Energy, MDI.
Mr. Naveen Kumar – Director Operations	Mr. Naveen Kumar is an Electrical Engineer, MBA (Finance) and LLB. Prior to joining PFS, he has worked in power sector majors including BHEL, NTPC and PFC. He has overall experience of about 37 years covering various areas including infrastructure projects formulation, technical and financial appraisal, monitoring and financing / consortium lending of power projects. He also possesses rich experience in area of erection, commissioning, O&M of power projects and setting up of UMPPs.
Mr. Kamlesh Shivji Vikamsey	Mr. Vikamsey has a bachelor's degree in commerce from the University of Mumbai and is a qualified chartered accountant. He is a Senior Partner of Khimji Kunverji & Co, Chartered Accountants since 1982. He has more than thirty five years of experience in Accounting and Finance, Taxation, Corporate and Advisory services. Presently: He is Chairperson of the External Audit Committee (EAC) of International Monetary Fund (IMF), Washington D.C., United States of America; Deputy Chairperson of the Audit Advisory Committee of United Nations Children's Fund (UNICEF), New York, United States of America; and Member of the Independent Management Advisory Committee (IMAC) of International Telecommunication Union (ITU), Geneva, Switzerland.

Our Board of Directors

Name	Brief Profile
Mrs. Pravin Tripathi	Mrs. Tripathi is from IA&AS of 1973 Batch (retired) and has worked at various senior positions in Govt. of India. She has served as member - Competition Appellate Tribunal, Member - Airport Economic Regulatory Authority Appellate Tribunal and as Deputy Comptroller & Auditor General of India
Dr. Rajib Kumar Mishra	Director (Marketing and Business Development) of PTC India Limited.
Mr. Santosh B. Nayar	Mr. Nayar is the Independent Director on the Board of the Company. He has rich working experience of around 40 years in project finance and banking, including international & investment banking, and life insurance industry. He was the Chairman of India Infrastructure Finance Company Limited (IIFCL) , a wholly-owned Government of India Enterprise with an asset size of USD6.5 Bn.

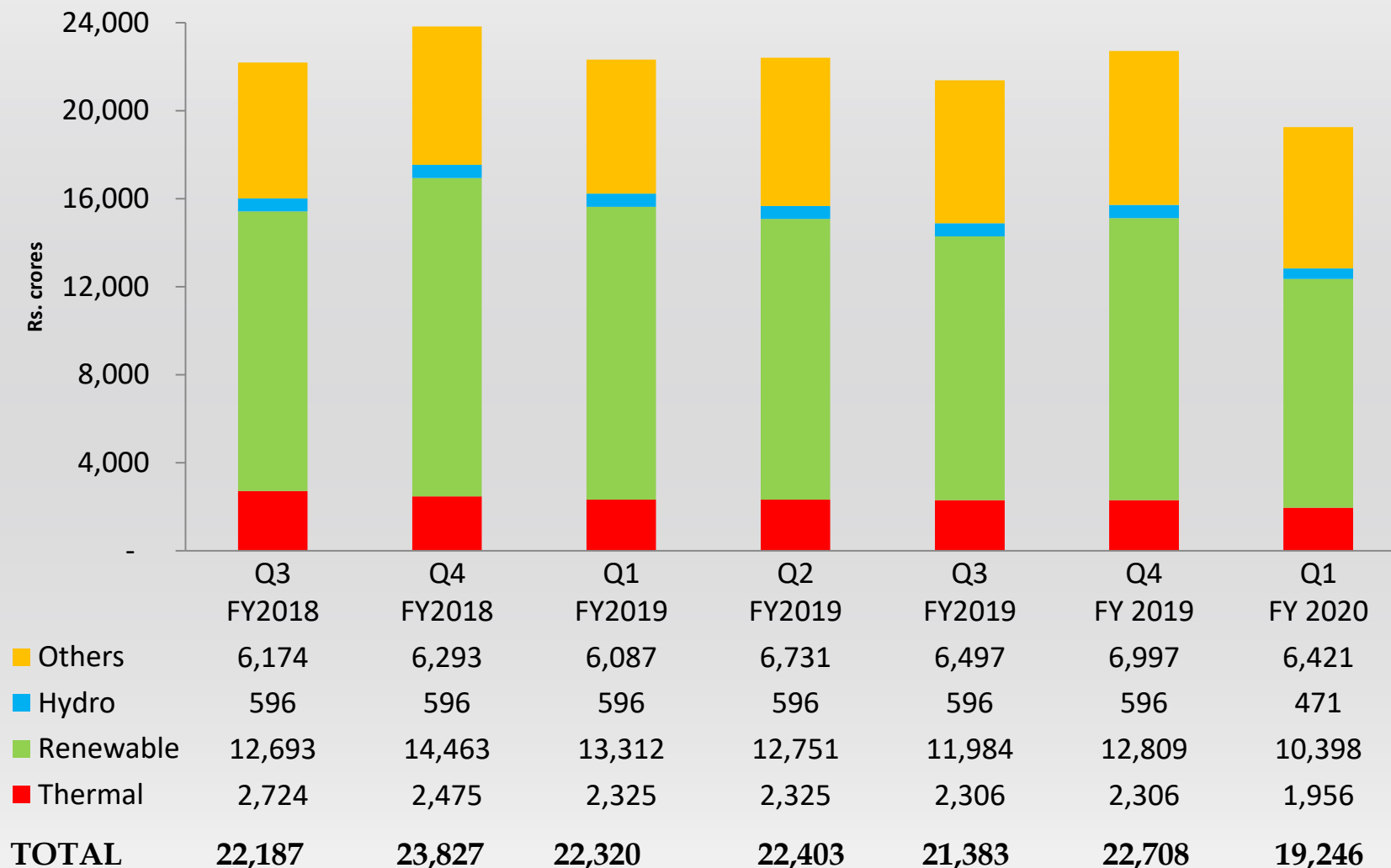
Our Key Lenders (International and Domestic)

Established relationship with leading Development Financial Institutions (DFIs) and banks in form of treasury of around Rs 12,000 crore (around \$ 1,700 million)

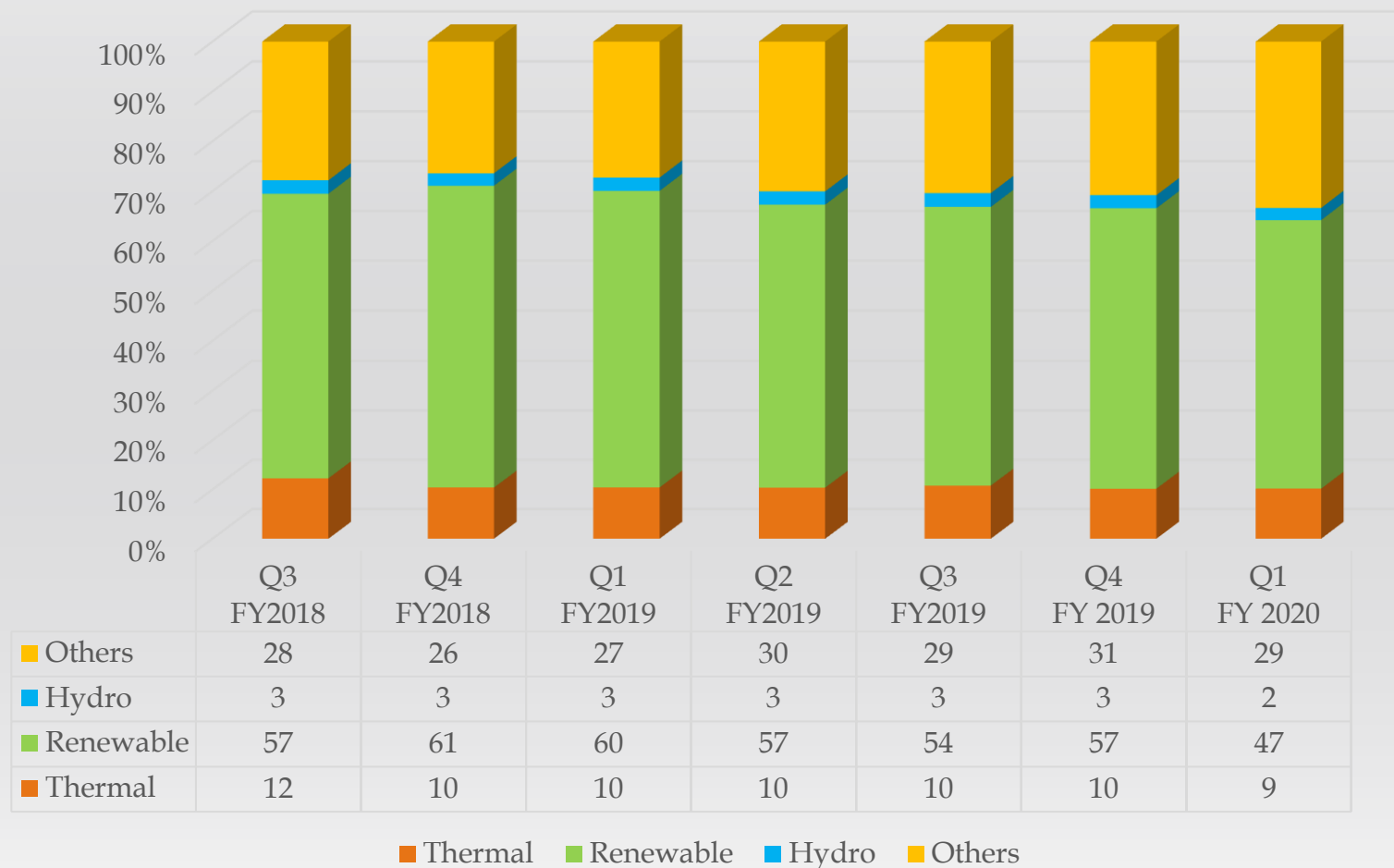


- MoU executed with the U.S.-India Clean Energy Finance (USICEF), managed by Climate Policy Initiative (CPI) for project preparation facility to scale up distributed solar power projects and drive long-term financing.
- Expression of Interest (EoI) executed with DFID India for setting up Renewable Infrastructure Debt Fund (RIDF). UK Climate Investments LLP, would be another partner for proposed RIDF.
- First Indian NBFC executed Master Co-operation agreement with International Finance Corporation (IFC).

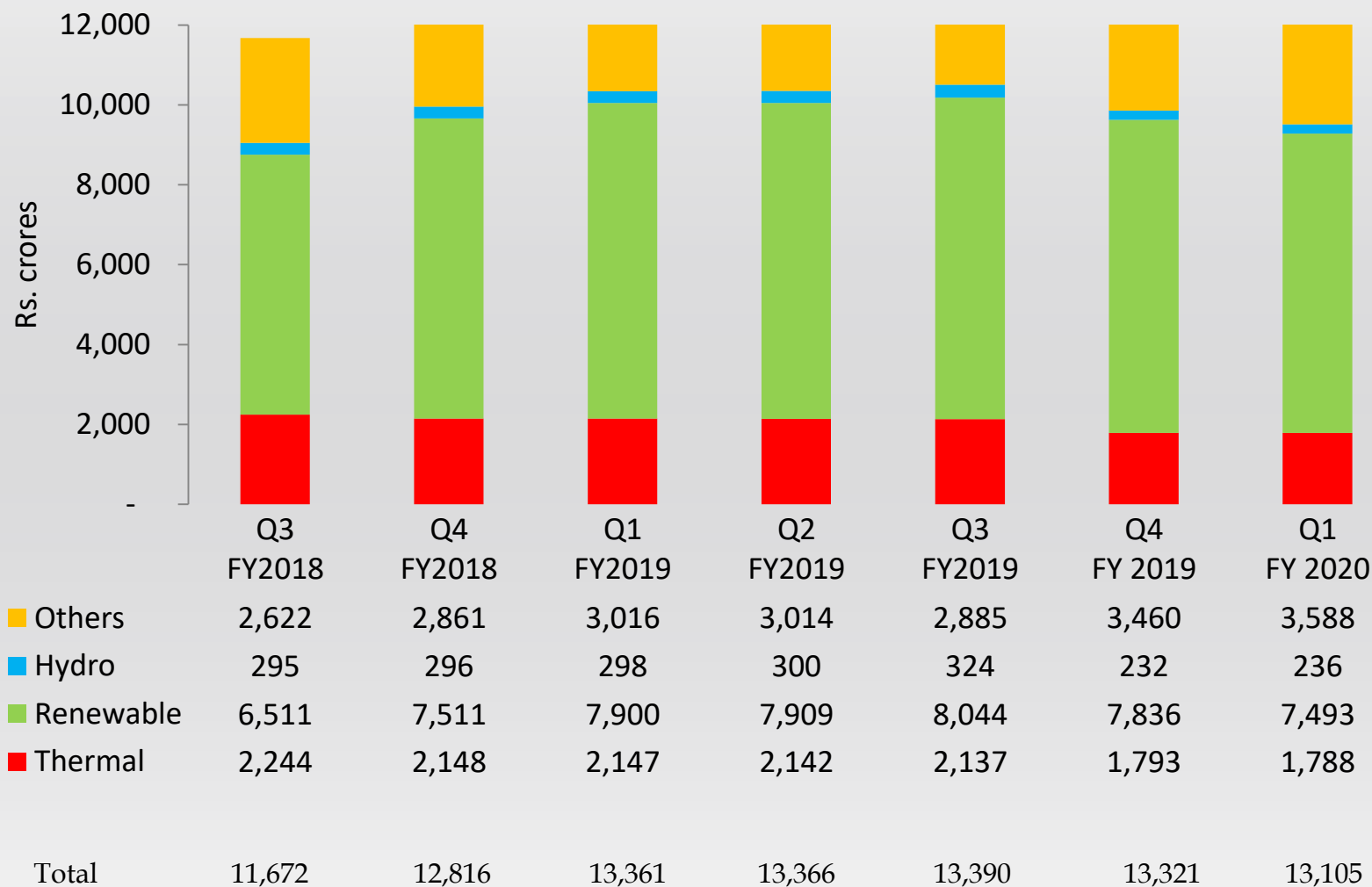
Operational Performance – Cumulative Sanction



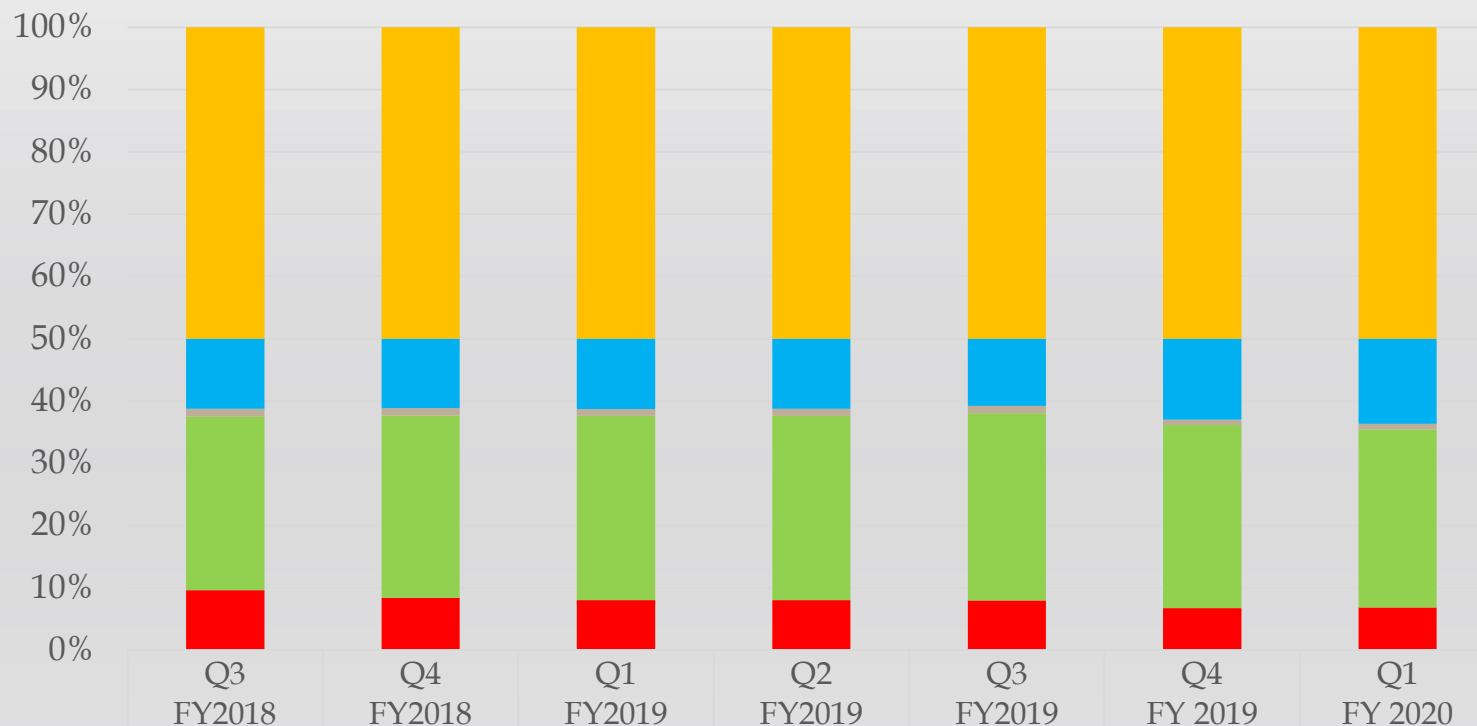
Portfolio Shift – Cumulative Sanction



Operational Performance Highlights - Debt Outstanding



Portfolio Shift – Credit Portfolio



	Q3 FY2018	Q4 FY2018	Q1 FY2019	Q2 FY2019	Q3 FY2019	Q4 FY 2019	Q1 FY 2020
100	100	100	100	100	100	100	98
Others	22	22	23	23	22	26	27
Hydro	3	2	2	2	2	2	2
Renewable	56	59	59	59	60	59	56
Thermal	19	17	16	16	16	13	13

Thermal Renewable Hydro Others

Results Overview

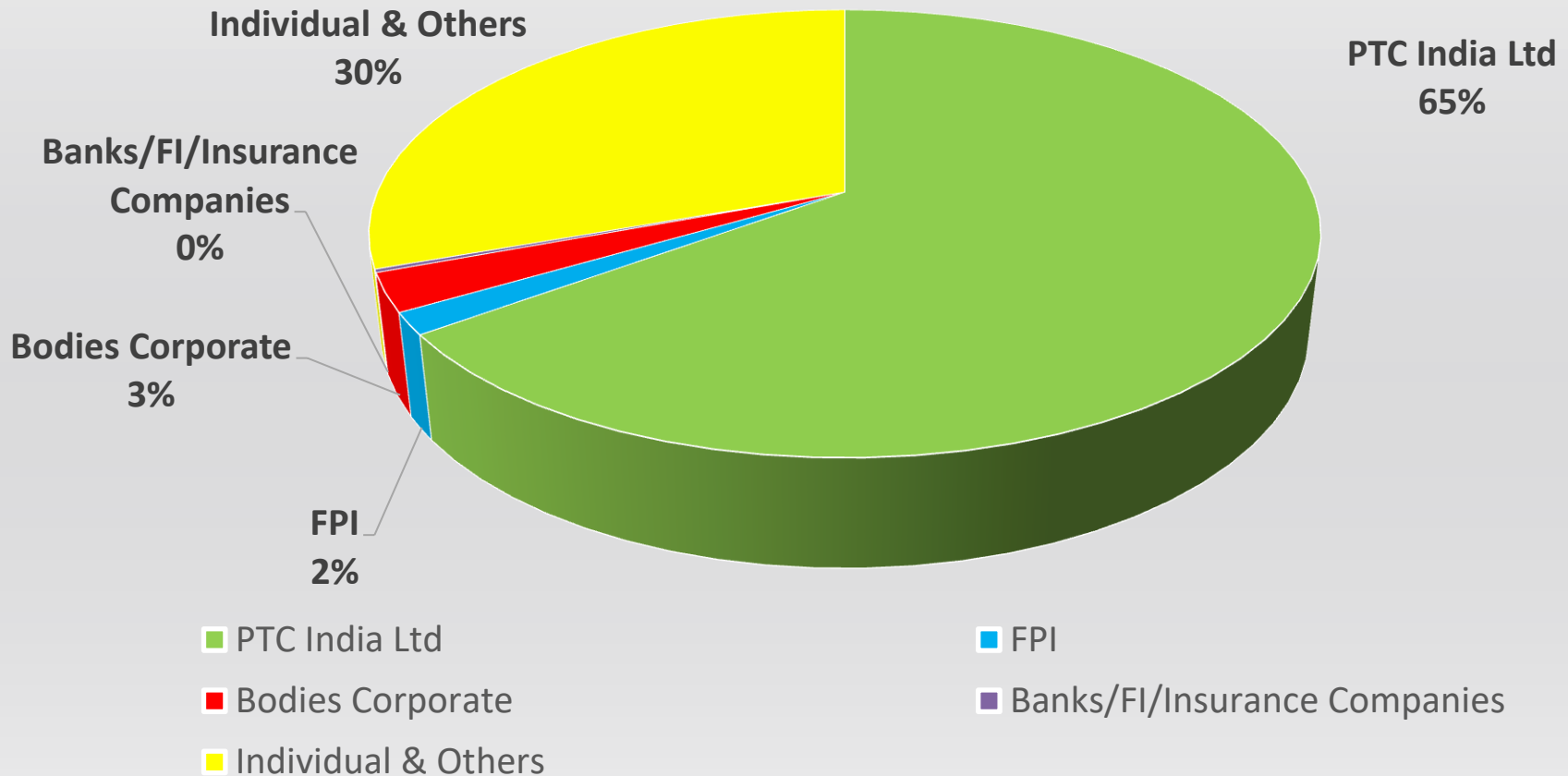


Qtr ended 30 th June 2019	Qtr ended 30 th June 2018	Shift %	Particulars (Rs. Crores)	Year ended 31 st Mar 2019
344.77	305.66	12.79	Interest Income	1,285.17
7.35	8.17	(10.04)	Other Operating Income	49.24
0.07	11.36	(99.37)	Other Income	2.10
352.19	325.19	8.30	Total Income	1,336.51
255.07	215.22	18.52	Interest and financial charges	945.48
1.17	-	100.00	Net loss on fair value changes	-
62.70	17.11	266.47	Provision and contingencies	60.6
9.81	8.78	11.69	Other operating expenses	49.45
328.75	241.11	36.35	Total expenses	1,055.51
23.44	84.08	(72.13)	Profit before tax	281.00
7.79	28.15	(72.31)	Tax expense (including deferred tax)	96.86
15.64	55.93	(72.03)	Profit for the year	184.14
0.84	0.04	1,989.00	Other comprehensive income (net of Tax)	(33.6)
16.48	55.97	(70.56)	Total comprehensive income for the period	150.53

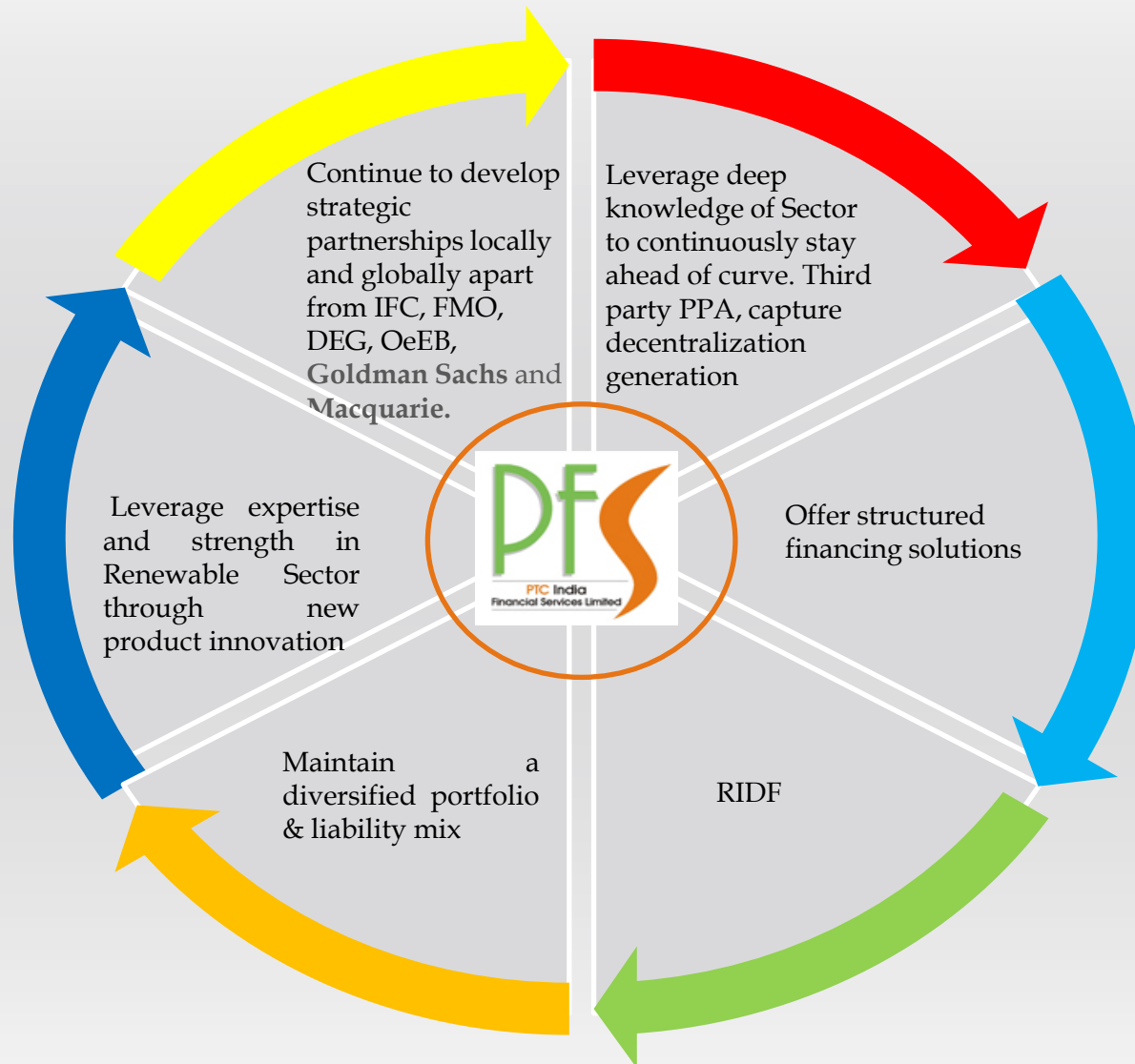
Key Indicators

Qtr ended 30 th June 2019	Qtr ended 30 th June 2018	Particulars	Year ended 31 st Mar 2019
717	1,712	Loan Sanctioned (Rs. Crs)	5,124
457	1,189	Loan Disbursed (Rs. Crs)	4,085
13,711	14,364	Outstanding Credit	14,237
13,105	13,361	Loan Assets (Rs. Crs)	13,321
606	1,003	Non fund based (Rs. Crs)	916
10.29	9.48	Yield on loan assets (%)	9.67
10.47	9.70	Yield including fee (%)	9.96
9.13	8.20	Cost of borrowed funds (%)	8.61
1.16	1.28	Interest Spread (%)	1.06
2.76	2.98	Net Interest Margin (%)	2.69
0.24	0.87	Earnings Per Share (Rs.)	2.87
9.82	7.99	Cost to Income Ratio (%)	10.30
20.83	19.24	Capital Adequacy Ratio (%)	21.55
5.15	5.35	Debt Equity Ratio (%)	5.28
3.01	9.65	Return on Networth (%)	9.19
0.48	1.74	Return on Assets (%)	1.40

Shareholding as at 30th June 2019



Way Forward





Thank You