



IWL: NOI: 34: 2019

24th August, 2019

The Secretary BSE Limited Phiroze Jeejeebhoy Towers Dalal Street, Mumbai 400 001 Fax No. 022-22723121/2037/39/41/61	The Secretary National Stock Exchange of India Limited Exchange Plaza, Bandra Kurla Complex Bandra (E), Mumbai 400 051 Fax No. 022-2659 8237/38
---	---

Scrip code: 539083

Scrip code: INOXWIND

Sub: Annual General Meeting, Annual Report 2018-19 and intimation regarding Book Closure

Dear Sir/ Madam,

We wish to inform you that the 10th Annual General Meeting ('AGM') of the Members of the Company will be held on Tuesday, 17th September, 2019 at 12:00 Noon at Hotel Pandit Moolraj Residency, SH-25, Una-Nangal Road, Rakkar Colony, District Una-174303, Himachal Pradesh.

Pursuant to Regulation 34(1) of the SEBI (Listing Obligations and Disclosure Requirements) Regulations, 2015 ('Listing Regulations'), please find enclosed the Annual Report of the Company for the Financial Year 2018-19, inter-alia, containing the Notice of 10th AGM.


Pursuant to Regulation 42 of Listing Regulations, the Register of Members and Share Transfer Books of the Company shall remain closed from Wednesday, the 11th September, 2019 to Tuesday, the 17th September, 2019 (both days inclusive) for the purpose of AGM.

We further wish to inform you that the Company is providing e-voting facility to the Members of the Company to cast their votes by electronic means on all the resolutions set out in the notice of AGM through the e-voting platform of Central Depository Services (India) Limited, the detailed instructions for which have been given in Note No.7 of the Notice of AGM. The cut-off date for determining the eligibility of Members to vote is 10th September, 2019.

We request you to please take the above on record.

Thanking You,
Yours faithfully,
For **Inox Wind Limited**


Deepak Banga
Company Secretary



Encl: As above

TRANSFORMING FOR GROWTH

Annual Report
2018-19

Contents

Corporate Overview


02	About Inox Group
04	About Inox Wind
06	Growing Industry Optimism
08	Inox Wind – Transforming for a better tomorrow
10	Our Portfolio
11	Leveraging our technology prowess
12	Emerging stronger
14	Profile of the Board and Management Team
17	Corporate Information

Statutory Reports

18	Management Discussion and Analysis
30	Notice
48	Board's Report
85	Corporate Governance Report

Financial Statements

102	Standalone Financial Statements
169	Consolidated Financial Statements
248	Route Map



Annual Report Formats

This annual report is available in the following formats:



Print



Online



Smartphones



View our Annual Report and Accounts and other information about Inox Wind at www.inoxwind.com

Forward looking statement

Some information in this report may contain forward-looking statements. We have based these forward looking statements on our current beliefs, expectations and intentions as to facts, actions and events that will or may occur in the future. Such statements generally are identified by forwardlooking words such as "believe", "plan", "anticipate", "continue", "estimate", "expect", "may", "will" or other similar words. A forward-looking statement may include a statement of the assumptions or basis underlying the forward-looking statement. We have chosen these assumptions or basis in good faith, and we believe that they are reasonable in all material respects. However, we caution you that forward looking statements and assumed facts or bases almost always vary from actual results and the differences between the results implied by the forwardlooking statements and assumed facts or bases and actual results can be material, depending on the circumstances.



Real growth demands real commitment -

not just to plans, strategies, and deliver results, but also to the willingness to change with changing circumstances & opportunities. **For us at Inox Wind, our journey has been a transformative one** – we have kept pace with changing industry norms; persevered through volatile times and leveraged our prowess in technology & energy to ensure we keep growing from strength to strength. With our eye on a much bigger future, we are doing our part in establishing ourselves for a prominent presence in the energy solutions market and look forward to transforming our industry landscape in future!

About Inox Group

With diverse business presence across segments in India and abroad, Inox Group is worth US\$ 3 billion as on 31 March 2019. We are a professionally managed conglomerate with leadership position across multiple business segments.

Our business portfolio



Industrial
Gases



Refrigerants



Chemicals



Cryogenic
Engineering



Renewable
Energy



Entertainment

Group Highlights

US 3+ Bn

Combined Net worth of all
group companies

150+

Business units across India

9+

Decades of existence

10,000+

Employees across the globe

50+

Countries of market
presence

Group Structure

Inox Group Companies

Listed Companies



GFL Limited

Erstwhile Gujarat Fluorochemicals Limited. Holding company of INOX Wind and INOX Leisure Ltd.



INOX Leisure Limited

A premium multiplex chain, INOX Leisure is amongst one of India's largest cinema exhibition company.



INOX Wind Limited

With state-of-the-art manufacturing plants spread across India, INOX Wind is one of the largest wind energy solutions provider in the market.

Other Companies



INOX Air Products Private Limited

One of the largest manufacturers of industrial gases in India with 40 plants spread across the country.



Inox India Private Limited

One of the largest manufactures of standard and engineered cryogenic equipment serving leading international gas companies in India, USA, Netherlands and Brazil.



Gujarat Fluorochemicals Limited

Erstwhile INOX Fluorochemicals Limited. The Largest producer of Chloromethanes, Refrigerants and Polytetrafluoroethylene in India.

About Inox Wind

Leading the way forward in the wind energy market, Inox Wind Limited (IWL) is one of the largest manufacturers of Wind Turbine Generators (WTGs) in India. We are a fully integrated wind energy solution provider engaged in providing services to IPPs, Utilities, PSUs, Corporates and Retail Investors.

We possess three-state-of-the-art manufacturing facilities in Gujarat, Madhya Pradesh and Himachal Pradesh. Additionally, we are also engaged in providing turnkey solutions for wind farm projects. Our offerings under this segment include wind resource assessment, site acquisition, infrastructure development, erection and commissioning and long-term operations and maintenance services of wind power projects.

Our manufacturing details



Ahmedabad
(Gujarat)
Blades & Towers



Barwani (Madhya
Pradesh)
Blades & Towers



Una (Himachal
Pradesh)
Nacelles & Hubs

1600 MW

Blade manufacturing capacity

600 MW

Tower manufacturing capacity

1100 MW

Nacelle and hub capacity

3

Manufacturing Facilities

2.4 GW

Cumulative Capacity of wind
turbines commissioned

~7000 Crores

Value of order book

1210.7 MW

Size of order book

Certification received for
manufacturing high quality
product

ISO 9001:2008

Certifications received by our
manufacturing units

ISO 14001:2004

OHSAS 18001:2007

ISO 3834-2

Vision

To be amongst the leading renewable energy companies globally through technological and operational excellence.

Mission

We seek to establish ourselves as a leading provider of integrated wind energy solutions in India and to expand to markets globally. We endeavour to align ourselves with the needs and values of all our stakeholders and we aim to achieve this by:

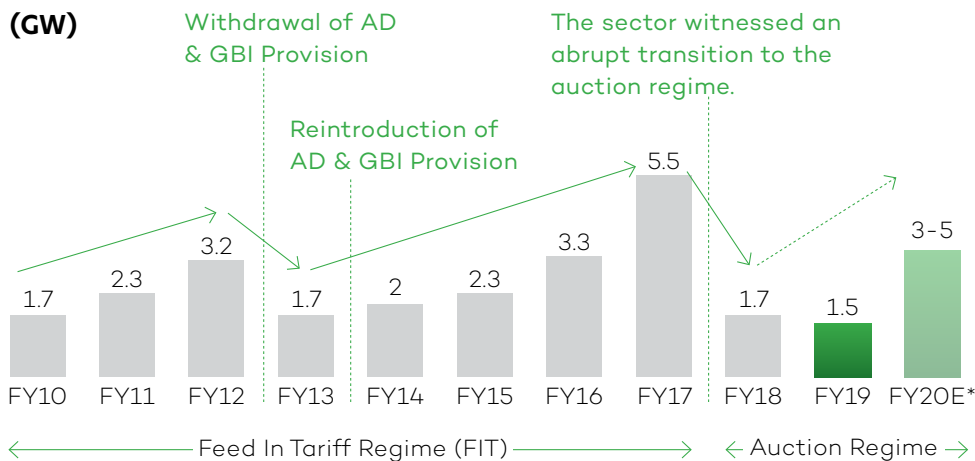
- Expanding and improving our existing manufacturing facilities
- Increasing our inventory of quality project sites
- Improving the cost-efficiency of generating power from wind energy while maintaining high quality standards and project execution capabilities
- Continuing to consolidate our position in the Indian market and grow outside India

Growing Industry Optimism

Energy is considered as the most important building block in human development and is a key factor influencing the sustainable development of any nation.

Overcoming challenges

With an installed capacity of 35.62 GW of wind energy as on 31 March 2019, the country currently holds 4th position for installed wind power capacity globally. Lately, the wind energy sector's performance has, however, been facing certain headwinds. Of the number of auctions planned during H1 FY 19, some were reduced or cancelled on account of concerns about lack of evacuation capacity. The country also witnessed a slowdown in capacity addition during the year. There has also been significant changes in the market scenario due to changes in government policies, particularly shift from FiT (Feed-in-Tariff) to auction regime.



A stronger future

The last couple of years have been transitional for the wind industry after it shifted from the feed-in-tariff (FiT) regime to competitive bidding process. An abrupt introduction of reverse auctions and bidding was the major reason behind disruption in the industry. Further, the industry also witnessed a fall in wind power generation tariffs from ₹ 4.2 a unit in 2014 to ₹ 2.43 a unit in 2018, which significantly reduced the margins for wind energy equipment manufacturers.

However, the sector is now moving ahead towards a regime of sustainable volume and growth post witnessing a painful transition over the past few quarters. After a slump, India is speeding through wind energy tenders at the national level as it tries to make up for the lost time and meet its target to have 60 GW of installed wind energy capacity by March 2022. The industry players also plan to boost their production to increase their volume to nearly 4-5 MW of energy by FY 21.

Increased auction based capacity installation

New wind energy projects are also being added almost entirely through competitive auctions, with the Solar Energy Corporation of India (SECI) holding almost all auctions. The Government has proposed a target of approx. 10 GW of wind auctions p.a.

Auction	Months	Volume (MW)
SECI 1	February 2017	1050
Tamil Nadu	August 2017	500
SECI 2	October 2017	1000
Gujarat	December 2017	500
SECI 3	February 2018	2000
Maharashtra	March 2018	500
SECI 4	April 2018	2000
NTPC	August 2018	1200
SECI 5	September 2018	1200
Hybrid 1	December 2018	840
SECI 6	February 2019	1200
Gujarat	May 2019	745
Total		12735

In the coming fiscal, the projects awarded by the central nodal agencies and state distribution utilities will provide a reasonably healthy visibility for Renewable Energy with estimated addition of about 9 GW in FY 19 and further expected addition of 10 GW in FY 20. This is expected to increase the share of Renewable energy in the all India generation to 10% by FY 20 and further to 13% by FY 22 on basis of estimated capacity addition.

~13 GW

Auctions conducted in past 18 months should reflect capacity addition over FY 20 and FY 21

~10 GW

Per annum proposed wind auctions by GoI to be held till FY 28

Inox Wind – Transforming for a better tomorrow

We are probably the only Indian wind company in the wind energy sector to survive the industry downturn in recent past. Our integrated business model and competitive strengths have helped us stand up tall amidst market uncertainties to emerge back stronger and deliver value to our stakeholders. Our key competitive strengths include:

Efficient cost structure

In-house

Manufacturing of key components of WTGs

Competitive

Cost structure in the wind turbine manufacturing industry

Optimum

Logistics cost enabling us to remain cost competitive in the industry

Licensed

to use AMSC technology that helps to reduce research and development expenses

Lowest

Cost producer of wind turbines in India with lower operating cost and total cost per MW

Strong order book



Particulars	Capacity
Auction based order book	950 MW
Supplied	(264 MW)
Net order book	686 MW

$$\begin{array}{rcl}
 501.6 & & \\
 \text{LOI for 3.3 MW from Adani} & & \\
 + & & \\
 23.1 & & \\
 \text{Agreement signed with leading MNC IPP for 3.3 MW} & & \\
 = & & \\
 1210.7 & & \\
 \text{Total} & &
 \end{array}$$

Strong annuity model

Multi-year

O&M agreements in place for all its customers where WTGs will be beyond the free O&M /Warranty period

Non-cyclical

Nature of O&M revenues with steady cash flows and higher margins

Uptick

In revenues from O&M expected with increasing fleet size and strong order book



Our Portfolio

Infrastructure Support & Capabilities

1

We carry out meso scale mapping across the country to identify sites suitable for wind farms

2

We are engaged in installation of wind masts across multiple states in India for continuous wind data monitoring

3

Our turbines are specially designed after carrying out extensive study of wind regime availability so as to suit climatic conditions across various Indian sites

4

Post commissioning support is also provided from our end by way of renewable energy certificates, generation based incentive and clean development mechanism

5

We carry out development and construction of infrastructure for wind farm and land in order to facilitate installation of WTGs

6

We also construct substations to ensure uninterrupted power evacuation, highest grid availability, and minimal electrical line losses throughout their life cycle

7

We provide engineering, procurement and construction services which includes manufacturing of major components of WTG, tower foundations, supply, erection and installation of turbines, pre-commissioning and post-commissioning of WTGs etc.

8

On the basis of wind resource assessments, we analyze typical areas of interest in terms of wind potential, availability of evacuation infrastructure, nature of land availability, accessibility, ease of movement of the WTG including accessories (logistics)

Operation & Maintenance

At Inox Wind, our Operations and maintenance services comprises of:

1

Predictive and Condition Based Maintenance

2

Wind Power plant (WPP) maintenance, which is carried out by our 24 x 7 dedicated on-site team. O&M team ensure every possible yield from WPP

3

Adherence to Preventive Maintenance of Wind Turbine Generators, Unit Substation, High Tension Lines and Metering Points.

4

Upkeep & maintenance of evacuation facilities of the Wind Power Plant Infrastructure

5

Store office maintenance with emergency spare parts

Leveraging our technology prowess

Wind energy – gaining strength

Presently, the wind energy sector is witnessing substantial incremental capacity across the value chain. Even though, India is comparatively new entrant to the wind industry as compared to other developed economies, the domestic policy support for wind power has led India to emerge as the fourth largest installed wind power capacity in the world. With this expansion in the market, we believe the growth will continue at a robust pace providing us with opportunities to further grow our business.

Pioneering with technology

At Inox Wind, we continue to lead with bringing about a positive change to the sector. Our landmark exclusive agreement with AMSC, a leading wind energy technology, based in Austria, positions us favourably to introduce pioneering solutions for the sector in the country. The upcoming launch of our 3.3 MW wind turbine, will make it the largest wind turbine in the country with the largest rotor diameter of 146 metre. The 3MW wind turbine platform is a globally recognized proven platform that improves energy yields, reduces the levelised

cost of energy (LCoE) and leads to superior performance. The launch of this game changing wind turbine would set new benchmarks in the Indian wind industry and reinforce our market leadership.

In addition to this, we also possess a perpetual license from AMSC to manufacture 2 MW WTGs in India based on AMSC's proprietary technology. We have an exclusive license in India, subject to three existing licenses that AMSC had previously granted for the production and sale of 2 MW WTGs worldwide, including in India. AMSC's state-of-the-art wind turbine designs range from offerings of 1.65 MW to 10 MW and more than 15,000 MW of installed capacity has been operating globally for multiple years based on AMSC's designs.

Further, our WTGs are equipped with Double Fed Induction Gear (DFIG) technology having one of the highest swept areas, making the WTGs ideally suited for low wind speed sites such as those prevailing across India. They are designed and developed with a view to achieving efficient power curves, improved up-times and reducing operations and maintenance costs. Our advanced technology helps us manufacture key components that ensure high quality, reliability and cost competitiveness.



Non-exclusive license

From WINDnovation for custom-made rotor blade sets

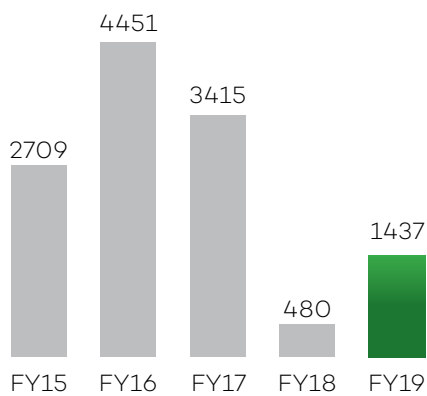
First

In the country to introduce 3.3MW wind turbines

Emerging stronger

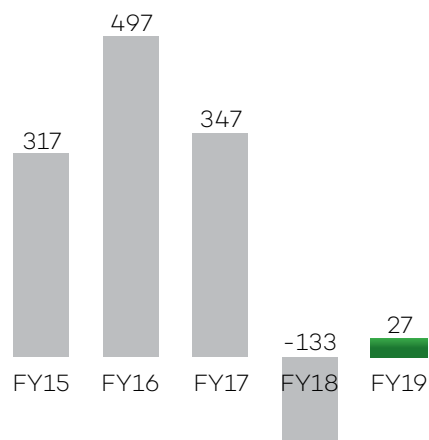
Revenue

(₹ in Crores)



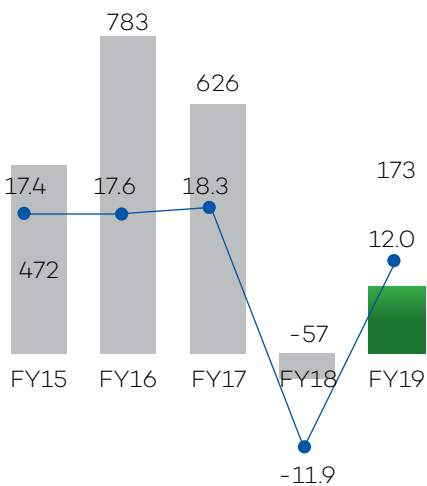
Cash Profit

(₹ in Crores)



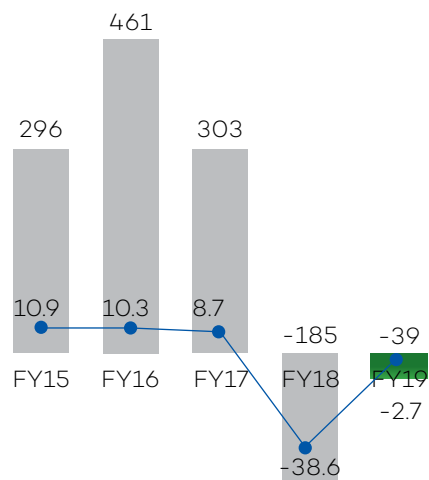
EBITDA (₹ in Crores)

EBITDA Margin (%)



PAT (₹ in Crores)

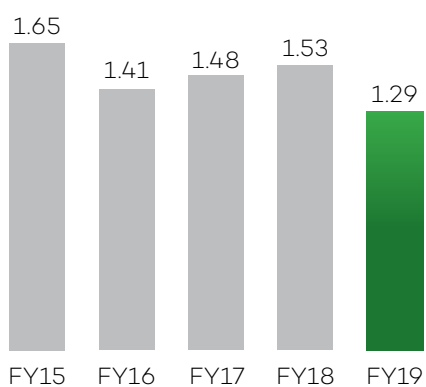
PAT Margin (%)



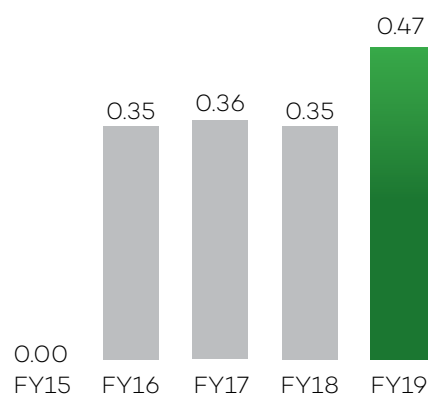
Note: Consolidated financials, FY15-16 as per IGAAP, FY17-19 as per Ind AS

Current Ratio

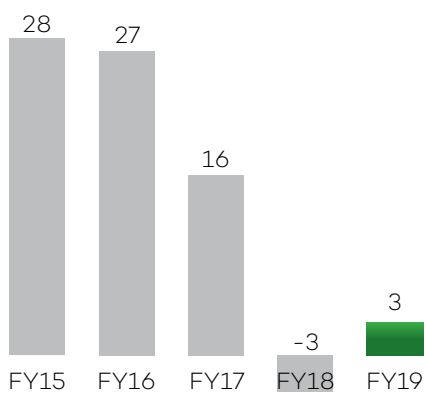
(in times)

**Net Debt Equity Ratio**

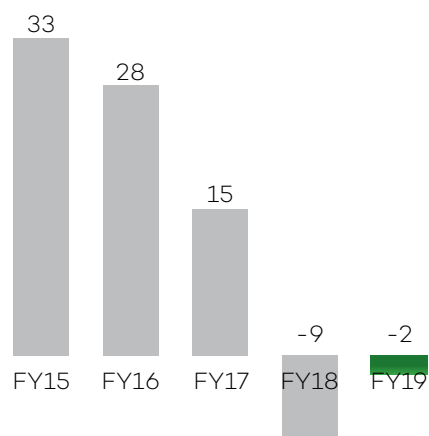
(in times)

**ROCE**

(%)

**ROE**

(%)



Profile of the Board and Management Team



Devansh Jain
Whole-time Director

- Has completed a Double Major in Economics and Business Administration from Carnegie Mellon University, Pittsburgh, USA
- Has over 11 years of work experience in various management positions
- He has been spearheading INOX Group's foray into the wind energy sector
- He has been on the National Council of Indian Wind Power Association and Honorary Secretary of Indian Wind Turbine Manufacturers Association
- Was awarded "Young Entrepreneur Award" at the AIMA Managing India Awards 2017
- Was featured in the Economic Times "40 under Forty - Celebrating Young Leaders" study conducted by Spencer Stuart in 2016
- Was awarded for his outstanding contribution to renewable energy at the Energy and Environment Foundation – Global Excellence Awards 2014
- Was awarded 'Wind Power Man of the Year 2012-13' at the annual event conceptualized by Global Energia



Kailash Lal Tarachandani
Whole-time Director & Chief Executive Officer
(With effect from 19th May, 2018)

- Holds a Bachelors Degree of Technology in Electrical Engineering from Indian Institute of Technology, Kanpur and a Master's Degree in Business Administration from INSEAD, France
- Has more than 24 years of experience in the field of strategy management, global project execution, product management, business development and was instrumental in building organisations, setting up their plants, acquiring technologies and developing their management team
- Prior to joining INOX Wind as Chief Executive officer (CEO) in May 2013, he was associated with Kenerseys Private Limited, Pune, Vestas Wind Systems, Alstom Power (Switzerland) and Larsen and Toubro Limited. He was appointed as Whole- Time Director & CEO with effect from 19th May, 2018.

**Siddharth Jain**

Non-Executive Director

- Holds a Bachelor's Degree in Mechanical Engineering from the University of Michigan – Ann Arbor and holds a Master's Degree in Business Administration from INSEAD, France
- Has over 17 years of work experience in working with

various business units across the INOX Group

- He is currently a Whole Time Director of INOX Air Products Private Limited and also holds Directorship in other Group Companies as well.

**Shanti Prashad Jain**

Independent Director

- Fellow Member of the Institute of Chartered Accountants of India
- Has more than four decades of experience as a Chartered Accountant and Direct Tax Consultant

- Senior Partner of firm M/s Shanti Prashad & Co., Chartered Accountants, New Delhi
- He has specialised in taxation matter of various reputed companies and banks

**Chandra Prakash Jain**

Independent Director

- Holds a Bachelor's Degree in Law & a Advance Diploma in Management
- Fellow Member of the Institute of Chartered Accountants of India
- Former Chairman & Managing Director of NTPC Limited
- He was also the Chairman of the Standing Conference of Public Enterprises (SCOPE) for the period 2003-05
- Past member of the Standing Technical Advisory Committee of the Reserve Bank of India,

Audit Advisory Board of the Comptroller & Auditor General of India

- In the past headed the CII's (Confederation of Indian Industries) 'National Committee on Energy'
- Presently he is also an Independent Director on the Boards of various companies including IL&FS Energy Development Company Limited, Adani Power Limited and PCI Limited.

Profile of the Board and Management Team



Bindu Saxena

Independent Director

- Completed her Bachelor's in Commerce and Bachelor's in Law from Lucknow University.
- She is an Advocate and is a Partner of the Law firm M/s Swarup & Company, New Delhi.
- Has over 27 years of experience as corporate attorney with experience of commercial transactions and projects in India and overseas.



V. Sankaranarayanan

Independent Director

- Holds a Bachelor's degree in Commerce from Madurai University.
- He has wide exposure and experience of over 33 years in Finance and Taxation.
- He is on the Board of various companies including INOX Wind Infrastructure Services Limited and Triumph Trading Limited.



Narayan Lodha

Chief Financial Officer

(With effect from 9th February, 2019)

- He is a Fellow Member of the Institute of Chartered Accountants of India and an Associate Member of the Institute of Company Secretaries of India.
- He has more than 18 years of rich experience in the areas of Fund Raising, Financial Planning, Reporting, MIS, Budgeting & Business Strategy, Banking & Finance, Cost Controls, Taxation, Auditing and Secretarial.
- He was previously associated as Chief Financial Officer of large infrastructure companies like Bhilwara Energy Limited.

Corporate Information

Board of Directors

Devansh Jain

Whole-time Director

Kailash Lal Tarachandani

Whole-time Director & Chief
Executive Officer (w.e.f. 19.05.2018)

Siddharth Jain

Non-Executive Director

Shanti Prashad Jain

Independent Director

Chandra Prakash Jain

Independent Director

Bindu Saxena

Independent Director

V. Sankaranarayanan

Independent Director

Key Managerial Personnel

Devansh Jain

Whole-time Director

Kailash Lal Tarachandani

Whole-time Director & Chief
Executive Officer (w.e.f. 19.05.2018)

Narayan Lodha

Chief Financial Officer
(w.e.f. 09.02.2019)

Deepak Banga

Company Secretary
and Compliance Officer

Statutory Auditor

M/s. Dewan P.N. Chopra & Co.

Chartered Accountants
C-109, Defence Colony,
New Delhi
Tel: +91 11- 24645895/96

Board Level Committees

Audit Committee

Shanti Prashad Jain, Chairman
Chandra Prakash Jain, Member
Bindu Saxena, Member
Devansh Jain, Member

Nomination & Remuneration Committee

V. Sankaranarayanan, Chairman
Shanti Prashad Jain, Member
Chandra Prakash Jain, Member
Siddharth Jain, Member

Stakeholder's Relationship Committee

Shanti Prashad Jain, Chairman
Devansh Jain, Member
Kailash Lal Tarachandani, Member

Corporate Social Responsibility Committee

Devansh Jain, Chairman
Shanti Prashad Jain, Member
Kailash Lal Tarachandani, Member

Business Responsibility Committee

Devansh Jain, Member
Kailash Lal Tarachandani, Member
Chief Financial Officer, Member

IWL Committee of the Board for Operations

Devansh Jain, Member
Kailash Lal Tarachandani, Member

Bankers

Axis Bank Limited
HDFC Bank Limited
ICICI Bank Limited
IDBI Bank Limited
IndusInd Bank Limited
Yes Bank Limited
RBL Bank Limited
The South Indian Bank Limited
State Bank of India
The Hongkong and Shanghai
Banking Corporation Limited

Address for Investor Correspondence

Link Intime India Private Limited,
Noble Heights, 1st Floor,
Plot No. NH 2, LSC, C-1 Block,
Near Savitri Market,
Janakpuri, New Delhi – 110058

Any Query on Annual Report

Company Secretary,
Inox Wind Limited,
Inox Tower, Plot No. 17, Sector-16A,
Noida-201301, Uttar Pradesh

Plant Locations

Una Plant

Plot No. – 1, Khasra Nos. 264 to 267
Industrial Area, Village Basal,
District Una- 174 303,
Himachal Pradesh

Rohika Plant

Plot No. 128, Ahmedabad-Rajkot
Highway, Village-Rohika, Tehsil-
Bavla, Ahmedabad

Barwani Plant

Plot No. 20, AKVN Industrial Area,
Relwa Khurd, Tehsil – Rajpur,
District Barwani – 451449,
Madhya Pradesh

Registered Office

Plot No. 1, Khasra Nos. 264 to 267,
Industrial Area, Village Basal,
District Una – 174303
Himachal Pradesh
Tel. / Fax No.: +91 1975 272001

Corporate Office

INOX Towers
Plot No. 17, Sector 16A,
Noida - 201301,
Uttar Pradesh
Tel. No.: +91 120 6149 600
Fax No.: +91 120 6149 610
Website: www.inoxwind.com
Registration No.: 031083
Corporate Identification
No.: L31901HP2009PLC031083

Management Discussion and Analysis

ECONOMY AND INDUSTRY OVERVIEW

Global Economy- An Overview

In the past couple of years, global economic growth have accelerated in more than half of the world's economies despite facing headwinds in terms of trade tension and financial vulnerabilities. The Global economy posted a sturdy growth of 3.6% in CY 18 on account of improvement in the fiscal policy in the United States of America which counterpoised the slower growth in some other large economies. The developed economies witnessed a substantial growth of 2.2%, of which East and South Asia remained comparatively strong at 5.8% and 5.6% respectively during CY 18. Against this backdrop, the year witnessed a significant rise in trade tension in some of the large economies along with a slowdown in investment, higher consumer prices and a decline in business confidence. In addition, a rapid rise in interest rates and a major strengthening of the dollar further aggravated domestic instabilities and financial difficulties in some countries, leading to higher risk of debt distress¹.

Outlook

On account of these factors, the world economy is projected to grow at a rate of 3.3% in CY 19 and strengthen to 3.6% in CY 20. Among developed economies, US is likely to witness a growth of 2.3% in CY 19 and 1.9% in CY 20 owing to slow down in fiscal

stimulus and increasing impact of higher interest rates. While EU is estimated to witness a steady growth of 1.6%, the risks are tilted to the downside, including a potential fallout from Brexit. As regards developing and transition economies, the gradual moderation from 6.6% in CY 18 to 6.3% in CY 19 in China is likely to continue with policy support leading to positive optimism towards the impacts of trade tensions¹.

Indian Economy- An Overview

The Indian Economy grew at 6.8% in FY 19, as the fourth quarter ended recording a growth of 5.8%². The service sector, constituting 54% of India's GVA, witnessed a moderating growth of 7.5% in FY 19 as against 8.1% in FY 18. The major reason behind the deceleration was muted growth in the trade, hotels, transport, communication & broadcasting services sector which accounted for growth of 6.9% and public administration and defence & others services sector which posted a growth rate of 8.6% during the year. Against this backdrop, the financial services, real estate and professional services witnessed a significant growth of 74%, up from 6.2% in FY 18. Despite growing at a

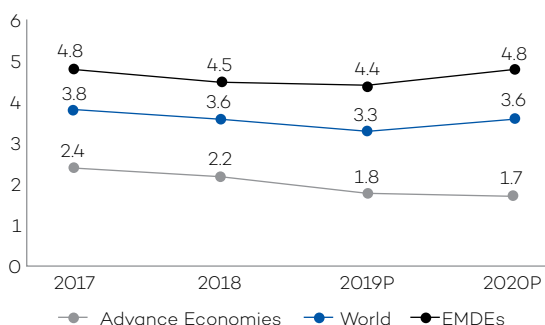
6.8 %

GDP growth rate of Indian Economy in FY 19

moderate pace, the services sector continued to outpace agriculture and manufacturing sector growth and contributed over 60% to total GVA growth³.

For the fifth year, CPI-C based headline inflation continued to shrink remaining below 4.0% in last two years while the food inflation remained below 2%⁴. The investments however rebounded in FY 19 with gross fixed capital formation (GFCF) growing at 12.2%, as compared to 7.6% in FY 18. In terms of GDP, GFCF is estimated to have grown to 29.5% from 28.5%⁵. Further, exports witnessed a growth of 12.1%, supported by low base, eased constraints from GST implementation and revival of trade war. This also resulted in growth of manufacturing sector to 8.3%, up from 5.7% in FY 18⁶.

Global GDP Growth Rate (in %)



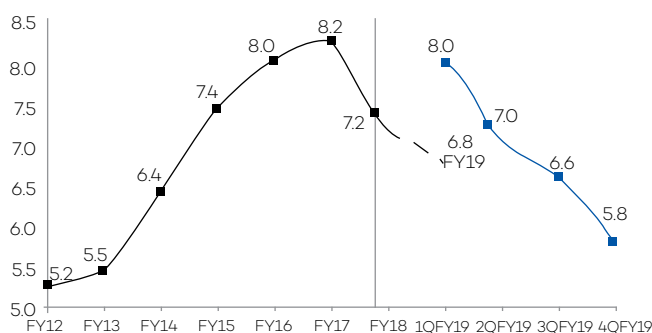
P: Projected

Source: IMF, April 2019

Outlook

In FY 20, India's GDP is expected to grow at 7%, on account of recovery in the economy after a deceleration in the growth momentum throughout the fiscal⁷. While agriculture and allied activities are expected to grow at 3%, industry and services sectors are expected to grow by 6.9% and 8% respectively. Inflation is anticipated to remain moderate while Wholesale Price Index (WPI) based inflation rate is projected at 3.1%. The escalation in trade war clouding the global trade growth outlook and impacting overall world economic growth has led to less optimism on India's export growth⁸.

Indian GDP Growth Trend (in %)



Source: EY⁹

Industry Scenario

Energy Sector

During the year, global energy demand witnessed a growth of 2.3% on the back of robust growth posted by global economy and higher heating and cooling requirements in some regions. Natural gas emerged as a preferred fuel accounting for highest share in the total gains in the industry while also contributing to 45% of the rise in energy consumption. Of this, the US and China accounted for the highest growth in the demand. Increase in energy consumption resulted in rise of global energy-related CO₂ emissions to 33.1 Gt CO₂, demonstrating a growth of 1.7%. Further, coal-fired power generation continued to remain the single largest emitter, accounting for 30% of all energy-related carbon dioxide emissions. Further, electricity remained as the "fuel of future" with demand growing at a rate of 4% i.e. more than 23000 TWh. Boosted by this growth, the share of electricity in total final consumption of energy also increased to 20% in 2018¹⁰.

4 %

Growth of Primary energy demand in India

accounting for **11%** of global growth.

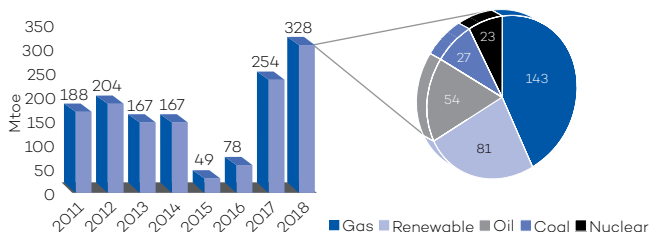
Demand trends in 3 major economies are:

China: Accounting for one-third of global growth in terms of energy, China witnessed a notable increase in energy demand by 3.5% to 3,155 Mtoe, the highest in past 7 years. With improvements in technologies and availability of coal, the demand for electricity expanded by 8.5%, accounting for a growth of over 95% in China's energy demand¹¹.

United States: After witnessing a continuous decline in past 3 years, the energy demand in US picked up to 3.7%, i.e. 80 Mtoe, accounting for nearly one-fourth of global growth. Moreover, higher-than-average winter and summer temperatures also drove the growth of gas demands in US. While cold snaps drove demand for heating, hotter summer temperatures pushed up demand for cooling¹².

India: Primary energy demand in India increased by 4% (or over 35 Mtoe), accounting for 11% of global growth. The major factors driving the growth were coal (for power generation) and oil (for transport), the first and second biggest contributors to energy demand growth, respectively¹³. Oil demand in India grew by 5% YoY, recovering from the dual shocks of GST and demonetisation. The rise in oil prices, augmented by currency deterioration, contributed to slowing growth in the second half of the year. Although the demand for fossil fuels increase at a swift pace, per capita emissions in India remained low at 40% of the global average. The country witnessed growth in emissions by 4.8% (or 105 million tonne), which was split evenly between power and other sectors such as transport and industry¹⁴.

Annual change in global primary energy demand, 2011-18



Source: <https://www.iea.org/geco/>



Renewable Energy

India is on a path of economic growth which is required to be built on significant transformations, the primary ones being energy and sustainability. The country's energy and emission reductions targets showcase the strong role that renewable energy is slated to play in the country's developmental path in the future. As on March 31, 2019, the overall installed power generation capacity increased to 21.8%, up from 12.9% as on March 31, 2014 on account of policy support by the central government, as well as improved cost competitiveness¹⁵.

The Ministry of New and Renewable Energy has targeted an addition of 12.8 gigawatts of renewable energy capacity across five major technologies — wind, solar, small hydro (capacity less than 25 megawatts), bio power, and waste. This target is 18% lower than the capacity addition target for FY 19. This shows that the Indian renewable sector is in need of urgent policy and financial support. The target for solar power addition is set at 8.5 GW (down from 11 GW in FY 19), while that of wind capacity addition is set at 4 GW (same as past four years) as the sector has now been highly regulated. The target addition for hydro technology has also been reduced to 50 MW as compared to 250 MW in the previous year. In addition to this, the bio power technology target has been reduced from 350 MW to 250 MW¹⁶.

At the end of FY 19, the country's renewable energy capacity stood at 78.3 gigawatts, while it increased to 123.7 gigawatts with the inclusion of large hydro power capacity¹⁷. Although the sector is experiencing headwinds in terms of capacity achieving at present, the right investments in technologies has the potential to position India to achieve the ambitious renewable energy targets.

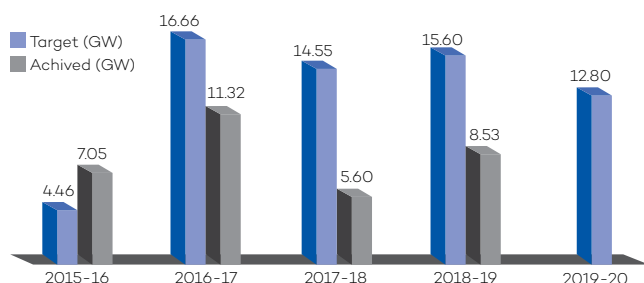
Outlook

In the coming period, India is anticipated to achieve a target of 260 GW by FY 24 owing to rapid growth in renewable capacity due to government orders, private equity and pension fund investments. A policy is also being formulated to build 30 GW local capacity for manufacturing solar cells and modules by 2024¹⁸. Further, the Renewable energy's development in India is expected to improve with around 293 global and domestic companies committing to generate 266 GW of solar, wind, mini hydel and biomass-based power in India over the next decade. This would also entail an investment of \$310 billion - \$350 billion (Euros 27 billion to Euros 30 billion).¹⁹

137 %

Increase in renewable installed capacity (FY 14 to FY 19)²⁰


Renewable Energy Targets & Achievement in India



Source: <https://cleantechnica.com/2019/05/27/india-sets-12-8-gigawatt-renewable-energy-capacity-addition-target-for-2019-20/>

Indian's Renewable Energy Target by 2022 (By Source)

Unit: Gigawatts



Wind Energy

Renewable Energy Sources (excluding large Hydro) currently accounts for 22% of India's overall installed power capacity of 356.1 GW, wherein the share of installed capacity of wind energy is 35.62 GW (March 2019). Wind Energy sector holds a major portion of 45.5% of total renewable energy capacity (78.31 GW) among renewable and continues to be the largest supplier of clean energy²¹.

The wind power industry has undergone a paradigm shift in past few years. The developing nations are driving the world's rapid shift towards renewable energy with India being the leader in accelerating its goals towards embracing renewables. Of this, wind energy has been the largest contributor to the renewable energy segment with over 36 GW of installed capacity. The country has further potential to add over 35 gigawatt

additional capacity with respect to wind auctions over the next three years. This is achievable through India's strong long-term volume visibility of the wind sector and the opportunities present in the sector which are positively inclined towards a robust growth phase²².

The country has targeted to install 175 GW of renewable energy capacity by the year 2022, which includes 100 GW from solar, 60 GW from wind, 10 GW from bio-power and 5 GW from small hydro-power. Of this, India is likely to install 54.7 GW of wind capacity by 2022²³. The country has also announced a medium-term renewable energy target of 500 gigawatts of installed capacity by 2030 of which 140 gigawatts relate to wind energy capacity. To achieve this target, India plans to continue wind energy auctions of 10 gigawatts of capacity each year between April 2020 and March 2028²⁴.

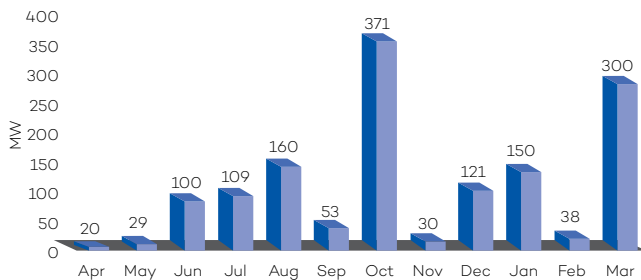
Outlook

The combination of a number of challenges in the country's wind sector are likely to affect the sector's growth momentum due to land availability hurdles, grid access bottlenecks and concerns over the viability of low tender bids. In order to meet its expansion targets, the country is looking forward to tender a total 20 GW of wind capacity by March 2020, with two year implementation deadlines. However, the delays to the implementation of tendered projects and more muted interest in new auctions are likely to obstruct the fulfilment of these plans²⁵.



The developing nations are driving the world's rapid shift towards renewable energy with India being the leader in accelerating its goals towards embracing renewables

Wind Power Installation in India during FY 19



Source: India Wind Power Feb-Mar 2019

Opportunities in the Wind Energy Sector^{26 27}

- **Increase in Demand for Renewable Energy**

The energy sector is growing at a swift pace on the back of competitive bidding regime and a significant increase in demand for reliable and affordable green energy. The ministry of new and renewable energy (MNRE) is also planning to bid for further 10-12 GW while anticipating to meet the target of 67 GW addition in the wind sector ahead of 2022.

- **Waiver of Interstate transmission Charges**

The government's order of waiving off inter-state transmission charges up to 2022 has provided an impetus to the sector, allowing it to focus in areas having high wind energy potential.

- **Wind Solar Hybrid Policy**

The Government has undertaken hybridisation of wind and solar energy technologies, wherein windmills and solar panels are put up on the same piece of land to minimize variability and carry out optimal utilization of infrastructure including land and transmission systems.

- **Favourable Regulatory Policies**

Robust government policies and increase in capacity, led by India, China, the US, Germany and other emerging countries have significantly boosted the growth of wind energy sector in India. The growth is further driven by the need for cleaner, reliable, and affordable power.

- **Technology Development**

With advancement in technology, the wind sector is now harnessing wind at sites which were earlier unviable. While Karnataka and Tamil Nadu currently lead the way in renewables, other states of India are also poised to harness wind energy. Further, improvement in technology expected to enhance the potential of the turbines allowing it to deliver nearly 35-40% plant load factor (PLF) in high wind states, about twice the PLF compared to solar.

- **Economical Substitute**

Being cheaper than solar, wind energy is emerging as a preferred option globally particularly in the times when energy is a major expense. This change is a result of improved economics of wind energy and a shift from dependence on fiscal benefits. In addition, national concerns and leadership thrust on energy security, emissions reduction and cost-effective generation also contributes in making wind energy the preferred choice.

Threats in the Wind Sector²⁸

- **Unavailability of land and transmission infrastructure**

There have been rising concerns on short to medium term growth of the wind energy sector, in terms of availability of land and transmission infrastructure. Wind energy sector faces a number of headwinds in terms of availability of locations as compared to solar as the best wind sites like Gujarat and Tamil Nadu, are already taken. Operating in states other than these results in increase in the cost of power to over ₹ 3.00 per unit as they have lower wind resources. However, as per the recent trends the distribution companies (discoms) are even prepared to pay higher prices.

- **Time and Storage constraint**

Wind generation process is highly dependent on night time, while during monsoon it also relies on periods of low power consumption. This incompatibility is one of the major constraints as it shifts the focus towards grid stability and meeting peak power demand. The challenge cannot be addressed through storage as well since wind cannot be stored without converting in to power to store in batteries. Further, the storage cost of batteries also increases to a great extent.

- **Disruption during shift from FiT regime to e-reverse auction**

The transformation of wind energy sector from FiT regime to e-reverse auction with a tariff cap without any transition period has collapsed the entire ecosystem. Moreover, chasing a market of 1,500 MW or 15% utilisation with a manufacturing capacity of 10,000 MW with 80 percent localisation is also a challenging task. In this regards, the industry currently relies on single procurement agency of SECI. Also, on account of competitive bidding, the size of the tenders has increased significantly. This has impacted the small domestic investors whose purchase size is around 5 to 15 MW per annum.

The country has targeted to install

175 GW

of renewable energy capacity by the year 2022



- **Lack of Investment**

Although several attempts were made to re-open old power purchase agreements, the power was cut during high wind season and payments were delayed by a number of financially weak distribution companies. In addition, frequent changes in policy, non-bankable/ unviable tariff have impacted the sentiments of bankers, financial institutions and private equity funds.

SEGMENT WISE AND PRODUCT WISE PERFORMANCE

Company Overview

Inox Wind, an Inox group company, is a fully integrated player in the wind energy market engaged in manufacturing key components of the Wind Turbine Generator (WTG) to ensure high quality based on the most advanced technology, reliability of performance, and cost competitiveness. The company possesses three state-of-the-art manufacturing facilities in Una (Himachal Pradesh) for Nacelles & Hubs, near Ahmedabad (Gujarat) for Blades and Towers and an integrated manufacturing unit at Barwani district in Madhya Pradesh for Blades & Towers. These units are also awarded with ISO 14001:2004, OHSAS 18001:2007 and ISO 3834-2 (tower manufacturing facility) certification, while the company is ISO 9001:2008 certified.

3

state-of-the-art manufacturing facilities in Gujarat, Madhya Pradesh and Himachal Pradesh

Core Competencies

- **Strength of Parent Company:** The Company is a part of Inox group working across 100+ business units across the country and marking its presence through a wide distribution network in over 50 countries.
- **Cost Competitiveness:** Inox wind is a fully integrated player possessing in-house facilities for manufacturing key components of WTGs and is a lowest cost manufacturers across the industry.



- **Diversified and Dedicated Human Capital:**

The company has dedicated and experienced employees who are constantly working towards fulfilment of the goals and objectives of the company.

- **Strong Orderbook:** The Company has one of the largest orderbook in the industry. As at 31 March 2019, the company's orderbook was at 1210.7 MW.
- **Wide Presence:** The Company has a strong foothold across the country and is a leading player in Gujarat, Rajasthan and Madhya Pradesh.
- **Site Inventory:** The Company possesses one of the largest project site inventories across the states of Rajasthan, Gujarat, and Madhya Pradesh. As part of its turnkey model for wind farm it aims to develop the project sites for customer development.
- **Technological Strength:** The Company has the potential to provide turnkey solutions to its customers wherein it works towards development of wind power project from concept to commissioning including operation and maintenance. In addition to possessing non-exclusive license to manufacture 2 MW WTGs worldwide, the company entered into a technology agreement to launch the new generation 3.3 MW wind turbine with a 146 rotor diameter, one of the largest rotor diameter available in the country.

Orderbook Portfolio

As on 31 March 2019, company's orderbook stood at 1210.7 MW with a value of ~₹ 7000 Crores. The company won a number of project during the year including:

- LOI for equipment supply for 501.6 MW (152 WTGs) of 3.3 MW WTGs
- Entered into an agreement with a leading MNC IPP for an initial supply of 23.1 MW on the 3.3 MW wind turbine platform.

Turnkey Solutions

The company offers turnkey wind power solutions to its clients by working on all aspects related to development of wind power project. These aspects include wind studies, energy assessment, land acquisition, site infrastructure development, power evacuation, statutory approvals, supply of WTG, erection and commissioning and long term operation and maintenance of the wind farms.

Manufacturing Facilities

The company possesses 3 state of the art manufacturing facilities in Gujarat, Madhya Pradesh and Himachal Pradesh. The plant near Ahmedabad (Gujarat) manufactures Blades & Towers, whereas the plant located at Una (Himachal Pradesh) is engaged in manufacturing Nacelles & Hubs. The facility situated at Madhya Pradesh is one of the largest in Asia and the largest in India is engaged in manufacturing of Blades & Towers. This

facility has the potential to drive investment and boost the growth of economy to a great extent while also providing employment to over 500 people in the state.

Capacity Matrix

Plant Location	Una, Himachal Pradesh	Rohika, Gujarat	Barwani, Madhya Pradesh	Total
Nacelles & Hubs	1,100	-	-	1,100
Blades	-	800	800	1,600
Towers*	-	300	300	600

* Tower capacity can also be outsourced depending on project location

Discussion on financial performance with respect to operational performance

Key Operational Highlights

On the operations front, the company delivered robust performance growth during the year. The Company's operation is under only one reportable business segment as envisaged in IND AS 108: 'Operating Segment'. Further, all the activities of the Company are in India and hence there is a single geographical segment.

The company operates in the wind turbine industry, an oligopoly market which is largely dominated by a number of OEMs (Original Equipment Manufacturers) and IPPs (Independent Power Producers). With a major transformation taking place in the industry, the company witnessed a significant slowdown in the production volume and incurred loss in FY 18. However, the company posted growth in profits during the year on the back of its operational and manufacturing excellence.

During the year, the company supplied 264 MW of energy as against 8 MW in the previous fiscal. In order to further improve the production, IWL made substantial investment in ramping up its technology, which is beneficial for improving productivity as well as profitability. In addition, a significant amount was invested towards development of power evacuation infrastructure.

Financial Highlights

During the year under review, the Company experienced a robust growth on YoY basis in revenue and profitability on account of SECI execution despite over 15 months delay in central grid evacuation readiness. Table below provides a summary of the financial parameters along with key ratios effecting the Company on a consolidated basis:

Particulars	FY 19	FY 18	YoY Change (%)
Revenue (₹ in Lakhs)	143,744	47,984	200
EBITDA (₹ in Lakhs)	17,256	(5,699)	403
PAT (₹ in Lakhs)	(3,934)	(18,531)	79
Key Ratios			
Debt Equity Ratio (in times)	0.66	0.53	25
Current Ratio (in times)	1.29	1.53	(16)
Operating Profit Margin (in %)	7.4	(22.8)	132
Net Profit Margin (in %)	(2.7)	(38.6)	93
Return on Capital Employed (in %)	3.4	(3.2)	206
Inventory Turnover (in days)	324	461	(30)
Interest Coverage Ratio (in times)	0.63	(0.64)	198
Return on net worth (in %)	(2)	(8.8)	77

Reason for Variance

The fiscal year 2019 has witnessed positive changes in key ratios as the sector headwinds subsides, post witnessing the painful transition in the last fiscal year on account of change from FiT regime to Auction regime, and Inox wind returns to its growth trajectory. The Inventory turnover reduced significantly on account of start of SECI project execution. However, the Debt-equity ratio marginally increased to 0.66x due to operational requirements.

Risk Mitigation

Inox Wind has implemented and coordinated a set of risk management and control systems which facilitates early recognition of events which jeopardise the continuity and growth of the business. The company has a comprehensive, interactive and management-oriented Enterprise Risk Management (ERM) approach in place that addresses both risks and opportunities.

The company classifies the risks as potential negative target deviations which are measured on basis of the estimated probability of their occurrence and impact to determine which ones are most likely to pose threat to the business.

Risk Matrix

Risks	Mitigation Strategy	Impact
Product Development Risk: The wind turbine manufacturing industry is highly innovative and competitive. The company's potential to stand strong in the market depends on its designing, development and marketing of new, innovative and cost efficient wind turbine systems. Challenges may also arise during development if the factors such as availability of time, financial resources, necessary certificates etc. are unexpectedly jeopardised and expenditure on R&D is higher than expected.	IWL addresses these factors by carrying out market analysis on product under development and ensuring use of proven technologies. The company undertakes in-house manufacturing of key components of the WTGs through its high quality technology and cost competitiveness. During the year, company developed 3.3 MW turbine which has helped company expand its product offering besides positioning it as the leading wind turbine manufacturer across the nation.	The probability of development risk is perceived as possible with a medium impact in the results planned.
Project Development Risk: The project development process is associated with several risks such as not receiving a building permit, not being successful in auctions etc., which can lead to cancellation and write off of projects. This may have a severe impact on the profitability of the business.	The company carries out wind resource assessments to identify suitable sites for wind farming and a number of research and studies are carried out before initiating operations on the same. In addition the company also carries out energy assessments and study on power execution options at the site. These studies and analysis reduces the risk of failure in the development process.	The probability of development risk is perceived as conceivable with a medium impact.
Technical Risks: Wind turbines are complex machines comprising of sophisticated systems, modules and individual components that are required to operate in sync to perform reliably. Thus, these wind turbines are subject to technical risks over their life cycle which is dependent on material and technologies employed to manufacture the components which must meet the required designs and quality standard of the product.	The company has inhouse facilities which manufactures the components used in the WTGs. For this purpose, the company uses state-of-the-art manufacturing facilities situated at Himachal Pradesh, Madhya Pradesh and Gujarat for manufacture of Nacelles & Hubs, Blades and Towers.	The probability of technical risk is perceived as possible with a high impact.



Risks	Mitigation Strategy	Impact
<p>Financial Risk:</p> <p>In regards to financial risks, the company is exposed to foreign currency risks, interest risk, credit risks and liquidity risks. Further, the company imports a number of raw materials for its production which can be affected by any change in the rate of foreign currency.</p>	<p>The Company seeks to minimize the effects of these risks by using derivative financial instruments to hedge risk exposures. Further, the compliance with policies and exposure limits is reviewed by the Company on a continuous basis.</p>	<p>The probability of financial risk is perceived as possible with a medium impact.</p>
<p>Regulatory Risks:</p> <p>Any negative changes in import policy, wind policy, or amendments in policies related to power evacuation facilities can have a significant impact on the operations of the company</p>	<p>The company has always remained proactive in obtaining required approval on its operations on turbine manufacturing, power evacuation etc. for the current as well its future projects. In this regards, the company has required approvals as well as capacities in place which cushions the company from any unfavourable policy changes in future to a great extent.</p>	<p>The probability of regulatory risk is perceived as possible with a medium impact.</p>
<p>Human Resource Risk:</p> <p>The implementation of the goals and strategies of the business is highly dependent on the availability of trained and highly qualified employees in the organisation, particularly in areas which demand high technical knowledge on wind turbine manufacturing. In addition, shortage of skilled staff with appropriate and sufficient qualifications can significantly impact the operations, and in turn, profitability and growth of the business.</p>	<p>In order to mitigate this risk, the company has deployed robust recruitment processes across the organisation. The company also focuses on development of the top talents and senior management employees of the company. In addition, it ensures provision of right skills and competences to its employees through a number of initiatives and skill development programs.</p>	<p>The probability of human resource risk is perceived as unlikely with a low impact.</p>

Road Ahead

After achieving robust growth in FY 19, the Company is well placed to move ahead towards further improvement with new initiatives and developments. Over the past two years, multiple wind turbine manufacturers have either closed down or are facing severe financial issues resulting in a shortage of supplies of WTGs in the market. Inox Wind sees a significant opportunity to further leverage from these manufacturers' closure/ financial problems to increase its market share. Moreover, virtually being the lowest cost producer of wind turbines in India, it is well placed, to thrive under the auction regime. There is a significant opportunity for us to gain incremental volumes in the market.

The Company is in the process of launching 3.3 MW wind turbines which are ideally suited for low wind pocket in India. The 3 MW turbine is globally operating proven platform which will further improve energy yields and reduce the levelised cost of electricity. The turbine will have a 146 metre rotor dia which will probably be the largest rotor dia in India and will be available in a host of hub heights which can be selected as per site conditions. Inox Wind has already created common infrastructure for SECI projects at Dayapar, Gujarat for 600 MW. This common infra of 600 MW will enable us to do further commissioning on a plug and play basis.

Material development in human resources/ industrial relations

At Inox, people are valued like its family. The company aims to create a healthy working environment in addition to providing opportunities for its employees to grow their career. Thus, it continuously encourages and motivates its employees to achieve greater heights through a blend of opportunities and challenges. In order to improve the skill and knowledge of its people, the company also conducts a number of training and skill development programs which help them achieve confidence, loyalty and team spirit. As on 31 March 2019, the employee strength at Inox wind was 1738 people.

Internal control systems & their adequacy

The Company has put in place strong, improved internal control systems and processes commensurate with its growing size and scale of operations. The enhanced control systems ensure compliance with all applicable laws and regulations in the sector in which the Company operates and ensures the optimum utilisation of resources. The Company has implemented a comprehensive internal audit system and has appointed Independent firms of Chartered Accountants as Auditors to conduct the Internal Audit function.

The internal audit process is regularly monitored and reviewed by the Audit Committee. The effective oversight of the process ensures that deviations from established benchmarks are corrected promptly. The observations and recommendations made by the Internal Auditors are also reviewed by the Audit Committee. The Company has additionally developed robust financial and management reporting systems. These are supported by Management Information Systems (MIS) that ensure operational expenditure meets budgeted allocations. The Company also ensures timely improvements in its systems and processes.

Cautionary statement

This document contains statements about expected future events, financial and operating results of INOX Wind Limited, which are forward-looking. By their nature, forward-looking statements require the Company to make assumptions and are subject to inherent risks and uncertainties. There is significant risk that the assumptions, predictions, and other forward-looking statements will not prove to be accurate. Readers are cautioned not to place undue reliance on forward-looking statements as a number of factors could cause assumptions, actual future results and events to differ materially from those expressed in the forward-looking statements. Accordingly, this document is subject to the disclaimer and qualified in its entirety by the assumptions, qualifications and risk factors referred to in the Management's Discussion and Analysis of INOX Wind Limited's Annual Report, 2018-19.

MANAGEMENT DISCUSSION AND ANALYSIS

Link:

¹<https://www.imf.org/en/Publications/WEO/Issues/2019/03/28/world-economic-outlook-april-2019>

²National Statistical Office Ministry Of Statistics & Programme Implementation Government Of India

³<https://www.moneycontrol.com/news/business/economy/economic-survey-2019-services-sector-records-moderate-7-5-growth-in-2018-19-4170351.html>

⁴<http://pib.nic.in/newsite/PrintRelease.aspx?relid=191213>

⁵<https://economictimes.indiatimes.com/news/economy/finance/7-2-gdp-growth-rate-very-healthy-economic-affairs-secretary/articleshow/67424961.cms>

⁶<https://www.crisil.com/content/dam/crisil/our-analysis/reports/Research/documents/2019/january/India-outlook-FY20.pdf>

⁷<https://indianexpress.com/article/business/budget/economic-survey-2019-gdp-growth-oil-price-fiscal-deficit-nirmala-sitharaman-5814046/>

⁸<https://www.moneycontrol.com/news/business/economy/indias-gdp-growth-forecast-at-7-1-for-fy20-4047321.html>

⁹[https://www.ey.com/Publication/vwLUAssets/ey-june-economy-watch/\\$FILE/ey-economy-watch-june-2019.pdf](https://www.ey.com/Publication/vwLUAssets/ey-june-economy-watch/$FILE/ey-economy-watch-june-2019.pdf)

¹⁰<https://www.iea.org/geco/>

¹¹http://www.indiaenvironmentportal.org.in/files/file/Global_Energy_and_CO2_Status_Report_2018.pdf

¹²http://www.indiaenvironmentportal.org.in/files/file/Global_Energy_and_CO2_Status_Report_2018.pdf

¹³http://www.indiaenvironmentportal.org.in/files/file/Global_Energy_and_CO2_Status_Report_2018.pdf

¹⁴<https://www.thehindubusinessline.com/economy/india-outpace-global-energy-demand-growth-in-2018-iea/article26643852.ece>

¹⁵<https://www.moneycontrol.com/news/business/economy/budget-2019-renewables-strengthening-transmission-infrastructure-top-priorities-4155671.html>

¹⁶<https://cleantechnica.com/2019/05/27/india-sets-12-8-gigawatt-renewable-energy-capacity-addition-target-for-2019-20/>

¹⁷<https://www.crisil.com/content/dam/crisil/our-analysis/reports/Research/documents/2019/january/India-outlook-FY20.pdf>

¹⁸<https://economictimes.indiatimes.com/industry/energy/power/india-to-touch-renewable-energy-capacity-of-260-gw-by-2024-govt-secretary/articleshow/70290454.cms>

¹⁹<https://www.indiary.org/en/legal-advice/Renewable-Energy-in-India-Current-Status-and-Future-Potential-2-79-429>

²⁰<https://www.investindia.gov.in/sector/renewable-energy>

²¹<https://indianwindpower.com/wind-energy-in-india.php>

²²<http://www.businessworld.in/article/The-Wind-Behind-The-Next-Renewables-Movement/31-01-2019-166674/>

²³<https://economictimes.indiatimes.com/industry/energy/power/india-to-install-54-7-gw-wind-capacity-by-2022-fitch-solutions/articleshow/69079906.cms?from=mdr>

²⁴<https://cleantechnica.com/2019/03/22/india-issues-7th-national-wind-energy-tender-offers-1-2-gigawatts/>

²⁵<https://www.businesstoday.in/sectors/energy/india-to-install-547-gw-wind-capacity-by-2022-against-60-gw-target-set-by-govt-fitch-solutions/story/341250.html>

²⁶ <https://www.financialexpress.com/opinion/a-renewables-future-india-set-to-benefit-as-wind-power-gains-speed/1484588/>

²⁷<https://india.mongabay.com/2019/07/wind-sector-hopes-for-better-times-ahead/>

²⁸<https://india.mongabay.com/2019/07/wind-sector-hopes-for-better-times-ahead/>

Notice

INOX WIND LIMITED

(CIN: L31901HP2009PLC031083)

Registered Office: Plot No. 1, Khasra Nos. 264 to 267, Industrial Area,
Village Basal- 174303, District Una, Himachal Pradesh, India

Telephone/ Fax: +91 1975 - 272001

Website: www.inoxwind.com **Email:** investors.iwl@inoxwind.com

NOTICE is hereby given to the Members of **Inox Wind Limited** that the Tenth **Annual General Meeting** of the Company will be held at Hotel Pandit Moolraj Residency, SH-25, Una-Nangal Road, Rakkar Colony, District Una - 174303, Himachal Pradesh, India, on Tuesday, the 17th September, 2019 at 12:00 Noon to transact the following business:

ORDINARY BUSINESS

1. Adoption of Financial Statements

To consider and adopt:

- the Audited Standalone Financial Statements of the Company for the Financial Year ended 31st March, 2019, the reports of the Board of Directors and Auditors thereon; and
- the Audited Consolidated Financial Statements of the Company for the Financial Year ended 31st March, 2019 and the report of the Auditors thereon.

2. Re-appointment of Shri Siddharth Jain as Director of the Company

To appoint a Director in place of Shri Siddharth Jain (DIN: 00030202) who retires by rotation and being eligible offers himself for re-appointment.

SPECIAL BUSINESS

3. Approve payment of remuneration to Shri Devansh Jain, Whole-time Director of the Company, for the Financial Year 2018-19, as per Schedule V of the Companies Act, 2013

To consider and if thought fit, to pass with or without modification(s), the following resolution as a **Special Resolution**:

"RESOLVED THAT in compliance with the provisions of Sections 196, 197 read with Schedule V and other applicable provisions, if any, of the Companies Act, 2013 and the Companies (Appointment and Remuneration of Managerial Personnel) Rules, 2014, including statutory modification(s) or amendment(s) or re-enactment(s) thereof, for the time being in force, the remuneration, as detailed below, paid to Shri Devansh Jain (DIN: 01819331), Whole-time Director of the Company, for the Financial Year 2018-19, be and is hereby approved."

Remuneration: ₹92.64 Lakhs

Perquisites:

Company's car with driver, telephone facility, contribution to provident fund and other perquisites including medical expenses reimbursement and leave travel concession as per the rules of the Company. Use of car and telephone for the Company's business will not be considered as perquisites. All the perquisites and benefits are to be evaluated as per the Income Tax Rules, 1961.

Leave encashment in addition to the aforesaid remuneration as per the rules of the Company. Gratuity in addition to the above remuneration at the rate of half month's salary for each completed year of service."

"RESOLVED FURTHER THAT all the terms of the resolution passed by the Members of the Company at their 8th Annual General Meeting held on 26th September, 2017, approving the re-appointment and the remuneration payable to Shri Devansh Jain, remains unaltered."

“RESOLVED FURTHER THAT the Board of Directors of the Company be and are hereby authorised to do all such acts and take all steps as may be necessary, proper and expedient to give effect to this resolution.”

4. Approve payment of remuneration to Shri Kailash Lal Tarachandani, Whole-time Director & CEO of the Company, for the period from 19th May, 2018 to 31st March, 2019, as per Schedule V of the Companies Act, 2013 and approve his Re-appointment as Whole-time Director & CEO for a period of one year with effect from 19th May, 2019

To consider and if thought fit, to pass with or without modification(s), the following resolution as a **Special Resolution**:

“RESOLVED THAT in compliance with the provisions of Sections 196, 197 read with Schedule V and other applicable provisions, if any, of the Companies Act, 2013 and the Companies (Appointment and Remuneration of Managerial Personnel) Rules, 2014, including statutory modification(s) or amendment(s) re-enactment(s) thereof, for the time being in force, the remuneration, as detailed below, paid to Shri Kailash Lal Tarachandani (DIN: 06388564), Whole-time Director & CEO of the Company, for the period from 19th May, 2018 to 31st March, 2019, be and is hereby approved.

Remuneration: ₹228.53 Lakhs

The aforesaid remuneration bifurcated by way of salary, allowances, performance pay and perquisites as per the rules and regulations of the Company for the time being in force.

Leave encashment in addition to the aforesaid remuneration as per the rules of the Company. Gratuity in addition to the above remuneration at the rate of half month's salary for each completed year of service. Other allowances/special incentive/perquisites/ facilities as per the rules and regulations applicable to the senior executives of the Company.”

“RESOLVED FURTHER THAT pursuant to the provisions of Sections 196, 197 and 198 read with Schedule V and any other applicable provisions, if any, of the Companies Act, 2013 and the Rules made thereunder including the Companies (Appointment

and Remuneration of Managerial Personnel) Rules, 2014 (including statutory modification(s) or amendment(s) or re-enactment(s) thereof, for the time being in force) and the Articles of Association of the Company and subject to such other approvals as may be required including that of Central Government, approval of the Members of the Company be and is hereby accorded for the appointment of Shri Kailash Lal Tarachandani as Whole-time Director & CEO of the Company for a period of one year with effect from 19th May, 2019 on such terms and conditions including remuneration as set out below, with the liberty to the Board of Directors (hereinafter referred to as “the Board” which term shall deemed to include the Nomination and Remuneration Committee of the Board) to alter and vary the terms and conditions of the said appointment and/ or remuneration as it may deem fit and as may be acceptable to Shri Kailash Lal Tarachandani, subject to the same are in compliance of the provisions of Schedule V to the Companies Act, 2013 or any statutory modification(s) thereof:

Remuneration: Upto ₹230 Lakhs per annum.

The aforesaid remuneration is to be bifurcated by way of salary, allowances, performance pay and perquisites as per the rules and regulations of the Company for the time being in force.

Leave encashment payable in addition to the aforesaid remuneration as per the rules of the Company. Gratuity payable in addition to the above remuneration at the rate of half month's salary for each completed year of service. Other allowances /special incentives/ awards/ perquisites/ facilities in addition to the aforesaid remuneration as per the rules and regulations applicable to the senior executives of the Company.”

“RESOLVED FURTHER THAT the Board of Directors of the Company be and are hereby authorised to do all such acts and take all steps as may be necessary, proper and expedient to give effect to this resolution.”

5. Re-appointment of Ms. Bindu Saxena as an Independent Director of the Company

To consider and if thought fit, to pass with or without modification(s), the following resolution as

a Special Resolution:

“RESOLVED THAT pursuant to the provisions of Section 149, 152 read with Schedule IV and other applicable provisions, if any, of the Companies Act, 2013 (Act) and the Rules framed thereunder and the applicable regulations of the Securities and Exchange Board of India (Listing Obligations and Disclosure Requirements) Regulations, 2015 (including any statutory modification(s) or amendment(s) or re-enactment(s) thereof, for the time being in force), Ms. Bindu Saxena (DIN: 00167802), a Non-Executive Independent Director of the Company, being eligible for re-appointment and in respect of whom the Nomination and Remuneration Committee of the Board has recommended her candidature for the office of the Director, be and is hereby re-appointed as an Independent Director of the Company for a second term of five consecutive years from 21st October, 2019 to 20th October, 2024 and whose period of office shall not be liable to retire by rotation.”

“RESOLVED FURTHER THAT the Board of Directors of the Company be and are hereby authorized to do all such acts and take all steps as may be deemed necessary, proper and expedient to give effect to this resolution.”

6. Continuation of term of Shri Shanti Prashad Jain as an Independent Director who is above 75 years

To consider and if thought fit, to pass with or without modification(s), the following resolution as a **Special Resolution:**

“RESOLVED THAT pursuant to the provisions of Securities and Exchange Board of India (Listing Obligations and Disclosure Requirements) Regulations, 2015 (including any statutory modification(s), amendment(s) or re-enactment(s) thereof, for the time being in force), consent of the Members of the Company be and is hereby accorded for continuation of holding the office of Non-Executive Independent Director by Shri Shanti Prashad Jain (DIN: 00023379), who is above 75 years of age, in the light of justification as contained in

the Explanatory Statement annexed hereto and that he continue to hold the said office upto the expiry of his present term i.e. upto 31st March, 2024 on the existing terms and conditions.”

“RESOLVED FURTHER THAT the Board of Directors of the Company be and are hereby authorised to do all such acts and take all steps as may be necessary, proper and expedient to give effect to this resolution.”

7. Ratification of remuneration of M/s. Jain Sharma and Associates (Firm Registration No. 000270), Cost Auditors of the Company for the Financial Year 2019-20

To consider and if thought fit, to pass with or without modification(s), the following resolution as an **Ordinary Resolution:**

“RESOLVED THAT pursuant to the provisions of Sections 141, 148 and all other applicable provisions of the Companies Act, 2013 read with the Companies (Audit and Auditors) Rules, 2014 (including any statutory modification(s) or amendment(s) or re-enactment(s) thereof, for the time being in force), the remuneration of ₹1,87,000 (Rupees One Lakh and Eighty Seven Thousand Only) plus applicable taxes and reimbursement of out of pocket expenses, at actual, as approved by Board of Directors of the Company, to be paid to M/s. Jain Sharma and Associates, Cost Auditors (Firm Registration No. 000270) of the Company for conducting the audit of the cost records of the Company for the Financial Year ending on 31st March, 2020, be and is hereby ratified and confirmed.”

“RESOLVED FURTHER THAT the Board of Directors of the Company be and are hereby authorised to do all such acts and take all steps as may be necessary, proper and expedient to give effect to this resolution.”

By **Order of the Board of Directors**

Place: Noida
Date: 9th August, 2019

Deepak Banga
Company Secretary

Notes:

- A MEMBER ENTITLED TO ATTEND AND VOTE AT THE ANNUAL GENERAL MEETING ("MEETING") IS ENTITLED TO APPOINT ONE OR MORE PROXIES TO ATTEND AND VOTE ON A POLL ONLY INSTEAD OF HIMSELF/HERSELF AND A PROXY NEED NOT BE A MEMBER.** Proxies, in order to be effective, must be received at the Registered Office of the Company not less than 48 hours before the commencement of the Meeting.
- A PERSON CAN ACT AS A PROXY ON BEHALF OF MEMBERS NOT EXCEEDING FIFTY (50) AND HOLDING IN THE AGGREGATE NOT MORE THAN TEN PERCENT (10%) OF THE TOTAL SHARE CAPITAL OF THE COMPANY. HOWEVER, A MEMBER HOLDING MORE THAN TEN PERCENT (10%) OF THE TOTAL SHARE CAPITAL OF THE COMPANY CARRYING VOTING RIGHTS MAY APPOINT A SINGLE PERSON AS PROXY AND SUCH PERSON**

SHALL NOT ACT AS PROXY FOR ANY OTHER PERSON OR MEMBER.

- The Explanatory Statement pursuant to Section 102 (1) of the Companies Act, 2013 in respect of the Special Business as per Item Nos. 3 to 7 hereinabove is annexed hereto.
- The Register of Members and the Share Transfer Books of the Company will be closed from Wednesday, 11th September, 2019 to Tuesday, 17th September, 2019 (both days inclusive).
- Appointment / Re-appointment of Directors:

The information required to be provided under Regulation 36 (3) of the SEBI (Listing Obligations and Disclosure Requirements) Regulations, 2015 in respect of Director(s) being appointed / re-appointed is given herein below and also in the Corporate Governance Report:

Name of Director	Shri Siddharth Jain	Shri Devansh Jain	Shri Kailash Lal Tarachandani	Ms. Bindu Saxena	Shri Shanti Prashad Jain
Age and Date of Birth	40 Years, 21 st September, 1978	32 Years, 13 th October, 1986	50 Years, 2 nd October, 1968	61 Years, 20 th May, 1958	79 Years, 01 st February, 1940
Date of first appointment on the Board	25 th April, 2009	25 th April, 2009	19 th May, 2018	21 st October, 2014	06 th May, 2013
Directors Identification Number	00030202	01819331	06388564	00167802	00023379
Qualification	Bachelor's degree in Mechanical Engineering from the University of Michigan, USA and holds a Masters degree in Business Administration from INSEAD, France.	Double Major in Economics and Business Administration from Carnegie Mellon University, Pittsburgh, USA.	Bachelor's Degree of Technology in Electrical Engineering from Indian Institute of Technology, Kanpur and a Master's Degree in Business Administration from INSEAD, France.	Bachelor's in Commerce and Bachelor's in Law from Lucknow University	Fellow Member of the Institute of Chartered Accountants of India

Name of Director	Shri Siddharth Jain	Shri Devansh Jain	Shri Kailash Lal Tarachandani	Ms. Bindu Saxena	Shri Shanti Prashad Jain
Experience/ Expertise in Specific Functional Area	He has over 14 years of work experience in various management positions in the Inox Group.	He has over 11 years of work experience in various management positions. He has been spearheading Inox Group's foray into the wind energy sector.	He has more than 24 years of experience in the field of strategy management, global project execution, product management, business development and was instrumental in building organizations, setting up their plants, acquiring technologies and developing their management team.	She has over 27 years of experience as corporate attorney with experience of commercial transactions and projects in India and overseas. She is a partner of the law firm Swarup & Company, New Delhi	He has more than four decades of experience as a Chartered Accountant and direct tax consultant. He is a Senior partner of firm M/s. Shanti Prashad & Co., Chartered Accountants, New Delhi
Directorship held in other Companies	1. Inox Leisure Limited 2. Inox Leasing and Finance Limited 3. Inox Air Products Private Limited 4. Rajni Farms Private Limited 5. Inox India Private Limited 6. Devansh Gases Private Limited 7. Megnasolace City Private Limited 8. Inox Consumer Products Private Limited 9. Inox FMCG Private Limited	1. Inox Leasing and Finance Limited 2. Inox Renewables Limited 3. Inox Consumer Products Private Limited 4. Inox FMCG Private Limited	Tarachandani Energy Consultants Private Limited	1. Indag Rubber Limited 2. Nectar Enterprises Private Limited 3. Dev Valley Devcon Private Limited 4. Vis Legis Consult Private Limited	1. GFL Limited (Earlier known as Gujarat Fluorochemicals Limited) 2. Inox Wind Infrastructure Services Limited 3. Inox Renewables Limited 4. Inox Infrastructure Limited 5. Gujarat Fluorochemicals Limited (Earlier known as Inox Fluorochemicals Limited) 6. S.P. Securities Limited 7. Ashok Vihar Club

Name of Director	Shri Siddharth Jain	Shri Devansh Jain	Shri Kailash Lal Tarachandani	Ms. Bindu Saxena	Shri Shanti Prashad Jain
Membership/ Chairmanship of Committees in other Companies	<p>Inox Leisure Limited</p> <p>1. Stakeholder's Relationship Committee, Member</p> <p>2. Compensation, Nomination & Remuneration Committee, Member</p> <p>3. Committee of Board of Directors for Operations, Member</p> <p>Inox Leasing and Finance Limited</p> <p>1. Share Transfer & Stakeholder's Relationship Committee, Member</p> <p>2. Audit Committee, Member</p> <p>3. CSR Committee, Member</p> <p>Inox India Private Limited</p> <p>1. CSR Committee, Member</p> <p>Inox Air Products Private Limited</p> <p>1. Share Transfer & Stakeholder's Relationship Committee, Member</p> <p>2. Operation Committee of Board of Directors, Member</p> <p>3. CSR Committee, Member</p> <p>4. Audit Committee, Member</p>	<p>Inox Renewables Limited</p> <p>1. Audit Committee, Member</p> <p>2. Corporate Social Responsibility Committee, Chairman</p> <p>3. Nomination and Remuneration Committee, Member</p> <p>4. IRL Committee of Board of Directors for Operations, Member</p>	None	<p>Indag Rubber Limited</p> <p>1. Nomination and Rumeration Committee, Member</p>	<p>GFL Limited (Earlier known as Gujarat Fluorochemicals Limited)</p> <p>1. Audit Committee, Chairman</p> <p>2. Nomination and Remuneration Committee, Chairman</p> <p>3. Corporate Social Responsibility Committee, Chairman</p> <p>Inox Renewables Limited</p> <p>1. Audit Committee, Chairman</p> <p>2. Nomination and Remuneration Committee, Chairman</p> <p>3. Corporate Social Responsibility Committee, Member</p> <p>Inox Wind Infrastructure Services Limited</p> <p>1. Audit Committee, Chairman</p> <p>2. Nomination and Remuneration Committee, Member</p> <p>Inox Infrastructure Limited</p> <p>1. Audit Committee, Chairman</p> <p>2. Nomination and Remuneration Committee, Chairman</p>
The Number of Meeting of the Board Attended during the year	1	5	3	5	4

Name of Director	Shri Siddharth Jain	Shri Devansh Jain	Shri Kailash Lal Tarachandani	Ms. Bindu Saxena	Shri Shanti Prashad Jain
Remuneration last drawn as Director	₹0.20 Lakhs (Sitting fees)	₹52.64 Lakhs for FY 2017-18	₹228.53 Lakhs for FY 2018-19 which includes ₹100 Lakhs towards special incentive/ award.	₹2.20 Lakhs (Sitting fees)	₹1.60 Lakhs (Sitting fees)
Relationship with other Directors, Manager and other Key Managerial Personnel of the Company	None	None	None	None	None
Shareholding in the Company	Nil	Nil	2,230 Equity Shares	Nil	Nil

6. In compliance with the provisions of Section 101 of the Companies Act, 2013 read with Rule 18 of the Companies (Management and Administration) Rules, 2014, Annual Report of the Company for the Financial Year 2018-19 has been sent via Electronic Mode (e-mail) to the Members whose e-mail addresses was made available to us by the Depositories Participants. We request the Members to register/ update their e-mail address with their Depository Participant, in case they have not already registered/ updated the same. Members who are holding shares in physical form are requested to get their e-mail address registered with the Registrar and Share Transfer Agents of the Company.
7. In compliance with provisions of Section 108 of the Companies Act, 2013 read with Rule 20 of the Companies (Management and Administration) Rules 2014, as amended and Regulation 44 of SEBI (Listing Obligations and Disclosure Requirements) Regulations, 2015, the Company is pleased to provide e-voting facility to all members through the e-voting platform of Central Depository Services (India) Limited (CDSL). In this regard, your demat account/ folio number has been enrolled by the Company for your participation in e-voting on the resolutions placed by the Company on the e-voting system. E-voting is optional. The e-voting rights of the Members/ beneficial owners shall be reckoned on the equity shares held by them as on 10th September, 2019;
 - (i) The voting period begins on Friday, 13th September, 2019 at 9:00 A.M. and ends on Monday, 16th September, 2019 at 5:00 P.M. During this period Members' of the Company, holding shares either in physical form or in dematerialized form, as on the cut-off date 10th September, 2019 may cast their vote electronically. The e-voting module shall be disabled by CDSL for voting thereafter.
 - (ii) The Members should log on to the e-voting website www.evotingindia.com
 - (iii) Click on Shareholders / Members
 - (iv) Now Enter your User ID
 - a. For CDSL: 16 digits beneficiary ID,
 - b. For NSDL: 8 Character DP ID followed by 8 Digits Client ID,
 - c. Members holding shares in Physical Form should enter Folio Number registered with the Company.
 - (v) Next enter the Image Verification as displayed and Click on Login.
 - (vi) If you are holding shares in demat form and had logged on to www.evotingindia.com and voted on an earlier voting of any company, then your existing password is to be used.

(vii) If you are a first time user follow the steps given below:

	For Members holding shares in Demat Form and Physical Form
PAN	Enter your 10 digit alpha-numeric PAN issued by Income Tax Department (Applicable for both demat Members as well as physical Members) <ul style="list-style-type: none"> Members who have not updated their PAN with the Company/Depository Participant are requested to use the sequence number which is printed on the address label.
Dividend Bank Details OR Date of Birth (DOB)	Enter the Dividend Bank Details or Date of Birth (in dd/mm/yyyy format) as recorded in your demat account or in the company records in order to login. <ul style="list-style-type: none"> If both the details are not recorded with the depository or company, please enter the member id / folio number in the Dividend Bank details field as mentioned in instruction (iv).

- (viii) After entering these details appropriately, click on "SUBMIT" tab.
- (ix) Members holding shares in physical form will then directly reach the Company selection screen. However, Members holding shares in demat form will now reach 'Password Creation' menu wherein they are required to mandatorily enter their login password in the new password field. Kindly note that this password is to be also used by the demat holders for voting for resolutions of any other company on which they are eligible to vote, provided that company opts for e-voting through CDSL platform. It is strongly recommended not to share your password with any other person and take utmost care to keep your password confidential.
- (x) For Members holding shares in physical form, the details can be used only for e-voting on the Resolutions contained in this Notice.
- (xi) Click on the EVSN of INOX WIND LIMITED on which you choose to vote.
- (xii) On the voting page, you will see "RESOLUTION DESCRIPTION" and against the same the option "YES/NO" for voting. Select the option YES or NO as desired. The option YES implies that you assent to the Resolution and option NO implies that you dissent to the Resolution.
- (xiii) Click on the "RESOLUTIONS FILE LINK" if you wish to view the entire Resolution details.
- (xiv) After selecting the resolution you have decided to vote on, click on "SUBMIT". A confirmation box will be displayed. If you wish to confirm your vote, click on "OK", else to change your vote, click on "CANCEL" and accordingly modify your vote.
- (xv) Once you "CONFIRM" your vote on the resolution, you will not be allowed to modify your vote.
- (xvi) You can also take out print of the voting done by you by clicking on "Click here to print" option on the Voting page.
- (xvii) If a Demat account holder has forgotten the changed login password then enter the User ID and the image verification code and click on Forgot Password & enter the details as prompted by the system.
- (xviii) Shareholders can also cast their vote using CDSL's mobile app m-Voting available for android based mobiles. The m-Voting app can be downloaded from Google Play Store. Apple and Windows phone users can download the app from the App Store and the Windows Phone Store respectively. Please follow the instructions as prompted by the mobile app while voting on your mobile.
- (xix) Note for Non – Individual Members and Custodians
- Non-Individual Members (i.e. other than Individuals, HUF, NRI etc.) and Custodian are required to log on to www.evotingindia.com and register themselves as Corporate.
 - A scanned copy of the Registration Form bearing the stamp and sign of the entity should be emailed to helpdesk.evoting@cdslindia.com.
 - After receiving the login details a compliance user should be created using the admin login and password. The Compliance user would be able to link the account(s) for which they wish to vote on.

- The list of accounts linked in the login should be mailed to helpdesk.evoting@cdslindia.com and on approval of the accounts they would be able to cast their vote.
 - A scanned copy of the Board Resolution and Power of Attorney (POA) which they have issued in favour of the Custodian, if any, should be uploaded in PDF format in the system for the scrutinizer to verify the same.
- (xx) In case you have any queries or issues regarding e-voting, you may refer the Frequently Asked Questions ("FAQs") and e-voting user manual for Shareholders available at the website www.evotingindia.com, under help section or contact Shri Rakesh Dalvi, Manager, A Wing, 25th Floor, Marathon Futurex, Mafatlal Mill Compounds, N. M. Joshi Marg, Lower Parel (E), Mumbai – 400013, email: helpdesk.evoting@cdslindia.com, Tel: 1800225533
- I. The voting period begins on Friday, 13th September, 2019 at 09:00 A.M. and ends on Monday, 16th September, 2019 at 5:00 P.M. During this period Members of the Company, holding shares either in physical form or in dematerialized form, as on the cut-off date of 10th September, 2019, may cast their vote electronically. The e-voting module shall be disabled by CDSL for voting thereafter.
 - II. The voting rights of Members shall be in proportion to their shares of the Paid - up Equity Share Capital of the Company as on the cut-off date of 10th September, 2019. For all others who are not holding shares as on 10th September, 2019 and receive the Annual Report of the Company, the same is for their information.
 - III. A copy of this Notice has been placed on the website of the Company and the website of CDSL e-Voting.
 - IV. M/s. J. K. Gupta & Associates, Practising Company Secretaries, Delhi has been appointed as the Scrutinizer for conducting the e-voting process in a fair and transparent manner.
 - V. The Scrutinizer shall, immediately after the conclusion of voting at the general meeting, first count the votes cast at the meeting, thereafter unblock the votes cast through remote e-voting in presence of at least two witnesses not in the employment of the Company and make not later than three days of conclusion of the meeting, a consolidated scrutinizer's report of the total votes cast in favour or against, if any, to the Chairman or a person authorised by him in writing who shall countersign the same. Chairman or a person authorised by him in writing shall declare the result of the voting forthwith.
 - VI. The Results declared along with the Scrutinizer's Report shall be placed on the Company's website www.inoxwind.com and on the website of CDSL e-Voting and shall be communicated to BSE Limited and The National Stock Exchange of India Limited.
8. Members holding shares in physical form are requested to intimate Registrar and Transfer Agents of the Company viz., Link Intime India Private Limited, Unit: Inox Wind Limited, Noble Heights, 1st Floor, Plot No. NH-2, LSC, C-1 Block, Near Savitri Market, Janak Puri, New Delhi-110058, the changes, if any, in their Bank details, registered address, Email ID, etc. along with their Pin Code. Members holding shares in electronic form may update such details with their respective Depository Participant.
 9. Members desiring any relevant information on the accounts at the Annual General Meeting are requested to write to the Company Secretary at least seven days in advance at the Company's Corporate Office at Inox Towers, Plot No.17, Sector -16A, Noida-201 301, Uttar Pradesh, so as to enable the Company to keep the information ready.
 10. Members/ Proxies are requested to bring their filled in Attendance Slip and their copy of Annual Report to the Meeting.
 11. Corporate Members intending to send their Authorised Representative(s) to attend the Annual General Meeting are requested to send duly certified copy of the Board Resolution authorizing such representative(s) to attend and vote at the Annual General Meeting.

12. Members holding shares in single name and in Physical form are advised to make nomination in respect of their shareholding in the Company.
13. The relevant documents referred to in the accompanying Notice of Meeting and in the Explanatory Statement are open for inspection by the Members of the Company at the Registered Office on all working days (except Saturdays, Sundays and Public Holidays) between 11:00 A.M. to 01:00 P.M. upto the date of this Meeting and copies thereof shall also be available for inspection in physical form at the Office of the Company situated at INOX Towers, Plot No. 17, Sector -16A, Noida – 201301, Uttar Pradesh and also at the Meeting.
14. The Chairman shall, at the Meeting, at the end of discussion on the resolutions on which voting is to be held, allow voting with the assistance of Scrutinizer, by use of 'Ballot Paper' for all those Members who are present at the Meeting but have not cast their votes by availing the remote e-voting facility.
15. The Securities and Exchange Board of India has mandated submission of Permanent Account Number (PAN) by every participant in securities market. Members holding Shares in demat form are, therefore, requested to submit PAN details to the Depository Participants with whom they have demat accounts. Members holding Shares in physical form can submit their PAN details to the Company's Registrar and Transfer Agent, M/s. Link Intime India Private Limited, quoting their Folio number.

THE STATEMENT UNDER SECTION 102 (1) OF THE COMPANIES ACT, 2013 FOR ITEM NOS. 3 TO 7

Item No. 3

At the 8th Annual General Meeting of the Company held on 26th September, 2017, the Members had, inter-alia, approved the re-appointment of Shri Devansh Jain (DIN: 01819331) as a Whole-time Director of the Company for a period of 5 years with effect from 1st November, 2017 on the terms as contained in the said Resolution.

As the Company has inadequate profits during the Financial Year ended 31st March, 2019, the remuneration paid to Shri Devansh Jain for the financial year 2018-19, shall be as per the provisions of Section II of Part II of Schedule V of the Companies Act, 2013 ('the Act'). Hence, the Nomination & Remuneration Committee and the Board of Directors of the Company at their respective meeting held on 9th August, 2019 have approved the payment of remuneration to Shri Devansh Jain, Whole-time Director of the Company, for the Financial Year 2018-19, as set out in the Resolution No. 3, in compliance with Schedule V to the Companies Act, 2013 or any statutory modification(s) thereof and that all the terms of the resolution passed by the Members of the Company at the 8th Annual General Meeting approving his re-appointment and remuneration remains unaltered.

The information as required under Schedule V of the Act for seeking approval/consent of the shareholders is listed herein below:

I. General Information:

Sr. No.	Particulars	Remarks
1.	Nature of Industry	Manufacture of Wind Turbine Generators and its components
2.	Date or expected date of commencement of commercial production	The commercial production commenced in the year 2010.
3.	In case of new companies, expected date of commencement of activities as per project approved by financial institutions appearing in the prospectus.	Not Applicable

Sr. No.	Particulars	Remarks																																							
4.	Financial performance based on given indicators	<div>(₹ in Lakhs)</div> <table><tr><th rowspan="2">Particulars</th><th colspan="3">As per audited financial statements for the financial year</th></tr><tr><th>2016-17</th><th>2017-18</th><th>2018-19</th></tr><tr><td>Paid up Capital</td><td>22,192</td><td>22,192</td><td>22,192</td></tr><tr><td>Revenue from Operations</td><td>286,322</td><td>21,243</td><td>134,548</td></tr><tr><td>Other Income</td><td>12,047</td><td>3,441</td><td>4,562</td></tr><tr><td>Total Revenue from Operations (Net)</td><td>298,369</td><td>24,684</td><td>139,110</td></tr><tr><td>Net Expenses</td><td>263,576</td><td>48,647</td><td>138,917</td></tr><tr><td>Profit before Tax</td><td>34,793</td><td>(23,963)</td><td>193</td></tr><tr><td>Total Tax Expense</td><td>9,161</td><td>(8,246)</td><td>68</td></tr><tr><td>Profit/ (Loss) for the year</td><td>25,632</td><td>(15,717)</td><td>125</td></tr></table>	Particulars	As per audited financial statements for the financial year			2016-17	2017-18	2018-19	Paid up Capital	22,192	22,192	22,192	Revenue from Operations	286,322	21,243	134,548	Other Income	12,047	3,441	4,562	Total Revenue from Operations (Net)	298,369	24,684	139,110	Net Expenses	263,576	48,647	138,917	Profit before Tax	34,793	(23,963)	193	Total Tax Expense	9,161	(8,246)	68	Profit/ (Loss) for the year	25,632	(15,717)	125
Particulars	As per audited financial statements for the financial year																																								
	2016-17	2017-18	2018-19																																						
Paid up Capital	22,192	22,192	22,192																																						
Revenue from Operations	286,322	21,243	134,548																																						
Other Income	12,047	3,441	4,562																																						
Total Revenue from Operations (Net)	298,369	24,684	139,110																																						
Net Expenses	263,576	48,647	138,917																																						
Profit before Tax	34,793	(23,963)	193																																						
Total Tax Expense	9,161	(8,246)	68																																						
Profit/ (Loss) for the year	25,632	(15,717)	125																																						
5.	Foreign investments or collaboration, if any.	The Company has a state-of-the-art technology licensed from AMSC, a leading wind energy technology company, for exclusive manufacturing of 2 MW Wind Turbine Generators (WTGs) in India. The Company also has a non-exclusive license to manufacture 2 MW WTGs worldwide, based on AMSC's proprietary technology. In addition to this, the Company has a non-exclusive license from Wind Novation Engineering Solutions GmbH, Germany to manufacture rotor blade sets in variant of 93.3, 100 and 113-meter rotor diameter. Additionally, the Company have a collaboration with AMSC to develop a 3 MW turbine specially designed for the Indian market.																																							

II. Information about the appointee:

Sr. No.	Particulars	Remarks
1.	Background details	Shri Devansh Jain is a Whole-time Director of the Company since 1 st November, 2012. He has over 11 years of work experience in various management positions.
2.	Past remuneration	₹50.64 Lakhs for the FY 2017-18
3.	Recognition or awards	<p>Awarded:</p> <p>(a) 'Wind Power Man of the Year 2012-13' at the annual event conceptualised by Global Energia</p> <p>(b) Outstanding Contribution of an Individual towards Development of Wind Power Projects & Establishment of Indigenous Manufacturing by Global Energia and</p> <p>(c) For outstanding contribution to renewable energy at the Energy and Environment Foundation – Global Excellence Awards 2014</p>
4.	Job profile and his suitability	His job involves diverse fields of strategy and management planning, execution, finance, law and corporate affairs. As Whole-time Director of the Company, he is entrusted with the powers and authority to manage the overall affairs of the Company subject to superintendence, direction and control of the Board of Directors. He is having over 11 years of experience of Corporate management and possesses all required competencies. Thus, he is found to be most suitable for the position based on his qualification and vast experience.
5.	Remuneration proposed	The remuneration of Shri Devansh Jain is detailed in the Resolution.

Sr. No.	Particulars	Remarks
6.	Comparative remuneration profile with respect to industry, size of the company, profile of the position and person	The remuneration of Shri Devansh Jain is comparable and competitive with the remuneration being paid to Whole-time Directors in the relevant industry. Considering the background, competence and experience of Shri Devansh Jain, the terms of his remuneration as set out in the resolution are considered to be fair, just and reasonable keeping in view the size of the Company and the responsibility entrusted upon him.
7.	Pecuniary Relationship directly or indirectly with the company or relationship with the managerial personnel, if any.	Shri Devansh Jain has no pecuniary relationship directly or indirectly either with the Company or with any of the managerial personnel of the Company.

III. Other Information:

Sr. No.	Particulars	Remarks
1.	Reason for loss or inadequate profits.	The Wind Power industry witnessed a major disruption during financial year 2017-18 as it migrated from a feed-in-tariff regime to reverse auction based regime. As a result of this shift in policy, there was a virtual shutdown in the wind power sector for more than two years. Due to the effects of this change, the Sector added only 1.7 GW in FY 2017-18 and 1.5 GW in FY 2018-19, as against 5.5 GW added in FY 2016-17.
2.	Steps taken or proposed to be taken for improvement.	During the year, the Company focused on reducing fixed cost, supply chain costs, administration costs and manpower costs.
3.	Expected increase in productivity and profits in measurable terms.	The Company's order book stands at 1210.7 MW. The Company's common infrastructure for 600 MW is ready which will enable the Company to do further commissioning on a plug and play basis.

IV. Disclosures:

The following disclosures are mentioned in the Board of Director's Report under the heading "Corporate Governance Report", attached to the Annual Report

Sr. No.	Particulars	Remarks
i.	All elements of remuneration package such as salary, benefits, bonuses, stock options, pension etc., of all the directors.	Details with regard to Salary, benefits and sitting fees paid to Directors are disclosed in the Corporate Governance Report. The Company did not give any bonuses and stock options to the Directors.
ii.	Details of fixed component and performance linked incentives alongwith the performance criteria.	Details with regard to Salary, benefits and sitting fees paid to Directors are disclosed in the Corporate Governance Report.

Sr. No.	Particulars	Remarks
iii.	Service contracts, notice period, severance fees etc.	Not Applicable
iv.	Stock option details, if any, and whether the same has been issued at a discount as well as the period over which accrued and over which exercisable.	Not Applicable

In compliance with Sections 196, 197 read with Schedule V of the Act and Rules framed thereunder, the approval for payment of remuneration to Shri Devansh Jain as a Whole-time Director of the Company, for the Financial Year 2018-19, is being placed before the Members for their approval.

Brief resume of Shri Devansh Jain, nature of his experience in specific functional areas and names of companies in which he holds Directorships and Memberships/ Chairmanships of Board Committees, shareholding and relationships between Directors inter-se as stipulated under Regulation 36 (3) of the SEBI (Listing Obligations and Disclosure Requirements) Regulations, 2015 are provided at Note No. 5 of the Notice.

Shri Devansh Jain is interested in the resolution set out at Item No. 3 of the Notice. The relatives of Shri Devansh Jain may also be deemed to be interested in this resolution, to the extent of their shareholding interest, if any, in the Company.

Save and except the above, none of the other Directors/ Key Managerial Personnel of the Company/ their relatives are, in any way, concerned or interested, financially or otherwise, in this resolution.

The Board recommends the Resolution as stated at Item No. 3 of the Notice for approval of the Members as a Special Resolution.

Item No. 4

At the 9th Annual General Meeting of the Company held on 12th July, 2018, the Members had, inter-alia, approved the appointment of Shri Kailash Lal Tarachandani,

Chief Executive Officer ('CEO') (DIN: 06388564), as a Whole-time Director & CEO of the Company for a period of one year with effect from 19th May, 2018.

The Board of Directors at its meeting held on 8th February, 2019, based on the recommendation of the Nomination and Remuneration Committee, re-appointed him as a Whole-time Director & CEO of the Company for a period of one year commencing from 19th May, 2019 on such terms and conditions including remuneration as contained in the Resolution as set out in Item No.4. In the opinion of the Board, he fulfills the conditions specified in the Act and Rules framed thereunder for his appointment. In compliance of Sections 196, 197 read with Schedule V of the Companies Act, 2013 and the Rules framed thereunder, the re-appointment of Shri Kailash Lal Tarachandani as Whole-time Director & CEO is being placed before the Members for their approval.

The Nomination & Remuneration Committee and the Board of Directors at their respective meeting held on 9th August, 2019 approved the remuneration of ₹228.53 Lakhs (inclusive of special incentive / award of ₹100 Lakhs) paid to Shri Kailash Lal Tarachandani, Whole-time Director & CEO of the Company for the period from 19th May, 2018 to 31st March, 2019. As the Company has inadequate profits during the Financial Year ended 31st March, 2019, the remuneration paid/ payable to Shri Kailash Lal Tarachandani shall be as per the provisions of Section II of Part II of Schedule V of the Companies Act, 2013 ('the Act').

The information as required under Schedule V of the Act for seeking approval/consent of the shareholders is listed herein below:

I. General Information:

Sr. No.	Particulars	Remarks																																							
1.	Nature of Industry	Manufacture of Wind Turbine Generators and its components																																							
2.	Date or expected date of commencement of commercial production	The commercial production commenced in the year 2010.																																							
3.	In case of new companies, expected date of commencement of activities as per project approved by financial institutions appearing in the prospectus.	Not Applicable																																							
4.	Financial performance based on given indicators	<div>(₹ in Lakhs)</div> <table><tr><th rowspan="2">Particulars</th><th colspan="3">As per audited financial statements for the financial year</th></tr><tr><th>2016-17</th><th>2017-18</th><th>2018-19</th></tr><tr><td>Paid up Capital</td><td>22,192</td><td>22,192</td><td>22,192</td></tr><tr><td>Revenue from Operations</td><td>286,322</td><td>21,243</td><td>134,548</td></tr><tr><td>Other Income</td><td>12,047</td><td>3,441</td><td>4,562</td></tr><tr><td>Total Revenue from Operations (Net)</td><td>298,369</td><td>24,684</td><td>139,110</td></tr><tr><td>Net Expenses</td><td>263,576</td><td>48,647</td><td>138,917</td></tr><tr><td>Profit before Tax</td><td>34,793</td><td>(23,963)</td><td>193</td></tr><tr><td>Total Tax Expense</td><td>9,161</td><td>(8,246)</td><td>68</td></tr><tr><td>Profit/ (Loss) for the year</td><td>25,632</td><td>(15,717)</td><td>125</td></tr></table>	Particulars	As per audited financial statements for the financial year			2016-17	2017-18	2018-19	Paid up Capital	22,192	22,192	22,192	Revenue from Operations	286,322	21,243	134,548	Other Income	12,047	3,441	4,562	Total Revenue from Operations (Net)	298,369	24,684	139,110	Net Expenses	263,576	48,647	138,917	Profit before Tax	34,793	(23,963)	193	Total Tax Expense	9,161	(8,246)	68	Profit/ (Loss) for the year	25,632	(15,717)	125
Particulars	As per audited financial statements for the financial year																																								
	2016-17	2017-18	2018-19																																						
Paid up Capital	22,192	22,192	22,192																																						
Revenue from Operations	286,322	21,243	134,548																																						
Other Income	12,047	3,441	4,562																																						
Total Revenue from Operations (Net)	298,369	24,684	139,110																																						
Net Expenses	263,576	48,647	138,917																																						
Profit before Tax	34,793	(23,963)	193																																						
Total Tax Expense	9,161	(8,246)	68																																						
Profit/ (Loss) for the year	25,632	(15,717)	125																																						
5.	Foreign investments or collaboration, if any.	The Company has a state-of-the-art technology licensed from AMSC, a leading wind energy technology company, for exclusive manufacturing of 2 MW Wind Turbine Generators (WTGs) in India. The Company also has a non-exclusive license to manufacture 2 MW WTGs worldwide, based on AMSC's proprietary technology. In addition to this, the Company has a non-exclusive license from Wind Novation Engineering Solutions GmbH, Germany to manufacture rotor blade sets in variant of 93.3, 100 and 113-meter rotor diameter. Additionally, the Company have a collaboration with AMSC to develop a 3 MW turbine specially designed for the Indian market.																																							

II. Information about the appointee:

Sr. No.	Particulars	Remarks
1.	Background details	Shri Kailash Lal Tarachandani is Whole-time Director & CEO of the Company since 19 th May, 2018. He has more than 24 years' of experience in the field of strategy management, global project execution, product management, business development and was instrumental in building organizations, setting up their plants, acquiring technologies and developing their management team.
2.	Past remuneration	₹120.66 Lakhs for FY 2017-18 (remuneration received as CEO of the Company)
3.	Recognition or awards	-
4.	Job profile and his suitability	He is responsible for business development, project management, sales, procurement and operations. He has more than 24 years of experience. Thus, he is ideally suited for the job.
5.	Remuneration proposed	The remuneration of Shri Kailash Lal Tarachandani is detailed in the resolution.
6.	Comparative remuneration profile with respect to industry, size of the company, profile of the position and person	In the past few years, the remuneration of Senior Executives in the industry increased significantly. The remuneration proposed to be paid to him is purely based on merit considering his vast experience and the responsibilities entrusted upon him. Further, the Nomination and Remuneration Committee constituted by the Board, perused the remuneration of managerial personnel in other companies comparable with the size of the Company, industry benchmarks in general, profile and responsibilities entrusted upon him before recommending the remuneration as proposed above.
7.	Pecuniary Relationship directly or indirectly with the company or relationship with the managerial personnel, if any.	Shri Kailash Lal Tarachandani has no pecuniary relationship directly or indirectly either with the Company or with any of the managerial personnel of the Company.

III. Other Information:

Sr. No.	Particulars	Remarks
1.	Reasons for loss or inadequate profits	The Wind Power industry witnessed a major disruption during financial year 2017-18 as it migrated from a feed-in-tariff regime to reverse auction based regime. As a result of this shift in policy, there was a virtual shutdown in the wind power sector for more than two years. Due to the effects of this change, the Sector added only 1.7 GW in FY 2017-18 and 1.5 GW in FY 2018-19, as against 5.5 GW added in FY 2016-17.
2.	Steps taken or proposed to be taken for improvement.	During the year, the Company focused on reducing fixed cost, supply chain costs, administration costs and manpower costs.
3.	Expected increase in productivity and profits in measurable terms	The Company's order book stands at 1210.7 MW. The Company's common infrastructure for 600 MW is ready which will enable the Company to do further commissioning on a plug and play basis.

IV. Disclosures:

The following disclosures are mentioned in the Board of Director's Report under the heading "Corporate Governance Report", attached to the Annual Report

Sr. No.	Particulars	Remarks
i.	All elements of remuneration package such as salary, benefits, bonuses, stock options, pension etc., of all the directors.	Details with regard to Salary, benefits and sitting fees paid to Directors are disclosed in the Corporate Governance Report. The Company did not give any bonuses and stock options to the Directors.
ii.	Details of fixed component and performance linked incentives alongwith the performance criteria.	Details with regard to Salary, benefits and sitting fees paid to Directors are disclosed in the Corporate Governance Report.
iii.	Service contracts, notice period, severance fees etc.	Not Applicable
iv.	Stock option details, if any, and whether the same has been issued at a discount as well as the period over which accrued and over which exercisable.	Not Applicable

In compliance with Sections 196, 197 read with Schedule V of the Act and Rules framed thereunder, approval of the Members of the Company is also being sought for the remuneration paid/ payable to Shri Kailash Lal Tarachandani as Whole-time Director & CEO.

Brief resume of Shri Kailash Lal Tarachandani, nature of his experience in specific functional areas and names of companies in which he holds Directorships and Memberships/ Chairmanships of Board Committees, shareholding and relationships between Directors inter-se as stipulated under Regulation 36 (3) of the SEBI (Listing Obligations and Disclosure Requirements) Regulations, 2015 are provided at Note No. 5 of the Notice.

Shri Kailash Lal Tarachandani is interested in the resolution set out at Item No. 4 of the Notice with regard to his re-appointment and remuneration. The relatives of Shri Kailash Lal Tarachandani may also be deemed to be interested in this resolution, to the extent of their shareholding interest, if any, in the Company.

Save and except the above, none of the other Directors/ Key Managerial Personnel of the Company/ their relatives is, in any way, concerned or interested, financially or otherwise, in this resolution.

The Board recommends the Resolution as stated at Item No. 4 of the Notice for approval of the Members of the Company as a Special Resolution.

Item No. 5

In terms of Section 149 and other applicable provisions of the Companies Act, 2013 ('the Act') and Securities & Exchange Board of India (Listing Obligations and Disclosure Requirements) Regulations, 2015, ('Listing Regulations'). Ms. Bindu Saxena was appointed as an Independent Director of the Company for a term of five consecutive years with effect from 21st October, 2014. Accordingly, her tenure as an Independent Director is upto 20th October, 2019.

The Nomination & Remuneration Committee of the Board of Directors in their meeting held on 9th August,

2019, on the basis of the report of performance evaluation of Independent Directors, has recommended re-appointment of Ms. Bindu Saxena as an Independent Director for a second term of five consecutive years on the Board of the Company.

The Board of Directors, based on the performance evaluation of Independent Directors and as per the recommendation of the Nomination & Remuneration Committee, consider that, given her background and experience & contribution made by her during her tenure, the continued association of Ms. Bindu Saxena would be beneficial to the Company and it is desirable to continue to avail her services as an Independent Director.

Accordingly, it is proposed to re-appoint her as an Independent Director of the Company, not liable to retire by rotation and to hold office for a second term of five consecutive years on the Board of the Company with effect from 21st October, 2019.

Section 149 of the Act and provisions of the Listing Regulations, inter-alia, provide that an Independent Director of a Company shall meet the criteria of Independence as provided in Section 149(6) of the Act. Section 149(10) of the Act provides that an Independent Director shall hold office for a term of upto five consecutive years on the Board and shall be eligible for re-appointment on passing of a Special Resolution by the Company and disclosure of such appointment in the Board's Report. Section 149(11) of the Act provides that an Independent Director may hold office for upto two consecutive terms.

The Company has received declaration from Ms. Bindu Saxena that she meets the criteria for independence as prescribed under Section 149 (6) of the Act and under the Listing Regulations and in the opinion of the Board, she fulfill the conditions for re-appointment as an Independent Director of the Company as specified in the Act and the Listing Regulations and she is independent of the management.

Copy of draft letter of appointment of Ms. Bindu Saxena setting out the terms and conditions of appointment is available for inspection by the Members at the Registered Office of the Company.

Brief resume of Ms. Bindu Saxena whose re-appointment as an Independent Director is proposed

at Item No. 5 alongwith nature of her experience in specific functional areas and names of companies in which she holds Directorships and Memberships/ Chairmanships of Board Committees, shareholding and relationships between Directors inter-se as stipulated under Regulation 36 (3) of the Listing Regulations are provided at Note No. 5 of the Notice.

Ms. Bindu Saxena is interested in the resolution set out at Item No. 5. of the Notice. Her relatives may also be deemed to be interested in the resolution, to the extent of their shareholding interest, if any, in the Company.

Save and except the above, none of the other Directors/ Key Managerial Personnel of the Company/ their relatives are, in any way, concerned or interested, financially or otherwise, in the resolution.

The Board recommends the Resolution as stated at Item No. 5 of the Notice for approval of the Members of the Company as a Special Resolution.

Item No. 6

The Members at their 9th Annual General Meeting held on 12th July, 2018 had, inter-alia, approved the re-appointment of Shri Shanti Prashad Jain, Independent Director, aged 78 years, for a second term of five consecutive years with effect from 01st April, 2019 by passing a Special Resolution.

As per Regulation 17(1A) introduced vide SEBI (Listing Obligations and Disclosure Requirements) (Amendment) Regulations, 2018, no listed company shall appoint a person or continue the directorship of any person as a non-executive director who has attained the age of seventy five years unless a special resolution is passed to that effect, in which case the explanatory statement annexed to the notice for such motion shall indicate the justification for appointing such person.

Shri Shanti Prashad Jain is a Fellow Member of the Institute of Chartered Accountants of India and is a Senior Partner of firm M/s. Shanti Prashad & Co., Chartered Accountants, New Delhi. He possesses more than four decades of experience as a Direct Tax Consultant. Brief resume of Shri Shanti Prashad Jain alongwith nature of his experience in specific functional areas and names of companies in which he holds Directorships and Memberships/ Chairmanships of Board Committees, shareholding and relationships between Directors inter-se as stipulated under

Regulation 36 (3) of the SEBI (Listing Obligations and Disclosure Requirements) Regulations, 2015 is provided at Note No. 5 of the Notice.

The Company and the Board has immensely benefitted from his vast experience and knowledge. The Board of Directors, based on the performance evaluation of Independent Directors and considering the recommendations of the Nomination and Remuneration Committee, considered that, given his experience and contribution to the functioning and performance of the Company, it would be desirable to continue his services as an Independent Director.

Shri Shanti Prashad Jain is interested in the resolution set out at Item No. 6 of the Notice. His relatives may also be deemed to be interested in this resolution, to the extent of their shareholding interest, if any, in the Company.

Save and except the above, none of the other Directors/ Key Managerial Personnel of the Company/ their relatives are, in any way, concerned or interested, financially or otherwise, in this resolution.

The Board recommends the Resolution as stated at Item No. 6 of the Notice for approval of the Members of the Company as a Special Resolution.

Item No. 7

In accordance with the provisions of Section 148 of the Companies Act, 2013 read with the Companies (Audit and Auditors) Rules, 2014, the remuneration payable to the Cost Auditors has to be ratified by the Members of the Company.

Accordingly, consent of the Members is being sought for passing an Ordinary Resolution as set out at Item No. 7 of the Notice for ratification of the remuneration payable to the Cost Auditors of the Company for the Financial Year ending 31st March, 2020.

None of the Directors, Key Managerial Personnel of the Company and their relatives are, in any way, concerned or interested, financially or otherwise, in the resolution set out at Item No. 7 of the Notice.

The Board recommends the Resolution as stated at Item No. 7 of the Notice for approval of the Members of the Company as an Ordinary Resolution.

By **Order of the Board of Directors**

Place: Noida

Date: 9th August, 2019

Deepak Banga

Company Secretary

Board's Report

To the Members of
INOX WIND LIMITED

Your Directors take pleasure in presenting to you their Tenth Annual Report together with the Audited Financial Statements for the Financial Year ended on 31st March, 2019.

1. FINANCIAL RESULTS

Following are the working results for the Financial Year 2018-19:

Sr. No.	Particulars	Consolidated		Standalone	
		₹ in Lakhs		₹ in Lakhs	
		2018-19	2017-18	2018-19	2017-18
I	Revenue from Operations	143,744	47,984	134,548	21,243
II	Other income	2,341	2,565	4,562	3,441
III	Total Revenue Income (I+II)	146,085	50,549	139,110	24,684
IV	Total Expenses	152,272	78,595	138,917	48,647
V	Share of Profit/(Loss) of associates	(24)	(2)	-	-
VI	Profit/(Loss) before tax (III - IV+V)	(6,211)	(28,048)	193	(23,963)
VII	Total Tax expense	(2,213)	(9,286)	68	(8,246)
VIII	Profit/(Loss) for the year (VI - VII)	(3,998)	(18,762)	125	(15,717)
IX	Other comprehensive income	64	231	7	178
X	Total other comprehensive income (VIII + IX)	(3,934)	(18,531)	132	(15,539)

Detailed analysis of the Financial and Operational Performance of the Company has been given in the Management Discussion and Analysis Report forming part of this Annual Report.

2. CONSOLIDATED FINANCIAL STATEMENTS

As per Regulation 33 of the Securities and Exchange Board of India (Listing Obligations and Disclosure Requirements) Regulations, 2015, as amended (hereinafter referred to as "Listing Regulations") and applicable provisions of the Companies Act, 2013 read with the Rules issued thereunder, the Consolidated Financial Statements of the Company for the Financial Year 2018-19 have been prepared in accordance with the Indian Accounting Standards (Ind AS) prescribed under Section 133 of the Companies Act, 2013 and other recognized accounting practices and policies to the extent applicable and on the basis of audited financial statements of the Company, its subsidiary companies and associates, as approved by the respective Board of Directors.

The Consolidated Financial Statements together with the Independent Auditor's Report form part of this Annual Report. The Audited Standalone and Consolidated Financial Statements for the Financial Year 2018-19 shall be laid before the Annual General Meeting for approval of the Members of the Company.

3. DIVIDEND

With a view to finance the Company's ongoing projects and considering future plans, no dividend has been recommended by the Board of Directors for the Financial Year ended 31st March, 2019.

In accordance with Regulation 43A of the Listing Regulations, the Company has formulated a 'Dividend Distribution Policy' and the same has been uploaded on the Company's website; www.inoxwind.com.

4. TRANSFER TO RESERVES

During the year under review, the Company has not transferred any amount to General Reserves.

5. DIRECTORS AND KEY MANAGERIAL PERSONNEL

Your Directors recommend appointment/ re-appointment of following Directors:

Appointment of Shri Siddharth Jain (DIN: 00030202) who retires by rotation and being eligible, offers himself for re-appointment.

Re-appointment of Shri Kailash Lal Tarachandani (DIN: 06388564) as Whole-time Director & CEO of the Company for a period of one year with effect from 19th May, 2019.

Re-appointment of Ms. Bindu Saxena (DIN: 00167802), Independent Director of the Company, for a second term of five years with effect from 21st October, 2019.

Continuation of Shri Shanti Prashad Jain as an Independent Director who is above 75 years of age to hold office upto the expiry of his second term of five years i.e. upto 31st March, 2024.

Shri Deepak Asher, Non-Executive Non Independent Director of the Company resigned from the office of Director due to personal reasons w.e.f. 1st April, 2019. The management places on record its appreciation for Shri Deepak Asher for the services rendered by him during his tenure as Director of the Company.

Shri Narayan Lodha was appointed as Chief Financial Officer of the Company w.e.f. 9th February, 2019 in place of Shri Jitendra Mohananey, Chief Financial Officer who on account of internal restructuring was moved to its Holding Company, GFL Limited (earlier known as Gujarat Fluorochemicals Limited) w.e.f. 9th February, 2019 for wider group related professional responsibilities.

Necessary Resolutions in respect of Directors seeking appointment/ re-appointment and their brief resume pursuant to Regulation 36 (3) of Listing Regulations are provided in the Notice of the Annual General Meeting forming part of this Annual Report.

6. NOMINATION AND REMUNERATION POLICY

The salient features of Nomination and Remuneration Policy of the Company is annexed to this report as **Annexure A**. The Nomination and Remuneration

Policy as approved by the Board may be accessed on the Company's website at the link: https://www.inoxwind.com/wp-content/uploads/2014/11/Nomination_Remuneration_Policy_IWL.pdf

7. DECLARATION OF INDEPENDENCE

The Company has received declarations from all the Independent Directors confirming that they meet the criteria of independence as prescribed under the provisions of Section 149 (6) of the Companies Act, 2013 read with the Schedules annexed thereto and Rules made thereunder as well as Regulation 16 of Listing Regulations. They have also confirmed that they have complied with the Code of Conduct as prescribed in the Schedule IV to the Act and Code of Conduct for Directors and Senior Management Personnel, formulated by the Company.

8. FAMILIARISATION PROGRAMME FOR INDEPENDENT DIRECTORS

Details of Familiarisation Programme for Independent Directors is given in the Corporate Governance Report.

9. PERFORMANCE EVALUATION

Performance Evaluation forms containing criteria for evaluation of Board as a whole, Committees of the Board and Individual Directors and Chairperson of the Company were sent to all the Directors with a request to provide their feedback to the Company on the Annual Performance of Board as a whole, Committees of Board and Individual Directors for the Financial Year 2018-19. Further, based on the feedback received by the Company, the Nomination and Remuneration Committee at its Meeting held on 8th February, 2019 had noted the Annual Performance of each of the Directors and recommended to the Board to continue the terms of appointment of all the Independent Directors of the Company and the Board of Directors of the Company at its Meeting held on 8th February, 2019 noted that the performance of Board, Committees of the Board and Individual Directors and Chairperson (including Chairperson, CEO, Independent Directors) is evaluated as satisfactory by this evaluation process.

10. MEETINGS OF THE BOARD

During the year under review, the Board met Five times and details of Board Meetings held are given in the Corporate Governance Report. The intervening gap between the two Meetings was within the time limit prescribed under Section 173 of the Companies Act, 2013 and Regulation 17 of the Listing Regulations.

11. DIRECTOR'S RESPONSIBILITY STATEMENT AS PER SUB-SECTION (5) OF SECTION 134 OF THE COMPANIES ACT, 2013

To the best of their knowledge and belief and according to the information and explanations obtained by your Directors, they make the following statements in terms of Section 134(3) (c) of the Companies Act, 2013:

- i. in the preparation of the Annual Accounts for the financial year ended 31st March, 2019, the applicable Accounting Standards and Schedule III of the Companies Act, 2013 have been followed and there are no departures from the same;
- ii. the Directors had selected such Accounting Policies and applied them consistently and made judgments and estimates that are reasonable and prudent so as to give a true and fair view of the state of affairs of the Company at the end of the financial year and of the profit of the Company for that period;
- iii. the Directors had taken proper and sufficient care for the maintenance of adequate accounting records in accordance with the provisions of this Act for safeguarding the assets of the Company and for preventing and detecting fraud and other irregularities;
- iv. the Directors had prepared the Annual Accounts on a going concern basis;
- v. the Directors had laid down Internal Financial Controls to be followed by the Company and that such Internal Financial Controls were adequate and were operating effectively; and
- vi. the Directors had devised proper systems to ensure compliance with the provisions of all applicable laws and that such systems were adequate and operating effectively.

12. PARTICULARS OF LOANS GIVEN, INVESTMENTS MADE, GUARANTEES GIVEN AND SECURITIES PROVIDED

Particulars of Loans given, Investments made, Guarantees given and Securities provided along with the purpose for which the Loan or Guarantee or Security is proposed to be utilized by the Recipient are provided in the Standalone Financial Statements of the Company. Please refer to Note Numbers 7, 38 and 50 to the Standalone Financial Statements of the Company.

13. CONTRACTS AND ARRANGEMENTS WITH RELATED PARTIES

All contracts / arrangements / transactions entered by the Company during the year under review with Related Parties are approved by the Audit Committee and/or Board, as per the provisions of Section 188 of the Companies Act, 2013 read with the Rule 15 of the Companies (Meetings of Board and its Powers) Rules, 2014 and Regulation 23 of the Listing Regulations. During the year under review, the Company had not entered into any contract / arrangement / transaction with Related Parties which could be considered material in accordance with the Policy of the Company on materiality of Related Party Transactions.

The Policy on materiality of Related Party Transactions and dealing with Related Party Transactions as approved by the Board may be accessed on the Company's website at the link: <https://www.inoxwind.com/wp-content/uploads/2019/08/IWL%20-%20Related%20Party%20Transaction%20Policy%2031March2019.pdf>

All transactions entered with Related Parties for the year under review were on arm's length basis.

Hence, disclosure in Form AOC-2 is not required to be annexed to this Report

14. DEPOSITS

The Company has not accepted any deposits covered under Chapter V of the Act.

15. SUBSIDIARY COMPANIES INCLUDING JOINT VENTURE AND ASSOCIATE COMPANIES

During the year under review, your Company incorporated a wholly-owned subsidiary namely Waft Energy Private Limited

A separate statement containing the salient features of financial statements of all subsidiaries of the Company forms a part of Consolidated Financial Statements in compliance with Section 129 and other applicable provisions, if any, of the Companies Act, 2013. In accordance with Section 136 of the Companies Act, 2013, the financial statements of the subsidiary companies are available for inspection by the Members at the Registered Office of the Company during business hours on all days except Saturdays, Sundays and public holidays upto the date of the Annual General Meeting ('AGM'). Any member desirous of obtaining a copy of the said financial statements may write to the Company Secretary at the Corporate Office of the Company. The financial statements including the consolidated financial statements, financial statements of subsidiaries and all other documents required to be attached to this report have been uploaded on the website of the Company www.inoxwind.com. The Company has formulated a policy for determining material subsidiaries. The policy may be accessed on the website of the Company.

The Report on the performance and financial position of each of the Subsidiaries of the Company is annexed to this report in Form AOC-1 pursuant to first proviso to sub-section (3) of Section 129 of the Companies Act, 2013 and Rule 5 of Companies (Accounts) Rules, 2014 as **Annexure B**.

16. ESTABLISHMENT OF VIGIL MECHANISM FOR DIRECTORS AND EMPLOYEES

Your Company has adopted a Vigil Mechanism/Whistle Blower Policy in compliance with the provisions of Section 177(9) & (10) of the Companies Act, 2013 and Regulation 22 of the Listing Regulations.

The Whistle Blower Policy is available on the website of the Company. The same can be viewed at <https://www.inoxwind.com/wp-content/uploads/2019/08/IWL-%20Whistleblower%20Policy%2031March2019.pdf>.

17. INTERNAL FINANCIAL CONTROLS

The Company has adequate Internal Financial Controls commensurate with its size and nature of its business and is operating satisfactorily. The Board has reviewed Internal Financial Controls of the Company and the Audit Committee monitors the same in consultation with Internal Auditors of the Company.

18. INDEPENDENT AUDITOR'S REPORT

There are no reservations, qualifications or adverse remarks or disclaimers in the Independent Auditor's Report. The notes forming part of the accounts are self-explanatory and do not call for any further clarifications under Section 134(3)(f) of the Companies Act, 2013.

During the year, the Independent Auditors had not reported any matter under Section 143(12) of the Companies Act, 2013. Therefore, no detail is required to be disclosed under Section 134(3)(ca) of the Companies Act, 2013.

19. INDEPENDENT AUDITORS

M/s. Dewan P.N. Chopra & Co., Chartered Accountants (Firm Registration No. 000472N) were appointed as Independent Auditors of the Company at the 9th Annual General Meeting (AGM) held on 12th July, 2018 to hold office from the conclusion of 9th AGM till the conclusion of the 14th AGM of the Company.

20. COST AUDITOR

In terms of Section 148 of the Companies Act, 2013 read with the Companies (Cost Records and Audit) Amendment Rules, 2014, the cost audit records maintained by the Company are required to be audited by a Cost Accountant in practice who shall be appointed by the Board. In view of the above, the Board of Directors, based on the recommendation

of the Audit Committee, re-appointed M/s Jain Sharma and Associates, Cost Accountants (Firm Registration No. 000270) as Cost Auditors of the Company for conducting the Cost Audit for the Financial Year 2019-20 on a remuneration of ₹ 1,87,000 (Rupees One Lakh Eighty Seven Thousand Only). As required under the referred Section of the Companies Act, 2013 and relevant Rules, the remuneration payable to the Cost Auditor is required to be placed before the Members in a General Meeting for their ratification. Accordingly, a resolution seeking Members ratification for the remuneration payable to M/s Jain Sharma and Associates, Cost Auditors has been included in the Notice convening the Tenth Annual General Meeting.

Particulars of Cost Audit Report submitted by M/s. Jain Sharma and Associates, Cost Auditors in respect of Financial Year 2017-18 is as follows.

Financial Year	2017-18
Due Date of Filing Cost Audit Report	6 th September, 2018
Date of Filing Cost Audit Report	4 th September, 2018

During the year, the Cost Auditors had not reported any matter under Section 143(12) of the Companies Act, 2013. Therefore, no detail is required to be disclosed under Section 134(3)(ca) of the Companies Act, 2013.

21. SECRETARIAL AUDIT REPORT

In terms of Section 204 of the Companies Act, 2013 read with Rule 9 of the Companies (Appointment & Remuneration of Managerial Personnel) Rules, 2014, the Company has appointed M/s. J.K. Gupta & Associates, Company Secretaries to conduct Secretarial Audit of the Company for the financial year 2018-19. The Secretarial Audit Report given by M/s. J.K. Gupta & Associates, in Form MR-3, is annexed to this report as **Annexure C**. The said report does not contain any qualification, reservation, adverse remark or disclaimer. During the year, the Secretarial Auditors had not reported any matter under Section 143(12) of the Companies Act, 2013.

Therefore, no detail is required to be disclosed under Section 134 (3) (ca) of the Companies Act, 2013.

During the year under review, the Company has complied with the requirements of mandatory secretarial standards issued by The Institute of Company Secretaries of India.

22. MANAGEMENT DISCUSSION AND ANALYSIS REPORT

Management's Discussion and Analysis Report for the year under review, as stipulated under Regulation 34 (2)(e) and 34 (3) of the Listing Regulations read with Para B of Schedule V is presented in a separate Section forming part of this Annual Report.

23. CORPORATE GOVERNANCE REPORT

Pursuant to Regulation 34 (3) read with Para C of Schedule V of Listing Regulations, the Corporate Governance Report of the Company for the year under review and the Auditor's Certificate regarding compliance of conditions of Corporate Governance is annexed to this report.

In compliance with the requirements of Regulation 17 (8) of Listing Regulations, a certificate from the Chief Executive Officer and Chief Financial Officer of the Company, who are responsible for the finance function, was placed before the Board.

All the Board Members and Senior Management Personnel of the Company had affirmed compliance with the Code of Conduct for Board and Senior Management Personnel. A declaration to this effect duly signed by the Chief Executive Officer is enclosed as a part of the Corporate Governance Report.

24. EXTRACT OF ANNUAL RETURN

In terms of Section 92 (3) of the Companies Act, 2013 read with Rule 12 of the Companies (Management & Administration) Rules, 2014, the extract of Annual Return in Form MGT -9 is annexed to this report as **Annexure D** and is also available on the Company's website, www.inoxwind.com.

25. CONSERVATION OF ENERGY, TECHNOLOGY ABSORPTION AND FOREIGN EXCHANGE EARNINGS AND OUTGO

Information in respect of conservation of energy, technology absorption, foreign exchange earnings and outgo pursuant to Section 134 of the Companies Act, 2013 read with Rule 8 of the Companies (Accounts) Rules, 2014, in the manner prescribed is annexed to this report as **Annexure E**.

26. PARTICULARS OF EMPLOYEES

Disclosure pertaining to remuneration and other details as required under Section 197 (12) read with Rule 5(1) of the Companies (Appointment and Remuneration of Managerial Personnel) Rules, 2014 are annexed to this report as **Annexure F**.

In accordance with the provisions of Section 197 (12) of the Companies Act, 2013 read with Rules 5(2) and 5(3) of the Companies (Appointment and Remuneration of Managerial Personnel) Rules, 2014, as amended, a statement showing the name and other particulars of the employees drawing remuneration in excess of the limits set out in the said Rule forms part of this report.

In terms of Section 136 of the Companies Act, 2013, the Report and Accounts are being sent to the Members of the Company excluding information on employees' particulars which is available for inspection by the Members at the Registered Office of the Company during the business hours on working days of the Company up to the date of the ensuing Annual General Meeting. If any Member is interested in obtaining such information, he/she may write to the Company Secretary at the Corporate Office of the Company.

27. CORPORATE SOCIAL RESPONSIBILITY ACTIVITIES

The Corporate Social Responsibility (CSR) Committee of the Company comprises of Shri Devansh Jain, Non Independent Director, Shri Kailash Lal Tarachandani, Non Independent Director and Shri Shanti Prashad Jain, Independent Director

of the Company. The CSR Policy of the Company is disclosed on the website of the Company which can be viewed at <https://www.inoxwind.com/wp-content/uploads/2014/11/CSR-Policy-Inox-Wind-Limited.pdf>. The report on CSR activities as per Companies (Corporate Social Responsibility) Rules, 2014 is annexed to this Report as **Annexure G**.

28. SAFETY, HEALTH AND ENVIRONMENT

Safety, health and environment have been of prime concern to the Company and necessary efforts were made in this direction in line with the safety, health and environment policy laid down by the Company. The Company has achieved certification of ISO: 14001:2004 (Environment Management System) and certification of OHSAS 18001:2007 (Occupational Health and Safety Management System) for its Una and Rohika Units. Health of employees is being regularly monitored and environment has been maintained as per statutory requirements.

29. INSURANCE

The Company's property and assets have been adequately insured.

30. RISK MANAGEMENT

The Board of Directors of the Company at its Meeting held on 4th November, 2017 approved the Enterprise Risk Management (ERM) Framework of the Company which is derived from COSO ERM – Aligning Risk with Strategy and Performance 2016 (Draft) framework established by committee of sponsoring organizations. Accordingly, Enterprise Risk Management is “The culture, capabilities and practices, integrated with strategy-setting and its execution, that organizations rely on to manage risk in creating, preserving, and realizing value”. The Company has, therefore, adopted Residual risk approach and the Board of Directors at its Meeting held on 18th May, 2018 approved Enterprise Risk Register, Risk Reporting and its Monitoring system. In the Board's view, there are no material risks, which may threaten the existence of the Company. For further details, please refer to the Management Discussion and Analysis Report annexed to this report.

31. INFORMATION UNDER THE SEXUAL HARASSMENT OF WOMEN AT WORKPLACE (PREVENTION, PROHIBITION AND REDRESSAL) ACT, 2013

The Company has in place Prevention, Prohibition and Redressal of Sexual Harassment Policy in line with the requirements of the Sexual Harassment of Women at Workplace (Prevention, Prohibition and Redressal) Act, 2013. Your Company has formed an Internal Complaints Committee (ICC) to redress complaints received regarding sexual harassment. All employees (permanent, contractual, temporary, trainees) are covered under this Policy.

During the year under review, no complaint on sexual harassment was received.

32. MATERIAL CHANGES AND COMMITMENTS, IF ANY, AFFECTING THE FINANCIAL POSITION OF THE COMPANY WHICH HAVE OCCURRED BETWEEN THE END OF THE FINANCIAL YEAR OF THE COMPANY TO WHICH THE FINANCIAL STATEMENTS RELATE AND THE DATE OF THE REPORT

There have been no material changes and commitments which affect the financial position of the Company which have occurred between the end of the Financial Year of the Company to which the Financial Statements relate and the date of this report.

33. SIGNIFICANT AND MATERIAL ORDERS PASSED BY THE REGULATORS OR COURTS OR TRIBUNALS IMPACTING THE GOING CONCERN STATUS AND COMPANY'S OPERATIONS IN FUTURE

There are no orders passed by the Regulators or Courts or Tribunals impacting the going concern status and Company's operations in future.

34. ACKNOWLEDGEMENT

Your Directors express their gratitude to all other external agencies for the assistance, co-operation and guidance received. Your Directors place on record their deep sense of appreciation for the dedicated services rendered by the workforce of the Company.

By Order of the Board of Directors

Place: Noida
Date: 9th August, 2019

Kailash Lal Tarachandani
Whole-time Director & CEO
DIN:06388564

Devansh Jain
Whole-time Director
DIN:01819331

Annexure A

Salient Features of the Nomination and Remuneration Policy

1. Definitions:

- a. "Key Managerial Personnel" (KMP) means
 - Managing Director; or Chief Executive Officer; or Manager and in their absence, a Whole-time Director;
 - Company Secretary;
 - Chief Financial Officer
- b. "Senior Management Personnel" means, the personnel of the Company who are members of its core management team excluding Board of Directors and KMPs, comprising of all members of management on level below the Executive Directors including the functional heads.
- c. "Other employees" means, all the employees other than the Directors, KMPs and the Senior Management Personnel.

2. NR Policy

NR Policy is divided into three parts as follows:

I. Qualifications

Criteria for identifying persons who are qualified to be appointed as a Directors / KMP / Senior Management Personnel of the Company:

a. Directors

Section 164 of the Companies Act, 2013 states disqualifications for appointment of any person to become Director of any Company. Any person who in the opinion of the Board is not disqualified to become a Director, and in the opinion of the Board, possesses the ability, integrity and relevant expertise and experience, can be appointed as Director of the Company.

b. Independent Directors

For appointing any person as an Independent Director he/she should possess

qualifications as mentioned in Rule 5 of the Companies (Appointment and Qualification of Directors) Rules, 2014.

c. Senior Management Personnel and KMP and Other Employees

The Company has an Organogram displaying positions of Senior Management including KMP and other positions with the minimum qualifications and experience requirements for each positions which commensurate with the size of its business and the nature and complexity of its operations. Any new recruit in the Company is to match the requirements prescribed in the Organogram of the Company.

II. Remuneration

a. Structure of Remuneration for the Managing Director, Key Managerial Personnel and Senior Management Personnel

The Managing Director, Key Managerial Personnel and Senior Management Personnel (other than Non-executive Directors) receive Basic Salary and other Perquisites. The Perquisites include other allowances. The Managing Director is also eligible for payment of Commission on net profits as permissible under Section 197 of the Companies Act, 2013 and approved by the Shareholders from time to time to be payable to the Managing Director of the Company. The total salary includes fixed and variable components.

The Company's policy is that the total fixed salary should be fair and reasonable after taking into account the following factors:

- The scope of duties, the role and nature of responsibilities
- The level of skill, knowledge and experience of individual

- Core performance requirements and expectations of individuals
- The Company's performance and strategy
- Legal and industrial Obligations

The table below depicts the standard components of remuneration package

Fixed Component		
Basic Salary	Allowances	Superannuation

b. Structure of Remuneration for Non-executive Director

Non-executive Directors are remunerated to recognize responsibilities, accountability and associated risks of Directors. The total remuneration of Non-executive Directors may include all, or any combination of following elements:

- Fees for attending meeting of the Board of Directors as permissible under Section 197 of the Companies Act, 2013 read with Rule 4 of the Companies (Appointment and Remuneration of Managerial Personnel) Rules, 2014 and decided at the Meeting of the Board of Directors.
- Fees for attending meetings of Committees of the Board which remunerate Directors for additional work on Board Committee as permissible under Section 197 of the Companies Act, 2013 read with Rule 4 of the Companies (Appointment and Remuneration of Managerial Personnel) Rules, 2014 and decided at the Meeting of the Board of Directors.
- Commission on net profits as permissible under Section 197 of the Companies Act, 2013 and decided by the Board from time to time to be payable to any of the Non-executive Director.
- Non-Executive Directors are entitled to be paid all traveling and other expenses they incur for attending to the

Company's affairs, including attending and returning from General Meetings of the Company or Meetings of the Board of Directors or Committee of Directors.

Any increase in the maximum aggregate remuneration payable beyond permissible limit under the Companies Act, 2013 shall be subject to the approval of the Shareholders' at the Annual General Meeting by special resolution and/or of the Central Government, as may be applicable.

c. Structure of Remuneration for Other Employees

The power to decide structure of remuneration for other employees has been delegated to HR Department of the Company.

III. Evaluation

a. Criteria for evaluating Non-executive Board members:

Section 149 of the Companies Act, 2013 read with Schedule IV of the said Act states that the Independent Directors shall at its separate meeting review performance of non-independent directors and the Board as a whole and the performance evaluation of Independent Directors shall be done by the entire Board of Directors excluding the Director being evaluated.

b. Criteria for evaluating performance of Key Managerial Personnel and Senior Management Personnel

Criteria for evaluating performance of KMP and Senior Management Personnel shall be as per the HR Guideline on Performance Management System and Development Plan of the Company.

c. Criteria for evaluating performance of Other Employees

The power to decide criteria for evaluating performance of Other Employees has been delegated to HR Department of the Company.

Annexure B

Form AOC - 1

(Pursuant to first proviso to sub-section (3) of Section 129 read with Rule 5 of Companies (Accounts) Rules, 2014)

Statement containing salient features of the financial statement of subsidiaries / associate companies / joint venture

Part A – Subsidiaries

	Name of Subsidiary						
	Inox Wind Infrastructure Services Limited	Waft Energy Private Limited	Marut-Shakti Energy India Limited	Satviki Energy Private Limited	Sarayu Wind Power (Tallimadugula) Private Limited	Vinirmaa Energy Generation Private Limited	Sarayu Wind Power (Kondapuram) Private Limited
	1	2	3	4	5	6	7
Date on which the subsidiary was acquired	11/05/2012	10/04/2018	13/09/2013	19/11/2015	09/12/2015	23/01/2016	25/03/2016
Reporting period, if different from the holding Company*							
Reporting currency and exchange rate as on the last date of the relevant financial year in case of foreign subsidiaries	Not Applicable	Not Applicable	Not Applicable	Not Applicable	Not Applicable	Not Applicable	Not Applicable
Share Capital	573,894,500	100,000	6,110,700	8,350,000	100,000	500,000	100,000
Reserves and Surplus	(202,521,598)	(55,638)	(171,718,364)	(718,835)	(10,844,973)	(11,850,954)	(4,446,653)
Total Assets	18,614,764,727	557,409	388,333,565	8,519,002	29,534,215	16,545,659	11,104,661
Total Liabilities (excluding Share Capital and Reserves and Surplus)	18,243,391,825	513,047	553,941,229	887,837	40,279,188	27,896,611	15,451,314
Investments	812,542,522	0	0	1,027,231	19,644,525	123,180	0
Turnover	2,152,074,987	0	42,443,064	0	0	0	0
Profit/(Loss) before taxation	(889,807,599)	(55,638)	(28,610,104)	142,462	(2,681,170)	(2,188,444)	(1,583,177)
Provision for taxation	(317,913,000)	0	0	0	0	0	0
Profit/(Loss) after taxation	(571,894,599)	(55,638)	(28,610,104)	142,462	(2,681,170)	(2,188,444)	(1,583,177)
Proposed Dividend	0	0	0	0	0	0	0
% of Shareholding	10000 by Inox Wind Limited	10000 by Inox Wind Limited	10000 by Inox Wind Infrastructure Services Limited	10000 by Inox Wind Infrastructure Services Limited	10000 by Inox Wind Infrastructure Services Limited	10000 by Inox Wind Infrastructure Services Limited	10000 by Inox Wind Infrastructure Services Limited

[illegible]

[illegible]

Name of Subsidiary	Flutter Wind Energy Private Limited	Flurry Wind Energy Private Limited	Sri Pavan Energy Private Limited
	26	27	28
Date on which the subsidiary was acquired	18/01/2018	18/01/2018	09/04/2018
Reporting period, if different from the holding Company*			
Reporting currency and exchange rate as on the last date of the relevant financial year in case of foreign subsidiaries	Not Applicable	Not Applicable	Not Applicable
Share Capital	100,000	100,000	1,000,000
Reserves and Surplus	(1,886,521)	(1,433,827)	(8,859,693)
Total Assets	8,586,369	9,025,571	337,195,890
Total Liabilities (excluding Share Capital and Reserves and Surplus)	10,372,890	10,359,398	345,055,583
Investments	503,988	505,195	0
Turnover	0	0	0
Profit/(Loss) before taxation	(1,844,040)	(1,391,346)	(8,859,693)
Provision for taxation	0	0	0
Profit/(Loss) after taxation	(1,844,040)	(1,391,346)	8,859,693
Proposed Dividend	0	0	0
% of Shareholding	100.00 by Inox Wind Infrastructure Services Limited	100.00 by Inox Wind Infrastructure Services Limited	51.00 by Inox Wind infrastructure Services Limited

* The reporting period of all the subsidiaries is 31st March, 2019

Name of subsidiaries which are yet to commence operations: Nil

Name of subsidiaries which have been liquidated or sold during the year: Nil

Part B – Associates and Joint Ventures

Statement related to Associate Companies and Joint Ventures: Nil

Sr. No.	Particulars	Name
1	Latest Audited Balance Sheet date	Not Applicable
2	Date on which the Associate or Joint Venture was associated or acquired	
3	Shares of Associates/Joint Ventures held by the Company on the year end Number	
	Amount of investment in Associates/ Joint Venture	
	Extent of holding %	
4	Description of how there is significant influence	
5	Reason why the associate/joint venture is not consolidated	
6	Net worth attributable to Shareholding as per latest balance sheet	
7	Profit/Loss for the year	
i.	Considered in consolidation	
ii.	Not considered in consolidation	

Name of associates or joint ventures which are yet to commence operations: Nil

Name of associates or joint ventures which have been liquidated or sold during the year: Nil

For and on behalf of the Board of Directors

Kailash Lal Tarachandani

Whole-time Director & CEO
DIN: 06388564

Devansh Jain.

Whole-time Director
DIN: 01819331

Narayan Lodha

Chief Financial Officer

Deepak Banga

Company Secretary

Place: Noida

Date: 9th August, 2019

Annexure C

Form No. MR-3

SECRETARIAL AUDIT REPORT

For The Financial Year Ended 31st March, 2019

[Pursuant to Section 204(1) of the Companies Act, 2013 and Rule No. 9 of the Companies (Appointment and Remuneration Personnel) Rules, 2014]

To,

The Members,

Inox Wind Limited

Plot No. 1, Khasra Nos. 264 to 267, Industrial Area,
Village Basal, Una, HP -174303

We have conducted the Secretarial Audit of the compliance of applicable statutory provisions and the adherence to good corporate practices by “**Inox Wind Limited**” (hereinafter called the company). Secretarial Audit was conducted in a manner that provided us a reasonable basis for evaluating the corporate conducts/ statutory compliances and expressing our opinion thereon.

Based on our verification of the “Inox Wind Limited” books, papers, minute books, forms and returns filed and other records maintained by the Company and also the information provided by the Company, its officers, agents and authorized representatives during the conduct of Secretarial Audit. We hereby report that in our opinion, the Company has, during the audit period covering the financial year ended on 31st March, 2019 complied with the statutory provisions listed hereunder and also that the Company has proper Board-processes and compliance-mechanism in place to the extent, in the manner and subject to the reporting made hereinafter:

We have examined the books, papers, minute books, forms and returns filed and other records maintained by Inox Wind Limited (“the Company”) for the financial year ended on 31st March, 2019 according to the provisions of:

(i) The Companies Act, 2013 (the Act) and the rules made thereunder;

(ii) The following Regulations and Guidelines prescribed under the Securities and Exchange Board of India Act, 1992 (‘SEBI Act’): -

- a. The Securities and Exchange Board of India (Listing Obligations and Disclosure Requirements) Regulations, 2015, [herein after referred to as SEBI (LODR), 2015].
- b. The Securities and Exchange Board of India (Substantial Acquisition of Shares and Takeovers) Regulations, 2011;
- c. The Securities and Exchange Board of India (Prohibition of Insider Trading) Regulations, 2015;
- d. The Securities and Exchange Board of India (Issue of Capital and Disclosure Requirements) Regulations, 2009

We have also examined compliance with the applicable clauses of the following:

- (i) Secretarial Standards issued by the Institute of Company Secretaries of India
- (ii) The Listing Agreements entered into by the Company with the Bombay Stock Exchange and National Stock Exchange

During the period under review the Company has complied with the provisions of the Act, Rules, Regulations, Guidelines, Standards, etc. mentioned above.

We further report that

The Board of Directors of the Company is duly constituted with proper balance of Executive Directors and Non-Executive Directors. The changes in the composition of the Board of Directors that took place during the period under review were carried out in compliance with the provisions of the Act.

Adequate notice to all directors to schedule the Board Meetings, agenda and detailed notes on agenda were

sent at least seven days in advance, and a system exists for seeking and obtaining further information and clarifications on the agenda items before the meeting and for meaningful participation at the meeting.

Majority decision is carried through while the dissenting members' views are captured and recorded as part of the minutes.

We further report that there are adequate systems and processes in the company commensurate with the size and operations of the company to monitor and ensure compliance with applicable laws, rules, regulations and guidelines.

For J. K. Gupta & Associates

Jitesh Gupta

FCS No.: 3978

C P No.: 2448

PR No.: 2015/91

Place: Delhi

Date: 31 July 2019

This report is to be read with our letter of even date which is annexed as "Annexure A" and forms an integral part of this report.

Annexure to the Secretarial Audit Report

Annexure A

To,
The Members
Inox Wind Limited
Plot No. 1, Khasra Nos. 264 to 267 Industrial Area,
Village Basal, Una, HP -174303

Our report of even date is to be read along with this letter.

1. Maintenance of secretarial record is the responsibility of the management of the Company. Our responsibility is to express an opinion on these secretarial records based on our audit.
2. We have followed the audit practices and processes as were appropriate to obtain reasonable assurance about the correctness of the contents of the Secretarial records. The verification was done on test basis to ensure that correct facts are reflected in secretarial records. We believe that the processes and practices, we followed provide a reasonable basis for our opinion.
3. We have relied on the Internal Auditors Report for the period under review; hence we have verified the correctness and appropriateness of Statutory Compliances of the Company on sample basis. The Observations, if any, mentioned in their Audit report also forming part of this report.
4. We have relied on the Statutory Auditors' Report for the period under review; hence we have not verified the correctness and appropriateness of financial records and Books of Accounts of the Company. The Observations, if any, mentioned in their Audit report also forming part of this report.
5. Wherever required, we have obtained the Management representation about the compliance of laws, rules and regulations and happening of events etc.
6. The compliance of the provisions of Corporate and other applicable laws, rules, regulations, standards are the responsibility of management. Our examination was limited to the verification of procedures on test basis.
7. The Secretarial Audit report is neither an assurance as to the future viability of the company nor of the efficacy or effectiveness with which the management has conducted the affairs of the company.

For J. K. Gupta & Associates

Place: Delhi
Date: 31 July 2019

Jitesh Gupta
FCS No.: 3978
C P No.: 2448
PR No.: 2015/91

Annexure D

Form No. MGT - 9

Extract of Annual Return as on the Financial Year ended on 31st March, 2019

[Pursuant to Section 92(3) of the Companies Act, 2013 and rule 12 (1) of the Companies (Management and Administration) Rules, 2014]

I. REGISTRATION AND OTHER DETAILS

i.	Corporate Identification Number	L31901HP2009PLC031083
ii.	Registration Date	9 th April, 2009
iii.	Name of the Company	Inox Wind Limited
iv.	Category/Sub-Category of the Company	Company Limited by Shares / Indian Non-Government Company
v.	Address of the Registered Office and Contact Details	Registered Office: Plot No. 1, Khasra Nos. 264 to 267, Industrial Area, Village Basal-174303, District Una, Himachal Pradesh Tel: +91 1975 272001 Fax: +91 1975 272001
vi.	Whether listed company yes or no	Yes
vii.	Name, Address and Contact Details of Registrar and Share Transfer Agents, if any	Link Intime India Private Limited Noble Heights, 1 st Floor, Plot NH 2, C-1 Block LSC, Near Savitri Market, Janakpuri, New Delhi - 110058 Tel. : +91 11 49411000 Fax: +91 11 4141 0591 Email : rnt.helpdesk@linkintime.co.in Website: www.linkintime.co.in

II. PRINCIPAL BUSINESS ACTIVITIES OF THE COMPANY

All the business activities contributing 10% or more of the total turnover of the company shall be stated:

Sr. No.	Name and Description of main products/services	NIC Code of the Product / Service	% to total turnover of the company
1	Manufacturing of Wind Turbine Generators and its Components	2710	93.51

III. PARTICULARS OF HOLDING, SUBSIDIARY AND ASSOCIATE COMPANIES

Sr. No.	CIN/GLN	Holding/Subsidiary/ Associate	% of shares held	Applicable Section
1.	L24110GJ1987PLC009362 GFL Limited (Earlier known as Gujarat Fluorochemicals Limited) Survey No. 16/3, 26 and 27 Ranjitnagar - 389380 Taluka Ghoghamba, District Panchmahal, Gujarat	Holding	56.98	2 (46)
2.	U65910MH1995PLC085703 Inox Leasing and Finance Limited, 69, Jolly Maker Chambers II, Nariman Point, Mumbai - 400021, Maharashtra	Holding	NIL	2 (46)
3.	U45207GJ2012PLC070279 Inox Wind Infrastructure Services Limited Plot No. 1837 and 1834, At Moje Jetalpur, ABS Towers, Second Floor, Old Padra Road, Vadodara - 390 007, Gujarat	Subsidiary	100.00	2 (87)
4.	U40200GJ2018PTC101752 Waft Energy Private Limited 301, ABS Towers, Old Padra Road, Vadodara-390007, Gujarat	Subsidiary	100.00	2 (87)
5.	U04010GJ2000PLC083233 Marut-Shakti Energy India Limited Plot No. 1837 and 1834, Moje Jetalpur, ABS Towers, Second Floor, Old Padra Road, Vadodara-390 007, Gujarat	Step-down Subsidiary	100.00 held by Inox Wind Infrastructure Services Limited	2 (87)
6.	U40100AP2013PTC089795 Satviki Energy Private Limited Flat No.303, Meenakshi Avenue, Plot No. 120, 121, 122 & 123, Cyber Village, Bikshapathi Nagar, Kondapur, Hyderabad, Ranareddi, Telangana - 500 084	Step-down Subsidiary	100.00 held by Inox Wind Infrastructure Services Limited	2 (87)
7.	U40108TG2012PTC078732 Sarayu Wind Power (Tallimadugula) Private Limited Flat No.303, Meenakshi Avenue, Plot No. 120, 121, 122 & 123, Cyber Village, Bikshapathi Nagar, Kondapur, Hyderabad, Ranareddi, Telangana - 500 084	Step-down Subsidiary	100.00 held by Inox Wind Infrastructure Services Limited	2 (87)
8.	U40109TG2007PTC056146 Vinirraa Energy Generation Private Limited Flat No.303, Meenakshi Avenue, Plot No. 120, 121, 122 & 123, Cyber Village, Bikshapathi Nagar, Kondapur, Hyderabad, Ranareddi, Telangana - 500 084	Step-down Subsidiary	100.00 held by Inox Wind Infrastructure Services Limited	2 (87)

Sr. No.	CIN/GLN	Holding/Subsidiary/ Associate	% of shares held	Applicable Section
9.	U40108TG2012PTC078981 Sarayu Wind Power (Kondapuram) Private Limited Flat No.303, Meenakshi Avenue, Plot No. 120, 121, 122 & 123, Cyber Village, Bikshapathi Nagar, Kondapur, Hyderabad, Ranareddi, Telangana – 500 084	Step-down Subsidiary	100.00 held by Inox Wind Infrastructure Services Limited	2 (87)
10.	U40100TG2005PLC047851 RBRK Investments Limited Flat No.303, Meenakshi Avenue, Plot No. 120, 121, 122 & 123, Cyber Village, Bikshapathi Nagar, Kondapur, Hyderabad, Ranareddi, Telangana – 500 084	Step-down Subsidiary	100.00 held by Inox Wind Infrastructure Services Limited	2 (87)
11.	U40106GJ2017PTC097088 Wind One Renergy Private Limited Survey No. 1837 & 1834, At Moje Jetalpur, ABS Towers, 2 nd Floor, Old Padra Road, Vadodara -390007, Gujarat	Step-down Subsidiary	100.00 held by Inox Wind Infrastructure Services Limited	2 (87)
12.	U40300GJ2017PTC096960 Wind Two Renergy Private Limited Survey No. 1837 & 1834, At Moje Jetalpur, ABS Towers, 2 nd Floor, Old Padra Road, Vadodara -390007, Gujarat	Step-down Subsidiary	100.00 held by Inox Wind Infrastructure Services Limited	2 (87)
13.	U40200GJ2017PTC096956 Wind Three Renergy Private Limited Survey No. 1837 & 1834, At Moje Jetalpur, ABS Towers, 2 nd Floor, Old Padra Road, Vadodara -390007, Gujarat	Step-down Subsidiary	100.00 held by Inox Wind Infrastructure Services Limited	2 (87)
14.	U40300GJ2017PTC097003 Wind Four Renergy Private Limited Survey No. 1837 & 1834, At Moje Jetalpur, ABS Towers, 2 nd Floor, Old Padra Road, Vadodara -390007, Gujarat	Step-down Subsidiary	100.00 held by Inox Wind Infrastructure Services Limited	2 (87)
15.	U40100GJ2017PTC096973 Wind Five Renergy Private Limited Survey No. 1837 & 1834, At Moje Jetalpur, ABS Towers, 2 nd Floor, Old Padra Road, Vadodara -390007, Gujarat	Step-down Subsidiary	100.00 held by Inox Wind Infrastructure Services Limited	2 (87)
16.	U40300GJ2017PTC097128 Suswind Power Private Limited 301, ABS Towers, Old Padra Road, Vadodara-390007, Gujarat	Step-down Subsidiary	100.00 held by Inox Wind Infrastructure Services Limited	2 (87)
17.	U40100GJ2017PTC097130 Vasuprada Renewables Private Limited 301, ABS Towers, Old Padra Road, Vadodara-390007, Gujarat	Step-down Subsidiary	100.00 held by Inox Wind Infrastructure Services Limited	2 (87)
18.	U40300GJ2017PTC097140 Ripudaman Urja Private Limited 301, ABS Towers, Old Padra Road, Vadodara-390007, Gujarat	Step-down Subsidiary	100.00 held by Inox Wind Infrastructure Services Limited	2 (87)

Sr. No.	CIN/GLN	Holding/Subsidiary/ Associate	% of shares held	Applicable Section
19.	U40106GJ2017PTC098230 Vibhav Energy Private Limited 301, ABS Towers, Old Padra Road, Vadodara-390007, Gujarat	Step-down Subsidiary	100.00 held by Inox Wind Infrastructure Services Limited	2 (87)
20.	U40300GJ2017PTC099818 Haroda Wind Energy Private Limited 301, ABS Towers, Old Padra Road, Vadodara-390007, Gujarat	Step-down Subsidiary	100.00 held by Inox Wind Infrastructure Services Limited	2 (87)
21.	U40300GJ2017PTC099831 Khatiyu Wind Energy Private Limited 301, ABS Towers, Old Padra Road, Vadodara-390007, Gujarat	Step-down Subsidiary	100.00 held by Inox Wind Infrastructure Services Limited	2 (87)
22.	U40300GJ2017PTC099851 Vigodi Wind Energy Private Limited 301, ABS Towers, Old Padra Road, Vadodara-390007, Gujarat	Step-down Subsidiary	100.00 held by Inox Wind Infrastructure Services Limited	2 (87)
23.	U40300GJ2017PTC099854 Ravapar Wind Energy Private Limited 301, ABS Towers, Old Padra Road, Vadodara-390007, Gujarat	Step-down Subsidiary	100.00 held by Inox Wind Infrastructure Services Limited	2 (87)
24.	U40300GJ2017PTC099852 Nani Virani Wind Energy Private Limited 301, ABS Towers, Old Padra Road, Vadodara-390007, Gujarat	Step-down Subsidiary	100.00 held by Inox Wind Infrastructure Services Limited	2 (87)
25.	U40300GJ2018PTC100585 Aliento Wind Energy Private Limited 301, ABS Towers, Old Padra Road, Vadodara-390007, Gujarat	Step-down Subsidiary	100.00 held by Inox Wind Infrastructure Services Limited	2 (87)
26.	U40106GJ2018PTC100590 Tempest Wind Energy Private Limited 301, ABS Towers, Old Padra Road, Vadodara-390007, Gujarat	Step-down Subsidiary	100.00 held by Inox Wind Infrastructure Services Limited	2 (87)
27.	U40106GJ2018PTC100591 Vuelta Wind Energy Private Limited 301, ABS Towers, Old Padra Road, Vadodara-390007, Gujarat	Step-down Subsidiary	100.00 held by Inox Wind Infrastructure Services Limited	2 (87)
28.	U40300GJ2018PTC100609 Flutter Wind Energy Private Limited 301, ABS Towers, Old Padra Road, Vadodara-390007, Gujarat	Step-down Subsidiary	100.00 held by Inox Wind Infrastructure Services Limited	2 (87)
29.	U40200GJ2018PTC100607 Flurry Wind Energy Private Limited 301, ABS Towers, Old Padra Road, Vadodara-390007, Gujarat	Step-down Subsidiary	100.00 held by Inox Wind Infrastructure Services Limited	2 (87)
30.	U40300GJ2018PTC101713 Sri Pavan Energy Private Limited 301, ABS Towers, Old Padra Road, Vadodara-390007, Gujarat	Step-down Subsidiary	51.00 held by Inox Wind Infrastructure Services Limited	2 (87)

IV. SHAREHOLDING PATTERN (Equity Share Capital Break up as a percentage of total equity)

i. Category-wise Share Holding

Sr. No.	Category of Shareholders	No. of shares held at the beginning of the year (1 st April, 2018)				No. of shares held at the end of the year (31 st March, 2019)				% Change during the year
		Demat	Physical	Total	% of Total Shares	Demat	Physical	Total	% of Total Shares	
(A)	Shareholding of Promoter and Promoter Group									
[1]	Indian									
(a)	Individuals / Hindu Undivided Family	0	0	0	0.0000	0	0	0	0.0000	0.0000
(b)	Central Government / State Government(s)	0	0	0	0.0000	0	0	0	0.0000	0.0000
(c)	Financial Institutions / Banks	0	0	0	0.0000	0	0	0	0.0000	0.0000
(d)	Any Other (Specify)									
	Bodies Corporate	166,438,669	0	166,438,669	75.0000	166,438,669	0	166,438,669	75.0000	0.0000
	Sub Total (A)(1)	166,438,669	0	166,438,669	75.0000	166,438,669	0	166,438,669	75.0000	0.0000
[2]	Foreign									
(a)	Individuals (Non-Resident Individuals / Foreign Individuals)	0	0	0	0.0000	0	0	0	0.0000	0.0000
(b)	Government	0	0	0	0.0000	0	0	0	0.0000	0.0000
(c)	Institutions	0	0	0	0.0000	0	0	0	0.0000	0.0000
(d)	Foreign Portfolio Investor	0	0	0	0.0000	0	0	0	0.0000	0.0000
(e)	Any Other (Specify)									
	Sub Total (A)(2)	0	0	0	0.0000	0	0	0	0.0000	0.0000
	Total Shareholding of Promoter and Promoter Group(A)=(A)(1)+(A)(2)	166,438,669	0	166,438,669	75.0000	166,438,669	0	166,438,669	75.0000	0.0000
(B)	Public Shareholding									
[1]	Institutions									
(a)	Mutual Funds / UTI	624,420	0	624,420	0.2814	624,454	0	624,454	0.2814	0.0000
(b)	Venture Capital Funds	0	0	0	0.0000	0	0	0	0.0000	0.0000
(c)	Alternate Investment Funds	0	0	0	0.0000	991,998	0	991,998	0.4470	0.4470
(d)	Foreign Venture Capital Investors	0	0	0	0.0000	0	0	0	0.0000	0.0000
(e)	Foreign Portfolio Investor	16,155,124	0	16,155,124	7.2798	15,366,418	0	15,366,418	6.9244	(0.3554)
(f)	Financial Institutions / Banks	127,832	0	127,832	0.0576	77,125	0	77,125	0.0348	(0.0228)
(g)	Insurance Companies	0	0	0	0.0000	0	0	0	0.0000	0.0000
(h)	Provident Funds/ Pension Funds	0	0	0	0.0000	0	0	0	0.0000	0.0000
(i)	Any Other (Specify)									
	Sub Total (B)(1)	16,907,376	0	16,907,376	7.6187	17,059,995	0	17,059,995	7.6875	0.0688
[2]	Central Government/ State Government(s)/ President of India									
	Sub Total (B)(2)	0	0	0	0.0000	0	0	0	0.0000	0.0000
[3]	Non-Institutions									
(a)	Individuals									
(i)	Individual shareholders holding nominal share capital upto ₹ 1 Lakhs.	9,283,763	1	9,283,764	4.1834	9,129,430	1	9,129,431	4.1139	(0.0695)

Sr. No.	Category of Shareholders	No. of shares held at the beginning of the year (1 st April, 2018)				No. of shares held at the end of the year (31 st March, 2019)				% Change during the year
		Demat	Physical	Total	% of Total Shares	Demat	Physical	Total	% of Total Shares	
(ii)	Individual shareholders holding nominal share capital in excess of ₹ 1 Lakhs	10,811,532	0	10,811,532	4.8719	10,254,012	0	10,254,012	4.6206	(0.2513)
(b)	NBFCs registered with RBI	0	0	0	0.0000	510,863	0	510,863	0.2302	0.2302
(d)	Overseas Depositories(holding DRs) (balancing figure)	0	0	0	0.0000	0	0	0	0.0000	0.0000
(e)	Any Other (Specify)									
	Trusts	5,100	0	5,100	0.0023	7,200	0	7,200	0.0032	0.0009
	Foreign Nationals	431	0	431	0.0002	430	0	430	0.0002	0.0000
	Hindu Undivided Family	709,881	0	709,881	0.3199	4,194,707	0	4,194,707	1.8902	1.5703
	Non Resident Indians (Non Repat)	378,436	0	378,436	0.1705	438,595	0	438,595	0.1976	0.0271
	Non Resident Indians (Repat)	523,958	0	523,958	0.2361	486,680	0	486,680	0.2193	(0.0168)
	Clearing Member	4,069,100	0	4,069,100	1.8336	661,302	0	661,302	0.2980	(1.5356)
	Bodies Corporate	12,789,979	0	12,789,979	5.7634	12,736,342	0	12,736,342	5.7392	(0.0242)
	Sub Total (B)(3)	38,572,180	1	38,572,181	17.3813	38,419,561	1	38,419,562	17.3125	(0.0688)
	Total Public	55,479,556	1	55,479,557	25.0000	55,479,556	1	55,479,557	25.0000	0.0000
	Shareholding(B)=(B)(1)+(B)(2)+(B)(3)									
	Total (A)+(B)	221,918,225	1	221,918,226	100.0000	221,918,225	1	221,918,226	100.0000	0.0000
(C)	Non Promoter - Non Public									
[1]	Custodian/DR Holder	0	0	0	0.0000	0	0	0	0.0000	0.0000
[2]	Employee Benefit Trust (under SEBI (Share based Employee Benefit) Regulations, 2014)	0	0	0	0.0000	0	0	0	0.0000	0.0000
	Total (A)+(B)+(C)	221,918,225	1	221,918,226	100.0000	221,918,225	1	221,918,226	100.0000	0.0000

(ii) Shareholding of Promoters

Sr. No.	Shareholder's Name	Shareholding at the beginning of the year (01 st April, 2018)			Shareholding at the end of the year (31 st March, 2019)			% change in shareholding during the year
		No. of Shares Held	% of total Shares of the company	% of Shares Pledged /encumbered to total shares	No. of Shares Held	% of total Shares of the company	% of Shares Pledged/ encumbered to total shares	
1	GFL Limited (Earlier known as Gujarat Fluorochemicals Limited)	126,438,669	56.9753	0.0000	126,438,669	56.9753	0.0000	0.0000
2	Devansh Trademart LLP	10,000,000	4.5062	0.0000	10,000,000	4.5062	0.0000	0.0000
3	Inox Chemicals LLP	10,000,000	4.5062	0.0000	10,000,000	4.5062	0.0000	0.0000
4	Siddhapavan Trading LLP	10,000,000	4.5062	0.0000	10,000,000	4.5062	0.0000	0.0000
5	Siddho Mal Trading LLP	10,000,000	4.5062	0.0000	10,000,000	4.5062	0.0000	0.0000
	Total	166,438,669	75.0000	0.0000	166,438,669	75.0000	0.0000	0.0000

(iii) Change in Promoters' Shareholding (please specify, if there is no change)

Sr. No.	Name & type of transaction	Shareholding at the beginning of the year (1 st April, 2018)		Transactions during the year		Cumulative Shareholding at the end of the year (31 st March, 2019)	
		No. of shares held	% of total shares of the Company	Date of transaction	No. of shares	No. of shares held	% of total shares of the Company
1	GFL Limited (Earlier known as Gujarat Fluorochemicals Limited)	126,438,669	56.9753	-	-	126,438,669	56.9753
	At the end of the year					126,438,669	56.9753
2	Inox Chemicals LLP	10,000,000	4.5062	-	-	10,000,000	4.5062
	At the end of the year					10,000,000	4.5062
3	Devansh Trademart LLP	10,000,000	4.5062	-	-	10,000,000	4.5062
	At the end of the year					10,000,000	4.5062
4	Siddhapavan Trading LLP	10,000,000	4.5062	-	-	10,000,000	4.5062
	At the end of the year					10,000,000	4.5062
5	Siddho Mal Trading LLP	10,000,000	4.5062	-	-	10,000,000	4.5062
	At the end of the year					10,000,000	4.5062

(iv) Shareholding Pattern of top ten Shareholders (other than Directors, Promoters and Holders of GDRs and ADRs):

Sr. No.	Name & type of transaction	Shareholding at the beginning of the year (1 st April, 2018)		Transactions during the year		Cumulative Shareholding at the end of the year (31 st March, 2019)	
		No. of shares held	% of total shares of the Company	Date of transaction	No. of shares	No. of shares held	% of total shares of the Company
1	NOMURA SINGAPORE LIMITED	5,200,000	2.3432			5,200,000	2.3432
	Transfer			07 Dec 2018	(4,750,000)	450,000	0.2028
	Transfer			15 Mar 2019	1,950,935	2,400,935	1.0819
	Transfer			22 Mar 2019	4,947,135	7,348,070	3.3112
	Transfer			29 Mar 2019	3,200,000	10,548,070	4.7531
	AT THE END OF THE YEAR					10,548,070	4.7531
2	AADI FINANCIAL ADVISORS LLP	3,111,110	1.4019			3,111,110	1.4019
	AT THE END OF THE YEAR					3,111,110	1.4019
3	ELARA INDIA OPPORTUNITIES FUND LIMITED	2,250,000	1.0139			2,250,000	1.0139
	Transfer			22 Jun 2018	(50,000)	2,200,000	0.9914
	AT THE END OF THE YEAR					2,200,000	0.9914

Sr. No.	Name & type of transaction	Shareholding at the beginning of the year (1 st April, 2018)		Transactions during the year		Cumulative Shareholding at the end of the year (31 st March, 2019)	
		No. of shares held	% of total shares of the Company	Date of transaction	No. of shares	No. of shares held	% of total shares of the Company
4	MANGAL BHANSHALI	0	0.0000			0	0.0000
	Transfer			22 Mar 2019	1,120,000	1,120,000	0.5047
	Transfer			29 Mar 2019	1,000,000	2,120,000	0.9553
	AT THE END OF THE YEAR					2,120,000	0.9553
5	SECURITIES HOLDINGS INDIA PRIVATE LIMITED	0	0.0000			0	0.0000
	Transfer			24 Aug 2018	750,000	750,000	0.3380
	Transfer			28 Dec 2018	750,000	1,500,000	0.6759
	AT THE END OF THE YEAR					1,500,000	0.6759
6	PAYAL BHANSHALI	0	0.0000			0	0.0000
	Transfer			29 Mar 2019	1,431,801	1,431,801	0.6452
	AT THE END OF THE YEAR					1,431,801	0.6452
7	MEENU BHANSHALI	1,615,033	0.7278			1,615,033	0.7278
	Transfer			06 Apr 2018	24,850	1,639,883	0.7390
	Transfer			22 Mar 2019	(300,000)	1,339,883	0.6038
	AT THE END OF THE YEAR					1,339,883	0.6038
8	MANEK BHANSHALI	0	0.0000			0	0.0000
	Transfer			29 Mar 2019	1,291,154	1,291,154	0.5818
	AT THE END OF THE YEAR					1,291,154	0.5818
9	JANHAVI NILEKANI	84,000	0.0379			84,000	0.0379
	Transfer			01 Mar 2019	83,530	167,530	0.0755
	Transfer			08 Mar 2019	7,100	174,630	0.0787
	Transfer			15 Mar 2019	300,000	474,630	0.2139
	Transfer			22 Mar 2019	800,000	1,274,630	0.5744
	AT THE END OF THE YEAR					1,274,630	0.5744
10	INDIA OPPORTUNITIES GROWTH FUND LTD - PINWOOD STRATEGY	1,107,071	0.4989			1,107,071	0.4989
	Transfer			13 Apr 2018	25,616	1,132,687	0.5104
	Transfer			10 Aug 2018	50,648	1,183,335	0.5332
	AT THE END OF THE YEAR					1,183,335	0.5332
11	MANGAL BHANSHALI	1,815,033	0.8179			1,815,033	0.8179
	Transfer			29 Mar 2019	(1,000,000)	815,033	0.3673
	AT THE END OF THE YEAR					815,033	0.3673

Sr. No.	Name & type of transaction	Shareholding at the beginning of the year (1 st April, 2018)		Transactions during the year		Cumulative Shareholding at the end of the year (31 st March, 2019)	
		No. of shares held	% of total shares of the Company	Date of transaction	No. of shares	No. of shares held	% of total shares of the Company
12	VARANIUM INDIA OPPORTUNITY LTD	6,021,000	2.7132			6,021,000	2.7132
	Transfer			13 Apr 2018	45,000	6,066,000	2.7334
	Transfer			20 Apr 2018	47,927	6,113,927	2.7550
	Transfer			18 May 2018	7,073	6,121,000	2.7582
	Transfer			30 Jun 2018	10,000	6,131,000	2.7627
	Transfer			31 Aug 2018	(10,000)	6,121,000	2.7582
	Transfer			07 Sep 2018	(6,000)	6,115,000	2.7555
	Transfer			07 Dec 2018	4,750,000	10,865,000	4.8959
	Transfer			15 Mar 2019	(4,000,000)	6,865,000	3.0935
	Transfer			22 Mar 2019	(3,000,000)	3,865,000	1.7416
	Transfer			29 Mar 2019	(3,200,000)	665,000	0.2997
	AT THE END OF THE YEAR					665,000	0.2997
13	PACE STOCK BROKING SERVICES PVT LTD	1,859,095	0.8377			1,859,095	0.8377
	Transfer			06 Apr 2018	(74,366)	1,784,729	0.8042
	Transfer			13 Apr 2018	(126,496)	1,658,233	0.7472
	Transfer			20 Apr 2018	(38,646)	1,619,587	0.7298
	Transfer			27 Apr 2018	(34,483)	1,585,104	0.7143
	Transfer			04 May 2018	(250)	1,584,854	0.7142
	Transfer			11 May 2018	59	1,584,913	0.7142
	Transfer			18 May 2018	(109)	1,584,804	0.7141
	Transfer			25 May 2018	76	1,584,880	0.7142
	Transfer			01 Jun 2018	25	1,584,905	0.7142
	Transfer			15 Jun 2018	2,900	1,587,805	0.7155
	Transfer			22 Jun 2018	(750,000)	837,805	0.3775
	Transfer			27 Jul 2018	(3,000)	834,805	0.3762
	Transfer			03 Aug 2018	50	834,855	0.3762
	Transfer			10 Aug 2018	50	834,905	0.3762
	Transfer			24 Aug 2018	(750,100)	84,805	0.0382
	Transfer			12 Oct 2018	250	85,055	0.0383
	Transfer			26 Oct 2018	(250)	84,805	0.0382
	Transfer			21 Dec 2018	750,000	834,805	0.3762
	Transfer			28 Dec 2018	(749,981)	84,824	0.0382
	Transfer			04 Jan 2019	(18)	84,806	0.0382
	Transfer			11 Jan 2019	11	84,817	0.0382
	Transfer			18 Jan 2019	(11)	84,806	0.0382
	Transfer			25 Jan 2019	62	84,868	0.0382
	Transfer			01 Feb 2019	(62)	84,806	0.0382
	Transfer			08 Feb 2019	10	84,816	0.0382
	Transfer			15 Feb 2019	251	85,067	0.0383
	Transfer			22 Feb 2019	(261)	84,806	0.0382
	Transfer			01 Mar 2019	63	84,869	0.0382
	Transfer			08 Mar 2019	(63)	84,806	0.0382

Sr. No.	Name & type of transaction	Shareholding at the beginning of the year (1 st April, 2018)		Transactions during the year		Cumulative Shareholding at the end of the year (31 st March, 2019)	
		No. of shares held	% of total shares of the Company	Date of transaction	No. of shares	No. of shares held	% of total shares of the Company
	Transfer			15 Mar 2019	171	84,977	0.0383
	Transfer			22 Mar 2019	(71)	84,906	0.0383
	Transfer			29 Mar 2019	(2)	84,904	0.0383
	AT THE END OF THE YEAR					84,904	0.0383
14	NIRMAL BANG SECURITIES PVT LTD	2,445,348	1.1019			2,445,348	1.1019
	Transfer			06 Apr 2018	(2,388,034)	57,314	0.0258
	Transfer			13 Apr 2018	3,695	61,009	0.0275
	Transfer			20 Apr 2018	(5,466)	55,543	0.0250
	Transfer			27 Apr 2018	(17)	55,526	0.0250
	Transfer			04 May 2018	(578)	54,948	0.0248
	Transfer			11 May 2018	(392)	54,556	0.0246
	Transfer			18 May 2018	(2,924)	51,632	0.0233
	Transfer			25 May 2018	1,736	53,368	0.0240
	Transfer			01 Jun 2018	(1,273)	52,095	0.0235
	Transfer			08 Jun 2018	(44,258)	7,837	0.0035
	Transfer			15 Jun 2018	5,467	13,304	0.0060
	Transfer			22 Jun 2018	(1,311)	11,993	0.0054
	Transfer			30 Jun 2018	(2,628)	9,365	0.0042
	Transfer			06 Jul 2018	(2,241)	7,124	0.0032
	Transfer			13 Jul 2018	(1,044)	6,080	0.0027
	Transfer			20 Jul 2018	(246)	5,834	0.0026
	Transfer			27 Jul 2018	765	6,599	0.0030
	Transfer			03 Aug 2018	(384)	6,215	0.0028
	Transfer			10 Aug 2018	874	7,089	0.0032
	Transfer			17 Aug 2018	(445)	6,644	0.0030
	Transfer			24 Aug 2018	(235)	6,409	0.0029
	Transfer			31 Aug 2018	1,127	7,536	0.0034
	Transfer			07 Sep 2018	(978)	6,558	0.0030
	Transfer			14 Sep 2018	(438)	6,120	0.0028
	Transfer			21 Sep 2018	(712)	5,408	0.0024
	Transfer			29 Sep 2018	(140)	5,268	0.0024
	Transfer			05 Oct 2018	160	5,428	0.0024
	Transfer			12 Oct 2018	456	5,884	0.0027
	Transfer			19 Oct 2018	(521)	5,363	0.0024
	Transfer			26 Oct 2018	168	5,531	0.0025
	Transfer			02 Nov 2018	921	6,452	0.0029
	Transfer			09 Nov 2018	(641)	5,811	0.0026
	Transfer			16 Nov 2018	6,683	12,494	0.0056
	Transfer			23 Nov 2018	(838)	11,656	0.0053
	Transfer			30 Nov 2018	(5,048)	6,608	0.0030
	Transfer			07 Dec 2018	2,115	8,723	0.0039

Sr. No.	Name & type of transaction	Shareholding at the beginning of the year (1 st April, 2018)		Transactions during the year		Cumulative Shareholding at the end of the year (31 st March, 2019)	
		No. of shares held	% of total shares of the Company	Date of transaction	No. of shares	No. of shares held	% of total shares of the Company
	Transfer			14 Dec 2018	259	8,982	0.0040
	Transfer			21 Dec 2018	(851)	8,131	0.0037
	Transfer			28 Dec 2018	357	8,488	0.0038
	Transfer			31 Dec 2018	260	8,748	0.0039
	Transfer			04 Jan 2019	274	9,022	0.0041
	Transfer			11 Jan 2019	(1,048)	7,974	0.0036
	Transfer			18 Jan 2019	643	8,617	0.0039
	Transfer			25 Jan 2019	229	8,846	0.0040
	Transfer			01 Feb 2019	(389)	8,457	0.0038
	Transfer			08 Feb 2019	344	8,801	0.0040
	Transfer			15 Feb 2019	(757)	8,044	0.0036
	Transfer			22 Feb 2019	2,423	10,467	0.0047
	Transfer			01 Mar 2019	1,835	12,302	0.0055
	Transfer			08 Mar 2019	(555)	11,747	0.0053
	Transfer			15 Mar 2019	505,415	517,162	0.2330
	Transfer			22 Mar 2019	(503,781)	13,381	0.0060
	Transfer			29 Mar 2019	294	13,675	0.0062
	AT THE END OF THE YEAR					13,675	0.0062
15	BLUE DAIMOND PROPERTIES PVT LTD	1,615,032	0.7278			1,615,032	0.7278
	Transfer			15 Mar 2019	(876,732)	738,300	0.3327
	Transfer			22 Mar 2019	(738,300)	0	0.0000
	AT THE END OF THE YEAR					0	0.0000

(v) Shareholding of Directors and Key Managerial Personnel:

Sr. No.	For each of the Directors and KMP	Shareholding at the beginning of the year (1 st April, 2018)		Date	Increase or Decrease in Holding	Shareholding at the end of the year (31 st March, 2019)	
		No. of shares	% of total shares of the Company			No. of shares	% of total shares of the Company
Directors							
1	Shri Devansh Jain, Whole-time Director	0	0	Nil Movement	Nil Movement	0	0
2	Shri Deepak Asher, Non Independent Director (Resigned from Directorship w.e.f. 1 st April, 2019)	0	0	Nil Movement	Nil Movement	0	0

Sr. No.	For each of the Directors and KMP	Shareholding at the beginning of the year (1 st April, 2018)		Date	Increase or Decrease in Holding	Shareholding at the end of the year (31 st March, 2019)	
		No. of shares	% of total shares of the Company			No. of shares	% of total shares of the Company
3	Shri Siddharth Jain, Non Independent Director	0	0	Nil Movement	Nil Movement	0	0
4	Shri Rajeev Gupta, Whole-time Director (Resigned from Directorship w.e.f. 19 th May, 2018)	630	0.0003	Nil Movement	Nil Movement	630	0.0003
5	Shri Kailash Lal Tarachandani, Whole-time Director & Chief Executive Officer (CEO) (Appointed as Whole-time Director & CEO w.e.f. 19 th May, 2018)	2,230	0.001	Nil Movement	Nil Movement	2,230	0.001
6	Shri Shanti Prashad Jain, Independent Director	0	0	Nil Movement	Nil Movement	0	0
7	Shri Chandra Prakash Jain, Independent Director	0	0	Nil Movement	Nil Movement	0	0
8	Ms. Bindu Saxena, Independent Director	0	0	Nil Movement	Nil Movement	0	0
9	Shri V. Sankaranarayanan, Independent Director	0	0	Nil Movement	NIL Movement	0	0

Key Managerial Personnel

10	Shri Jitendra Mohananey, Chief Financial Officer (Resigned w.e.f. 9 th February, 2019)	5	0	Nil Movement	Nil Movement	5	0
11	Shri Narayan Lodha, Chief Financial Officer (Appointed w.e.f. 9 th February, 2019)	0	0	Nil Movement	Nil Movement	0	0
12	Shri Deepak Banga, Company Secretary	2	0	Nil Movement	Nil Movement	2	0

V. INDEBTEDNESS

Indebtedness of the Company including interest outstanding/accrued but not due for payment

(₹ in Lakhs)

Details of Indebtedness	Secured Loans excluding deposits	Unsecured Loans	Deposits	Total Indebtedness
Indebtedness at the beginning of the financial year				
i. Principal Amount	71,295.94	-	-	71,295.94
ii. Interest due but not paid	281.21	-	-	281.21
iii. Interest accrued but not due	1.96	-	-	1.96
Total (i+ii+iii)	71,579.11	-	-	71,579.11
Change in Indebtedness during the financial year				
• Addition	-	-	-	-
• Reduction	(6,591.08)	9,500.00	-	2,908.92
Net Change	(6,591.08)	9,500.00	-	2,908.92
Indebtedness at the end of the financial year				
i. Principal Amount	64,612.39	9,500.00	-	74,112.39
ii. Interest due but not paid	312.97	-	-	312.97
iii. Interest accrued but not due	62.67	-	-	62.67
Total (i+ii+iii)	64,988.03	9,500.00	-	74,488.03

VI. REMUNERATION OF DIRECTORS AND KEY MANAGERIAL PERSONNEL

A. Remuneration to Managing Director, Whole-time Directors and/or Manager

Sr. No.	Particulars of Remuneration	Name of MD/WT/ Manager			Total Amount (₹ in Lakhs)
		Shri Devansh Jain (Whole-time Director)	Shri Rajeev Gupta (Whole-time Director)	Shri Kailash Lal Tarachandani (Whole-time Director & CEO)	
1	Gross salary				
	(a) Salary as per provisions contained in section 17(1) of Income Tax Act, 1961	84.00	9.64	245.89	339.53
	(b) Value of perquisites u/s 17(2) of Income Tax Act, 1961	0.00	0.00	0.00	0.00
	(c) Profits in lieu of salary under section 17(3) of Income Tax Act, 1961	0.00	0.00	0.00	0.00
2	Stock Option	0.00	0.00	0.00	0.00
3	Sweat Equity	0.00	0.00	0.00	0.00
4	Commission				
	- as % of profit	0.00	0.00	0.00	0.00
	- others, specify...				
5	Others, please specify	8.64	0.35	0.16	9.15
	Contribution to Provident Fund				
	Total (A)	92.64	9.99	246.05*	348.68
	Ceiling as per the Act				#

* includes remuneration of ₹ 17.52 Lakhs paid to him as CEO of the Company for the period from 1st April, 2018 to 18th May, 2018 and amount of ₹ 100 Lakhs paid towards special incentive/ award.

not applicable as the Company has inadequate profits.

B. Remuneration to Other Directors

Sr. No.	Particulars of Remuneration	Name of Directors				Total Amount (₹ in Lakhs)
		Shri Shanti Prashad Jain	Shri Chandra Prakash Jain	Ms. Bindu Saxena	Shri V. Sankaranarayanan	
1	Independent Directors					
	Fee for attending Board/ Committee Meetings	1.60	1.80	2.20	0.80	6.40
	Commission	-	-	-	-	-
	Others	-	-	-	-	-
	Total (1)	1.60	1.80	2.20	0.80	6.40
2	Other Non-Executive Directors	Shri Deepak Asher		Shri Siddharth Jain		
	Fee for attending Board/ Committee Meetings	1.20		0.20		1.40
	Commission	-		-		-
	Others	-		-		-
	Total (2)	1.20		0.20		1.40
	Total of B = (1+2)					7.80
	Total Managerial Remuneration (A) +B)					356.48
	Overall Ceiling as per the Act					#

not applicable as the Company has inadequate profits.

C. Remuneration to Key Managerial Personnel (KMP) other than MD/ Manager/WTD

(₹ in Lakhs)

Sr. No.	Particulars of Remuneration	Key Managerial Personnel			Total
		Company Secretary (Shri Deepak Banga)	Chief Financial Officer (Shri Jitendra Mohanane) (from 01/04/2018 to 08/02/2019)	Chief Financial Officer (Shri Narayan Lodha) (from 09/02/2019 to 31/03/2019)	
1	Gross salary				
	(a) Salary as per provisions contained in section 17(1) of Income Tax Act, 1961	27.44	62.86	7.87	98.17
	(b) Value of perquisites u/s 17(2) of Income Tax Act, 1961	0.00	0.00	0.00	0.00
	(c) Profits in lieu of salary under section 17(3) of Income Tax Act, 1961	0.00	0.00	0.00	0.00
2	Stock Option	0.00	0.00	0.00	0.00
3	Sweat Equity	0.00	0.00	0.00	0.00
4	Commission				
	- as % of profit	0.00	0.00	0.00	0.00
5	Others, please specify	0.22	0.19	0.04	0.45
	Contribution to Provident Fund				
	Total	27.66	63.05	7.91	98.62

VII. PENALTIES / PUNISHMENTS / COMPOUNDING OF OFFENCES

Type	Section of the Companies Act	Brief Description	Details of Penalty / Punishment / Compounding fees imposed	Authority [RD / NCLT / Court]	Appeal made, if any (give details)
Company					
Penalty	-	Nil	Nil	Nil	Nil
Punishment	-	Nil	Nil	Nil	Nil
Compounding	-	Nil	Nil	Nil	Nil
	-				
Directors					
Penalty	-	Nil	Nil	Nil	Nil
Punishment	-	Nil	Nil	Nil	Nil
Compounding	-	Nil	Nil	Nil	Nil
	-				
Other Officers in default					
Penalty	-	Nil	Nil	Nil	Nil
Punishment	-	Nil	Nil	Nil	Nil
Compounding	-	Nil	Nil	Nil	Nil

Annexure E

Information as required under Section 134 (3) (m) of the Companies Act, 2013 read with Rule 8 of the Companies (Accounts) Rules, 2014

(A) CONSERVATION OF ENERGY

- (i) The steps taken or impact on conservation of energy: Nil
- (ii) The steps taken by the Company for utilising alternate sources of energy: Nil
- (iii) Capital Investment on energy conservation equipments: Nil

(B) TECHNOLOGY ABSORPTION

- Blade production plant team completed conversion of existing Saw and Drill machine from WT100 to WT113 successfully and WT113 production started on time. Conversion of existing machine saved time & cost of new machine purchase and supply i.e. Rupees Three Crores.
- Tower production plant team completed installation and commissioning of new blasting booth. Earlier for tower production copper slag blasting was running, which impacted surrounding area and nearby river, due to flyover copper slag dust. Now Tower production is running with Steel grits inside blasting booth enclosure, having fresh air circulation for workers and dust collector to collect any dust. This new technology is providing clean work area along with reclaiming of Blasting steel grits, thus providing saving on tower production cost.

(C) THE EXPENDITURE INCURRED ON RESEARCH AND DEVELOPMENT

Nil

(D) FOREIGN EXCHANGE EARNINGS AND OUTGO

Foreign exchange Earned	-	Nil
Foreign exchange Outgo	-	₹ 43,644.96 Lakhs

Annexure F

Information pursuant to Section 197 of the Companies Act, 2013 read with Rule 5 (1) of the Companies (Appointment and Remuneration of Managerial Personnel) Rules, 2014

- i. The percentage increase in remuneration of each Director, Chief Executive Officer, Chief Financial Officer and Company Secretary during the financial year 2018-19, ratio of the remuneration of each Director to the median remuneration of the employees of the Company for the financial year 2018-19:

Sr. No.	Name of Director / KMP for FY 2018-19	Remuneration of Director /KMP for FY 2018-19 (₹ in Lakhs)	% increase in remuneration in the Financial Year 2018-19	Ratio of Remuneration of each of Director to median remuneration of employees
1	Shri Devansh Jain, Whole-time Director	92.64	80%	1 : 74.3
2	Shri Rajeev Gupta, Whole-time Director (from 01/04/2018 to 18/05/2018)	9.99	-	1 : 33.77
3	Shri Kailash Lal Tarachandani, Whole-time Director & Chief Executive Officer	246.05 [#]	104%	1 : 217.5
4	Shri Siddharth Jain, Non-Independent Director	*	*	*
5	Shri Deepak Asher, Non-Independent Director	*	*	*
6	Shri V. Sankaranarayanan, Independent Director	*	*	*
7	Shri Shanti Prashad Jain, Independent Director	*	*	*
8	Shri Chandra Prakash Jain, Independent Director	*	*	*
9	Ms. Bindu Saxena, Independent Director	*	*	*
10	Shri Jitendra Mohanane, Chief Financial Officer (from 01/04/2018 to 08/02/2019)	63.05	-	N.A.
11	Shri Narayan Lodha, Chief Financial Officer (from 09/02/2019 to 31/03/2019)	7.91	-	N.A.
12	Shri Deepak Banga, Company Secretary	27.66	-	N.A.

[#] includes remuneration of ₹ 1752 Lakhs paid to him as CEO of the Company for the period from 1st April, 2018 to 18th May, 2018 and amount of ₹ 100 Lakhs paid towards special incentive/ award.

* Directors are only paid Sitting fees and no other remuneration.

- ii. The Percentage of increase in the median remuneration of employees in the Financial Year:

Percentage of increase in the median remuneration of employees is Nil

- iii. The Number of Permanent Employees on the rolls of the Company:

The number of permanent Employees on the rolls of the Company as on 31st March, 2019 was 1738

- iv. Average percentile increase already made in the salaries of employees other than the managerial personnel in the last Financial Year:

Average percentile of increase in salaries of employees is 4%

- v. Affirmation that the remuneration is as per the Remuneration Policy of the Company:

It is confirmed that the remuneration is as per the Remuneration Policy of the Company.

Note: In terms of Section 136 of the Companies Act, 2013, the Report and Accounts are being sent to the Members of the Company excluding information on employees' particulars as required under Rule 5 (2) and (3) of the Companies (Appointment of Managerial Personnel and Remuneration) Rules, 2014, as amended, which is available for inspection by the Members at the Registered Office of the Company during the business hours on working days of the Company up to the date of the ensuing Annual General Meeting. If any Member is interested in obtaining such information, he/ she may write to the Company Secretary at the Corporate Office of the Company.

Annexure G

Report on CSR Activities of the Company as per Companies (Corporate Social Responsibility Policy) Rules, 2014

Sr. No.	Particulars	Compliance
1.	A brief outline of Company's CSR Policy, including overview of projects or programs proposed to be undertaken and a reference to the web-link to the CSR Policy and project or programmes	CSR Policy adopted by the Company includes all the activities which are prescribed under Schedule VII of the Companies Act, 2013. The CSR Policy of the Company can be viewed on website of the Company at https://www.inoxwind.com/wp-content/uploads/2014/11/CSR-Policy-Inox-Wind-Limited.pdf
2.	The Composition of CSR Committee	Shri Devansh Jain, Whole-time Director, Chairman Shri Shanti Prashad Jain, Independent Director Shri Kailash Lal Tarachandani, Whole-time Director & CEO
3.	Average net profit of the Company for last three Financial Years	₹26,191.25 Lakhs
4.	Prescribed CSR Expenditure (2% of the amount as in item 3 above)	₹523.83 Lakhs
5.	Details of CSR spent during the Financial Year:	
	a. Total amount to be spent for the Financial Year	₹523.83 Lakhs
	b. Amount unspent as on 31/03/2019	₹396.58 Lakhs
	c. Manner in which the amount spent during Financial Year is detailed below :	The Company incurred CSR expenditure of ₹127.25 Lakhs by contributing to Inox Group CSR Trust. However, the Trust spent ₹102.25 Lakhs during the financial year 2018-19, the details of which are given below:

(1)	(2)	(3)	(4)	(5)	(6)	(7)	(8)
Sr. No.	CSR project or activity identified	Sector in which the project is covered – Schedule VII	Projects or programmes (1) Local area or (2) Specify the State and District where projects or programmes were undertaken	Amount outlay (budget project or programme wise) (₹ in Lakhs)	Amount spent on the projects or programs sub-heads (1) Direct expenditure on projects or programs (2) Overheads (₹ in Lakhs)	Cumulative expenditure upto the reporting period (₹ in Lakhs)	Amount spent Direct or through implementing agency
1	Promoting Education	(ii)	Monetary assistance for higher education of children (assistance to pursue post XII class education) at Rojmal - Gujarat and Sadla - Gujarat	2.25	2.25	2.25	Direct

(1)	(2)	(3)	(4)	(5)	(6)	(7)	(8)
Sr. No.	CSR project or activity identified	Sector in which the project is covered – Schedule VII	Projects or programmes (1) Local area or (2) Specify the State and District where projects or programmes were undertaken	Amount outlay (budget project or programme wise) (₹ in Lakhs)	Amount spent on the projects or programs sub-heads (1) Direct expenditure on projects or programs (2) Overheads (₹ in Lakhs)	Cumulative expenditure upto the reporting period (₹ in Lakhs)	Amount spent Direct or through implementing agency
2	Health Care	(i)	Monetary assistance to access health care facilities for girl child, women and elderly at Kolkata, West Bengal	100.00	100.00	102.25	Contribution to corpus funds of Inox Group CSR Trust
				102.25	102.25	102.25	
6.	In case the Company has failed to spend the two percent of the average net profit of last three financial years or any part thereof, the company shall provide reasons for not spending the amount in its Board Report.			The Wind Power industry witnessed a major disruption during financial year 2017-18 as it migrated from a feed-in-tariff regime to reverse auction based regime. As a result of this shift in policy, there was a virtual shutdown in the wind power sector for more than two years. This led to mismatch of cash flows in the Company as inventories increased due to drop in sales. The limited funds available were used to complete the pending projects and to meet the day to day expenditures and therefore the Company could not allocate/spend the required CSR expenditure.			
7.	A responsibility statement of the CSR committee that the implementation and monitoring of CSR Policy is in compliance with CSR objectives and Policy of the Company.			CSR policy implementation is in compliance with CSR objectives and policy of the Company.			

Place: Noida
Date: 9th August, 2019

Kailash Lal Tarachandani
Whole-time Director & CEO
DIN:06388564

Devansh Jain
Whole-time Director
DIN:01819331
Chairman, CSR Committee

Certificate from the Statutory Auditor regarding compliance of conditions of Corporate Governance

To,
The Members of
Inox Wind Limited

We have examined the compliance of conditions of Corporate Governance by Inox Wind Limited, for the Financial Year ended on 31st March, 2019, as stipulated in Clause E of Schedule V of the Securities and Exchange Board of India (Listing Obligations and Disclosure Requirements) Regulations, 2015 (Listing Regulations).

The compliance of conditions of Corporate Governance is the responsibility of the Management of the Company. Our examination was limited to the review of procedures and implementation thereof, as adopted by the Company for ensuring compliance with conditions of the Corporate Governance. It is neither an audit nor an expression of opinion on the financial statements of the Company.

In our opinion and to the best of our information and according to the explanations given to us, we certify that the Company has complied with the conditions of Corporate Governance as stipulated in the above mentioned Listing Regulations in all material respect except that the Chairman of the Audit Committee/Nomination and Remuneration Committee had not attended the last Annual General Meeting of the Company for the reasons mentioned in paragraph 3(B) and 4(C) of the Corporate Governance Report prepared by the Company.

We further state that such compliance is neither an assurance as to the future viability of the Company nor the efficiency or effectiveness with which the management has conducted the affairs of the Company.

For and on behalf of
Dewan P.N. Chopra & Co.

Chartered Accountants
Firm's Registration No. 000472N

Sandeep Dahiya

Partner

Place: Noida
Date: 9 August, 2019

Membership No. 505371
UDIN: 19505371AAAAFI6344

Corporate Governance Report

In compliance with Regulation 34 (3) of Securities and Exchange Board of India (Listing Obligations and Disclosure Requirements) Regulations, 2015 (hereinafter referred to as Listing Regulations), Inox Wind Limited ("the Company") is pleased to submit this Report on the matters listed in Para C of Schedule V of the Listing Regulations and the practices followed by the Company in this regard.

1. A BRIEF STATEMENT ON THE COMPANY'S PHILOSOPHY ON CODE OF GOVERNANCE

Corporate Governance is the system by which companies are directed and controlled by the Management in the best interest of the Shareholders and others; ensuring greater transparency and better and timely financial reporting. Corporate Governance therefore generates long term economic value for its Stakeholders.

Inox Wind Limited believes that the implementation of Corporate Governance principles generates public confidence in the corporate system. With this belief, the Company has initiated significant measures for compliance with Corporate Governance.

2. BOARD OF DIRECTORS

(A) COMPOSITION AND CATEGORY OF DIRECTORS

As at the end of the Financial Year 31st March, 2019, the Board of Directors consisted of 8 Directors of which 2 were Executive Directors and 6 were Non-Executive Directors, including one Woman Director.

Hence, the composition of the Board of Directors consisted of optimum combination of Executive and Non-Executive Directors. The Board of Directors consisted of 4 Independent Directors and 4 Non-Independent Directors during the Financial Year 2018-19. Thus, the composition of the Board, as on 31st March, 2019, is in conformity with the provisions of the Companies Act, 2013 and Regulation 17 of Listing Regulations in this respect.

(B) NUMBER OF MEETINGS OF THE BOARD OF DIRECTORS HELD, WITH THE DATES, ATTENDANCE OF EACH DIRECTOR AT THE MEETING OF THE BOARD OF DIRECTORS AND THE LAST ANNUAL GENERAL MEETING, DISCLOSURE OF RELATIONSHIPS BETWEEN DIRECTORS INTER-SE AND NUMBER OF SHARES AND CONVERTIBLE INSTRUMENT HELD BY NON- EXECUTIVE DIRECTORS

The Meetings of the Board have been held at regular intervals with a time gap of not more than 120 days between two consecutive Meetings. During the Financial Year 2018-19, the Board met 5 (Five) times on following dates, namely, 18th May, 2018, 11th June, 2018, 7th August, 2018, 5th November, 2018 and 8th February, 2019.

The following table gives details of Directors, details of attendance of Directors at the Board Meetings, at the Annual General Meeting (AGM), Disclosure of relationships between Directors inter-se and number of shares held by Non-Executive Directors as at 31st March, 2019:

Name of the Director	Category of Director	No. of Board Meetings attended	Whether attended last AGM	Relationship between Directors inter-se	Number of shares held by Non-Executive Director
Shri Devansh Jain	Whole-time Director	5	No	No inter-se relationship between Directors	Not Applicable
Shri Rajeev Gupta (Resigned from Directorship w.e.f. 19 th May, 2018)	Whole-time Director	1	No	No inter-se relationship between Directors	Not Applicable

Name of the Director	Category of Director	No. of Board Meetings attended	Whether attended last AGM	Relationship between Directors inter-se	Number of shares held by Non-Executive Director
Shri Kailash Lal Tarachandani (Appointed as Whole-time Director & CEO w.e.f. 19 th May, 2018)	Whole-time Director & CEO	3	No	No inter-se relationship between Directors	Not Applicable
Shri Siddharth Jain	Non-Independent Non-Executive Director	1	No	No inter-se relationship between Directors	-
Shri Deepak Asher (Resigned from Directorship w.e.f. 1 st April, 2019)	Non-Independent Non-Executive Director	3	Yes	No inter-se relationship between Directors	-
Shri Shanti Prashad Jain	Independent Non-Executive Director	4	No	No inter-se relationship between Directors	-
Shri Chandra Prakash Jain	Independent Non-Executive Director	4	No	No inter-se relationship between Directors	-
Ms. Bindu Saxena	Independent Non-Executive Director	5	No	No inter-se relationship between Directors	-
Shri Venkatanarayanan Sankaranarayanan	Independent Non-Executive Director	3	No	No inter-se relationship between Directors	-

The Company has not issued any convertible Instruments and hence, the details in respect of such Convertible Instruments held by non-executive directors are not provided.

(C) NUMBER OF DIRECTORSHIPS AND COMMITTEES MEMBERSHIP / CHAIRMANSHIP

Name of the Director	Category of Director	Number of other Directorships / Committee Memberships / Chairmanships			
		Other Directorship (**)	Directorship in other Listed Companies: Name and Category	Committee(*) Membership of Public Limited Companies	Chairpersonship of Listed Companies
Shri Devansh Jain	Whole-time Director	5	-	1	0
Shri Kailash Lal Tarachandani (Appointed as Whole-time Director & CEO w.e.f. 19 th May, 2018)	Whole-time Director & CEO	1	-	0	0
Shri Siddharth Jain	Non-Independent Non-Executive Director	9	Inox Leisure Limited (Non-Executive Director)	3	0

Name of the Director	Category of Director	Number of other Directorships / Committee Memberships / Chairmanships			
		Other Directorship (**)	Directorship in other Listed Companies: Name and Category	Committee(*)	
				Membership of Public Limited Companies	Chairpersonship of Listed Companies
Shri Deepak Asher (Resigned from Directorship w.e.f. 1 st April, 2019)	Non-Independent Non-Executive Director	7	1. Inox Leisure Limited (Non-Executive Director) 2. GFL Limited (Earlier known as Gujarat Fluorochemicals Limited) (Non-Executive Director)	8	1
Shri Shanti Prashad Jain	Independent Non-Executive Director	7	1. GFL Limited (Earlier known as Gujarat Fluorochemicals Limited) (Independent Director) 2. Inox Wind Infrastructure Services Limited (Independent Director)	1	3
Shri Chandra Prakash Jain	Independent Non-Executive Director	9	1. Jaiprakash Associates Limited (Independent Director) 2. GFL Limited (Earlier known as Gujarat Fluorochemicals Limited) (Independent Director)	6	0
Ms. Bindu Saxena	Independent Non-Executive Director	4	Indag Rubber Limited (Independent Director)	1	0
Shri Venkatanarayanan Sankaranarayanan	Independent Non-Executive Director	6	-	3	0

(*) Committee means Audit Committee and Stakeholders' Relationship Committee as per Regulation 26 of the Listing Regulations.

(**) Other Directorship excludes directorship of foreign companies and companies registered under Section 8 of the Companies Act, 2013.

None of the Directors are Directors in more than 10 Public Limited Companies or act as an Independent Director in more than 7 Listed Companies. Further, none of the Directors act as a Member of more than 10 Committees or act as a Chairman of more than 5 Committees across all Public Limited Listed Companies.

(D) WEB LINK OF FAMILIARIZATION PROGRAMMES IMPARTED TO INDEPENDENT DIRECTORS

Details of Familiarization Programme imparted to Independent Directors have been disclosed on the Company's website. The same can be viewed at https://www.inoxwind.com/wp-content/uploads/2018/05/Familiarization_Programme_for_Independent_Directors_2018-19.pdf

(E) SKILLS/EXPERTISE/COMPETENCE OF THE BOARD OF DIRECTORS

In compliance with the Listing Regulations, the Board has identified the following list of core skills/ expertise/ competencies as required for the effective functioning of the Company's business which are currently available with the Board:

1. Power sector, particularly renewable energy sector
2. Wind power industry
3. Corporate marketing, tendering
4. Accounts and finance, financial management, audit management, taxation
5. Corporate Governance, Administration
6. Legal and compliance
7. Business strategy and management

(F) INDEPENDENT DIRECTORS

Separate Meeting of Independent Directors

As stipulated under Section 149 read with Schedule IV of the Companies Act, 2013 pertaining to the Code for Independent Directors, Secretarial Standards -1 issued by the Institute of Company Secretaries of India and Regulation 25(3) of the Listing Regulations, a separate Meeting of the Independent Directors of the Company was held on 8th February, 2019 with the following agenda:

- to review performance of Non-Independent Directors, the Board as a whole and Chairperson of the Company;
- to assess the quality, quantity and timeliness of flow of information between the Company Management and the Board that is necessary for the Board to effectively and reasonably perform their duties and
- to familiarise Independent Directors with the Company, their roles, rights, responsibilities in the Company, nature of industry in which the Company operates, its business model etc.

In the opinion of the Board, all the Independent Directors fulfill the conditions specified in the Listing Regulations and are independent of the management.

During the year under review, there was no instance of resignation of an Independent Director from the Board of the Company.

3. AUDIT COMMITTEE

(A) BRIEF DESCRIPTION OF TERMS OF REFERENCE

The Role and the Terms of Reference of Audit Committee were revised at the Meeting of the Board of Directors held on 8th February, 2019 which are in accordance with the requirements of Section 177 of the Companies Act, 2013 read with relevant Rules made thereunder and Regulation 18 of the Listing Regulations read with Part C of Schedule II of the Listing Regulations.

The brief description of Terms of Reference of Audit Committee is given below:

1. Oversight of the Company's financial reporting process and the disclosure of its financial information to ensure that the Financial Statement is correct, sufficient and credible;
2. Recommendation for appointment, remuneration and terms of appointment of Auditors of the Company;
3. Approval of payment to the Statutory Auditors for any other services rendered by the Statutory Auditors;
4. Reviewing, with the management, the Annual Financial Statements and Auditor's Report thereon before submission to the Board for approval, with particular reference to:
 - a. Matters required to be included in the Director's Responsibility Statement to be included in the Board's report in terms of

- clause (c) of sub-section 3 of section 134 of the Companies Act, 2013;
 - b. Changes, if any, in accounting policies and practices and reasons for the same;
 - c. Major accounting entries involving estimates based on the exercise of judgment by Management;
 - d. Significant adjustments made in the Financial Statements arising out of Audit findings;
 - e. Compliance with listing and other legal requirements relating to Financial Statements;
 - f. Disclosure of any Related Party transactions;
 - g. Modified opinion(s) in the draft Audit Report.
- 5. Reviewing, with the Management, the quarterly Financial Statements before submission to the Board for approval;
- 6. Reviewing, with the management, the statement of uses / application of funds raised through an issue (public issue, rights issue, preferential issue etc.), the statement of funds utilized for purposes other than those stated in the offer document / prospectus / notice and the report submitted by the monitoring agency monitoring the utilisation of proceeds of a public or rights issue, and making appropriate recommendations to the Board to take up steps in this matter;
- 7. Review and monitor the auditor's independence and performance, and effectiveness of audit process;
- 8. Approval or any subsequent modification of transactions of the Company with Related Parties;
- 9. Scrutiny of inter-corporate loans and investments;
- 10. Valuation of undertakings or assets of the Company, wherever it is necessary;
- 11. Evaluation of internal financial controls and risk management systems;
- 12. Reviewing, with the management, performance of the Statutory and Internal Auditor, adequacy of the internal control systems;
- 13. Reviewing the adequacy of the internal audit function, if any, including the structure of the internal audit department, staffing and seniority of the official heading the department, reporting structure, coverage and frequency of internal audit;
- 14. Discussion with the Internal Auditors of any significant findings and follow up there on;
- 15. Reviewing the findings of any internal investigations by the Internal Auditors into matters where there is suspected fraud or irregularity or a failure of internal control systems of a material nature and reporting the matter to the board;
- 16. Discussion with the Statutory Auditors before the audit commences, about the nature and scope of audit as well as post-audit discussion to ascertain any area of concern;
- 17. To look into the reasons for substantial defaults in the payment to the depositors, debenture holders, shareholders (in case of non-payment of declared dividends) and creditors;
- 18. To review the functioning of the Whistle Blower mechanism;
- 19. To approve appointment of CFO (i.e., the whole-time Finance Director or any other person heading the finance function or discharging that function) after assessing the qualifications, experience and background etc. of the candidate;
- 20. To review the utilization of loans and/ or advances from/investment by the holding company in the subsidiary exceeding ₹100 crore or 10% of the asset size of the subsidiary, whichever is lower including existing loans/ advances/ investments existing as on the date of coming into force of this provision.
- 21. To carry out any other function as is mentioned in the terms of reference of the Audit Committee.

(B) COMPOSITION, NAME OF MEMBERS AND CHAIRPERSON, NUMBERS OF MEETINGS HELD AND ATTENDANCE

The Audit Committee comprises of Four Directors with Shri Shanti Prashad Jain as Chairman of the Committee. The composition of Audit Committee is in compliance with Section 177 of the Companies Act, 2013 read with relevant Rules made thereunder and Regulation 18 of the Listing Regulations.

During the Financial Year 2018-19, the Audit Committee met 5 (Five) times on following dates, namely 18th May, 2018, 11th June, 2018, 7th August, 2018, 5th November, 2018 and 8th February, 2019.

The details of composition of Audit Committee and the Meetings attended by the Directors during the Financial Year 2018-19 are given below:

Name	Position	Number of Meetings held during the year	Number of Meetings attended during the year
Shri Shanti Prashad Jain, Independent Director	Chairman	5	4
Shri Deepak Asher, Non-Independent Director (Ceased as a Member w.e.f. 1 st April, 2019)	Member	5	3
Shri Chandra Prakash Jain, Independent Director	Member	5	4
Ms. Bindu Saxena, Independent Director	Member	5	5
Shri Devansh Jain (Appointed as a Member w.e.f. 18 th May, 2019)	Member	N. A.	N. A.

Shri Shanti Prashad Jain, Chairman of the Audit Committee was unable to attend the last Annual General Meeting held on 12th July, 2018 due to pre-occupation with other engagements. He had authorised Shri Deepak Asher, Member of the Audit Committee to attend the meeting on his behalf to answer shareholder queries.

4. NOMINATION AND REMUNERATION COMMITTEE

The Terms of Reference of Nomination and Remuneration Committee (NR Committee) are in accordance with the requirements of Section 178 of the Companies Act, 2013 read with relevant Rules made thereunder and Regulation 19 of the Listing Regulations read with Part D of Schedule II of the Listing Regulations.

(A) BRIEF DESCRIPTION OF TERMS OF REFERENCE

The brief description of Terms of Reference of Nomination and Remuneration Committee is given below:

Terms of Reference

- (a) To lay down criteria for identifying persons who are qualified to become Directors and who may

be appointed in Senior Management of the Company in accordance with the criteria laid down by NR Committee and recommend to the Board their appointment and removal;

- (b) To lay down criteria to carry out evaluation of every Director's performance;
- (c) To formulate criteria for determining qualification, positive attributes and Independence of a Director and recommend to the Board a policy, relating to the remuneration for the directors, key managerial personnel (KMP) and other employees;
- (d) To determine the composition and level of remuneration, including reward linked with the performance, which is reasonable and sufficient to attract, retain and motivate Directors, KMP, Senior Management Personnel & other employees to work towards the long term growth and success of the Company.

(B) COMPOSITION, NAME OF MEMBERS AND CHAIRPERSON, NUMBERS OF MEETINGS HELD AND ATTENDANCE

The composition of NR Committee is in compliance with Section 178 of the Companies Act, 2013 read

with relevant Rules made thereunder and Regulation 19 of the Listing Regulations. During the Financial Year 2018-19, the NR Committee met 3 (Three) times on following dates namely 18th May, 2018, 11th June, 2018 and 8th February, 2019.

The details of composition of NR Committee and the Meetings attended by the Directors during the Financial Year 2018-19 are given below:

Name of Director	Position	Committee Meetings held during the year	Number of Meetings Attended during the year
Shri Venkatanarayanan Sankaranarayanan, Independent Director (Appointed as Chairman w.e.f. 5 th November, 2018)	Chairman	1	1
Shri Shanti Prashad Jain, Independent Director (Ceased as Chairman w.e.f. 5 th November, 2018)	Member	3	2
Shri Chandra Prakash Jain, Independent Director	Member	3	2
Shri Siddharth Jain, Non-Independent Director	Member	3	1

(C) PERFORMANCE EVALUATION CRITERIA FOR INDEPENDENT DIRECTORS

Performance Evaluation forms containing criteria for evaluation of Board as a whole, Committees of the Board and individual Directors and Chairperson of the Company were sent to all the Directors with a request to provide their feedback to the Company on the Annual Performance Evaluation of Board as a whole, Committees of Board and Individual Directors for the Financial Year 2018-19. Further, based on the feedback received by the Company, the Nomination and Remuneration Committee at its Meeting held on 8th February, 2019 had noted that Annual Performance of each of the Directors is satisfactory and decided to continue the terms of appointment of all the Independent Directors of the Company.

Shri Shanti Prashad Jain, the then Chairman of the Nomination and Remuneration Committee before it was reconstituted on 5th November, 2018, was unable to attend last Annual General Meeting held on 12th July, 2018 due to pre-occupation with other engagements. He had authorised Shri Deepak Asher, Director to attend the meeting on his behalf to answer shareholder queries.

5. REMUNERATION OF DIRECTORS

During the Financial Year 2018-19, the Company had paid remuneration to all its Directors as per the details given below:

Remuneration paid during the Financial Year 2018-19				
Name of Director	Relationship With other Directors	Business Relationship with the Company, if any	All elements of Remuneration package i.e. salary, benefits, bonuses, pension etc.	Service Contracts, Notice Period, Severance Fee
Shri Devansh Jain	None	Whole-time Director	Particulars ₹ in Lakhs Salary & Allowances : 84.00 Perquisites : 0.00 Contribution to PF : 8.64 Commission: 0.00 Total : 92.64	Service Contract 01.11.2017 to 31.10.2022

Remuneration paid during the Financial Year 2018-19				
Name of Director	Relationship With other Directors	Business Relationship with the Company, if any	All elements of Remuneration package i.e. salary, benefits, bonuses, pension etc.	Service Contracts, Notice Period, Severance Fee
Shri Rajeev Gupta (Resigned from Directorship w.e.f. 19 th May, 2018)	None	Whole-time Director	Particulars ₹ in Lakhs Salary & Allowances : 9.64 Perquisites : 0.00 Contribution to PF : 0.35 Total : 9.99	Service Contract 01.04.2018 to 31.03.2019
Shri Kailash Lal Tarachandani (Appointed as Whole-time Director & CEO w.e.f. 19 th May, 2018)	None	Whole-time Director & CEO	Particulars ₹ in Lakhs Salary & Allowances : 245.89 Perquisites : 0.00 Contribution to PF : 0.16 Commission : 0.00 Total : 246.05*	Service Contract 19.05.2018 to 18.05.2019

* includes remuneration of ₹1752 Lakhs paid to him as CEO of the Company for the period from 1st April, 2018 to 18th May, 2018 and amount of ₹100 Lakhs paid towards special incentive/award.

The following are the details of Sitting Fees paid to the Directors for attending the Board / Committee Meetings:

Name of the Director	Sitting Fees (₹)
Shri Deepak Asher	120,000
Shri Siddharth Jain	20,000
Shri Shanti Prashad Jain	160,000
Shri Chandra Prakash Jain	180,000
Ms Bindu Saxena	220,000
Shri Venkatanarayanan Sankaranarayanan	80,000
Total	780,000

During the year under review, the Company has not issued any stock options.

Criteria for making payment to non-executive Directors is disclosed on the Company's website. The same can be viewed at https://www.inoxwind.com/wp-content/uploads/2014/11/Nomination_Remuneration_Policy_IWL.pdf

6. STAKEHOLDERS' RELATIONSHIP COMMITTEE

(a) Name of Non-Executive Director heading the Committee	Shri Deepak Asher was Chairman of the Committee upto 31 st March, 2019. Consequent to his resignation from the office of Director w.e.f. 1 st April, 2019, the composition of the Committee was changed and Shri Shanti Prashad Jain was appointed as Chairman of the Committee w.e.f. 18 th May, 2019.
(b) Name and designation of Compliance Officer	Shri Deepak Banga, Company Secretary
(c) Number of Shareholders complaints received during the Financial Year 2018-19	1
(d) Number not resolved to the satisfaction of Shareholders	0
(e) Number of pending complaints	0

As on 31st March, 2019, Nil equity shares of the Company had remained unclaimed subsequent to the Initial Public Issue of the Company in 2015.

Particulars	No. of Shareholders	No. of Shares
Aggregate number of shareholders and the outstanding shares in the suspense account lying at the beginning of the year;	Nil	Nil
Number of shareholders who approached issuer for transfer of shares from suspense account during the year;	Nil	Nil
Number of shareholders to whom shares were transferred from suspense account during the year;	Nil	Nil
Aggregate number of shareholders and the outstanding shares in the suspense account lying at the end of the year;	Nil	Nil

7. GENERAL BODY MEETINGS

The particulars of last 3 (Three) Annual General Meetings of the Company and details of Special Resolutions passed, if any, at these Meetings are given hereunder:

Financial Year	Date and Time	Location	Details of Special Resolutions passed
2015-16	11 th September, 2016 at 11:00 A.M.	Plot-1, Khasra Nos. 264 to 267, Industrial Area, Village Basal, District Una -174303, Himachal Pradesh	Nil
2016-17	17 th September, 2017 at 11:00 A.M.	Hotel Pandit Moolraj Residency, SH-25, Una-Nangal Road, Rakkar Colony, District Una - 174303, Himachal Pradesh	<ol style="list-style-type: none"> 1. Re-appointment of Shri Devansh Jain as Whole-time Director of the Company and approve payment of remuneration to him. 2. Re-appointment of Shri Rajeev Gupta as Whole-time Director of the Company and ratification of remuneration paid for the Financial Year 2016-17.
2017-18	12 th July, 2018 at 11:00 A.M.	Hotel Pandit Moolraj Residency, SH-25, Una-Nangal Road, Rakkar Colony, District Una - 174303, Himachal Pradesh	<ol style="list-style-type: none"> 1. Approve payment of remuneration to Shri Devansh Jain, Whole-time Director of the Company, for the Financial Year 2017-18, as per Schedule V of the Companies Act, 2013. 2. Approve payment of remuneration to Shri Rajeev Gupta, Whole-time Director of the Company, for the Financial Year 2017-18, as per Schedule V of the Companies Act, 2013 and approve his re-appointment as Whole-time Director for the period from 1st April, 2018 to 18th May, 2018. 3. Appointment of Shri Kailash Lal Tarachandani, Chief Executive Officer (CEO) as Whole-time Director & CEO of the Company. 4. Re-appointment of Shri Shanti Prashad Jain as an Independent Director of the Company. 5. Re-appointment of Shri Venkatanarayanan Sankaranarayanan as an Independent Director of the Company.

POSTAL BALLOT

During the year under review, no resolution was passed through Postal Ballot and at present no resolution is proposed to be conducted through Postal Ballot.

8. MEANS OF COMMUNICATION

The Quarterly / Annual Financial Results and also Annual Report of the Company/Subsidiaries during / for the Financial Year ended 31st March, 2019 were submitted with the Stock Exchanges immediately after they were approved by / taken on record by the Board and published in well-circulated Hindi (Himachal Dastak) and English dailies (Business Standard, Financial Chronicle and Asian Age) as well. The said results along with official press releases and presentations made to the Institutional Investors/ Analysts were submitted to Stock Exchanges and also posted on the Company's website viz. <http://www.inoxwind.com> and website of BSE and NSE.

9. GENERAL SHAREHOLDER INFORMATION

9.1 Annual General Meeting

(i) Date	17 th September, 2019
(ii) Time	12:00 Noon
(iii) Venue	Hotel Pandit Moolraj Residency, SH-25, Una-Nangal Road, Rakkar Colony, District Una - 174303, Himachal Pradesh, India

9.2 Financial Year 1st April, 2018 to 31st March, 2019

9.3 Book Closure Date 11th September, 2019 to 17th September, 2019

9.4 Dividend Payment Date N.A.

9.5 Listing of Equity Shares and confirmation about payment of listing fees National Stock Exchange of India Limited, Exchange Plaza, Bandra – Kurla Complex, Bandra (E), Mumbai-400 051 and BSE Limited, Phiroze Jeejeebhoy, Dalal Street, Mumbai-400 001
The Company has paid the Annual Listing fees for the Financial Year 2018-19 to NSE and BSE on which the securities are listed.

9.6 Stock Code

(i) BSE Limited	539083
(ii) National Stock Exchange of India Limited (symbol)	INOXWIND
(iii) Demat ISIN Number in NSDL and CDSL	INE066P01011

9.7 Market Price Data: High, Low during each month in the Financial Year 2018-19

Month	BSE Limited (BSE)		National Stock Exchange of India Limited (NSE)	
	Monthly low price (in ₹)	Monthly high price (in ₹)	Monthly low price (in ₹)	Monthly high price (in ₹)
April, 2018	106.85	119.00	106.50	119.00
May, 2018	93.00	111.75	93.00	112.00
June, 2018	82.75	95.50	82.55	94.90
July, 2018	75.50	102.00	75.40	98.50
August, 2018	91.95	108.85	91.65	109.00
September, 2018	85.10	113.00	82.15	106.50
October, 2018	73.00	99.50	72.65	99.80
November, 2018	80.10	95.00	80.00	94.45
December, 2018	71.85	82.50	71.35	82.35
January, 2019	66.00	77.70	66.20	77.80
February, 2019	56.85	74.60	56.55	74.30
March, 2019	63.75	80.75	64.05	80.65

9.8 Performance in comparison to broad-based indices viz. Nifty and BSE Sensex:

Date	Nifty 500	Company's Share Price on NSE
1 st April, 2018	8949.45	109.95
31 st March, 2019	9663.70	66.65
Change	7.98%	(39.38%)

Date	Sensex	Company's Share Price on BSE
1 st April, 2018	33030.87	108.20
31 st March, 2019	38672.91	66.90
Change	17.08%	(38.17%)

9.9 The Equity Shares of the Company were not suspended from trading during the Financial Year 2018-19.**9.10 Registrar and Transfer Agents**

For lodgment of securities, transfer forms and other documents or any grievances/ complaints, investors may contact the Company's Registrar and Share Transfer Agents at the following address:

Link Intime India Private Limited, Noble Heights, 1st Floor, Plot No. NH-2, LSC, C-1 Block, Near Savitri Market, Janak Puri, New Delhi-110058.

9.11 Share Transfer System

Trading in the Company's shares on the Stock Exchanges takes place in electronic form. However, the share transfers which are received in physical form are processed and the Share Certificates returned within a period of 15 days from the date of receipt, subject to the documents being valid and complete in all respects.

9.12 Distribution of Shareholding as on 31st March, 2019

Shareholding (in ₹)	No. of shareholders	% to total	Number of shares	Amount in ₹	% to total
1 to 5,000	46,157	91.4743	4,437,857	44,378,570	1.9998
5,001 to 10,000	2,196	4.3520	1,744,837	17,448,370	0.7863
10,001 to 20,000	1,031	2.0432	1,566,728	15,667,280	0.7060
20,001 to 30,000	317	0.6282	819,310	8,193,100	0.3692
30,001 to 40,000	133	0.2636	476,763	4,767,630	0.2148
40,001 to 50,000	128	0.2537	612,474	6,124,740	0.2760
50,001 to 100,000	200	0.3964	1475,406	14,754,060	0.6648
100,001 and above	297	0.5886	21,078,451	2,107,848,510	94.9831
Total	50,459	100	221,918,226	2,219,182,260	100

Shareholding Pattern of the Company as on 31st March, 2019 is as under:

S. No.	Category	No. of Shares Held	Percentage of Shareholding (%)
(A)	Shareholding of Promoter and Promoter Group		
[1]	Indian		
	Bodies Corporate	166,438,669	75.00
	Sub Total (A)(1)	166,438,669	75.00
[2]	Foreign		
(a)	Individuals (Non-Resident Individuals / Foreign Individuals)	0	0.00
(b)	Bodies Corporate	0	0.00
	Sub Total (A)(2)	0	0.00
	Total Shareholding of Promoter and Promoter Group(A)=(A)(1)+(A)(2)	166,438,669	75.00
(B)	Public Shareholding		
[1]	Institutions		
(a)	Mutual Funds / UTI	624,454	0.28
(b)	Alternate Investments Funds	991,998	0.45
(c)	Foreign Portfolio Investor	15,366,418	6.92
(d)	Financial Institutions / Banks	77,125	0.04
	Sub Total (B)(1)	17,059,995	7.69
[2]	Non-Institutions		
(a)	Individuals		
(i)	Individual shareholders holding nominal share capital upto ₹2 Lakhs.	9,932,237	4.47
(ii)	Individual shareholders holding nominal share capital in excess of ₹2 Lakhs	9,451,206	4.26
(b)	NBFCs registered with RBI	510,863	0.23
(c)	Any Other (Specify)		
(i)	Trusts	7,200	0.00
(ii)	Foreign Nationals	430	0.00
(iii)	Hindu Undivided Family	4,194,707	1.89
(iv)	Non Resident Indians (Non Repat)	438,595	0.20
(v)	Non Resident Indians (Repat)	486,680	0.22
(vi)	Clearing Member	661,302	0.30
(vii)	Bodies Corporate	12,736,342	5.74
	Sub Total (B)(2)	38,419,562	17.31
	Total Public Shareholding(B)=(B)(1)+(B)(2)	55,479,557	25.00
	Total (A)+(B)	221,918,226	100.00

9.13 Dematerialization of shares

The Company's Equity Shares are traded compulsorily in dematerialized form. As on 31st March, 2019, 100% of the Equity Shares of the Company was in dematerialized form (Only 1 Equity share of the Company is in Physical mode).

9.14 Outstanding Global Depository Receipts (GDRs)/ American Depository Receipts (ADRs)/ Warrants/ Convertible Instruments

The Company has not issued any GDRs/ ADRs/ Warrants/Convertible Instruments till date.

9.15 Commodity price risk or foreign exchange risk and hedging activities

The Company has approved "Risk Assessment and Minimisation Procedure" pursuant to which the Company enters into Forward Contracts on foreign currencies depending on its assessment of the market situation to counter the risk of foreign exchange fluctuations. The Company enters into call spread option contract and Cross Currency Swap agreement to hedge the foreign currency risk and interest rate risk. However, the Company does not deal in commodities and hence the disclosure pursuant to SEBI Circular dated 15th November, 2018 is not required to be given.

9.16 Plant locations

Una Plant

Plot No. -1, Khasra Nos. 264 to 267, Industrial Area, Village Basal, District Una-174 303, Himachal Pradesh

Rohika Plant

Plot No. 128, Ahmedabad-Rajkot Highway, Village-Rohika, Tahsil- Bavla, Ahmedabad, Gujarat

Barwani Plant

Plot No. 20, AKVN Industrial Area, Relwa Khurd, Tehsil -Rajpur, District Barwani - 451449, Madhya Pradesh

9.17 (i) Address for Investor Correspondence

Link Intime India Private Limited, Noble Heights, 1st Floor, Plot No. NH-2, LSC, C-1 Block, Near Savitri Market, Janak Puri, New Delhi-110058

(ii) Any query on Annual Report

Company Secretary, Inox Wind Limited, Inox Towers, Plot No. 17, Sector-16A, Noida -201301, Uttar Pradesh

9.18 Credit Rating:

During the financial year under review, CRISIL Limited (CRISIL) vide its letter no. INXWD/207629/BLR/091801228 dated 29th September, 2018

upgraded its outlook for the Company to 'Positive' from 'Stable' earlier and reaffirmed its 'CRISIL A-' rating for the Company's Long Term Bank facilities and 'CRISIL A2+' rating on both the Company's Short Term Bank facilities and for commercial paper. CRISIL vide its letter no. INXWD/211274/BLR/111803596 dated 26th November, 2018 again reaffirmed its ratings and outlook.

10. OTHER DISCLOSURES

a) Materially significant Related Party Transactions

There were no transactions with related parties during the Financial Year 2018-19 which were in conflict with the interest of the Company. Suitable disclosure of related party transactions as required by the Indian Accounting Standards (Ind AS 24) has been made in the Note No. 38 to the Standalone Financial Statements and in the Board's Report as required under Section 134 of the Companies Act, 2013.

The Board has also approved a Policy on Materiality of Related Party Transactions which also includes procedure to deal with Related Party Transactions and such policy has been put up on the Company's Website. The same can be viewed at <https://www.inoxwind.com/wp-content/uploads/2019/08/IWL%20-%20Related%20Party%20Transaction%20Policy%2031March2019.pdf>

b) Details of Non-Compliance

During the last three years, there were no instances of non-compliance, penalties or strictures imposed on the Company by Stock Exchange or SEBI or any statutory authority, on any matter related to capital markets.

c) Whistle Blower Policy

The Board of Directors has adopted Whistle Blower Policy to report concerns about unethical behavior, actual or suspected fraud or violation of the Company's code of conduct. Adequate safeguards have been provided in the Policy to prevent victimization of Directors/Employees. No personnel has been denied access to the Audit Committee. A copy of Company's

Whistle Blower Policy has been put up on Company's Website. The same can be viewed at <https://www.inoxwind.com/wp-content/uploads/2019/08/IWL-%20Whistleblower%20Policy%2031March2019.pdf>

- d) All the mandatory requirements of SEBI (Listing Obligations and Disclosure Requirements), 2015 have been complied by the Company.

Adoption of Non Mandatory/ Discretionary requirements as specified in Part E of Schedule II of Listing Regulations:

Modified opinion(s) in audit report: For the Financial Year ended 31st March, 2019, there is no audit qualification in the Company's financial statements. The Company continues to adopt best practices to ensure the regime of unqualified financial statements.

- e) The Company has formulated a Policy for determining 'material' subsidiaries and such Policy has been disclosed on the Company's Website. The same can be viewed at <https://www.inoxwind.com/wp-content/uploads/2019/08/IWL-%20Material%20Subsidiary%20Company%20Policy%2031March2019.pdf>
- f) The Company has formulated a Policy on Materiality of Related Party Transactions which also includes procedure to deal with Related Party Transactions and such policy has been put up on the Company's Website. The same can be viewed at <https://www.inoxwind.com/wp-content/uploads/2019/08/IWL%20-%20Related%20Party%20Transaction%20Policy%2031March2019.pdf>
- g) Disclosure of commodity price risks and commodity hedging activities: Not applicable
- h) The Company has not raised any fund through preferential allotment or qualified institutions placement during the year under review.
- i) Certificate from a Company Secretary in Practice that none of the Directors on the Board of the Company have been debarred or disqualified from being appointed or continuing as directors of companies by the Board/ Ministry of Corporate Affairs or any such statutory authority is annexed to this report as **Annexure A**.

- j) The Board has accepted all the recommendations of the Committees of the Board during the year under review.

- k) The total fees for all services paid by the Company and its subsidiaries, on a consolidated basis, to the Statutory Auditor and all entities in the network firm/ network entity of which the Statutory Auditor is a part, amounts to ₹57.10 Lakhs.

l) Disclosure in relation to the Sexual Harassment of Women at Workplace (Prevention, Prohibition and Redressal) Act, 2013

The following is the summary of sexual harassment complaints received and disposed of during the financial year 2018-19.

No. of complaints filed during the financial year	Nil
No. of complaints disposed of during the financial year	Nil
No. of complaints pending as on end of the financial year	Nil

m) Disclosure about Directors being appointed/ re-appointed

The brief resume and other information required to be disclosed under this section is provided in the Notice of the Annual General Meeting.

n) Management Discussion & Analysis Report

Management Discussion and Analysis Report is set out as separate section of the Board's Report which forms part of the Annual Report.

- o) The Company has complied with the Corporate Governance requirements specified in Regulations 17 to 27 read with Schedule V and clause (b) to (i) of sub-regulation 2 of Regulation 46 of the Listing Regulations, as applicable, with regard to corporate governance.

p) CEO/CFO Certification

The Company has obtained a certificate from the Chief Executive Officer and Chief Financial Officer in respect of matters stated in Regulation 17(8) of the Listing Regulations.

11. CODE OF CONDUCT

The Board of Directors of the Company had laid down a Code of Conduct for all the Board Members and Senior Management of the Company which was amended at its meeting held on 21st October, 2014 by including duties of Independent Directors. All the Board Members and Senior Management Personnel have affirmed compliance with the Code of Conduct. The Code of Conduct is placed on the Company's website. The same can be viewed at https://www.inoxwind.com/wp-content/uploads/2015/02/Code_of_Conduct_Inox%20Wind%20Limited.pdf.

12. DECLARATION BY CHIEF EXECUTIVE OFFICER (CEO)

Declaration signed by Shri Kailash Lal Tarachandani, Whole-time Director & CEO of the Company, stating

Place: Noida
Date: 9th August, 2019

Kailash Lal Tarachandani
Whole-time Director & CEO
DIN: 06388564

that the members of Board of Directors and Senior Management Personnel have affirmed compliance with the Code of Conduct of Board of Directors and Senior Management is annexed to this Report as **Annexure – B**.

13. COMPLIANCE CERTIFICATE FROM THE STATUTORY AUDITORS

Compliance certificate from the Statutory Auditors of the Company regarding compliance of conditions of Corporate Governance is annexed with the Board's Report.

Devansh Jain
Whole-time Director
DIN: 01819331

ANNEXURE A

CERTIFICATE OF NON-DISQUALIFICATION OF DIRECTORS

(Pursuant to Regulation 34(3) and Schedule V Para-C Clause (10)(i) of the SEBI
(Listing Obligations and Disclosure Requirements) Regulations, 2015)

To,
The Members of
Inox Wind Limited
Plot No. 1, Khasra Nos. 264 to 267
Industrial Area, Village Basal,
Una, Himachal Pradesh – 174303

We have examined the relevant registers, records, forms, returns and disclosures received from the Directors of Inox Wind Limited having CIN L31901HP2009PLC031083 and having registered office at Plot No. 1, Khasra Nos. 264 to 267 Industrial Area, Village Basal, Una, Himachal Pradesh-174303 (hereinafter referred to as 'the Company'), produced before us by the Company for the purpose of issuing this Certificate, in accordance with Regulation 34(3) read with Schedule V Para-C Sub clause 10(i) of the Securities Exchange Board of India (Listing Obligations and Disclosure Requirements) Regulations, 2015.

In our opinion and to the best of our information and according to the verifications (including Directors Identification Number (DIN) status at the portal www.mca.gov.in) as considered necessary and explanations furnished to us by the Company & its officers, we hereby certify that none of the Directors on the Board of the Company as stated for the Financial Year ended on 31st March, 2019 have been debarred or disqualified from being appointed or continuing as Directors of companies by the Securities and Exchange Board of India, Ministry of Corporate Affairs, Reserve Bank of India or any such other Statutory Authority.

Ensuring the eligibility for the continuity of every Director on the Board is the responsibility of the management of the Company. Our responsibility is to express an opinion on these, based on our verification. This certificate is neither an assurance as to the future viability of the Company nor of the efficiency or effectiveness with which the management has conducted the affairs of the Company.

For **Dayal & Maur**
Company Secretaries

Place: New Delhi
Date : 7th August, 2019

Barinder Singh Maur
PCS No.: 6544
CP No.: 7041

ANNEXURE B**DECLARATION BY THE CEO UNDER CLAUSE D OF SCHEDULE V TO THE LISTING REGULATIONS**

I, Kailash Lal Tarachandani, Whole-time Director & CEO of Inox Wind Limited, declare that all the Board Members and Senior Management Personnel have affirmed compliance with the Code of Conduct for the Board and Senior Management Personnel for the financial year ended 31st March, 2019.

Place: Noida
Date: 9th August, 2019

Kailash Lal Tarachandani
Whole-time Director & CEO
DIN: 06388564

Independent Auditor's Report

To the Members of Inox Wind Limited

Report on the Audit of the Standalone Financial Statements

Opinion

We have audited the Standalone financial statements of Inox Wind Limited ("the Company"), which comprise the balance sheet as at 31st March 2019, and the statement of Profit and Loss, statement of changes in equity and statement of cash flows for the year then ended, and notes to the Standalone financial statements, including a summary of significant accounting policies and other explanatory information

In our opinion and to the best of our information and according to the explanations given to us, the aforesaid standalone financial statements give the information required by the Act in the manner so required and give a true and fair view in conformity with the accounting principles generally accepted in India, of the state of affairs of the Company as at March 31, 2019, and profit, changes in equity and its cash flows for the year ended on that date.

Basis for Opinion

We conducted our audit in accordance with the Standards on Auditing (SAs) specified under section

143(10) of the Companies Act, 2013. Our responsibilities under those Standards are further described in the Auditor's Responsibilities for the Audit of the Standalone Financial Statements section of our report. We are independent of the Company in accordance with the Code of Ethics issued by the Institute of Chartered Accountants of India together with the ethical requirements that are relevant to our audit of the Standalone financial statements under the provisions of the Companies Act, 2013 and the Rules thereunder, and we have fulfilled our other ethical responsibilities in accordance with these requirements and the Code of Ethics. We believe that the audit evidence we have obtained is sufficient and appropriate to provide a basis for our opinion.

Key Audit Matters

Key audit matters are those matters that, in our professional judgment, were of most significance in our audit of the Standalone financial statements of the current period. These matters were addressed in the context of our audit of the Standalone financial statements as a whole, and in forming our opinion thereon, and we do not provide a separate opinion on these matters.

The Key audit Matters

How our audit addressed the key audit matter

Adoption of Ind AS 115 – Revenue from Contracts with Customers

As described in Note 3.1 to the standalone financial statements, the Company has adopted Ind AS 115, Revenue from Contracts with Customers ('Ind AS 115') which is the new revenue accounting standard. The application and transition to this accounting standard is complex and is an area of focus in the audit. The revenue standard establishes a comprehensive framework for determining whether, how much and when revenue is recognized. This involves certain key judgments relating to identification of distinct performance obligations, determination of transaction price of identified performance obligation, the appropriateness of the basis used to measure revenue recognized over a period. Additionally, the standard mandates robust disclosures in respect of revenue and periods over which the remaining performance obligations will be satisfied subsequent to the balance sheet date. The Company adopted Ind AS 115 and applied the available exemption provided therein, to not restate the comparative periods.

Our audit procedures on adoption of Ind AS 115, Revenue from contracts with Customers ('Ind AS 115'), which is the new revenue accounting standard, include –

- Evaluated the design and implementation of the processes and internal controls relating to implementation of the new revenue accounting standard;
- Evaluated the detailed analysis performed by management on revenue streams by selecting samples for the existing contracts with customers and considered revenue recognition policy in the current period in respect of those revenue streams;
- Evaluated the changes made to IT systems to reflect the changes required in revenue recognition as per the new accounting standard;
- Evaluated the cumulative effect adjustments as at 1 April 2018 for compliance with the new revenue standard; and
- Evaluated the appropriateness of the disclosures provided under the new revenue standard and assessed the completeness and mathematical accuracy of the relevant disclosures.

The Key audit Matters	How our audit addressed the key audit matter
<p>Evaluation of uncertain tax positions</p> <p>The Company operates in multiple jurisdictions and is subject to periodic challenges by local tax authorities on a range of tax matters during the normal course of business including transfer pricing and indirect tax matters. These involve significant management judgment to determine the possible outcome of the uncertain tax positions, consequently having an impact on related accounting and disclosures in the standalone financial statements.</p>	<p>Our audit procedures include the following substantive procedures:</p> <ul style="list-style-type: none"> • Obtained understanding of key uncertain tax positions; and • Read and analyzed select key correspondences, external legal opinions / consultations by management for key uncertain tax positions; • Discussed with appropriate senior management and evaluated management's underlying key assumptions in estimating the tax provisions; and • Assessed management's estimate of the possible outcome of the disputed cases.

Information Other than the Standalone Financial Statements and Auditor's Report Thereon

The Company's Board of Directors is responsible for the preparation of the other information. The other information comprises the information included in the Management Discussion and Analysis, Board's Report including Annexures to Board's Report, Corporate Governance and Shareholder's Information (hereinafter referred as "the Reports"), but does not include the standalone financial statements and our auditor's report thereon. The Reports is expected to be made available to us after the date of this auditor's report.

Our opinion on the Standalone financial statements does not cover the other information and we will not express any form of assurance conclusion thereon.

In connection with our audit of the Standalone financial statements, our responsibility is to read the other information identified above when it becomes available and, in doing so, consider whether the other information is materially inconsistent with the Standalone financial statements or our knowledge obtained in the audit, or otherwise appears to be materially misstated.

Responsibility of Management for Standalone Financial Statements

The Company's Board of Directors is responsible for the matters stated in section 134(5) of the Companies Act, 2013 ("the Act") with respect to the preparation of these Standalone financial statements that give a true and fair view of the financial position, financial performance, changes in equity and cash flows of the Company in accordance with the accounting principles

generally accepted in India, including the accounting Standards specified under section 133 of the Act. This responsibility also includes maintenance of adequate accounting records in accordance with the provisions of the Act for safeguarding of the assets of the Company and for preventing and detecting frauds and other irregularities; selection and application of appropriate implementation and maintenance of accounting policies; making judgments and estimates that are reasonable and prudent; and design, implementation and maintenance of adequate internal financial controls, that were operating effectively for ensuring the accuracy and completeness of the accounting records, relevant to the preparation and presentation of the Standalone financial statement that give a true and fair view and are free from material misstatement, whether due to fraud or error.

In preparing the Standalone financial statements, management is responsible for assessing the Company's ability to continue as a going concern, disclosing, as applicable, matters related to going concern and using the going concern basis of accounting unless management either intends to liquidate the Company or to cease operations, or has no realistic alternative but to do so.

Those Board of Directors are also responsible for overseeing the company's financial reporting process.

Auditor's Responsibilities for the Audit of the Standalone Financial Statements

Our objectives are to obtain reasonable assurance about whether the standalone financial statements as a

whole are free from material misstatement, whether due to fraud or error, and to issue an auditor's report that includes our opinion. Reasonable assurance is a high level of assurance, but is not a guarantee that an audit conducted in accordance with SAs will always detect a material misstatement when it exists. Misstatements can arise from fraud or error and are considered material if, individually or in the aggregate, they could reasonably be expected to influence the economic decisions of users taken on the basis of these standalone financial statements.

As part of an audit in accordance with SAs, we exercise professional judgment and maintain professional skepticism throughout the audit. We also:

- Identify and assess the risks of material misstatement of the standalone financial statements, whether due to fraud or error, design and perform audit procedures responsive to those risks, and obtain audit evidence that is sufficient and appropriate to provide a basis for our opinion. The risk of not detecting a material misstatement resulting from fraud is higher than for one resulting from error, as fraud may involve collusion, forgery, intentional omissions, misrepresentations, or the override of internal control.
- Obtain an understanding of internal control relevant to the audit in order to design audit procedures that are appropriate in the circumstances, but not for the purpose of expressing an opinion on whether the company has in place an adequate internal financial controls system over financial reporting and the operating effectiveness of such controls.
- Evaluate the appropriateness of accounting policies used and the reasonableness of accounting estimates and related disclosures made by management.
- Conclude on the appropriateness of management's use of the going concern basis of accounting and, based on the audit evidence obtained, whether a material uncertainty exists related to events or conditions that may cast significant doubt on the Company's ability to continue as a going concern. If we conclude that a material uncertainty exists, we are required to draw attention in our auditor's report to the related disclosures in the Standalone financial statements or, if such disclosures are

inadequate, to modify our opinion. Our conclusions are based on the audit evidence obtained up to the date of our auditor's report. However, future events or conditions may cause the Company to cease to continue as a going concern.

- Evaluate the overall presentation, structure and content of the Standalone financial statements, including the disclosures, and whether the Standalone financial statements represent the underlying transactions and events in a manner that achieves fair presentation.

We communicate with those charged with governance regarding, among other matters, the planned scope and timing of the audit and significant audit findings, including any significant deficiencies in internal control that we identify during our audit.

We also provide those charged with governance with a statement that we have complied with relevant ethical requirements regarding independence, and to communicate with them all relationships and other matters that may reasonably be thought to bear on our independence, and where applicable, related safeguards.

From the matters communicated with those charged with governance, we determine those matters that were of most significance in the audit of the Standalone financial statements of the current period and are therefore the key audit matters. We describe these matters in our auditor's report unless law or regulation precludes public disclosure about the matter or when, in extremely rare circumstances, we determine that a matter should not be communicated in our report because the adverse consequences of doing so would reasonably be expected to outweigh the public interest benefits of such communication.

Other Matters

The audited Standalone financial statements of the company for the corresponding period ended March 2018 included in these Standalone financial statements, have been audited by the predecessor auditors whose audit report dated May 18, 2018 expressed an unmodified opinion on those audited Standalone financial statements. Our opinion is not modified in respect of this matter.

Report on Other Legal and Regulatory Requirements

1. As required by the Companies (Auditor's Report) Order, 2016 ("the Order"), issued by the Central Government of India in terms of sub-section (11) of section 143 of the Companies Act, 2013, we give in the "Annexure A" statement on the matters specified in paragraphs 3 and 4 of the Order, to the extent applicable.
2. As required by Section 143(3) of the Act, we report that:
 - (a) We have sought and obtained all the information and explanations which to the best of our knowledge and belief were necessary for the purposes of our audit.
 - (b) In our opinion, proper books of account as required by law have been kept by the Company so far as it appears from our examination of those books.
 - (c) The Balance Sheet, the Statement of Profit and Loss, statement of changes in equity and the Cash Flow Statement dealt with by this Report are in agreement with the books of account.
 - (d) In our opinion, the aforesaid Standalone financial statements comply with the Indian Accounting Standards specified under Section 133 of the Act, read with Rule 7 of the Companies (Accounts) Rules, 2014.
 - (e) On the basis of the written representations received from the directors as on 31st March, 2019 taken on record by the Board of Directors, none of the directors is disqualified as on 31st March, 2019 from being appointed as a director in terms of Section 164 (2) of the Act.
 - (f) With respect to the adequacy of the internal financial controls over financial reporting of the Company and the operating effectiveness of such controls, refer to our separate Report in "Annexure B".
 - (g) With respect to the other matters to be included in the Auditor's Report in accordance with Rule 11 of the Companies (Audit and Auditors) Rules, 2014, in our opinion and to the best of our information and according to the explanations given to us:
 - i. The Company does not have any pending litigations which would impact its financial position other than disclosed in the standalone financial statement (Refer Note No. 42 of the standalone financial statement);
 - ii. The Company had made provision, as required under the applicable law or accounting standard, for material foreseeable losses on long-term contracts including derivative contracts (Refer Note No. 40 of the standalone financial statement); and
 - iii. There were no amounts which were required to be transferred to the Investor Education and Protection Fund by the Company

For Dewan P. N. Chopra & Co.

Chartered Accountants
Firm Regn. No. 000472N

Sandeep Dahiya

Partner
Membership No. 505371

Place: New Delhi
Date: 18 May 2019

Annexure – A

To the Independent Auditor's Report

(Referred to in paragraph - 1 under the heading of “Report on Other Legal and Regulatory Requirements” of our Report of even date.)

Based on the audit procedures performed for the purpose of reporting a true and fair view on the standalone financial statements of the Company and taking into consideration the information and explanations given to us and the books of account and other records examined by us in the normal course of audit and to the best of our knowledge and belief, we report that:-

- (i) (a) The company has maintained proper records showing full particulars including quantitative details and situation of property, plant and equipment.
- (b) The management has physically verified the property, plant and equipment at reasonable intervals and no material discrepancies were noticed on such verification.
- (c) The title deeds of immovable properties are held in the name of the Company.
- (ii) The management has physically verified the inventory at reasonable intervals and no material discrepancy was noticed on physical verification of stocks by the management as compared to book records.
- (iii) The company has granted loans, secured or unsecured to companies, firms, limited liability partnerships or other parties covered in the register maintained under section 189 of the Companies Act 2013.
 - (a) In our opinion, the rate of interest and other terms and conditions of such loans are not, prima facie, prejudicial to the company's interest.
 - (b) Based on information provided by the management, the loans are repayable on demand and hence we are unable to make specific comment on the regularity of repayment of principal & repayment of interest.
 - (c) Based on information provided by the management, the loans are repayable on demand and hence this paragraph is not applicable.
- (iv) In our opinion, in respect of loans, investments, guarantees, and security provisions of section 185 and 186 of the Companies Act, 2013 have been complied with.
- (v) The company has not accepted any deposits, hence the paragraph 3(v) of the order is not applicable.
- (vi) We have broadly reviewed the books of account maintained by the company pursuant to the Rules made by the Central Government for the maintenance of cost records under section 148 of the Act, and are of the opinion that prima facie, the prescribed accounts and records have been made and maintained. However, we have not, nor we are required, carried out details examination of such accounts and records.
- (vii)(a) On the basis of our examination of the records of the company, amounts deducted/accrued in the books of account in respect of undisputed statutory dues including provident fund, employees' state insurance, income-tax, goods and services tax, sales-tax, service tax, duty of customs, duty of excise, value added tax, cess and any other statutory dues have generally been regularly deposited during the year by the company with the appropriate authorities, though there has been a slight delay in a few cases, to the extent applicable to it.

In our opinion, except in below case, no undisputed amounts payable in respect of provident fund, income tax, goods and services tax, sales tax, value added tax, duty of customs, duty of excise, service tax, cess and other material statutory dues were in arrears as at 31 March 2019 for a period of more than six months from the date they became payable:

During the year, there are delay in payment of custom duty. Amount of ₹ 1,686.91 Lakhs is in arrear, as at the end of the year, for a period of more than 6 months from the date they become payable.

- (b) On the basis of our examination of the books of accounts and records, the details of dues of income tax or goods and services tax or sales tax or service tax or duty of customs or duty of excise or value added tax or cess which have not been deposited on account of any dispute are as under:

Name of the Statute	Nature of dues	Amount (₹ in Lakhs)	Period to which the amount relates	Forum where dispute is pending
Service tax	Service tax demand	1,401.63	September'2011 to March'2016	CESTAT, Allahabad
Himachal Pradesh Value Added Tax	Penalty for delayed payment of tax	70.04	FY 14	Himachal Pradesh tax Tribunal, Dharmshala
Himachal Pradesh Value Added Tax	Penalty for delayed payment of tax	19.48	FY 13	Deputy Excise and Taxation Commissioner cum Appellate Authority, Palampur
Income Tax Act	On account of reduction in the amount of tax incentive claimed by the company	4,014.44	Assessment year 2013-14, 2014-15 & 2015-16	CIT (A), Palampur
Building and Other Construction Workers Act	Labour cess on construction of MP Plant	61.11	FY 16 & FY 17	-

(Figures after adjustment of amount paid under protest)

- (viii) On the basis of our examination of the books of accounts and records and in our opinion, there is generally no default in repayment of loans or borrowings to a financial institution, bank, government or dues to debenture holders. There are no defaults as at the balance sheet date.
- (ix) In our opinion the Company did not raise any money by way of initial public offer or further public offer (including debt instruments) and term loans raised during the year have been applied for the purpose for which they were obtained.
- (x) In our opinion, no material fraud by the company or on the Company by its officers or employees has been noticed or reported during the course of our audit.
- (xi) In our opinion, the company has paid/provided for managerial remuneration in accordance with the requisite approvals mandated by the provisions of section 197 read with schedule V to the Companies Act.
- (xii) In our opinion, the Company is not a nidhi company. Hence, paragraph 3(xii) of the Order is not applicable.
- (xiii) Based on our examination of the records of the Company and in our opinion, transactions with the related parties are in compliance with sections 177 and 188 of the Act where applicable and details of such transactions have been disclosed in the Standalone financial statements as required by the applicable accounting standards.
- (xiv) Based on our examination of the records of the Company, the Company has not made any preferential allotment or private placement of shares or fully or partly convertible debentures during the year.
- (xv) Based on our examination of the records of the Company, the Company has not entered into non-cash transactions with directors or persons connected with him.
- (xvi) Based on our examination of the records of the Company, the Company is not required to be registered under section 45-IA of the Reserve Bank of India Act 1934.

For Dewan P. N. Chopra & Co.
Chartered Accountants
Firm Regn. No. 000472N

Sandeep Dahiya

Partner
Membership No. 505371

Place: New Delhi
Date: 18 May 2019

Annexure – B

To the Independent Auditor's Report

(Referred to in paragraph - 2(f) under the heading of “Report on Other Legal and Regulatory Requirements” of our Report of even date.)

Report on the Internal Financial Controls under Clause (i) of Sub-section 3 of Section 143 of the Companies Act, 2013 (“the Act”)

We have audited the internal financial controls over financial reporting of Inox Wind Limited (“the Company”) as of March 31, 2019 in conjunction with our audit of the standalone financial statements of the Company for the year ended on that date.

Management's Responsibility for Internal Financial Controls

The Company's management is responsible for establishing and maintaining internal financial controls based on the internal control over financial reporting criteria established by the Company considering the essential components of internal control stated in the Guidance Note on Audit of Internal Financial Controls Over Financial Reporting issued by the Institute of Chartered Accountants of India. These responsibilities include the design, implementation and maintenance of adequate internal financial controls that were operating effectively for ensuring the orderly and efficient conduct of its business, including adherence to company's policies, the safeguarding of its assets, the prevention and detection of frauds and errors, the accuracy and completeness of the accounting records, and the timely preparation of reliable financial information, as required under the Companies Act, 2013.

Auditors' Responsibility

Our responsibility is to express an opinion on the Company's internal financial controls over financial reporting based on our audit. We conducted our audit in accordance with the Guidance Note on Audit of Internal Financial Controls Over Financial Reporting (the “Guidance Note”) and the Standards on Auditing, issued by ICAI and deemed to be prescribed under section 143(10) of the Companies Act, 2013, to the extent applicable to an audit of internal financial controls, both

applicable to an audit of Internal Financial Controls and, both issued by the Institute of Chartered Accountants of India. Those Standards and the Guidance Note require that we comply with ethical requirements and plan and perform the audit to obtain reasonable assurance about whether adequate internal financial controls over financial reporting was established and maintained and if such controls operated effectively in all material respects.

Our audit involves performing procedures to obtain audit evidence about the adequacy of the internal financial controls system over financial reporting and their operating effectiveness. Our audit of internal financial controls over financial reporting included obtaining an understanding of internal financial controls over financial reporting, assessing the risk that a material weakness exists, and testing and evaluating the design and operating effectiveness of internal control based on the assessed risk. The procedures selected depend on the auditor's judgment, including the assessment of the risks of material misstatement of the Standalone financial statements, whether due to fraud or error.

We believe that the audit evidence we have obtained is sufficient and appropriate to provide a basis for our audit opinion on the Company's internal financial controls system over financial reporting.

Meaning of Internal Financial Controls over Financial Reporting

A company's internal financial control over financial reporting is a process designed to provide reasonable assurance regarding the reliability of financial reporting and the preparation of Standalone financial statements for external purposes in accordance with generally accepted accounting principles. A company's internal financial control over financial reporting includes those policies and procedures that (1) pertain to the maintenance of records that, in reasonable detail, accurately and fairly reflect the transactions and dispositions of the assets of the company; (2) provide

reasonable assurance that transactions are recorded as necessary to permit preparation of Standalone financial statements in accordance with generally accepted accounting principles, and that receipts and expenditures of the company are being made only in accordance with authorisations of management and directors of the company; and (3) provide reasonable assurance regarding prevention or timely detection of unauthorised acquisition, use, or disposition of the company's assets that could have a material effect on the Standalone financial statements.

Inherent Limitations of Internal Financial Controls Over Financial Reporting

Because of the inherent limitations of internal financial controls over financial reporting, including the possibility of collusion or improper management override of controls, material misstatements due to error or fraud may occur and not be detected. Also, projections of any evaluation of the internal financial controls over financial reporting to future periods are subject to the risk that the internal financial control over financial reporting may become inadequate because of changes in conditions, or that the degree of compliance with the policies or procedures may deteriorate.

Opinion

In our opinion, the Company has, in all material respects, an adequate internal financial controls system over financial reporting and such internal financial controls over financial reporting were operating effectively as at 31 March 2019 based on the internal control over financial reporting criteria established by the Company considering the essential components of internal control stated in the Guidance Note on Audit of Internal Financial Controls Over Financial Reporting issued by the Institute of Chartered Accountants of India.

For Dewan P. N. Chopra & Co.

Chartered Accountants

Firm Regn. No. 000472N

Sandeep Dahiya

Partner

Membership No. 505371

Place: New Delhi

Date: 18 May 2019

Standalone Balance Sheet

as at 31 March 2019

(₹ in Lakhs)

Particulars	Notes	As at 31 March, 2019	As at 31 March, 2018
ASSETS			
Non-current assets			
(a) Property, plant and equipment	5	43,579.94	45,559.20
(b) Capital work in progress		726.65	910.78
(c) Intangible assets	6	3,019.90	2,955.64
(d) Financial assets			
(i) Investments			
(a) Investments in subsidiary	7	37,362.54	38,604.44
(ii) Loans	9	149.85	227.44
(iii) Other non-current financial assets	10	136.03	72.69
(e) Deferred tax assets (net)	22	8,184.06	8,213.75
(f) Other non-current assets	11	13,334.10	9,030.81
Total non-current assets		106,493.07	105,574.75
Current assets			
(a) Inventories	12	52,833.78	64,881.58
(b) Financial assets			
(i) Other investments	8	11,881.12	9,994.40
(ii) Trade receivables	13	157,701.14	121,332.20
(iii) Cash and cash equivalents	14	461.66	2,835.53
(iv) Bank balances other than (iii) above	15	12,060.74	5,362.93
(v) Loans	9	23,586.15	16,145.96
(vi) Other current financial assets	10	3,394.75	2,748.42
(c) Income tax assets (net)	16	330.11	-
(d) Other current assets	11	8,346.97	8,810.87
Total current assets		270,596.42	232,111.89
Total assets		377,089.49	337,686.64
EQUITY AND LIABILITIES			
EQUITY			
(a) Equity share capital	17	22,191.82	22,191.82
(b) Other equity	18	178,890.01	178,757.67
Total equity		201,081.83	200,949.49
LIABILITIES			
Non-current liabilities			
(a) Financial liabilities			
(i) Borrowings	19	7,888.73	14,917.30
(ii) Other non-current financial liabilities	20	182.67	182.67
(b) Provisions	21	579.90	504.62
(c) Other non-current liabilities	23	1,743.89	2,088.86
Total non-current liabilities		10,395.19	17,693.45
Current liabilities			
(a) Financial liabilities			
(i) Borrowings	24	58,857.28	48,272.35
(ii) Trade Payables	25		
a) total outstanding dues of micro enterprises and small enterprises		163.10	171.70
b) total outstanding dues of creditors other than micro enterprises and small enterprises		63,830.90	28,023.37
(iii) Other current financial liabilities	20	12,192.89	11,823.03
(b) Other current liabilities	23	30,325.58	30,352.55
(c) Provisions	21	242.72	246.98
(d) Current tax liabilities (net)	26	-	153.72
Total current liabilities		165,612.47	119,043.70
Total equity and liabilities		377,089.49	337,686.64

The accompanying notes (1 to 54) are an integral part of the standalone financial statements
As per our report of even date attached

For Dewan P. N. Chopra & Co.

Chartered Accountants
Firm's Registration No 000472N

Sandeep Dahiya

Partner
Membership No 505371

For and on behalf of the Board of Directors

Devansh Jain

Whole-time Director
DIN: 01819331

Narayan Lodha

Chief Financial Officer

Kailash Tarachandani

Whole-time Director & CEO
DIN: 06388564

Deepak Banga

Company Secretary

Place : Noida
Date : 18 May 2019

Place : Noida
Date : 18 May 2019

Standalone Statement of Profit and Loss

for the year ended 31 March 2019

(₹ in Lakhs)

Particulars	Notes	2018-2019	2017-2018
Revenue			
Revenue from operations	27	134,548.47	21,243.49
Other income	28	4,561.54	3,441.21
Total Revenue (I)		139,110.01	24,684.70
Expenses			
Cost of materials consumed	29	91,935.43	4,704.11
EPC, O&M and Common infrastructure facility expenses	30	4,655.93	5,653.28
Changes in inventories of finished goods and work-in-progress	31	1,812.18	1,719.57
Employee benefits expense	32	6,313.94	6,406.36
Finance costs	33	11,233.27	13,901.89
Depreciation and amortisation expense	34	3,813.59	3,563.19
Other expenses	35	19,152.17	12,699.02
Total expenses (II)		138,916.51	48,647.42
Profit/(Loss) before tax (I-II=III)		193.50	(23,962.72)
Tax expense	41		
Current tax		41.71	-
MAT credit entitlement		(41.71)	-
Deferred tax		67.82	(8,120.96)
Taxation pertaining to earlier years		-	(125.01)
Total Tax expense (IV)		67.82	(8,245.97)
Profit/(Loss) for the year (III-IV=V)		125.68	(15,716.75)
Other Comprehensive income			
<u>A Items that will not be reclassified to profit or loss</u>			
Remeasurements of the defined benefit plans		93.73	185.20
Tax on above		(32.75)	(64.72)
<u>B Items that will be reclassified to profit or loss</u>			
Gains and (loss) on effective portion of hedging instruments in cash flow hedge		(83.49)	87.66
Tax on above		29.17	(30.63)
Total Other Comprehensive income (VI)		6.66	177.51
Total Comprehensive income for the year (V + VI)		132.34	(15,539.24)
Basic and diluted earnings/(loss) per equity share of ₹ 10 each (in ₹)	36	0.06	(7.08)

The accompanying notes (1 to 54) are an integral part of the standalone financial statements
As per our report of even date attached

For Dewan P. N. Chopra & Co.

Chartered Accountants

Firm's Registration No 000472N

Sandeep Dahiya

Partner

Membership No 505371

For and on behalf of the Board of Directors

Devansh Jain

Whole-time Director

DIN: 01819331

Narayan Lodha

Chief Financial Officer

Kailash Tarachandani

Whole-time Director & CEO

DIN: 06388564

Deepak Banga

Company Secretary

Place : Noida

Date : 18 May 2019

Place : Noida

Date : 18 May 2019

Standalone Statement of cash flows

for the year ended 31 March 2019

(₹ in Lakhs)

Particulars	2018-2019	2017-2018
Cash flows from operating activities		
Profit/(loss) for the year after tax	125.68	(15,716.75)
Adjustments for:		
Tax expense	67.82	(8,245.97)
Finance costs	11,233.27	13,901.89
Interest income	(2,926.29)	(2,746.11)
Gain on investments carried at FVTPL	(469.91)	(256.25)
Bad debts, remissions & liquidated damages	21.12	1,907.54
Allowance for expected credit losses	593.19	78.78
Depreciation and amortisation expenses	3,813.59	3,563.19
Unrealised foreign exchange gain (net)	(723.43)	(135.92)
Unrealised MTM (gain)/loss on financial assets & derivatives	(37.01)	(187.82)
Loss on sale / disposal of property, plant and equipment	19.80	-
	11,717.83	(7,837.42)
Movements in working capital:		
(Increase)/Decrease in Trade receivables	(36,983.25)	77,181.33
(Increase)/Decrease in Inventories	12,047.80	(30,954.81)
(Increase)/Decrease in Loans	77.59	(51.88)
(Increase)/Decrease in Other financial assets	(647.16)	(2,264.04)
(Increase)/Decrease in Other assets	(3,994.20)	(3,207.75)
Increase/(Decrease) in Trade payables	36,522.36	(34,834.54)
Increase/(Decrease) in Other financial liabilities	902.11	(801.68)
Increase/(Decrease) in Other liabilities	(371.94)	25,495.75
Increase/(Decrease) in Provisions	81.26	267.11
Cash generated from operations	19,352.40	22,992.07
Income taxes paid	(847.99)	(2,558.73)
Net cash generated from operating activities	18,504.41	20,433.34
Cash flows from investing activities		
Purchase of property, plant and equipment (including changes in capital WIP, capital creditors/advances)	(1,522.94)	(1,914.06)
Proceeds from disposal of property, plant and equipment	58.68	-
Purchase of non current investments	(1.00)	-
Sale/redemption of non current investments	-	5,582.50
Purchase of current investments	(4,007.00)	(5.00)
Sale/redemption of current investments	2,004.05	20,235.78
Interest received	3,191.24	8,602.84
Inter corporate deposits given	(39,477.65)	(60,021.12)
Inter corporate deposits received back	33,574.82	65,930.28
Movement in bank deposits	(6,733.59)	15,411.99
Net cash generated from/(used in) investing activities	(12,913.39)	53,823.21
Cash flows from financing activities		
Proceeds from borrowings-non current	-	18,000.00
Repayment of borrowings	(8,285.18)	(7,936.78)
Proceeds from/(repayment of) current borrowing (net)	11,138.63	(84,563.96)
Finance cost	(10,818.35)	(13,480.17)
Net cash generated from/(used in) financing activities	(7,964.90)	(87,980.91)
Net increase/(decrease) in cash and cash equivalents	(2,373.87)	(13,724.36)
Cash and cash equivalents at the beginning of the year	2,835.53	16,559.89
Cash and cash equivalents at the end of the year	461.66	2,835.53

Standalone Statement of cash flows

for the year ended 31 March 2019

Changes in liabilities arising from financing activities during the year ended 31 March 2019

(₹ in Lakhs)

Particulars	Current borrowings	Non-current borrowings	Equity Share Capital
Opening balance	48,319.12	23,259.99	22,191.82
Cash flows	11,138.63	(8,285.18)	-
Interest expense	4,942.25	2,142.69	-
Interest paid	(5,322.03)	(1,190.74)	-
Impact of exchange fluctuation	-	(516.70)	-
Closing balance	59,077.97	15,410.06	22,191.82

Changes in liabilities arising from financing activities during the year ended 31 March 2018

(₹ in Lakhs)

Particulars	Current borrowings	Non-current borrowings	Equity Share Capital
Opening balance	132,835.67	13,369.38	22,191.82
Cash flows	(84,563.96)	10,063.22	-
Interest expense	7,752.57	2,683.25	-
Interest paid	(7,705.16)	(3,217.01)	-
Impact of exchange fluctuation	-	361.15	-
Closing balance	48,319.12	23,259.99	22,191.82

Notes:

1. The above standalone statement of cash flows has been prepared and presented under the indirect method.
2. Components of cash and cash equivalents are as per Note 14
3. The accompanying notes are an integral part of the standalone financial statements

As per our report of even date attached

For Dewan P. N. Chopra & Co.

Chartered Accountants

Firm's Registration No 000472N

Sandeep Dahiya

Partner

Membership No 505371

For and on behalf of the Board of Directors

Devansh Jain

Whole-time Director

DIN: 01819331

Narayan Lodha

Chief Financial Officer

Kailash Tarachandani

Whole-time Director & CEO

DIN: 06388564

Deepak Banga

Company Secretary

Place : Noida

Date : 18 May 2019

Place : Noida

Date : 18 May 2019

Statement of changes in equity

for the year ended 31 March 2019

A. Equity share capital

(₹ in Lakhs)

Balance as at 1 April 2017	22,191.82
Changes in equity share capital during the year	-
Balance as at 31 March 2018	22,191.82
Changes in equity share capital during the year	-
Balance as at 31 March 2019	22,191.82

B. Other equity

(₹ in Lakhs)

Particulars	Reserves and surplus		Items of other comprehensive income	Total
	Securities premium reserve	Retained earnings	Cash flow hedge reserve	
Balance as at 1 April 2017	64,586.03	129,766.91	(56.03)	194,296.91
Additions during the year:				
Profit/(Loss) for the year	-	(15,716.75)	-	(15,716.75)
Other comprehensive income for the year, net of income tax (*)	-	120.48	57.03	177.51
Total comprehensive income for the year	-	(15,596.27)	57.03	(15,539.24)
Balance as at 31 March 2018	64,586.03	114,170.64	1.00	178,757.67
Additions during the year:				
Profit/(Loss) for the year	-	125.68	-	125.68
Other comprehensive income for the year, net of income tax (*)	-	60.98	(54.32)	6.66
Total comprehensive income for the year	-	186.66	(54.32)	132.34
Balance as at 31 March 2019	64,586.03	114,357.30	(53.32)	178,890.01

(*) Other comprehensive income for the year classified under retained earnings is in respect of remeasurement of defined benefit plans.

The accompanying notes are an integral part of the standalone financial statements

As per our report of even date attached

For Dewan P. N. Chopra & Co.

Chartered Accountants

Firm's Registration No 000472N

Sandeep Dahiya

Partner

Membership No 505371

Place : Noida

Date : 18 May 2019

For and on behalf of the Board of Directors

Devansh Jain

Whole-time Director

DIN: 01819331

Narayan Lodha

Chief Financial Officer

Place : Noida

Date : 18 May 2019

Kailash Tarachandani

Whole-time Director & CEO

DIN: 06388564

Deepak Banga

Company Secretary

Notes to the Standalone Financial Statements

for the year ended 31 March 2019

1. Company information

Inox wind Limited ("the Company") is a public limited company incorporated in India. The Company is engaged in the business of manufacture and sale of Wind Turbine Generators ("WTGs"). It also provides Erection, Procurement & Commissioning ("EPC"), Operations & Maintenance ("O&M") and Common Infrastructure Facilities services for WTGs and wind farm development services. The area of operations of the Company is within India. The Company's parent company is Gujarat Fluorochemicals Limited and its ultimate holding company is Inox Leasing and Finance Limited. The shares of the Company are listed on the Bombay Stock Exchange and the National Stock Exchange of India.

The Company's registered office is located at Plot No.1, Khasra No.264-267 Industrial Area, Near Power house Village Basal Dist. Una, Himachal Pradesh, India and the particulars of its other offices and plants are disclosed in the annual report.

2. Statement of compliance and basis of preparation and presentation

2.1 Statement of Compliance

These financial statements are the separate financial statements of the Company (also called standalone financial statements) and comply in all material aspects with the Indian Accounting Standards ("Ind AS") notified under section 133 of the Companies Act, 2013 ("the Act") and other relevant provisions of the Act.

2.2 Basis of Measurement

These financial statements are presented in Indian Rupees (INR), which is also the Company's functional currency. All amounts have been rounded-off to the nearest Lakhs, unless otherwise indicated.

These financial statements have been prepared on the historical cost basis except for certain financial instruments that are measured at fair values at the end of each reporting period, as explained in the significant accounting policies.

Historical cost is generally based on the fair value of the consideration given in exchange for goods and services.

Fair value is the price that would be received to sell an asset or paid to transfer a liability in an orderly transaction between market participants at the measurement date, regardless of whether that price is directly observable or estimated using another valuation technique. In estimating the fair value of an asset or a liability, the Company takes into account the characteristics of the asset or liability if market participants would take those characteristics into account when pricing the asset or liability at the measurement date. Fair value for measurement and/or disclosure purposes in these financial statements is determined on such a basis, except for leasing transactions that are within the scope of Ind AS 17, and measurements that have some similarities to fair value but are not fair value, such as net realisable value in Ind AS 2 or value in use in Ind AS 36.

In addition, for financial reporting purposes, fair value measurements are categorised into Level 1, 2, or 3 based on the degree to which the inputs to the fair value measurements are observable and the significance of the inputs to the fair value measurement in its entirety, which are described as follows:

- Level 1 inputs are quoted prices (unadjusted) in active markets for identical assets or liabilities that the entity can access at the measurement date;
- Level 2 inputs are inputs, other than quoted prices included within Level 1, that are observable for the asset or liability, either directly or indirectly; and
- Level 3 inputs are unobservable inputs for the asset or liability.

2.3 Basis of Preparation and Presentation

Accounting Policies have been consistently applied except where a newly issued accounting standards initially adopted or a revision to an existing accounting standard requires a change in the accounting policies hitherto in use.

The financial statements have been prepared on accrual and going concern basis.

Notes to the Standalone Financial Statements

for the year ended 31 March 2019

Any asset or liability is classified as current if it satisfies any of the following conditions:

- the asset/liability is expected to be realized/ settled in the Company's normal operating cycle;
- the asset is intended for sale or consumption;
- the asset/liability is held primarily for the purpose of trading;
- the asset/liability is expected to be realized/ settled within twelve months after the reporting period;
- the asset is cash or cash equivalent unless it is restricted from being exchanged or used to settle a liability for at least twelve months after the reporting date;
- in the case of a liability, the Company does not have an unconditional right to defer settlement of the liability for at least twelve months after the reporting date.

All other assets and liabilities are classified as non-current.

For the purpose of current/non-current classification of assets and liabilities, the Company has ascertained its normal operating cycle as twelve months. This is based on the nature of products and services and the time between the acquisition of assets or inventories for processing and their realisation in cash and cash equivalents.

These financial statements were authorized for issue by the Company's Board of Directors on 18 May 2019

2.4 Particulars of investments in subsidiaries are as under:

Name of the investee	Principal place of business and country of incorporation	Proportion of the ownership interest and voting rights
Inox Wind Infrastructure Services Limited	India	100%

The above investment is carried at cost – refer Note 4.

3. Significant Accounting Policies

3.1 Revenue recognition

Effective April 1, 2018, the Company has applied Ind AS 115 which establishes a comprehensive framework for determining whether, how much and when revenue is to be recognised. Ind AS 115 replaces Ind AS 18 Revenue and Ind AS 11 Construction Contracts. The Company has adopted Ind AS 115 using the cumulative effect method. The effect of initially applying this standard is recognised at the date of initial application (i.e. April 1, 2018). The standard is applied retrospectively only to contracts that are not completed as at the date of initial application and the comparative information in the statement of profit and loss is not restated – i.e. the comparative information continues to be reported under Ind AS 18 and Ind AS 11. Refer note 3.1 – Significant accounting policies – Revenue recognition in the Annual report of the Company for the year ended March 31, 2018, for the revenue recognition policy as per Ind AS 18 and Ind AS 11. No impact of the adoption of the standard on the financial statements of the Company.

Revenue is recognised upon transfer of control of promised products or services to customers in an amount that reflects the consideration which the Company expects to receive in exchange for those products or services.

- Revenue from time and material and job contracts is recognised on output basis measured by units delivered, efforts expended, number of transactions processed, etc.
- Revenue related to fixed price maintenance and support services contracts where the Company is standing ready to provide services is recognised based on time elapsed mode and revenue is straight lined over the period of performance.
- Revenue from the sale of WTGs is recognised at over the time when the significant risks and rewards of the ownership have been transferred to the buyers and there is no continuing effective control over the goods or managerial involvement with the goods. Revenue from sale

Notes to the Standalone Financial Statements

for the year ended 31 March 2019

of WTGs is recognised on supply in terms of the respective contracts. Revenue from sale of power is recognised on the basis of actual units generated and transmitted to the purchaser.

- Revenue from services rendered is recognised in profit or loss in proportion to the stage of completion of transaction at the reporting date and when the costs incurred for the transactions and the costs to complete the transaction can be measured reliably, as under:

Revenue from EPC is recognized point in time on the basis of stage of completion by reference to surveys of work performed. Revenue from operations and maintenance and common infrastructure facilities contracts is recognised over the time proportionally over the period of the contract, on a straight-line basis. Revenue from wind farm development is recognized point in time when the wind farm site is developed and transferred to the customers in terms of the respective contracts.

- Revenue is measured at the fair value of the consideration received or receivable and is recognised when it is probable that the economic benefits associated with the transaction will flow to the Company and the amount of income can be measured reliably. Revenue is net of returns and is reduced for rebates, trade discounts, refunds and other similar allowances. Revenue is net of goods and service tax.
- Revenue is measured based on the transaction price, which is the consideration, adjusted for volume discounts, service level credits, performance bonuses, price concessions and incentives, if any, as specified in the contract with the customer.
- Revenue also excludes taxes collected from customers. Revenue from subsidiaries is recognised based on transaction price which is at arm's length. Contract assets are recognised when there is excess of revenue earned over billings on contracts.
- Contract assets are classified as unbilled receivables (only act of invoicing is pending) when there is unconditional right to receive

cash, and only passage of time is required, as per contractual terms.

- Unearned and deferred revenue ("contract liability") is recognised when there is billings in excess of revenues.
- The billing schedules agreed with customers include periodic performance based payments and / or milestone based progress payments. Invoices are payable within contractually agreed credit period.
- In accordance with Ind AS 37, the Company recognises an onerous contract provision when the unavoidable costs of meeting the obligations under a contract exceed the economic benefits to be received.
- Contracts are subject to modification to account for changes in contract specification and requirements. The Company reviews modification to contract in conjunction with the original contract, basis which the transaction price could be allocated to a new performance obligation, or transaction price of an existing obligation could undergo a change. In the event transaction price is revised for existing obligation, a cumulative adjustment is accounted for.

Use of significant judgments in revenue recognition

- The Company's contracts with customers could include promises to transfer multiple products and services to a customer. The Company assesses the products / services promised in a contract and identifies distinct performance obligations in the contract. Identification of distinct performance obligation involves judgment to determine the deliverables and the ability of the customer to benefit independently from such deliverables.
- The Company uses judgment to determine an appropriate standalone selling price for a performance obligation. The Company allocates the transaction price to each performance obligation on the basis of the relative standalone selling price of each distinct product or service

Notes to the Standalone Financial Statements

for the year ended 31 March 2019

promised in the contract. Where standalone selling price is not observable, the Company uses the expected cost plus margin approach to allocate the transaction price to each distinct performance obligation.

- The Company exercises judgment in determining whether the performance obligation is satisfied at a point in time or over a period of time. The Company considers indicators such as how customer consumes benefits as services are rendered or who controls the asset as it is being created or existence of enforceable right to payment for performance to date and alternate use of such product or service, transfer of significant risks and rewards to the customer, acceptance of delivery by the customer, etc.
- Revenue for fixed-price contract is recognised using percentage-of-completion method. The Company uses judgment to estimate the future cost-to-completion of the contracts which is used to determine the degree of completion of the performance obligation.
- Contract fulfilment costs are generally expensed as incurred except for certain software licence costs which meet the criteria for capitalisation. Such costs are amortised over the contractual period or useful life of licence whichever is less. The assessment of this criteria requires the application of judgment, in particular when considering if costs generate or enhance resources to be used to satisfy future performance obligations and whether costs are expected to be recovered.

Dividend income is recorded when the right to receive payment is established. Interest income is recognised using the effective interest method.

3.2 Government grants

Government grants are recognised when there is reasonable assurance that they will be received and the Company will comply with the conditions associated with the grants.

Government grants in the form of non-monetary asset given at a concessional rate is accounted

for at their fair value. The related grant is presented as deferred income and subsequently transferred to profit or loss as other income on a systematic and rational basis. Grants that compensate the company for expenses incurred are recognised in profit or loss, either as other income or deducted in reporting the related expense, as appropriate, on a systematic basis over the periods in which the Company recognises as expenses the related costs for which the grants are intended to compensate. Government grants that are receivable as compensation for expenses or losses already incurred or for the purpose of giving immediate financial support to the Company with no future related costs are recognised in profit or loss in the period in which they become receivable.

3.3 Leasing

Leases are classified as finance leases whenever the terms of the lease transfer substantially all the risks and rewards of ownership to the lessee. All other leases are classified as operating leases. The leasing transaction of the Company comprise of only operating leases.

3.3.1 The company as lessee

Payments made under operating leases are generally recognised in profit or loss on a straight-line basis over the term of the lease unless such payments are structured to increase in line with the expected general inflation to compensate for the lessors' expected inflationary cost increases. Contingent rentals arising under operating leases are recognised as an expense in the period in which they are incurred.

3.4 Foreign currency transactions and translation

In preparing the financial statements of the Company, transactions in currencies other than the Company's functional currency (foreign currencies) are recognised at the rates of exchange prevailing at the dates of the transactions. At the end of each reporting period, foreign currency monetary items are translated using the closing rates. Non-monetary items measured at historical cost in a foreign currency are translated using the exchange

Notes to the Standalone Financial Statements

for the year ended 31 March 2019

rate at the date of the transaction and are not translated. Non-monetary items measured at fair value that are denominated in foreign currency are translated using the exchange rates at the date when the fair value was measured.

Exchange differences on monetary items are recognised in profit or loss in the period in which they arise except for:

- exchange differences on foreign currency borrowings relating to assets under construction for future use, which are included in the cost of those assets when they are regarded as an adjustment to interest costs on those foreign currency borrowings; and
- exchange differences on transactions entered into in order to hedge certain foreign currency risks (refer Note 3.14 below for hedging accounting policies).

3.5 Borrowing costs

Borrowing costs directly attributable to the acquisition, construction or production of qualifying assets, which are assets that necessarily take a substantial period of time to get ready for their intended use or sale, are added to the cost of those assets, until such time as the assets are substantially ready for their intended use or sale.

Interest income earned on the temporary investment of specific borrowings pending their expenditure on qualifying assets is deducted from the borrowing costs eligible for capitalisation.

All other borrowing costs are recognised in profit or loss in the period in which they are incurred.

3.6 Employee benefits

3.6.1 Retirement benefit costs

Recognition and measurement of defined contribution plans:

Payments to defined contribution retirement benefit plan viz. government administered provident funds and pension schemes are recognised as an expense when employees have rendered service entitling them to the contributions.

Recognition and measurement of defined benefit plans:

For defined benefit plan, the cost of providing benefits is determined using the projected unit credit method, with actuarial valuations being carried out at the end of each reporting period. Remeasurement, comprising actuarial gains and losses, the effect of the changes to the asset ceiling (if applicable) and the return on plan assets (excluding net interest), is reflected immediately in the balance sheet with a charge or credit recognised in other comprehensive income in the period in which they occur. Remeasurement recognised in other comprehensive income is reflected immediately in retained earnings and is not reclassified to profit or loss. Past service cost is recognised in profit or loss in the period of a plan amendment. Net interest is calculated by applying the discount rate to the net defined benefit plan at the start of the reporting period, taking account of any change in the net defined benefit plan during the year as a result of contributions and benefit payments. Defined benefit costs are categorised as follows:

- service cost (including current service cost, past service cost, as well as gains and losses on curtailments and settlements);
- net interest expense or income; and
- remeasurement

The Company presents the first two components of defined benefit costs in profit or loss in the line item 'Employee benefits expense'. Curtailment gains and losses are accounted for as past service costs.

The retirement benefit obligation recognised in the standalone balance sheet represents the actual deficit or surplus in the Company's defined benefit plans. Any surplus resulting from this calculation is limited to the present value of any economic benefits available in the form of refunds from the plans or reductions in future contributions to the plans.

Notes to the Standalone Financial Statements

for the year ended 31 March 2019

3.6.2 Short-term and other long-term employee benefits

A liability is recognised for benefits accruing to employees in respect of wages and salaries, annual leave and sick leave, bonus etc. in the period the related service is rendered at the undiscounted amount of the benefits expected to be paid in exchange for that service.

Liabilities recognised in respect of short-term employee benefits are measured at the undiscounted amount of the benefits expected to be paid in exchange for the related service.

Liabilities recognised in respect of other long-term employee benefits are measured at the present value of the estimated future cash outflows expected to be made by the Company in respect of services provided by employees up to the reporting date.

3.7 Taxation

Income tax expense represents the sum of the tax currently payable and deferred tax.

3.7.1 Current tax

The tax currently payable is based on taxable profit for the year. Taxable profit differs from 'profit before tax' as reported in the Standalone Statement of Profit and Loss because of items of income or expense that are taxable or deductible in other years, items that are never taxable or deductible and tax incentives. The Company's current tax is calculated using tax rates that have been enacted or substantively enacted by the end of the reporting period.

3.7.2 Deferred tax

Deferred tax is recognised on temporary differences between the carrying amounts of assets and liabilities in the standalone financial statements and the corresponding tax bases used in the computation of taxable profit. Deferred tax liabilities are generally recognised for all taxable temporary differences. Deferred tax assets are generally recognised for all deductible temporary differences to the extent that it is probable that taxable profits will

be available against which those deductible temporary differences can be utilised. Such deferred tax assets and liabilities are not recognised if the temporary difference arises from the initial recognition (other than in a business combination) of assets and liabilities in a transaction that affects neither the taxable profit nor the accounting profit. In addition, deferred tax liabilities are not recognised if the temporary difference arises from the initial recognition of goodwill.

Deferred tax liabilities are recognised for taxable temporary differences associated with investments in subsidiaries, except where the Company is able to control the reversal of the temporary difference and it is probable that the temporary difference will not reverse in the foreseeable future. Deferred tax assets arising from deductible temporary differences associated with such investments are only recognised to the extent that it is probable that there will be sufficient taxable profits against which the benefits of the temporary differences can be utilised and they are expected to reverse in the foreseeable future.

The carrying amount of deferred tax assets is reviewed at the end of each reporting period and reduced to the extent that it is no longer probable that sufficient taxable profits will be available to allow all or part of the asset to be recovered.

Deferred tax liabilities and assets are measured at the tax rates that are expected to apply in the period in which the liability is settled or the asset realised, based on tax rates (and tax laws) that have been enacted or substantively enacted by the end of the reporting period.

The measurement of deferred tax liabilities and assets reflects the tax consequences that would follow from the manner in which the Company expects, at the end of the reporting period, to recover or settle the carrying amount of its assets and liabilities.

3.7.3 Presentation of current and deferred tax

Current and deferred tax are recognised in profit or loss, except when they relate to items that

Notes to the Standalone Financial Statements

for the year ended 31 March 2019

are recognised in other comprehensive income or directly in equity, in which case, the current and deferred tax are also recognised in other comprehensive income or directly in equity respectively. Where current tax or deferred tax arises from the initial accounting for a business combination, the tax effect is included in the accounting for the business combination.

The Company offsets current tax assets and current tax liabilities, where it has a legally enforceable right to set off the recognized amounts and where it intends either to settle on a net basis, or to realize the asset and settle the liability simultaneously. In case of deferred tax assets and deferred tax liabilities, the same are offset if the Company has a legally enforceable right to set off corresponding current tax assets against current tax liabilities and the deferred tax assets and deferred tax liabilities relate to income taxes levied by the same tax authority on the Company.

3.8 Property, plant and equipment

An item of property, plant and equipment that qualifies as an asset is measured on initial recognition at cost. Following initial recognition, Property, Plant and Equipment (PPE) are carried at cost, as reduced by accumulated depreciation and impairment losses, if any.

The Company identifies and determines cost of each part of an item of property, plant and equipment separately, if the part has a cost which is significant to the total cost of that item of property, plant and equipment and has useful life that is materially different from that of the remaining item.

Cost comprises of purchase price / cost of construction, including non-refundable taxes or levies and any expenses attributable to bring the PPE to its working condition for its intended use. Project pre-operative expenses and expenditure incurred during construction period are capitalized to various eligible PPE. Borrowing costs directly attributable to acquisition or construction of qualifying PPE are capitalised.

Spare parts, stand-by equipment and servicing equipment that meet the definition of property,

plant and equipment are capitalized at cost and depreciated over their useful life. Costs in nature of repairs and maintenance are recognized in the Statement of Profit and Loss as and when incurred.

Cost of assets not ready for intended use, as on the Balance Sheet date, is shown as capital work in progress. Advances given towards acquisition of fixed assets outstanding at each Balance Sheet date are disclosed as Other Non-current assets.

Depreciation is recognised so as to write off the cost of PPE (other than freehold land and properties under construction) less their residual values over their useful lives, using the straight-line method. The useful lives prescribed in Schedule II to the Companies Act, 2013 are considered as the minimum lives. If the management's estimate of the useful life of property, plant and equipment at the time of acquisition of the asset or of the remaining useful life on a subsequent review is shorter than that envisaged in the aforesaid schedule, depreciation is provided at a higher rate based on the management's estimate of the useful life/remaining useful life. The estimated useful lives, residual values and depreciation method are reviewed at the end of each reporting period, with the effect of any changes in estimate accounted for on a prospective basis.

PPE are depreciated over its estimated useful lives, determined as under:

- Freehold land is not depreciated.
- On other items of PPE, on the basis of useful life as per Part C of Schedule II to the Companies Act, 2013.

The management believes that these estimated useful lives are realistic and reflect fair approximation of the period over which the assets are likely to be used.

An item of property, plant and equipment is derecognised upon disposal or when no future economic benefits are expected to arise from its use or disposal. Any gain or loss arising on the disposal or retirement of an item of property, plant and equipment is determined as the difference between the sales proceeds and the carrying amount of the asset and is recognised in profit or loss.

Notes to the Standalone Financial Statements

for the year ended 31 March 2019

3.9 Intangible assets

Intangible assets with finite useful lives that are acquired separately are carried at cost less accumulated amortisation and accumulated impairment losses. Amortisation is recognised on a straight-line basis over their estimated useful lives. The estimated useful life and amortisation method are reviewed at the end of each reporting period, with the effect of any changes in estimate being accounted for on a prospective basis. Intangible assets with indefinite useful lives that are acquired separately are carried at cost less accumulated impairment losses.

Intangible assets acquired in a business combination and recognised separately from goodwill are initially recognised at their fair value at the acquisition date (which is regarded as their cost). Subsequent to initial recognition, intangible assets acquired in a business combination are reported at cost less accumulated amortisation and impairment losses, on the same basis as intangible assets as above.

An intangible asset is derecognised on disposal, or when no future economic benefits are expected from use or disposal. Gains or losses arising from derecognition of an intangible asset, measured as the difference between the net disposal proceeds and the carrying amount of the asset, are recognised in profit or loss when the asset is derecognised.

Estimated useful lives of intangible assets

Estimated useful lives of the intangible assets are as follows:

- | | |
|----------------------|----------|
| • Technical know-how | 10 years |
| • Operating software | 3 years |
| • Other Software | 6 years |

3.10 Impairment of tangible and intangible assets other than goodwill

At the end of each reporting period, the Company reviews the carrying amounts of its tangible and intangible assets (other than goodwill) to determine whether there is any indication that those assets have suffered an impairment loss. If any such indication exists, the recoverable amount of the asset is estimated in order to determine the extent

of the impairment loss (if any). When it is not possible to estimate the recoverable amount of an individual asset, the Company estimates the recoverable amount of the cash-generating unit to which the asset belongs. When a reasonable and consistent basis of allocation can be identified, corporate assets are also allocated to individual cash-generating units, or otherwise they are allocated to the smallest group of cash-generating units for which a reasonable and consistent allocation basis can be identified.

Recoverable amount is the higher of fair value less costs of disposal and value in use. In assessing value in use, the estimated future cash flows are discounted to their present value using a pre-tax discount rate that reflects current market assessments of the time value of money and the risks specific to the asset for which the estimates of future cash flows have not been adjusted. If it is not possible to measure fair value less cost of disposal because there is no basis for making a reliable estimate of the price at which an orderly transaction to sell the asset would take place between market participants at the measurement dates under market conditions, the asset's value in use is used as recoverable amount.

If the recoverable amount of an asset (or cash-generating unit) is estimated to be less than its carrying amount, the carrying amount of the asset (or cash-generating unit) is reduced to its recoverable amount. An impairment loss is recognised immediately in profit or loss.

When an impairment loss subsequently reverses, the carrying amount of the asset (or cash-generating unit) is increased to the revised estimate of its recoverable amount, to the extent that the increased carrying amount does not exceed the carrying amount that would have been determined had no impairment loss been recognised for the asset (or cash-generating unit) in prior years. A reversal of an impairment loss is recognised immediately in profit or loss.

3.11 Inventories

Inventories are valued at lower of the cost and net realisable value. Cost is determined using weighted average cost basis.

Notes to the Standalone Financial Statements

for the year ended 31 March 2019

Cost of inventories comprises all costs of purchase, duties and taxes (other than those subsequently recoverable from tax authorities) and all other costs incurred in bringing the inventory to their present location and condition.

Cost of finished goods and work-in-progress includes the cost of materials, conversion costs, an appropriate share of fixed and variable production overheads and other costs incurred in bringing the inventories to their present location and condition. Closing stock of imported materials include customs duty payable thereon, wherever applicable. Net realisable value represents the estimated selling price in the ordinary course of business less the estimated costs of completion and the estimated costs necessary to make the sale.

3.12 Provisions and contingencies

The Company recognizes provisions when a present obligation (legal or constructive) as a result of a past event exists and it is probable that an outflow of resources embodying economic benefits will be required to settle such obligation and the amount of such obligation can be reliably estimated.

The amount recognised as a provision is the best estimate of the consideration required to settle the present obligation at the end of the reporting period, taking into account the risks and uncertainties surrounding the obligation. If the effect of time value of money is material, provisions are discounted using a current pre-tax rate that reflects, when appropriate, the risks specific to the liability. When discounting is used, the increase in the provision due to the passage of time is recognised as a finance cost.

A disclosure for a contingent liability is made when there is a possible obligation or a present obligation that may, but probably will not require an outflow of resources embodying economic benefits or the amount of such obligation cannot be measured reliably. When there is a possible obligation or a present obligation in respect of which likelihood of outflow of resources embodying economic benefits is remote, no provision or disclosure is made.

Contingent liabilities acquired in a business combination are initially measured at fair value

at the acquisition date. At the end of subsequent period, such contingent liabilities are measured at the higher of the amounts that would be recognised in accordance with Ind AS 37 Provisions, Contingent Liabilities and Contingent Assets and the amount initially recognised less cumulative amortisation recognised in accordance with Ind AS 18 Revenue, if any.

3.13 Financial instruments

Financial assets and financial liabilities are recognised when the Company becomes a party to the contractual provisions of the instruments. Financial assets and financial liabilities are initially measured at fair value. Transaction costs that are directly attributable to the acquisition or issue of financial assets and financial liabilities (other than financial assets and financial liabilities at fair value through profit or loss) are added to or deducted from the fair value of the financial assets or financial liabilities, as appropriate, on initial recognition. Transaction costs directly attributable to the acquisition of financial assets or financial liabilities at fair value through profit or loss are recognised immediately in profit or loss.

A] Financial assets

a) Initial recognition and measurement:

Financial assets are recognised when the Company becomes a party to the contractual provisions of the instrument. On initial recognition, a financial asset is recognised at fair value, in case of financial assets which are recognised at fair value through profit and loss (FVTPL), its transaction costs are recognised in the Statement of Profit and Loss. In other cases, the transaction costs are attributed to the acquisition value of the financial asset.

b) Effective interest method:

The effective interest method is a method of calculating the amortised cost of a debt instrument and of allocating interest income over the relevant period. The effective interest rate is the rate that

Notes to the Standalone Financial Statements

for the year ended 31 March 2019

exactly discounts estimated future cash receipts (including all fees and points paid or received that form an integral part of the effective interest rate, transaction costs and other premiums or discounts) through the expected life of the debt instrument, or, where appropriate, a shorter period, to the net carrying amount on initial recognition.

Income is recognised on an effective interest basis for debt instruments other than those financial assets classified as at FVTPL. Interest income is recognised in profit or loss and is included in the "Other income" line item.

c) Subsequent measurement:

For subsequent measurement, the Company classifies a financial asset in accordance with the below criteria:

- i. The Company's business model for managing the financial asset and
- ii. The contractual cash flow characteristics of the financial asset.

Based on the above criteria, the Company classifies its financial assets into the following categories:

i. Financial assets measured at amortized cost:

A financial asset is measured at the amortized cost if both the following conditions are met:

- a) The Company's business model objective for managing the financial asset is to hold financial assets in order to collect contractual cash flows, and
- b) The contractual terms of the financial asset give rise on specified dates to cash flows that are solely payments of principal and interest on the principal amount outstanding.

This category applies to cash and bank balances, trade receivables, loans

other financial assets and certain investments of the Company. Such financial assets are subsequently measured at amortized cost using the effective interest method.

The amortized cost of a financial asset is also adjusted for loss allowance, if any.

ii. Financial assets measured at FVTOCI:

A financial asset is measured at FVTOCI if both of the following conditions are met:

- a) The Company's business model objective for managing the financial asset is achieved both by collecting contractual cash flows and selling the financial assets and
- b) The contractual terms of the financial asset give rise on specified dates to cash flows that are solely payments of principal and interest on the principal amount outstanding.

Investments in equity instruments classified under financial assets are initially measured at fair value. The Company may, on initial recognition, irrevocably elect to measure the same either at FVTOCI or FVTPL. The Company makes such election on an instrument-by-instrument basis. Fair value changes on an equity instrument are recognised as other income in the Statement of Profit and Loss unless the Company has elected to measure such instrument at FVTOCI.

This category does not apply to any of the financial assets of the Company other than the derivative instrument for the cash flow hedges.

iii. Financial assets measured at FVTPL:

A financial asset is measured at FVTPL unless it is measured at amortized cost or at FVTOCI as explained above.

Notes to the Standalone Financial Statements

for the year ended 31 March 2019

This is a residual category applied to all other investments of the Company. Such financial assets are subsequently measured at fair value at each reporting date. Fair value changes are recognized in the Statement of Profit and Loss. Dividend income on the investments in equity instruments are recognised as 'other income' in the Statement of Profit and Loss.

d) Foreign exchange gains and losses:

The fair value of financial assets denominated in a foreign currency is determined in that foreign currency and translated at the spot rate at the end of each reporting period.

For foreign currency denominated financial assets measured at amortised cost and FVTPL, the exchange differences are recognised in profit or loss except for those which are designated as hedging instruments in a hedging relationship.

e) Derecognition:

A financial asset (or, where applicable, a part of a financial asset or part of a group of similar financial assets) is derecognized (i.e. removed from the Company's Balance Sheet) when any of the following occurs:

- i. The contractual rights to cash flows from the financial asset expires;
- ii. The Company transfers its contractual rights to receive cash flows of the financial asset and has substantially transferred all the risks and rewards of ownership of the financial asset;
- iii. The Company retains the contractual rights to receive cash flows but assumes a contractual obligation to pay the cash flows without material delay to one or more recipients under a 'pass-through' arrangement (thereby substantially transferring all the risks and rewards of ownership of the financial asset);

- iv. The Company neither transfers nor retains substantially all risk and rewards of ownership and does not retain control over the financial asset.

In cases where Company has neither transferred nor retained substantially all of the risks and rewards of the financial asset, but retains control of the financial asset, the Company continues to recognize such financial asset to the extent of its continuing involvement in the financial asset. In that case, the Company also recognizes an associated liability.

The financial asset and the associated liability are measured on a basis that reflects the rights and obligations that the Company has retained.

On derecognition of a financial asset, the difference between the asset's carrying amount and the sum of the consideration received and receivable and the cumulative gain or loss that had been recognised in other comprehensive income and accumulated in equity is recognised in profit or loss if such gain or loss would have otherwise been recognised in profit or loss on disposal of that financial asset.

f) Impairment of financial assets:

The Company applies expected credit losses (ECL) model for measurement and recognition of loss allowance on the following:

- i. Trade receivables
- ii. Financial assets measured at amortized cost (other than trade receivables)
- iii. Financial assets measured at fair value through other comprehensive income (FVTOCI)

In case of trade receivables, the Company follows a simplified approach wherein an amount equal to lifetime ECL is measured and recognized as loss allowance.

Notes to the Standalone Financial Statements

for the year ended 31 March 2019

In case of other assets (listed as ii and iii above), the Company determines if there has been a significant increase in credit risk of the financial asset since initial recognition. If the credit risk of such assets has not increased significantly, an amount equal to 12-month ECL is measured and recognized as loss allowance. However, if credit risk has increased significantly, an amount equal to lifetime ECL is measured and recognized as loss allowance.

Subsequently, if the credit quality of the financial asset improves such that there is no longer a significant increase in credit risk since initial recognition, the Company reverts to recognizing impairment loss allowance based on 12-month ECL.

ECL is the difference between all contractual cash flows that are due to the Company in accordance with the contract and all the cash flows that the entity expects to receive (i.e., all cash shortfalls), discounted at the original effective interest rate.

12-month ECL are a portion of the lifetime ECL which result from default events that are possible within 12 months from the reporting date. Lifetime ECL are the expected credit losses resulting from all possible default events over the expected life of a financial asset.

ECL are measured in a manner that they reflect unbiased and probability weighted amounts determined by a range of outcomes, taking into account the time value of money and other reasonable information available as a result of past events, current conditions and forecasts of future economic conditions.

As a practical expedient, the Company uses a provision matrix to measure lifetime ECL on its portfolio of trade receivables. The provision matrix is prepared based on historically observed default rates over the expected life of trade receivables and is adjusted for forward-looking estimates.

At each reporting date, the historically observed default rates and changes in the forward-looking estimates are updated.

ECL impairment loss allowance (or reversal) recognized during the period is recognized as expense/income in the Statement of Profit and Loss under the head 'Other expenses'/'Other income'.

[B] Financial liabilities and equity instruments

Debt and equity instruments issued by the Company are classified as either financial liabilities or as equity in accordance with the substance of the contractual arrangements and the definitions of a financial liability and an equity instrument.

i. Equity instruments:

An equity instrument is any contract that evidences a residual interest in the assets of an entity after deducting all of its liabilities. Equity instruments issued by the Company are recognised at the proceeds received, net of direct issue costs.

Repurchase of the Company's own equity instruments is recognised and deducted directly in equity. No gain or loss is recognised in profit or loss on the purchase, sale, issue or cancellation of the Company's own equity instruments.

ii. Financial Liabilities:

a) Initial recognition and measurement :

Financial liabilities are recognised when the Company becomes a party to the contractual provisions of the instrument. Financial liabilities are initially measured at fair value.

b) Subsequent measurement:

Financial liabilities are subsequently measured at amortised cost using the effective interest rate method. Financial liabilities carried at fair value through profit or loss are measured at fair value

Notes to the Standalone Financial Statements

for the year ended 31 March 2019

with all changes in fair value recognised in the Statement of Profit and Loss.

The Company has not designated any financial liability as at FVTPL other than derivative instrument.

c) Foreign exchange gains and losses:

For financial liabilities that are denominated in a foreign currency and are measured at amortised cost at the end of each reporting period, the foreign exchange gains and losses are determined based on the amortised cost of the instruments and are recognised in profit or loss.

The fair value of financial liabilities denominated in a foreign currency is determined in that foreign currency and translated at the closing rate at the end of the reporting period. For financial liabilities that are measured as at FVTPL, the foreign exchange component forms part of the fair value gains or losses and is recognised in profit or loss.

d) Derecognition of financial liabilities:

A financial liability is derecognized when the obligation under the liability is discharged or cancelled or expires. When an existing financial liability is replaced by another from the same lender on substantially different terms, or the terms of an existing liability are substantially modified, such an exchange or modification is treated as the derecognition of the original liability and the recognition of a new liability. The difference between the carrying amount of the financial liability derecognized and the consideration paid is recognized in the Statement of Profit and Loss.

3.14 Derivative financial instruments and hedge accounting

The Company enters into a variety of derivative financial instruments to manage its exposure to interest rate and foreign exchange rate risks,

including foreign exchange forward contracts, interest rate swaps and cross currency swaps. Further details of derivative financial instruments are disclosed in Note 38.

Derivatives are initially recognised at fair value at the date the derivative contracts are entered into and are subsequently remeasured to their fair value at the end of each reporting period. The resulting gain or loss is recognised in profit or loss immediately unless the derivative is designated and effective as a hedging instrument, in which event the timing of the recognition in profit or loss depends on the nature of the hedging relationship and the nature of the hedged item.

The Company designates certain hedging instruments, which include derivatives, as either fair value hedges, or cash flow hedges.

At the inception of the hedge relationship, the Company documents the relationship between the hedging instrument and the hedged item, along with its risk management objectives and its strategy for undertaking various hedge transactions. Furthermore, at the inception of the hedge and on an ongoing basis, the Company documents whether the hedging instrument is highly effective in offsetting changes in fair values or cash flows of the hedged item attributable to the hedged risk.

The hedge relationship so designated as fair value is accounted for in accordance with the accounting principles prescribed for hedge accounting under Ind AS 109, 'Financial Instruments'.

a) Fair value hedge:

Hedging instrument is initially recognized at fair value on the date on which a derivative contract is entered into and is subsequently measured at fair value at each reporting date. Gain or loss arising from changes in the fair value of hedging instrument is recognized in the Statement of Profit and Loss. Hedging instrument is recognized as a financial asset in the Balance Sheet if its fair value as at reporting date is positive as compared to carrying value and as a financial liability if its fair value as at reporting date is negative as compared to carrying value.

Notes to the Standalone Financial Statements

for the year ended 31 March 2019

Hedged item is initially recognized at fair value on the date of entering into contractual obligation and is subsequently measured at amortized cost. The gain or loss on the hedged item is adjusted to the carrying value of the hedged item and the corresponding effect is recognized in the Statement of Profit and Loss.

Hedge accounting is discontinued when the hedging instrument expires or is sold, terminated, or exercised, or when it no longer qualifies for hedge accounting.

Note 40 sets out details of the fair values of the derivative instruments used for hedging purposes.

b) Cash flow hedge:

The effective portion of changes in the fair value of derivatives that are designated and qualify as cash flow hedges is recognised in other comprehensive income and accumulated under the heading of cash flow hedging reserve. The gain or loss relating to the ineffective portion is recognised immediately in profit or loss.

Amounts previously recognised in other comprehensive income and accumulated in equity relating to (effective portion as described above) are reclassified to profit or loss in the periods when the hedged item affects profit or loss, in the same line as the recognised hedged item. However, when the hedged forecast transaction results in the recognition of a non-financial asset or a non-financial liability, such gains and losses are transferred from equity (but not as a reclassification adjustment) and included in the initial measurement of the cost of the non-financial asset or non-financial liability.

Hedge accounting is discontinued when the hedging instrument expires or is sold, terminated, or exercised, or when it no longer qualifies for hedge accounting.

Any gain or loss recognised in other comprehensive income and accumulated in equity at that time remains in equity and is recognised when the forecast transaction is

ultimately recognised in profit or loss. When a forecast transaction is no longer expected to occur, the gain or loss accumulated in equity is recognised immediately in profit or loss.

3.15 Earnings per share

Basic earnings per share is computed by dividing the net profit for the period attributable to the equity shareholders of the Company by the weighted average number of equity shares outstanding during the period. The weighted average number of equity shares outstanding during the period and for all periods presented is adjusted for events, such as bonus shares, other than the conversion of potential equity shares that have changed the number of equity shares outstanding, without a corresponding change in resources.

For the purpose of calculating diluted earnings per share, the net profit for the period attributable to equity shareholders and the weighted average number of shares outstanding during the period is adjusted for the effects of all dilutive potential equity shares.

3.16 Recent accounting pronouncements

On 30 March 2019, the ministry of Corporate Affairs has notified Ind AS 116, 'Lease'. Ind AS 116 will replace the existing lease standard Ind AS 17 Leases and related interpretations. Ind AS 116 introduces a single lessee accounting model and requires a lessee to recognize assets and liabilities for all leases with a term of more than twelve months, unless the underlying asset is of low value.

Effective date for application of this amendment is annual period beginning on or after April 1, 2019. The Company is currently evaluating the effect of this amendment on the standalone financial statements.

4 Critical accounting judgments and use of estimates

In application of Company's accounting policies, which are described in Note 3, the directors of the Company are required to make judgments, estimations and assumptions about the carrying value of assets and liabilities that are not readily

Notes to the Standalone Financial Statements

for the year ended 31 March 2019

apparent from other sources. The estimates and associated assumptions are based on historical experience and other factors that are considered to be relevant. Actual results may differ from these estimates.

The estimates and underlying assumptions are reviewed on an ongoing basis. Revisions to accounting estimates are recognised in the period in which the estimate is revised if the revision affects only that period, or in the period of revision or future periods if the revision affects both current and future periods.

- 4.1 Following are the critical judgments that have the most significant effects on the amounts recognised in these financial statements:

a) Leasehold land:

Considering the terms and conditions of the leases in respect of leasehold land, particularly the transfer of the significant risks and rewards, it is concluded that they are in the nature of operating leases.

- 4.2 Following are the key assumptions concerning the future, and other key sources of estimation uncertainty at the end of the reporting period that may have a significant risk of causing a material adjustment to the carrying amounts of assets and liabilities within the next financial year.

a) Useful lives of property, plant & equipment (PPE) and intangible assets (other than goodwill):

The Company has adopted useful lives of PPE and intangible assets (other than goodwill) as described in Note 3.8 above. The Company reviews the estimated useful lives of PPE at the end of each reporting period.

b) Fair value measurements and valuation processes:

The Company measures financial instruments at fair value in accordance with the accounting policies mentioned above.

For assets and liabilities that are recognized in the financial statements at fair value on

a recurring basis, the Company determines whether transfers have occurred between levels in the hierarchy by re-assessing categorization at the end of each reporting period and discloses the same.

When the fair values of financial assets and financial liabilities recorded in the Balance Sheet cannot be measured based on quoted prices in active markets, their fair value is measured using valuation techniques, including the discounted cash flow model, which involve various judgments and assumptions. Where necessary, the Company engages third party qualified valuers to perform the valuation.

Information about the valuation techniques and inputs used in determining the fair values of various assets and liabilities are disclosed in Note 40.

c) Other assumptions and estimation uncertainties, included in respective notes are as under:

- Recognition of deferred tax assets is based on estimates of taxable profits in future years. The Company prepares detailed cash flow and profitability projections, which are reviewed by the board of directors of the Company. Estimation of current tax expense and payable, recognition of deferred tax assets and possibility of utilizing available tax credits – see Note 41
- Measurement of defined benefit obligations and other long-term employee benefits: – see Note 37 Assessment of the status of various legal cases/claims and other disputes where the Company does not expect any material outflow of resources and hence these are reflected as contingent liabilities Recognition and measurement of provisions and contingencies: key assumptions about the likelihood and magnitude of an outflow of resources – see Note 21 and Note 42
- Impairment of financial assets – see Note 40

Notes to the Standalone Financial Statements

for the year ended 31 March 2019

5 : Property, plant and equipment

(₹ in Lakhs)

Particulars	As at 31 March 2019	As at 31 March 2018
Carrying amounts of:		
Freehold land	508.82	508.82
Buildings	16,706.88	17,363.57
Plant and equipment	25,938.13	27,090.19
Furniture and fixtures	181.19	207.23
Vehicles	173.04	289.26
Office equipment	71.88	100.13
Total	43,579.94	45,559.20

Assets mortgaged/pledged as security for borrowings are as under:

(₹ in Lakhs)

Particulars	As at 31 March 2019	As at 31 March 2018
Carrying amounts of:		
Freehold land	508.82	508.82
Buildings	16,706.88	17,363.57
Plant and equipment	25,938.13	27,090.19
Furniture and fixtures	181.19	207.23
Vehicles	173.04	289.26
Office equipment	71.88	100.13
Total	43,579.94	45,559.20

5A : Property, plant and equipment

(₹ in Lakhs)

Description of Assets	Land Freehold	Buildings	Plant and equipment	Furniture and fixtures	Vehicles	Office equipment	Total
Cost or deemed cost:							
Balance as at 1 April 2017	508.82	18,103.47	32,462.63	261.69	382.81	182.05	51,901.47
Additions	-	827.44	1,363.93	0.61	-	17.52	2,209.50
Balance as at 31 March 2018	508.82	18,930.91	33,826.56	262.30	382.81	199.57	54,110.97
Additions	-	-	1,289.79	2.18	-	26.88	1,318.85
Disposals	-	-	-	-	(125.23)	-	(125.23)
Borrowing cost capitalised	-	-	-	-	-	-	-
Balance as at 31 March 2019	508.82	18,930.91	35,116.35	264.48	257.58	226.45	55,304.59
Accumulated Depreciation:							
Balance as at 1 April 2017	-	936.50	4,480.15	26.15	45.21	42.78	5,530.79
Depreciation for the year	-	630.84	2,256.22	28.92	48.34	56.66	3,020.98
Eliminated on disposal of assets	-	-	-	-	-	-	-
Balance as at 31 March 2018	-	1,567.34	6,736.37	55.07	93.55	99.44	8,551.77
Depreciation for the year	-	656.69	2,441.85	28.22	37.74	55.13	3,219.63
Eliminated on disposal of assets	-	-	-	-	(46.75)	-	(46.75)
Balance as at 31 March 2019	-	2,224.03	9,178.22	83.29	84.54	154.57	11,724.65

Notes to the Standalone Financial Statements

for the year ended 31 March 2019

5A : Property, plant and equipment (Contd..)

(₹ in Lakhs)

Net carrying amount	Land Freehold	Buildings	Plant and equipment	Furniture and fixtures	Vehicles	Office equipment	Total
As at 31 March 2018	508.82	17,363.57	27,090.19	207.23	289.26	100.13	45,559.20
As at 31 March 2019	508.82	16,706.88	25,938.13	181.19	173.04	71.88	43,579.94

6 : Intangible assets

(₹ in Lakhs)

Particulars	As at 31 March 2019	As at 31 March 2018
Carrying amounts of:		
Technical know-how	3,002.31	2,913.47
Software	17.59	42.17
Total	3,019.90	2,955.64

Details of Intangible Assets

(₹ in Lakhs)

Particulars	Technical know-how	Software	Total
Cost or Deemed Cost :			
Balance as at 1 April 2017	3,762.93	146.81	3,909.74
Additions	485.69	-	485.69
Balance as at 31 March 2018	4,248.62	146.81	4,395.43
Additions	658.22	-	658.22
Balance as at 31 March 2019	4,906.84	146.81	5,053.65
Accumulated amortisation :			
Balance as at 1 April 2017	819.49	78.09	897.58
Amortisation expense for the year	515.66	26.55	542.21
Balance as at 31 March 2018	1,335.15	104.64	1,439.79
Amortisation expense for the year	569.38	24.58	593.96
Balance as at 31 March 2019	1,904.53	129.22	2,033.75

(₹ in Lakhs)

Net carrying amount	Technical know-how	Software	Total
As at 31 March 2018	2,913.47	42.17	2,955.64
As at 31 March 2019	3,002.31	17.59	3,019.90

Notes to the Standalone Financial Statements

for the year ended 31 March 2019

7 : Investments in subsidiary

(₹ in Lakhs)

Particulars	As at 31 March 2019	As at 31 March 2018
Non-current		
a) Financial assets carried at cost		
Investments in equity instruments (unquoted, fully paid)		
Inox Wind Infrastructure Services Limited [57,389,450 (as at 31 March 2018: 50,000) equity shares of ₹ 10 each fully paid up]*	10,005.00	5.00
Waft Energy Pvt.Ltd. [10000 (as at 31 March 2018: Nil) equity shares of ₹ 10 each, fully paid up]	1.00	-
b) Financial assets carried at FVTPL		
Investments in debentures (unquoted, fully paid up)		
Inox Wind Infrastructure Services Limited [4,000,000 (as at 31 March 2018: 5,000,000) 4% unsecured optionally convertible debentures of ₹1,000 each]*	37,217.74	48,588.99
	47,223.74	48,593.99
Less: Current portion of non-current investment	9,861.20	9,989.55
Total	37,362.54	38,604.44

* During the current year, Inox Wind Infrastructure Services Limited has converted its 1st tranche of debentures amounting to ₹ 10,000.00 Lakhs into equity at a share price of ₹ 1744/-

8 : Other investments

(₹ in Lakhs)

Particulars	As at 31 March 2019	As at 31 March 2018
Current		
Financial assets carried at FVTPL		
i) Investments in debentures (unquoted, fully paid up)		
(Current portion of non-current investment)		
-In subsidiary Company - 1,000,000 (as at 31 March 2018: 1,000,000) 4% unsecured optionally convertible debentures of ₹ 1,000 each in Inox Wind Infrastructure Services Limited	9,861.20	9,989.55
ii) Investments in mutual funds (unquoted, fully paid up)		
(face value ₹ 10 each)		
FEGP-IDBI Focused 30 Equity Fund - Regular Plan - Growth - 50000 units (as at 31 March 2018: 50000)	4.95	4.85
L079B SBI Saving Fund - Regular plan -Growth - 6,963,536.73 units (as at 31 March 2018: Nil)	2,014.97	-
Total	11,881.12	9,994.40
Total Investments (non-current and current)	49,243.66	48,598.84
Aggregate book value of quoted investments	-	-
Aggregate market value of quoted investments	-	-
Aggregate carrying value of unquoted investments	49,243.66	48,598.84
Aggregate amount of impairment in value of investments	-	-

Notes to the Standalone Financial Statements

for the year ended 31 March 2019

8 : Other investments (Contd..)

The Company has provided an undertaking to a lender of its subsidiary, Inox Wind Infrastructure Services Limited, that it will continue to hold 100% shareholding in the subsidiary till the subsistence of the loan.

(₹ in Lakhs)

	As at 31 March 2019	As at 31 March 2018
Category-wise investments – as per Ind AS 109 classification:		
Carried at fair value through profit or Loss	39,238.66	48,593.84
Carried at cost	10,005.00	5.00
Total	49,243.66	48,598.84

9 : Loans (Unsecured, considered good)

(₹ in Lakhs)

Particulars	As at 31 March 2019	As at 31 March 2018
Non -current		
Security deposits	149.85	227.44
Total	149.85	227.44
Current		
Loans to related parties (see Note 38)		
Inter-corporate deposits to related parties	23,586.15	16,145.96
Total	23,586.15	16,145.96

10 : Other financial assets (Unsecured, considered good)

(₹ in Lakhs)

Particulars	As at 31 March 2019	As at 31 March 2018
Non-current		
Non-current bank balances (from Note 15)	136.03	72.69
Total	136.03	72.69
Current		
Other interest accrued	5.65	6.48
Other receivables		
- From related parties	3,074.35	2,427.19
- From others	314.75	314.75
Total	3,394.75	2,748.42

11 : Other assets

(₹ in Lakhs)

Particulars	As at 31 March 2019	As at 31 March 2018
Non-current		
Capital advances	4,315.58	4,470.39
Security deposits with government authorities	594.4	4.87
Prepayment- leasehold land	4,309.77	4,515.92
Prepayments- others	4,649.31	39.63
Total	13,334.10	9,030.81

Notes to the Standalone Financial Statements

for the year ended 31 March 2019

11 : Other assets (Contd..)

(₹ in Lakhs)

Particulars	As at 31 March 2019	As at 31 March 2018
Current		
Advance to suppliers	4,319.23	6,492.15
Advance for expenses	264.80	95.72
Balances with government authorities		
- Balances in Service tax , VAT & GST Accounts	2,561.11	1,168.25
Prepayments - leasehold land	162.47	114.73
Prepayments- others	1,039.36	940.02
Total	8,346.97	8,810.87

12 : Inventories (at lower of cost or net realisable value)

(₹ in Lakhs)

Particulars	As at 31 March 2019	As at 31 March 2018
Raw materials (including goods in transit of ₹ 18,027.61 Lakhs, as at 31 March 2018 ₹ 21,505.31 Lakhs)	47,022.68	57,424.08
Work-in-progress	2,752.52	5,120.31
Finished goods	2,812.00	2,256.39
Stores and spares	246.58	80.80
Total	52,833.78	64,881.58

Note:

The above inventories are hypothecated against working capital facilities from banks, see Note 51 for security details.

13 : Trade receivables (Unsecured)

(₹ in Lakhs)

Particulars	As at 31 March 2019	As at 31 March 2018
Current		
Considered good	159,178.02	122,215.89
Less: Allowances for expected credit losses	1,476.88	883.69
Total	157,701.14	121,332.20

14 : Cash and cash equivalents

(₹ in Lakhs)

Particulars	As at 31 March 2019	As at 31 March 2018
Balances with banks		
- in current accounts	449.60	1,310.41
- in cash credit accounts	7.76	1,521.40
Cash on hand	4.30	3.72
Total	461.66	2,835.53

Notes to the Standalone Financial Statements

for the year ended 31 March 2019

15 : Other bank balances

(₹ in Lakhs)

Particulars	As at 31 March 2019	As at 31 March 2018
Bank deposits with original maturity period of more than 3 months but less than 12 months	11,622.81	4,799.88
Bank deposits with original maturity for less than 3 months	295.67	-
Bank deposits with original maturity for more than 12 months	278.29	635.74
	12,196.77	5,435.62
Less: Amount disclosed under Note 10 - 'Other financial assets-Non current'	136.03	72.69
Total	12,060.74	5,362.93

Notes:

Other bank balances include margin money deposits kept as security against bank guarantee as under:

a) Bank deposit with original maturity for more than 3 months but less than 12 months	11,622.81	4,799.88
b) Bank deposit with original maturity for more than 12 months	278.29	635.74
c) Bank deposit with original maturity for less than 3 months	295.67	-

16 : Income tax assets (net)

(₹ in Lakhs)

Particulars	As at 31 March 2019	As at 31 March 2018
Income tax assets (net of provision)	330.11	-
Total	330.11	-

17 : Equity share capital

(₹ in Lakhs)

Particulars	As at 31 March 2019	As at 31 March 2018
Authorised capital		
500,000,000 (as at 31 March 2018: 50,000,000) equity shares of ₹ 10 each	50,000.00	50,000.00
Issued, subscribed and paid up		
221,918,226 (as at 31 March 2018 : 221,918,226) equity shares of ₹ 10 each fully paid up	22,191.82	22,191.82
	22,191.82	22,191.82

(a) Reconciliation of the number of shares outstanding at the beginning and at the end of the year

Particulars	As at 31 March 2019		As at 31 March 2018	
	No. of shares	₹ in Lakhs	No. of shares	₹ in Lakhs
Shares outstanding at the beginning of the year	221,918,226	22,191.82	221,918,226	22,191.82
Shares outstanding at the end of the year	221,918,226	22,191.82	221,918,226	22,191.82

(b) Rights, preferences and restrictions attached to equity shares

The Company has only one class of equity shares having par value of ₹ 10 per share. Each shareholder is eligible for one vote per share held and entitled to receive dividend as declared from time to time. In the event of liquidation of the Company, the holders of equity shares will be entitled to receive the remaining assets of the Company, in proportion of their shareholding.

Notes to the Standalone Financial Statements

for the year ended 31 March 2019

(c) Shares held by holding company

Particulars	As at 31 March 2019		As at 31 March 2018	
	No. of shares	₹ in Lakhs	No. of shares	₹ in Lakhs
Gujarat Fluorochemicals Limited	126,438,669	12,643.87	126,438,669	12,643.87

(d) Details of shares held by each shareholder holding more than 5% shares:

Particulars	As at 31 March 2019		As at 31 March 2018	
	No. of Shares	% of holding	No. of Shares	% of holding
Gujarat Fluorochemicals Limited	126,438,669	56.975%	126,438,669	56.975%
Siddho Mal Trading LLP	10,000,000	4.506%	10,000,000	4.506%
Siddhapavan Trading LLP	10,000,000	4.506%	10,000,000	4.506%
Devansh Trademart LLP	10,000,000	4.506%	10,000,000	4.506%
Inox Chemicals LLP	10,000,000	4.506%	10,000,000	4.506%

(e) During the year ended 31 March 2014, the Company had allotted 160,000,000 fully paid equity shares as bonus shares in the ratio of 4:1 by utilisation of surplus in retained earnings.

18 : Other equity

(₹ in Lakhs)

Particulars	As at 31 March 2019	As at 31 March 2018
Securities premium	64,586.03	64,586.03
Cash flow hedge reserve	(53.32)	1.00
Retained earnings	114,357.30	114,170.64
Total	178,890.01	178,757.67

18 (i) Securities premium

(₹ in Lakhs)

Particulars	As at 31 March 2019	As at 31 March 2018
Balance at the beginning of the year	64,586.03	64,586.03
Balance at the end of the year	64,586.03	64,586.03

Securities Premium represents premium on issue of shares. The reserve is utilised in accordance with the provisions of the Companies Act, 2013.

18 (ii) Cash flow hedge reserve

(₹ in Lakhs)

Particulars	As at 31 March 2019	As at 31 March 2018
Balance at the beginning of the year	1.00	(56.03)
Other comprehensive income for the year, net of income tax	(54.32)	57.03
Balance at the end of the year	(53.32)	1.00

Notes to the Standalone Financial Statements

for the year ended 31 March 2019

The cash flow hedging reserve represents the cumulative effective portion of gains or losses arising on changes in fair value of designated portion of hedging instruments designated as cash flow hedges. The cumulative gain or loss arising on changes in fair value of the designated portion of the hedging instruments that are recognised and accumulated under the heading of cash flow hedging reserve will be reclassified to profit or loss when the hedged transaction affects the profit or loss, included as a basis adjustment to the non-financial hedged item, or when it becomes ineffective.

18 (iii) Retained earnings

(₹ in Lakhs)

Particulars	As at 31 March 2019	As at 31 March 2018
Balance at the beginning of year	114,170.64	129,766.91
Profit/(Loss) for the year	125.68	(15,716.75)
Other comprehensive income for the year, net of income tax	60.98	120.48
Balance at the end of the year	114,357.30	114,170.64

The amount that can be distributed by the Company as dividends to its equity shareholders is determined considering the requirements of the Companies Act, 2013 and is subject to levy of dividend distribution tax, if any. Thus, the amounts reported above may not be distributable in entirety.

19 : Non current borrowings

(₹ in Lakhs)

Particulars	As at 31 March 2019	As at 31 March 2018
Secured loans		
Foreign currency term loans		
From Banks	3,193.24	6,582.46
Rupee term loans		
From banks	12,145.12	16,524.02
From other parties	71.70	153.51
Total	15,410.06	23,259.99
Less: Amount Disclosed under Note 20 Other financial liabilities		
a) Current maturities	7,366.38	8,106.29
b) Interest accrued	154.95	236.40
Total	7,521.33	8,342.69
	7,888.73	14,917.30

For terms of repayment and securities etc. see Note 51

Notes to the Standalone Financial Statements

for the year ended 31 March 2019

20 : Other financial liabilities

(₹ in Lakhs)

Particulars	As at 31 March 2019	As at 31 March 2018
Non-current		
Security deposits	182.67	182.67
Total	182.67	182.67
Current		
Current maturities of non-current borrowings (see Note 19)	7,366.38	8,106.29
Interest accrued	375.64	283.17
Creditors for capital expenditure	1,657.89	1,542.70
Derivative financial liabilities	610.75	66.18
Employees dues payables	1,946.61	1,742.94
Expenses payables	235.62	81.75
Total	12,192.89	11,823.03

21 : Provisions

(₹ in Lakhs)

Particulars	As at 31 March 2019	As at 31 March 2018
Non-current		
Provision for employee benefits (see Note 37)		
Gratuity	374.54	337.78
Compensated absences	205.36	166.84
Total	579.90	504.62
Current		
Provision for employee benefits (see Note 37)		
Gratuity	20.31	37.62
Compensated absences	159.79	146.74
Other provisions - see Note 42		
Disputed service tax liabilities	32.19	32.19
Disputed sales tax liabilities (net of payments)	30.43	30.43
Total	242.72	246.98

Particulars	Service tax	Sales tax
Balance as at 1 April 2016	-	30.43
Addition during the year	32.19	-
Balance as at 31 March 2017	32.19	30.43
Balance as at 31 March 2018	32.19	30.43
Balance as at 31 March 2019	32.19	30.43

Notes to the Standalone Financial Statements

for the year ended 31 March 2019

22 : Deferred tax balances

Year ended 31 March 2019

Deferred tax assets/(liabilities) in relation to:

(₹ in Lakhs)

Particulars	Opening balance	Recognised in profit or loss	Recognised in other comprehensive income	Adjusted against current tax liability	Closing balance
Property, plant and equipment	(7,564.54)	156.10	-	-	(7,408.44)
Government grant-Deferred income	862.10	(64.53)	-	-	797.57
Allowance for expected credit losses	308.80	207.28	-	-	516.08
Defined benefit obligations	240.76	57.57	(32.75)	-	265.58
Effects of measuring investments at fair value	778.80	476.35	-	-	1,255.15
Unabsorbed business loss	5,480.77	(1,036.39)	-	-	4,444.38
Other deferred tax assets	723.65	201.81	-	-	925.46
Other deferred tax liabilities	-	(66.01)	29.17	-	(36.84)
	830.34	(67.82)	(3.58)	-	758.94
MAT credit entitlement	7,383.41	41.71	-	-	7,425.12
Total	8,213.75	(26.11)	(3.58)	-	8,184.06

Year ended 31 March 2018

Deferred tax assets/(liabilities) in relation to:

(₹ in Lakhs)

Particulars	Opening balance	Recognised in profit or loss	Recognised in other comprehensive income	Adjusted against current tax liability	Closing balance
Property, plant and equipment	(8,916.95)	1,352.41	-	-	(7,564.54)
Government grant-Deferred income	889.81	(27.71)	-	-	862.10
Allowance for expected credit losses	278.57	30.23	-	-	308.80
Defined benefit obligations	240.42	65.06	(64.72)	-	240.76
Effects of measuring investments at fair value	(245.42)	1,024.22	-	-	778.80
Unabsorbed business loss	-	5,480.77	-	-	5,480.77
Other deferred tax assets	-	723.65	-	-	723.65
Other deferred tax liabilities	(2.98)	33.61	(30.63)	-	-
	(7,756.55)	8,682.24	(95.35)	-	830.34
MAT credit entitlement	6,710.02	-	-	673.39	7,383.41
Total	(1,046.53)	8,682.24	(95.35)	673.39	8,213.75

Notes to the Standalone Financial Statements

for the year ended 31 March 2019

23 : Other liabilities

(₹ in Lakhs)

Particulars	As at 31 March 2019	As at 31 March 2018
Non-current		
Deferred income arising from government grants	1,292.05	1,545.66
Income received in advance	451.84	543.20
Total	1,743.89	2,088.86
Current		
Advances received from customers	27,998.91	25,689.67
Statutory dues and taxes payable	1,969.18	3,741.45
Deferred income arising from government grants	357.49	921.43
Total	30,325.58	30,352.55

24 : Current borrowings

(₹ in Lakhs)

Particulars	As at 31 March 2019	As at 31 March 2018
Secured		
From banks		
Foreign currency loans		
- Buyers credit	-	3,243.43
- Supplier credit	17,176.99	-
Rupee loans		
- Working capital demand loans	5,915.33	6,600.00
- Cash credit	25,656.15	38,475.69
- Others	829.50	-
Unsecured		
From related parties		
Inter-corporate deposits from holding company	9,500.00	-
	59,077.97	48,319.12
Less: Amount disclosed under note 20 other financial liabilities:		
Interest accrued	220.69	46.77
Total	58,857.28	48,272.35

For terms of repayment and securities etc. see Note 51 (a)

25 : Trade payables

(₹ in Lakhs)

Particulars	As at 31 March 2019	As at 31 March 2018
Trade payables		
- Total outstanding dues of micro enterprises and small enterprises	163.10	171.70
- Total outstanding dues of creditors other than micro enterprises and small enterprises	63,830.90	28,023.37
Total	63,994.00	28,195.07

Notes to the Standalone Financial Statements

for the year ended 31 March 2019

25 : Trade payables (Contd..)

The Particulars of dues to Micro and Small Enterprises under Micro, Small and Medium Enterprises Development Act, 2006 (MSMED Act):

(₹ in Lakhs)

Particulars	2018-2019	2017-2018
Principal amount due to suppliers under MSMED Act at the year end	163.10	171.70
Interest accrued and due to suppliers under MSMED Act on the above amount, unpaid at the year end.	33.89	32.81
Payment made to suppliers (other than interest) beyond the appointed date during the year	475.80	137.07
Interest paid to suppliers under section 16 of MSMED Act during the year	Nil	Nil
Interest due and payable to suppliers under MSMED Act for payments already made.	5.85	5.83
Interest accrued and not paid to suppliers under MSMED Act up to the year end.	155.54	115.80

Note: The above information has been disclosed in respect of parties which have been identified on the basis of the information available with the Company.

26 : Current tax liabilities (Net)

(₹ in Lakhs)

Particulars	As at 31 March 2019	As at 31 March 2018
Current Tax Liabilities (net)		
Provision for Income tax (net of payments)	-	153.72
Total	-	153.72

27 : Revenue from operations

(₹ in Lakhs)

Particulars	2018-2019	2017-2018
Sale of products	125,820.63	2,692.62
Sale of services	4,487.93	5,653.30
Other operating revenue	4,239.91	12,897.57
Total	134,548.47	21,243.49

28 : Other income

(₹ in Lakhs)

Particulars	2018-2019	2017-2018
Interest Income		
Interest income calculated using the effective interest method:		
On fixed deposits with banks	911.97	1,045.13
On Inter-corporate deposits	2,007.98	1,691.92
Other interest income	6.34	9.06
	2,926.29	2,746.11

Notes to the Standalone Financial Statements

for the year ended 31 March 2019

28 : Other income (Contd..)

(₹ in Lakhs)

Particulars	2018-2019	2017-2018
Other gains and losses		
Gain on investments carried at FVTPL	469.91	256.25
Net gain on foreign currency transactions and translation	335.97	137.83
Net gains/(losses) on derivatives	349.40	(8.57)
	1,155.28	385.51
Other non operating income		
Government grants - deferred income	363.81	200.17
Insurance claims	116.16	109.42
	479.97	309.59
Total	4,561.54	3,441.21
Note: Realised gain during the year in respect of mutual funds and debentures	4.06	1,194.08

29 : Cost of materials consumed

(₹ in Lakhs)

Particulars	2018-2019	2017-2018
Raw materials consumed	88,175.86	4,704.11
Cost of traded goods	3,759.57	-
Total	91,935.43	4,704.11

30 : EPC, O&M and common infrastructure facility expense

(₹ in Lakhs)

Particulars	2018-2019	2017-2018
Erection, Procurement, Commissioning cost	3,505.23	4,894.02
Operation & Maintenance Services	903.49	535.90
Common infrastructure facility services	247.21	223.36
Total	4,655.93	5,653.28

31 : Changes in inventories of finished goods and work-in-progress

(₹ in Lakhs)

Particulars	2018-2019	2017-2018
Opening Stock		
- Wind turbine generators and components		
Finished goods	2,256.39	4,438.29
Work-in-progress	5,120.31	4,657.98
	7,376.70	9,096.27
Less : Closing Stock		
- Wind turbine generators and components		
Finished goods	2,812.00	2,256.39
Work-in-progress	2,752.52	5,120.31
	5,564.52	7,376.70
(Increase) / decrease in stock	1,812.18	1,719.57

Notes to the Standalone Financial Statements

for the year ended 31 March 2019

32 : Employee benefits expense

(₹ in Lakhs)

Particulars	2018-2019	2017-2018
Salaries and wages	5,850.56	5,896.28
Contribution to provident and other funds	203.65	235.74
Gratuity	151.37	205.80
Staff welfare expenses	108.36	68.54
Total	6,313.94	6,406.36

33 : Finance cost

(₹ in Lakhs)

Particulars	2018-2019	2017-2018
Interest on financial liabilities carried at amortised cost		
Interest on borrowings	7,084.94	10,435.82
Other interest cost		
Interest on delayed payment of taxes	322.45	359.04
Other interest	527.11	92.52
Other borrowing costs	2,984.50	1,694.37
Net foreign exchange loss on borrowings (considered as finance cost)	314.27	1,320.14
Total	11,233.27	13,901.89

34 : Depreciation and amortisation expense

(₹ in Lakhs)

Particulars	2018-2019	2017-2018
Depreciation of property, plant and equipment	3,219.63	3,020.98
Amortisation of intangible assets	593.96	542.21
Total	3,813.59	3,563.19

35 : Other expense

(₹ in Lakhs)

Particulars	2018-2019	2017-2018
Stores and spares consumed	50.73	158.17
Power and fuel	422.49	315.37
Rates and taxes	15.56	108.60
Sales tax, VAT, Service tax, GST etc.	97.19	1,487.91
Jobwork & labour charges	9,534.43	820.65
Testing charges	210.72	131.20
Crane and equipment hire charges	195.11	204.42
Royalty	1,105.27	22.57
Insurance	276.55	93.48
Repairs and maintenance - plant and equipment	13.81	36.58
Repairs and maintenance - buildings	39.50	44.78
Repairs & maintenance - others	71.51	56.20
Rent	110.59	124.86
Travelling & conveyance	934.46	880.29
Bad debts, remissions and liquidated damages	21.12	1,907.54

Notes to the Standalone Financial Statements

for the year ended 31 March 2019

35 : Other expense (Contd..)

(₹ in Lakhs)

Particulars	2018-2019	2017-2018
Legal & professional fees & expenses	526.94	650.63
Freight outward (*)	3,349.03	3,690.31
Directors' sitting fees	7.80	8.40
Corporate Social Responsibility (CSR) expenditure (see Note 52)	127.25	122.42
Allowance for expected credit losses	593.18	78.78
Loss on sale / disposal of property, plant and equipment	19.80	-
Demurrage and detention charges	652.30	980.36
Business Promotion & Advertisement	105.99	245.97
Miscellaneous expenses	670.84	529.53
Total	19,152.17	12,699.02

(*) Includes freight NIL (previous year ₹2212.36 Lakhs) in respect of earlier years paid on settlement of claims during the year.

36 : Earnings per share

Particulars	2018-2019	2017-2018
Basic and Diluted earnings per share		
Profit/(loss) for the year (₹ in Lakhs)	125.68	(15,716.75)
Weighted average number of equity shares used in calculation of basic and diluted EPS (Nos.)	221,918,226	221,918,226
Nominal value of each share (in ₹)	10.00	10.00
Basic and Diluted earnings/(loss) per share (in ₹)	0.06	(7.08)

37 : Employee benefits

(a) Defined contribution plans

The Company contributes to the Government managed provident and pension fund for all qualifying employees.

Contribution to provident fund of ₹ 197.16 Lakhs (Previous year: ₹ 225.29 Lakhs) is recognized as an expense and included in "Contribution to provident and other funds" in Statement of Profit and Loss .

(b) Defined benefit plans:

The Company has defined benefit plan for payment of gratuity to all qualifying employees. It is governed by the Payment of Gratuity Act, 1972. Under this Act, an employee who has completed five years of service is entitled to the specified benefit. The level of benefits provided depends on the employee's length of service and salary at retirement age. The Company's defined benefit plan is unfunded.

There are no other post retirement benefits provided by the Company.

The most recent actuarial valuation of the present value of the defined benefit obligation were carried out as at 31 March 2019 by Mr. G. N. Agarwal, Fellow of the Institute of the Actuaries of India. The present value of the defined benefit obligation, the related current service cost and past service cost, were measured using the projected unit credit method.

Notes to the Standalone Financial Statements

for the year ended 31 March 2019

37 : Employee benefits: (Contd..)

Movement in the present value of the defined benefit obligation are as follows :

(₹ in Lakhs)

Particulars	Gratuity	
	As at 31 March 2019	As at 31 March 2018
Opening defined benefit obligation	375.40	370.07
Interest cost	26.79	24.25
Current service cost	124.58	181.55
Benefits paid	(38.19)	(15.27)
Actuarial (gain) / loss on obligations	(93.73)	(185.20)
Present value of obligation as at the year end	394.85	375.40

Components of amounts recognised in profit or loss and other comprehensive income are as under:

(₹ in Lakhs)

Gratuity	As at 31 March 2019	As at 31 March 2018
Current service cost	124.58	181.55
Interest cost	26.79	24.25
Amount recognised in profit or loss	151.37	205.80
Actuarial (gain)/loss	(93.73)	(185.20)
a) arising from changes in financial assumptions	(4.13)	(39.65)
b) arising from experience adjustments	(89.60)	(145.55)
Amount recognised in other comprehensive income	(93.73)	(185.20)
Total	57.64	20.60

The principal assumptions used for the purposes of the actuarial valuations of gratuity are as follows:

Particulars	As at 31 March 2019	As at 31 March 2018
Discount rate	7.61%	7.52%
Expected rate of salary increase	8.00%	8.00%
Employee attrition rate	5.00%	5.00%
Mortality	IALM(2006-08)Ultimate Mortality Table	

Estimates of future salary increases considered in actuarial valuation take account of inflation, seniority, promotion and other relevant factors such as supply and demand in the employment market.

These plans typically expose the Company to actuarial risks such as interest rate risk and salary risk.

- a) Interest risk: a decrease in the bond interest rate will increase the plan liability.
- b) Salary risk: the present value of the defined benefit plan liability is calculated by reference to the future salaries of plan participants. As such, a variation in the expected rate of salary increase of the plan participants will change the plan liability.

Notes to the Standalone Financial Statements

for the year ended 31 March 2019

37 : Employee benefits: (Contd..)

c) Investment risk: since the scheme is unfunded the Company is not exposed to investment risk.

Sensitivity analysis

Significant actuarial assumptions for the determination of defined obligation are discount rate and expected salary increase. The sensitivity analysis below have been determined based on reasonably possible changes of the respective assumptions occurring at the end of the reporting period, while holding all other assumptions constant.

(₹ in Lakhs)

Particulars	Gratuity	
	2018-2019	2017-2018
Impact on present value of defined benefit obligation:		
If discount rate is increased by 1%	(41.69)	(40.23)
If discount rate is decreased by 1%	50.01	48.59
If salary escalation rate is increased by 1%	48.08	46.71
If salary escalation rate is decreased by 1%	(40.87)	(39.44)

The sensitivity analysis presented above may not be representative of the actual change in the defined benefit obligation as it is unlikely that the change in assumption would occur in isolation of one another as some of the assumptions may be correlated. Furthermore, in presenting the above sensitivity analysis, the present value of the defined benefit obligation has been calculated using the projected unit credit method at the end of the reporting period, which is the same as that applied in calculating the defined benefit obligation liability recognised in the balance sheet.

There was no change in the methods and assumptions used in preparing the sensitivity analysis from prior years.

Discounted Expected outflow in future years (as provided in actuarial report)

(₹ in Lakhs)

Particulars	Gratuity	
	2018-2019	2017-2018
Expected outflow in 1st Year	20.31	37.62
Expected outflow in 2nd Year	17.02	15.96
Expected outflow in 3rd Year	20.22	16.55
Expected outflow in 4th Year	21.57	20.39
Expected outflow in 5th Year	38.25	20.03
Expected outflow in 6th to 10th Year	149.76	98.87

The average duration of the defined benefit plan obligation at the end of the reporting period is 11.35 years.

(c) Other short term and long term employment benefits:

Annual leave & short term leave

The liability towards compensated absences (annual and short term leave) for the year ended 31 March 2019 based on actuarial valuation carried out by using Projected accrued benefit method resulted in increase in liability by ₹ 51.57 Lakhs (Previous year: decrease in liability by ₹ 11.08 Lakhs), which is included in the employee benefits in the Statement of Profit and Loss.

Notes to the Standalone Financial Statements

for the year ended 31 March 2019

37 : Employee benefits: (Contd..)

The principal assumptions used for the purposes of the actuarial valuations of compensated absences are as follows:

Particulars	As at 31 March 2019	As at 31 March 2018
Discount rate	7.61%	7.52%
Expected rate of salary increase	8.00%	8.00%
Employee Attrition Rate	5%	5%
Mortality	IALM(2006-08)Ultimate Mortality Table	

38 : Related party disclosures:

(i) Where control exists :

Gujarat Fluorochemicals Limited (GFL) - holding company
Inox Leasing and Finance Limited - ultimate holding company
Inox Wind Infrastructure Services Limited (IWISL) - subsidiary company
Waft Energy Private Limited-Subsidiary Company (incorporated 11 April 2018)

Subsidiaries of IWISL :

1. Marut Shakti Energy India Limited	13. Tempest Wind Energy Private Limited (incorporated 17 January 2018)
2. Satviki Energy Private Limited	14. Aliento Wind Energy Private Limited (incorporated 17 January 2018)
3. Sarayu Wind Power (Tallimadugula) Private Limited	15. Vuelta Wind Energy Private Limited (incorporated 17 January 2018)
4. Vinirrrmaa Energy Generation Private Limited	16. Flurry Wind Energy Private Limited (incorporated 18 January 2018)
5. Sarayu Wind Power (Kondapuram) Private Limited	17. Flutter Wind Energy Private Limited (incorporated 18 January 2018)
6. RBRK Investments Limited	18. Sri Pavan Energy Private Limited (incorporated on 9 April 2018)
7. Vasuprada Renewables Private Limited (incorporated 27 April 2017)	19. Khatiyu Wind Energy Private Limited (w.e.f. 15 December 2018)*
8. Ripudaman Urja Private Limited (incorporated 28 April 2017)	20. Ravapar Wind Energy Private Limited (w.e.f. 15 December 2018)*
9. Suswind Power Private Limited (incorporated 27 April 2017)	21. Nani Virani Wind Energy Private Limited (w.e.f. 15 December 2018)*
10. Vigodi Wind Energy Private Limited (incorporated 20 November 2017)	22. Wind One Renegy Private Limited (upto 29 November 2018)**
11. Vibhav Energy Private Limited (incorporated 10 July 2017)	23. Wind Three Renegy Private Limited (upto 29 November 2018)**
12. Haroda Wind Energy Private Limited (incorporated 16 November 2017)	

Notes to the Standalone Financial Statements

for the year ended 31 March 2019

38 : Related party disclosures: (Contd..)

Associates of IWISL :

1. Khatiyu Wind Energy Private Limited (upto 15 December 2018)*	5. Wind Two Renergy Private Limited
2. Ravapar Wind Energy Private Limited (upto 15 December 2018)*	6. Wind Three Renergy Private Limited (w.e.f 29 November 2018)**
3. Nani Virani Wind Energy Private Limited (upto 15 December 2018)*	7. Wind Four Renergy Private Limited
4. Wind One Renergy Private Limited (w.e.f. 29 November 2018)**	8. Wind Five Renergy Private Limited

(ii) Other related parties with whom there are transactions during the year:

Key management personnel (KMP):

Mr. Devansh Jain – Whole time director	Mr. Chandra Prakash Jain – Non Executive Director
Mr. Rajeev Gupta – Whole time director (upto 18 May 2018)	Mr. Deepak Asher – Non Executive Director (upto 31 March 2019)
Mr. Kailash Lal Tarachandani- Whole time director & Chief Executive Officer (wef 19 May 2018)	Mr. Shanti Prasad Jain – Non Executive Director
Ms. Bindu Saxena – Non Executive Director	Mr. Siddharth Jain – Non Executive Director
Mr. V.Sankaranarayanan – Non Executive Director	

Fellow subsidiaries:

Inox Renewables Limited (IRL) – Subsidiary of GFL

Inox Renewables (Jaisalmer) Limited (IRJL) – Subsidiary of IRL#

Inox Leisure Limited (ILL) – Subsidiary of GFL

*IWISL has cancelled various binding agreements (including call & put option agreement and voting rights agreement) with a party. Due to cancellation of the binding agreements, it is assessed that the IWISL has gained control over such companies in terms of Ind AS 110: Consolidated Financial Statements. Therefore, the IWISL has accounted for investment in such companies as investment in 'subsidiary' from the date of gaining control.

** During the year, IWISL has entered into various binding agreements with a party to, inter-alia, transfer the shares of such companies at a future date and defining rights of the respective parties. In view of the provisions of these binding agreements, it is assessed that IWISL has ceased to exercise control over such companies in terms of Ind AS 110: Consolidated Financial Statements. Therefore, IWISL has accounted for investment in such companies as investment in 'associate' from the date of cessation of control.

IRJL amalgamated with IRL pursuant to the approval of the Scheme of Amalgamation by National Company Law of Tribunal, Ahmedabad Bench vide its Order dated 3 April 2019. The Appointed Date of the Scheme is 1 April 2018.

Notes to the Standalone Financial Statements

for the year ended 31 March 2019

38. : Related party disclosures: (Contd..)

The following table summarizes related-party transactions and balances included in the standalone financial statements:

Particulars	Holding/subsidiary companies		Fellow subsidiaries		Associates		Total	
	2018-2019	2017-2018	2018-2019	2017-2018	2018-2019	2017-2018	2018-2019	2017-2018
Transactions during the year								
Sales								
Gujarat Fluorochemicals Limited	324.45	1,406.14	-	-	-	-	324.45	1,406.14
Inox Wind Infrastructure Services Limited	4,457.67	4,402.86	-	-	-	-	4,457.67	4,402.86
Inox Renewables Limited			17,422.86	19,990.48	-	-	17,422.86	19,990.48
Sri Pavan Energy Private Limited	2522.86	-	-	-	-	-	2,522.86	-
Wind Two Energy Private Limited	-	-	-	-	24,361.90	-	24,361.90	-
Wind Four Energy Private Limited	-	-	-	-	6,190.48	-	6,190.48	-
Wind Five Energy Private Limited	-	-	-	-	12,542.86	-	12,542.86	-
Total	7,304.98	5,809.00	17,422.86	19,990.48	43,095.24		67,823.08	25,799.48
Purchase of goods and services								
Inox Wind Infrastructure Services Limited	4,505.53	6,658.28	-	-	-	-	4,505.53	6,658.28
Total	4,505.53	6,658.28	-	-	-	-	4,505.53	6,658.28
Interest received								
Inox Wind Infrastructure Services Limited	-	-	-	-	-	-	-	-
-On Inter corporate deposit	2,007.76	1,297.11	-	-	-	-	2,007.76	1,297.11
-On Debentures	1,829.04	2,000.00	-	-	-	-	1,829.04	2,000.00
Waft Energy Private Limited-On Inter corporate deposit	0.22	-	-	-	-	-	0.22	-
Inox Renewables Limited – On Inter corporate deposit	-	-	-	394.81	-	-	-	394.81
Total	3,837.02	3,297.11	-	394.81			3,837.02	3,691.92
Investments in equity instruments								
Inox Wind Infrastructure Services Limited	10,000.00	-	-	-	-	-	10,000.00	-
Total	10,000.00	-	-	-	-	-	10,000.00	-
Interest paid								
Gujarat Fluorochemicals Limited	-	-	-	-	-	-	-	-
-On Inter corporate deposit	426.71	-	-	-	-	-	426.71	-
Total	426.71	-	-	-	-	-	426.71	-
Reimbursement of expenses paid / payments made on behalf of the Company								
Gujarat Fluorochemicals Limited		40.40	-	-	-	-		40.40
Inox Wind Infrastructure Services Limited		8.42	-	-	-	-		8.42
Inox Renewables Limited	-	-	-	63.40	-	-	-	63.40
Total	147.47	48.82	-	63.40	-	-	147.47	112.22

(₹ in Lakhs)

Notes to the Standalone Financial Statements

for the year ended 31 March 2019

38 : Related party disclosures: (Contd..)

Particulars	Holding/subsidiary companies		Fellow subsidiaries		Associates		Total	
	2018-2019	2017-2018	2018-2019	2017-2018	2018-2019	2017-2018	2018-2019	2017-2018
(₹ in Lakhs)								
Reimbursement of expenses received/ payments made on behalf by the Company								
Gujarat Fluorochemicals Limited	-	0.50	-	-	-	-	-	0.50
Inox Wind Infrastructure Services Limited	103.36	458.07	-	-	-	-	103.36	458.07
Waft Energy Private Limited	0.20	-	-	-	-	-	0.20	-
Inox Renewables Limited	-	-	543	-	-	-	543	-
Total	103.56	458.57	543	-	-	-	108.99	458.57
Inter corporate deposits given								
Inox Wind Infrastructure Services Limited	39,473.08	54,795.70	-	-	-	-	39,473.08	54,795.70
Waft Energy Private Limited	4.58	-	-	-	-	-	4.58	-
Inox Renewables Limited	-	-	-	5,225.42	-	-	-	5,225.42
Total	39,477.66	54,795.70	-	5,225.42	-	-	39,477.66	60,021.12
Inter-corporate deposit received back								
Inox Wind Infrastructure Services Limited	33,574.82	54,160.56	-	-	-	-	33,574.82	54,160.56
Inox Renewables Limited	-	-	-	11,769.72	-	-	-	11,769.72
Total	33,574.82	54,160.56	-	11,769.72	-	-	33,574.82	65,930.28
Inter-corporate deposit taken								
Gujarat Fluorochemicals Limited	9,500.00	-	-	-	-	-	9,500.00	-
Total	9,500.00	-	-	-	-	-	9,500.00	-
Advance received against sale of goods/ services								
Gujarat Fluorochemicals Limited	14,010.00	8,000.00	-	-	-	-	14,010.00	8,000.00
Wind Two Renergy Private Limited	-	-	-	-	-	7,175.00	-	7,175.00
Wind Four Renergy Private Limited	-	-	-	-	-	5,381.25	-	5,381.25
Wind Five Renergy Private Limited	-	-	-	-	-	5,381.25	-	5,381.25
Total	14,010.00	8,000.00	-	-	-	17,937.50	14,010.00	25,937.50
Rent Paid								
Gujarat Fluorochemicals Limited	72.39	72.39	-	-	-	-	72.39	72.39

Notes to the Standalone Financial Statements

for the year ended 31 March 2019

38 : Related party disclosures: (Contd..)

Particulars	Holding/subsidiary companies		Fellow subsidiaries		Associates		Total	
	As at 31 March 2019	As at 31 March 2018	As at 31 March 2019	As at 31 March 2018	As at 31 March 2019	As at 31 March 2018	As at 31 March 2019	As at 31 March 2018
Balance as at the end of the year								
Amounts payable								
Advance from customers								
Gujarat Fluorochemicals Limited	21,538.70	6,853.15	-	-	-	-	21,538.70	6,853.15
Wind Two Renergy Private Limited	-	-	-	-	-	7,175.00	-	7,175.00
Wind Four Renergy Private Limited	-	-	-	-	1,571.87	5,381.25	1,571.87	5,381.25
Wind Five Renergy Private Limited	-	-	-	-	-	5,381.25	-	5,381.25
Total	21,538.70	6,853.15	-	-	1,571.87	17,937.50	23,110.57	24,790.65
Trade and other payables								
Inox Renewables Limited	-	-	-	63.40	-	-	-	63.40
Gujarat Fluorochemicals Limited	213.18	-	-	-	-	-	213.18	-
Vinirmada Energy Generation Private Limited	157.00	157.22	-	-	-	-	157.00	157.22
Total	370.18	157.22	-	63.40	-	-	370.18	220.62
Amounts receivable								
Trade receivable								
Inox Wind Infrastructure Services Limited	7,611.38	4,623.00	-	-	-	-	7,611.38	4,623.00
Inox Renewables Limited	-	-	17,675.00	2,175.75	-	-	17,675.00	2,175.75
Sri Pavan Energy Private Limited	346.00	-	-	-	-	-	346.00	-
Wind Two Renergy Private Limited	-	-	-	-	5,180.00	-	5,180.00	-
Wind Five Renergy Private Limited	-	-	-	-	3,090.00	-	3,090.00	-
Total	7,957.38	4,623.00	17,675.00	2,175.75	8,270.00	-	33,902.38	6,798.75
Inter-Corporate deposit given								
Inox Wind Infrastructure Services Limited	21,774.39	15,876.14	-	-	-	-	21,774.39	15,876.14
Waft Energy Private Limited	4.58	-	-	-	-	-	4.58	-
Total	21,778.97	15,876.14	-	-	-	-	21,778.97	15,876.14
Inter-Corporate deposit payable								
Gujarat Fluorochemicals Limited	9,500.00	-	-	-	-	-	9,500.00	-
Total	9,500.00	-	-	-	-	-	9,500.00	-

(₹ in Lakhs)

Notes to the Standalone Financial Statements

for the year ended 31 March 2019

38 : Related party disclosures: (Contd..)

Particulars	(₹ in Lakhs)					
	Holding/subsidiary companies		Fellow subsidiaries		Associates	
	As at 31 March 2019	As at 31 March 2018	As at 31 March 2019	As at 31 March 2018	As at 31 March 2019	As at 31 March 2018
Debentures						
Inox Wind Infrastructure Services Limited	40,000.00	50,000.00	-	-	-	50,000.00
Other dues receivable						
Inox Wind Infrastructure Services Limited	-	2,427.19	-	-	-	2,427.19
Total	-	2,427.19	-	-	-	2,427.19
Interest accrued on inter-corporate deposits given						
Inox Wind Infrastructure Services Limited	1,806.98	269.82	-	-	-	269.82
Waft Energy Private Limited	0.20	-	-	-	0.20	-
Total	1,807.18	269.82	-	-	1,807.18	269.82
Interest accrued on debentures						
Inox Wind Infrastructure Services Limited	581.92	735.78	-	-	-	735.78

Notes:

- Sales, purchases and service transactions with related parties are made at arm's length price.
- Amounts outstanding are unsecured and will be settled in cash or receipts of goods and services.
- No expense has been recognised for the year ended 31 March 2019 and 31 March 2018 for bad or doubtful trade receivables in respect of amounts owed by related parties.
- There have been no guarantees received or provided for any related party receivables or payables.
- Compensation of Key management personnel:

Notes to the Standalone Financial Statements

for the year ended 31 March 2019

38 : Related party disclosures: (Contd..)

(₹ in Lakhs)

Particulars	2018-2019	2017-2018
Remuneration paid		
Mr. Devansh Jain	92.64	50.64
Mr. Rajeev Gupta	9.99	76.20
Mr. Kailash Lal Tarachandani	128.53	120.66
Sitting fees paid to directors	7.80	8.40
Total	238.96	255.90

(₹ in Lakhs)

Particulars	2018-2019	2017-2018
Short term benefits	231.16	247.50
Post employment benefits*	-	-
Long term employment benefits*	-	-
Share based payments	-	-
Termination benefits	-	-
Sitting fees paid to directors	7.80	8.40
Total	238.96	255.90

*As the liabilities for the defined benefit plans and other long term benefits are provided on actuarial basis for the Company, the amount pertaining to KMP are not included above

The remuneration of directors and Key Management Personnel (KMP) is determined by the Nomination and Remuneration Committee having regard to the performance of individuals and market trends. Contribution to provident fund (defined contribution plan) is ₹ 9.13 Lakhs (previous year ₹7.35 Lakhs) included in the amount of remuneration reported above.

39 : Capital management

For the purpose of the Company's capital management, capital includes issued equity share capital, security premium and all other equity reserves attributable to the equity holders of the Company.

The Company's capital management objectives are:

- to ensure the Company's ability to continue as a going concern;
- to provide an adequate return to shareholders by pricing products and services commensurately with the level of risk.

The Company manages its capital structure and makes adjustments in light of changes in economic conditions and the requirements of the financial covenants. To maintain or adjust the capital structure, the Company may adjust the dividend payment to shareholders, return capital to shareholders or issue new shares. The Company monitors capital using a gearing ratio, which is net debt divided by total equity. The Company includes within net debt, interest bearing loans and borrowings, trade and other payables, less cash and cash equivalents, excluding discontinued operations, if any.

The gearing ratio at the end of the reporting period was as follows:

(₹ in Lakhs)

Particulars	As at 31 March 2019	As at 31 March 2018
Total Debt	74,488.03	71,579.11
Less: Cash and bank balances (excluding bank deposits kept as lien)	461.66	2,835.53
Net debt	74,026.37	68,743.58
Total equity	201,081.83	200,949.49
Net debt to equity %	36.81%	34.21%

Notes to the Standalone Financial Statements

for the year ended 31 March 2019

39 : Capital management(Contd..)

In order to achieve this overall objective, the Company's capital management, amongst other things, aims to ensure that it meets financial covenants attached to the interest-bearing loans and borrowings that define capital structure requirements. No changes were made in the objectives, policies or processes for managing capital during the years ended 31 March, 2019 and 31 March, 2018.

40 : Financial instruments

(i) Categories of financial instruments

(₹ in Lakhs)

Particulars	As at 31 March 2019	As at 31 March 2018
Financial assets		
Measured at fair value through profit or loss (FVTPL)		
Mandatorily measured as at FVTPL		
(a) Investments in debentures	37,217.74	48,588.99
(b) Investments in mutual funds	2,019.91	4.85
	39,237.65	48,593.84
Measured at amortised cost		
(a) Cash and bank balances	12,658.43	8,271.15
(b) Trade receivables	157,701.14	121,332.20
(c) Loans	23,736.00	16,373.40
(d) Other financial assets	3,394.75	2,748.42
	197,490.32	148,725.17
Measured at fair value through other comprehensive income (FVTOCI)		
Derivative instruments designated as Cash flow hedge in Hedge Accounting	-	1.97
Total financial assets	236,727.97	197,320.98
Financial liabilities		
Measured at fair value through profit or loss (FVTPL)		
Derivative instruments in designated hedge accounting relationship	529.23	68.15
	529.23	68.15
Measured at amortised cost		
(a) Borrowings	74,488.03	71,579.11
(b) Trade payables	63,994.00	28,195.07
(c) Other financial liabilities	4,022.79	3,550.06
	142,504.82	103,324.24
Measured at fair value through other comprehensive income (FVTOCI)		
Derivative instruments designated as Cash flow hedge in Hedge Accounting	81.52	-
Total financial liabilities	143,115.57	103,392.39

The carrying amount reflected above represents the Company's maximum exposure to credit risk for such financial assets.

(ii) Financial risk management

The Company's corporate finance function provides services to the business, coordinates access to financial market, monitors and manages the financial risks relating to the operations of the Company through internal risk reports which analyse exposures by degree and magnitude of the risk. These risks include market risk (including currency risk, interest rate risk and other price risk), credit risk and liquidity risk.

Notes to the Standalone Financial Statements

for the year ended 31 March 2019

40 : Financial instruments (Contd..)

The Company seeks to minimize the effects of these risks by using derivative financial instruments to hedge risk exposures. The use of financial derivatives is governed by the Company's policies approved by the Board of Directors of the Company, which provide written principles on foreign exchange risk, interest rate risk, credit risk, the use of financial derivatives and non-derivative financial instruments and the investment of the excess liquidity. Compliance with policies and exposure limits is reviewed by the Company on a continuous basis. The Company does not enter into or trade financial instruments including derivative financial instruments for speculative purpose.

(iii) Market risk

The Company's activities expose it primarily to the financial risks of changes in foreign currency exchange rates and interest rates. The Company enters into the variety of derivative financial instruments to manage its exposure to foreign currency risk and interest rate risk including:

1. Interest rate swaps to mitigate the risk of rising interest rates.
2. Principal only swaps, Currency Swaps, Options and forwards contracts to mitigate foreign currency risk of foreign currency borrowings and payables foreign currency.

(iv) (a) Foreign currency risk management

The Company is subject to the risk that changes in foreign currency values mainly impact the Company's cost of imports of materials/capital goods, royalty expenses and borrowings etc. Exchange rate exposures are managed within approved policy parameters by entering in to foreign currency forward contracts, options and swaps.

Foreign exchange transactions are covered with in limits placed on the amount of uncovered exposure, if any, at any point in time. The aim of the Company's approach to management of currency risk is to leave the Company with minimised residual risk.

The carrying amount of unhedged foreign currency (FC) denominated monetary liabilities at the end of the reporting period are as follows:

(₹ in Lakhs)

Particulars	As at 31 March 2019	As at 31 March 2018
Liabilities		
In USD		
Short Term Borrowings	-	-
Trade Payable	11,260.59	2,423.62
Total	11,260.59	2,423.62
In EURO		
Short Term Borrowings	-	3,241.47
Trade Payable	1,285.29	820.60
Total	1,285.29	4,062.07
In Other currencies		
Short Term Borrowings	-	-
Trade Payable	8,797.08	1,519.07
Total	8,797.08	1,519.07
Total	21,342.96	8,004.76

Notes to the Standalone Financial Statements

for the year ended 31 March 2019

40 : Financial instruments (Contd..)

The Company does not have any foreign currency monetary assets .

(iv) (b) Foreign currency sensitivity analysis

The Company is exposed to foreign exchange risk arising from various currency exposures, primarily with respect to US Dollar and Euro.

The following table details the Company's sensitivity to a 10% increase and decrease in the Rupees against the relevant foreign currencies. 10% is the sensitivity rate used when reporting foreign currency risk internally to key management personnel and represents management's assessment of the reasonably possible change in foreign exchange rates. The sensitivity analysis includes unhedged external loans, receivables and payables in currency other than the functional currency of the Company.

A 10% strengthening of the INR against key currencies to which the Company is exposed (net of hedge) would have led to additional gain in the Statement of Profit and Loss. A 10% weakening of the INR against these currencies would have led to an equal but opposite effect.

(₹ in Lakhs)

Particulars	USD impact (net of tax)	
	As at 31 March 2019	As at 31 March 2018
Impact on profit or loss for the year	1,163.51	157.67
Impact on total equity as at the end of the reporting period	1,163.51	157.67

(₹ in Lakhs)

Particulars	EURO impact (net of tax)	
	As at 31 March 2019	As at 31 March 2018
Impact on profit or loss for the year	842.60	264.26
Impact on total equity as at the end of the reporting period	842.60	264.26

(₹ in Lakhs)

Particulars	CNY impact (net of tax)	
	As at 31 March 2019	As at 31 March 2018
Impact on profit or loss for the year	635.21	83.72
Impact on total equity as at the end of the reporting period	635.21	83.72

(v) (a) Interest rate risk management

Interest rate risk refers to the possibility that the fair value or future cash flows of a financial instrument will fluctuate because of changes in market interest rate. The Company is exposed to interest rate risk because it borrows funds at both fixed and floating interest rates. The risk is managed by the Company by maintaining an appropriate mix between fixed and floating rate borrowings, and by the use of interest rate swap contracts. Hedging activities are evaluated regularly to align with interest rate views and defined risk appetite, ensuring the most cost-effective hedging strategies are applied.

Notes to the Standalone Financial Statements

for the year ended 31 March 2019

40 : Financial instruments (Contd..)

As per the Company's risk management policy to minimize the interest rate cash flow risk on foreign currency long term borrowings, interest rate swaps are taken for most of the borrowings to convert the variable interest rate risk into rupee fixed interest rate. Thus, There is no major interest rate risks associated with foreign currency long term borrowings. In respect of foreign currency short term borrowings and rupee loans the Company does not have any borrowings at variable rate of interest.

Interest rate sensitivity analysis

The sensitivity analysis below have been determined based on the exposure to interest rates for floating rate liabilities at the end of the reporting period. For floating rate liabilities, a 50 basis point increase or decrease is used when reporting interest rate risk internally to key management personnel and represents management's assessment of the reasonably possible change in interest rates.

If interest rates had been 50 basis points higher/lower and all other variables were held constant, the Company's profit for the year ended 31 March 2019 would decrease/increase by ₹ 95.30 Lakhs net of tax (for the year ended 31 March 2018 decrease/increase by ₹ 22.98 Lakhs). This is mainly attributable to the Company's exposure to interest rates on its variable rate borrowings.

(v)(b) Interest rate swap contract

Under interest rate swap contracts, the Company agrees to exchange the difference between fixed and floating rate interest amounts calculated on agreed notional principal amounts. Such contracts enable the Company to mitigate the risk of changing interest rates. The fair value of interest rate swaps at the end of the reporting period is determined by discounting the future cash flows using the curves at the end of the reporting period and the credit risk inherent in the contract, and is disclosed below. The average interest rate is based on the outstanding balances at the end of the reporting period.

Details of Interest rate swap contracts outstanding at the end of reporting period:

Particulars	Average contracted fixed interest rate		Notional principal amount (₹ in Lakhs)		Fair value assets (liabilities) (₹ in Lakhs)	
	As at 31 March 2019	As at 31 March 2018	As at 31 March 2019	As at 31 March 2018	As at 31 March 2019	As at 31 March 2018
Cash flows hedges						
RBL Bank	10.50%	10.50%	1,622.00	3,790.00	(81.52)	1.97
Less than 1 Year	-	-	1,622.00	3,790.00	(81.52)	1.97
Balance in the cash flow hedge reserve (net of tax)					(53.32)	1.00

Net foreign exchange loss include gain of ₹87.66 Lakhs transferred from cash flow hedge reserve for year ended 31 March 2019.

Net loss of derivative instruments of ₹ 53.32 Lakhs recognised in hedging reserve as at 31 March 2019 is expected to be transfer to the statement of profit & loss by 31 March 2020. The maximum period over which the exposure of cash flow variability has been hedged is through calender year of 2019.

The interest rate swaps settle on quarterly basis. The floating rate on the interest rate swaps is the local interbank rate of India.

Notes to the Standalone Financial Statements

for the year ended 31 March 2019

40 : Financial instruments (Contd..)

All interest rate swap contracts exchanging floating rate interest amounts for fixed rate interest amounts are designated as cash flow hedges in order to reduce the Company's cash flow exposures resulting from variable interest rates on borrowing. The interest rate swaps and the interest payments on the loan occur simultaneously and the amount accumulated in equity is reclassified to profit or loss over the period that floating rate interest payments on debt affect profit or loss.

The line-items in the Standalone balance sheet that include the above hedging instruments are "Other financial assets" and "Other financial liabilities".

(vi) Other price risks

Other price risk is the risk that the fair value of a financial instrument will fluctuate due to changes in market traded price. Other price risk arises from financial assets such as investments in equity instruments and mutual funds. The Company does not have investment in equity instruments, other than investments in subsidiary which are held for strategic rather than trading purposes. The Company does not actively trade these investments. The Company's investment in mutual funds are in debt funds. Hence the Company's exposure to equity price risk is minimal.

(vii) Credit risk management

Credit risk refers to risk that a counterparty will default on its contractual obligations resulting in financial loss to the Company. Credit risk arises primarily from financial assets such as trade receivables, investment in mutual funds, derivative financial instruments, other balances with banks, loans and other receivables.

(a) Trade receivables

Credit risk arising from trade receivables is managed in accordance with the Company's established policy, procedures and control relating to customer credit risk management. The Company supplies wind turbine equipments to customers which are installed and commissioned generally by a group company and it involves various activities such as civil work, electrical & mechanical work and commissioning activities. The payment terms with customers are fixed as per industry norms. The above activities lead to certain amounts becoming due for payment on completion of related activities and commissioning. The Company considers such amounts as due only on completion of related milestones. However, the group company has also long term operation and maintenance contract with such customers. Accordingly, risk of recovery of such amounts is mitigated. Customers who represents more than 5% of the total balance of Trade Receivable as at 31 March 2019 is ₹78,449.75 Lakhs (as at 31 March 2018 of ₹ 54,461.18 lakh) are due from 5 major customers (6 customers as at 31 March 2018) who are reputed parties. All trade receivables are reviewed and assessed for default on a quarterly basis.

For trade receivables, as a practical expedient, the Company computes credit loss allowance based on a provision matrix. The provision matrix is prepared based on historically observed default rates over the expected life of trade receivables and is adjusted for forward-looking estimates. The provision matrix at the end of the reporting period is as follows:

Ageing	Expected credit loss (%)	
	2018-2019	2017-2018
0-180 days	0.10%	-
181-365 days	0.50%	0.50%
Above 365 days	1.50%	1.50%

Notes to the Standalone Financial Statements

for the year ended 31 March 2019

40 : Financial instruments (Contd..)

Age of receivables

(₹ in Lakhs)

Particulars	As at 31 March 2019	As at 31 March 2018
0-180 days	30,483.45	52,592.56
181-365 days	48,402.71	16,065.31
Above 365 days	80,291.86	53,558.02
Gross trade receivables	159,178.02	122,215.89

Movement in the expected credit loss allowance :

(₹ in Lakhs)

Particulars	As at 31 March 2019	As at 31 March 2018
Balance at beginning of the year	883.69	804.91
Movement in expected credit loss allowance	593.19	78.78
Balance at end of the year	1,476.88	883.69

b) Loans and other receivables

The Company applies expected credit losses (ECL) model for measurement and recognition of loss allowance on the loans given by the Company to the external parties. ECL is the difference between all contractual cash flows that are due to the Company in accordance with the contract and all the cash flows that the Company expects to receive (i.e., all cash shortfalls), discounted at the original effective interest rate.

The Company determines if there has been a significant increase in credit risk of the financial asset since initial recognition. If the credit risk of such assets has not increased significantly, an amount equal to 12-month ECL is measured and recognized as loss allowance. However, if credit risk has increased significantly, an amount equal to lifetime ECL is measured and recognized as loss allowance.

12-month ECL are a portion of the lifetime ECL which result from default events that are possible within 12 months from the reporting date. Lifetime ECL are the expected credit losses resulting from all possible default events over the expected life of a financial asset.

ECL are measured in a manner that they reflect unbiased and probability weighted amounts determined by a range of outcomes, taking into account the time value of money and other reasonable information available as a result of past events, current conditions and forecasts of future economic conditions.

ECL impairment loss allowance (or reversal) recognized during the period is recognized as expense/income in the Statement of Profit and Loss under the head 'Other expenses'/'other income'.

c) Other financial assets

Credit risk arising from investment in debt funds, derivative financial instruments and other balances with banks is limited because the counterparties are banks and recognised financial institutions with high credit ratings assigned by the various credit rating agencies. There are no collaterals held against such investments.

Notes to the Standalone Financial Statements

for the year ended 31 March 2019

40 : Financial instruments (Contd..)

Liquidity risk management

Ultimate responsibility for liquidity risk management rests with the committee of board of directors of the Company, which has established an appropriate liquidity risk management framework for the management of the Company's short, medium and long-term funding and liquidity management requirements. The Company manages liquidity risk by maintaining adequate reserves, banking facilities and reserve borrowing facilities, by continuously monitoring forecast and actual cash flows, and by matching the maturity profiles of financial assets and liabilities.

Liquidity and interest risk tables

The following table detail the analysis of derivative as well as non-derivative financial liabilities of the Company into relevant maturity groupings based on the remaining period from the reporting date to the contractual maturity date. The amounts disclosed in the table are the contractual undiscounted cash flows.

(₹ in Lakhs)

Particulars	Less than 1 year	1 to 5 year	5 years and above	Total
As at 31 March 2019				
Borrowings	66,223.66	7,888.73	-	74,112.39
Trade payables	63,994.00	-	-	63,994.00
Other financial liabilities	4,215.76	182.67	-	4,398.43
Derivative financial liabilities	610.75	-	-	610.75
Total	135,044.17	8,071.40	-	143,115.57
As at 31 March 2018				
Borrowings	56,378.64	14,917.30	-	71,295.94
Trade payables	28,195.07	-	-	28,195.07
Other financial liabilities	3,650.56	182.67	-	3,833.23
Derivative financial liabilities	66.18	-	-	66.18
Total	88,290.45	15,099.97	-	103,390.42

The above liabilities will be met by the Company from internal accruals, realization of current and non-current financial assets (other than strategic investments). Further, the Company also has unutilised financing facilities.

Notes to the Standalone Financial Statements

for the year ended 31 March 2019

40 : Financial instruments (Contd..)

(viii) Forward foreign exchange contracts

The Company enters into call spread option contract and Cross Currency Swap agreement to hedge the foreign currency risk and interest rate risk.

Outstanding contracts	Exchange rate		Foreign currency (Amount in Lakhs)		Nominal amounts (₹ in Lakhs)		Fair value assets/ (liabilities) ₹ in Lakhs	
	As at 31 March 2019	As at 31 March 2018	As at 31 March 2019	As at 31 March 2018	As at 31 March 2019	As at 31 March 2018	As at 31 March 2019	As at 31 March 2018
Fair value hedges								
Principal only swaps (POS) contracts (Financial Liability)	68.93	65.04	45.98	100.17	3,169.67	6,515.47	199.73	(68.15)
Forward contracts								
USD	68.93	-	96.10	-	6,624.17	-	(97.03)	-
EUR	77.40	-	150.73	-	11,666.50	-	(676.87)	-
GBP	89.05	-	1.03	-	91.72	-	(0.68)	-
CNY	10.34	-	115.52	-	1,194.45	-	(35.89)	-

The line-items in the standalone balance sheet that include the above hedging instruments are "other financial assets" and "other financial liabilities".

(ix) Fair Value of the company's financial assets and financial liabilities that are measured at fair value on a recurring basis:

(₹ in Lakhs)

Financial assets/ (financial liabilities)	Fair value as at		Fair value hierarchy	Valuation technique(s) & key inputs used	Significant unobservable input(s)	Relationship of unobservable inputs to fair value
	31 March 2019	31 March 2018				
(a) Investment in mutual funds (see Note 8)	Debt based mutual funds managed by various fund house - aggregate fair value of ₹ 2019.91 Lakhs	Debt based mutual funds managed by various fund house - aggregate fair value of ₹ 4.85 Lakhs	Level 2	The use of net asset value (NAV) for mutual fund on the basis of the statement received from investee party	NA	NA
(b) Forward foreign currency contracts (see Note 20)	Liability - ₹810.48 Lakhs	Liability - Nil	Level 2	Discounted cash flow. Foreign currency and INR cash flow are converted and discounted based on relevant exchange rates/ Interest rate (from observable data points available at the end of the reporting period). Difference between gross discounted Foreign currency and INR cash flow is stated as the final MTM as at reporting period.	NA	NA

Notes to the Standalone Financial Statements

for the year ended 31 March 2019

40 : Financial instruments (Contd..)

(₹ in Lakhs)

Financial assets/ (financial liabilities)	Fair value as at		Fair value hierarchy	Valuation technique(s) & key inputs used	Significant unobservable input(s)	Relationship of unobservable inputs to fair value
	31 March 2019	31 March 2018				
(c) Principal only swaps designated in hedge accounting relationships (see Note 20)	Assets -₹ 199.73 Lakhs	Liability -₹ 68.15 Lakhs	Level 2	Discounted cash flow. Foreign currency and INR cash flow are converted and discounted based on relevant exchange rates/ Interest rate (from observable data points available at the end of the reporting period). Difference between gross discounted Foreign currency and INR cash flow is stated as the final MTM as at reporting period.	NA	NA
(d) Interest rate swaps designated in hedge accounting relationships (see Note 20)	Liability -₹ 81.52 Lakhs	Assets -₹ 1.97 Lakhs	Level 2	Discounted cash flow. Foreign currency and INR cash flow are converted and discounted based on relevant exchange rates/ Interest rate (from observable data points available at the end of the reporting period). Difference between gross discounted Foreign currency and INR cash flow is stated as the final MTM as at reporting period.	NA	NA
(e) Investment in debentures (see Note 7)	Asset -₹ 37,217.74 Lakhs	Assets -₹ 48,588.99 Lakhs	Level 2	Discounted cash flow. Future cash flows are estimated based on forward exchange rates (from observable yield curves at the end of the reporting period) and contract interest rates, discounted at a rate that reflects the credit risks of various counter parties.	NA	NA

During the period, there were no transfers between Level 1 and level 2

(x) Fair value of financial assets and financial liabilities that are not measured at fair value (but fair value disclosures are required)

The carrying amount of financial assets and financial liabilities measured at amortised cost in the financial statements are a reasonable approximation of their fair values since the company does not anticipate that the carrying amounts would be significantly different from the values that would eventually be received or settled.

41 : Income tax recognised in statement of profit and loss

(₹ in Lakhs)

Particulars	2018-2019	2017-2018
Current tax		
In respect of the current year	41.71	-
Minimum Alternate Tax (MAT) credit	(41.71)	-
In respect of the earlier year	-	436.27
	-	436.27
Deferred tax		
In respect of the current year	67.82	(8,120.96)
In respect of the earlier year	-	(561.28)
	67.82	(8,682.24)
Total income tax expense recognised in the current year	67.82	(8,245.97)

Notes to the Standalone Financial Statements

for the year ended 31 March 2019

41 : Income tax recognised in statement of profit and loss (Contd..)

The income tax expense for the year can be reconciled to the accounting profit as follows:

(₹ in Lakhs)

Particulars	2018-2019	2017-2018
Profit before tax	193.50	(23,962.72)
Income tax expense calculated at 34.944% (2017-2018: 34.608%)	67.62	(8,293.02)
Tax incentives	-	40.68
Effect of expenses that are not deductible in determining taxable profits	0.20	140.29
Effect on deferred tax balances due to the change in income tax rate from 34.608% to 34.944%	-	(8.91)
	67.82	(8,120.96)
Taxation pertaining to earlier years	-	(125.01)
Income tax expense recognised in statement of profit and loss	67.82	(8,245.97)

The tax rate used for the year ended 31 March 2019 and 31 March 2018 in reconciliations above is the corporate tax rate of 34.944% payable by corporate entities in India on taxable profits under the Indian tax law.

42 : Contingent liabilities

- (a) Claims against the Company not acknowledged as debts: claims made by contractors - ₹ 261.17 Lakhs (as at 31 March 2018: ₹ 679.77 Lakhs)

Some of the suppliers have raised claims including interest on account of non payment in terms of the respective contracts. The Company has contended that the suppliers have not adhered to some of the contract terms. At present the matters are pending before the jurisdictional authorities or are under negotiations.

- (b) In respect of claims made by five (previous year : four) customers for non-commissioning of WTGs, the amount is not ascertainable.

- (c) Claim against the Company not acknowledged as debts from customers ₹ 4,150 Lakhs (as at 31 March 2018 : ₹3,750 Lakhs)

- (d) In respect of VAT matters - ₹ 59.09 Lakhs (as at 31 March 2018: ₹ 59.09 Lakhs)

The Company had received orders for the financial years ended 31 March 2013 and 31 March 2014, in respect of Himachal Pradesh VAT, levying penalty of ₹ 112.87 Lakhs for delayed payment of VAT. The Company had filed appeals before the first appellate authority. During the year ended 31 March 2015, the company had received appellate order for the year ended 31 March 2014 confirming the levy of penalty and the Company has filed further appeal against the said order. However, the Company has estimated the amount of penalty which may be ultimately sustained at ₹ 53.78 Lakhs and provision for the same was made during the year ended 31 March 2015. After adjusting the amount of ₹ 23.35 Lakhs paid against the demands, the balance amount of ₹ 30.43 Lakhs is carried forward as "Disputed sales tax liabilities (net of payments)" in Note 21.

- (e) In respect of Service tax matter- ₹ 1,401.63 Lakhs (as at 31 March 2018 : ₹ 1,401.63 Lakhs)

The Company has received orders for the period September 2011 to March 2016, in respect of Service Tax, levying demand of ₹ 1,401.63 Lakhs on account of disallowance of exemption of Research & Development cess from payment of service tax. The Company has filed appeals before the first appellate authority. The Company has estimated the amount of demand which may be ultimately sustained at ₹ 32.19 Lakhs and provision for the same is made during the year and carried forward as "Disputed service tax liabilities" in Note 21.

Notes to the Standalone Financial Statements

for the year ended 31 March 2019

42 : Contingent liabilities: (Contd..)

- (f) In respect of Income tax matters - ₹ 4,014.44 Lakhs (as at 31 March 2018: ₹ 3,984.97 Lakhs)

This includes demand for assessment year 2013-14 received in the current year by the holding company, mainly on account of reduction in the amount of tax incentive claimed, which is being contested before the first appellate authority.

- (g) In respect of Labour Cess under Building and other construction workers Act, 1966 - ₹ 61.11 Lakhs (as at 31 March 2018: Nil)

The Company has received the order for the financial year ended 31 March 2015, 31 March 2016 in respect of Labour Cess on construction work at Relwa Khurd MP plant.

In respect of above matters, no additional provision is considered necessary as the Company expects favourable outcome. Further, it is not possible for the Company to estimate the timing and amounts of further cash outflows, if any, in respect of these matters.

43 : Capital and other commitments

- a) Estimated amounts of contracts remaining to be executed on capital account and not provided for (net of advances) is ₹ 1,057.24 Lakhs, (as at 31 March 2018: ₹ 4,313.22 Lakhs,).
- b) Amount of customs duty exemption availed by the Company under EPCG Scheme for which export obligations are required to be fulfilled within stipulated period ₹ 2,651.54 Lakhs (as at 31 March 2018 ₹ 2,983.84 Lakhs). The Company has recognised deferred grant income under EPCG scheme upto the Financial year ending 31 March 2019 amounting to ₹1,111.38 Lakhs (previous year ₹ 930.79 Lakhs) against which export obligation is yet to be fulfilled by the Company.
- c) Bank guarantees issued by the Company to its customers for ₹ 78,422.22 Lakhs (as at 31 March 2018 : ₹ 104,556.00 Lakhs).

44 : Operating lease arrangements

- a) Leasing arrangements in respect of operating lease for office premises / residential premises:

The Company's significant lease agreements are for a period of 11/60 months and are cancellable. The aggregate lease rentals are charged as "Rent" in the Standalone Statement of Profit and Loss.

- b) Interest in land taken on lease and classified as operating lease:

The leasehold land are generally taken for the period of 30 to 99 years. The entire lease premium is already paid and future rentals are nominal. Amortisation of such lease payments is included in "Rent" in the Standalone statement of Profit and Loss and the balance remaining amount to be amortised is included in the Standalone Balance Sheet as Prepayments- Leasehold land .

45 : Balance confirmation

The Company has a system of obtaining periodic confirmation of balances from banks, trade receivables/payables and other parties. The balance confirmation letters as referred in the Standard on Auditing (SA) 505 (Revised) 'External Confirmations', were sent to banks and parties and certain party's balances are subject to confirmation/reconciliation. Adjustments, if any will be accounted for on confirmation/reconciliation of the same, which in the opinion of the management will not have a material impact.

Notes to the Standalone Financial Statements

for the year ended 31 March 2019

46 : Segment information

Information reported to the chief operating decision maker (CODM) for the purpose of resource allocation and segment performance focuses on single business segment of manufacturing of Wind Turbine Generators (WTG's) comprising of Erection, Procurement & Commissioning ("EPC"), Operations & Maintenance ("O&M") and Common Infrastructure Facilities services for WTGs and hence there is only one reportable business segment in terms of Ind AS 108: Operating Segment.

Four customers contributed more than 10% of the total Company's revenue amounting to ₹ 104,084.04 Lakhs (as at 31 March 2018: nine customers amounting to ₹ 52,171.70 Lakhs).

47 : Revenue from contracts with customers as per Ind AS 115

(A) Disaggregated revenue information

In the following table, revenue from contracts with customers is disaggregated by primary major products and service lines. Since the Company has only one reportable business segment, no reconciliation of the disaggregated revenue is required:

Reportable segment/Manufacture of Wind Turbine

(₹ in Lakhs)

Particulars	2018-2019
Major Product/ Service Lines	
Sale of goods	125,820.63
Sale of services	4,487.93
Others	4,239.91
Total	134,548.47

(B) Contract balances

All the Trade Receivables and Contract Liabilities have been separately presented in notes to accounts.

48 : Initial public offer

The Company had made an Initial Public Offer (IPO) during the year ended 31 March 2015, for 31,918,226 equity shares of ₹ 10 each, comprising of 21,918,226 fresh issue of equity shares by the Company and 10,000,000 equity shares offered for sale by Gujarat Fluorochemicals Limited (GFL), the Company's holding company. The equity shares were issued at a price of ₹ 325 per share (including premium of ₹ 315 per share), subject to a discount of ₹ 15 per share for eligible employees of the Company and retail investors. Out of the total proceeds from the IPO of ₹ 102,053 Lakhs, the Company's share was ₹ 70,000 Lakhs from the fresh issue of 21,918,226 equity shares. The total expenses in connection with the IPO are shared between the Company and GFL in proportion of the amount received from the IPO proceeds. Accordingly amount of ₹ 3,222.15 Lakhs, being share of the Company in the IPO expenses, is adjusted against the securities premium account. Fresh equity shares were allotted by the Company on 30 March 2015 and the shares of the Company were listed on the stock exchanges on 9 April 2015.

Subsequently, the members of the Company have passed a special resolution for variations in terms of the Objects of the Issue through postal ballot on 5 September 2017.

Notes to the Standalone Financial Statements

for the year ended 31 March 2019

48 : Initial public offer (Contd..)

Details of utilization of IPO proceeds are as follows:

(₹ in Lakhs)

Objects of the issue as per the prospectus	Total amount to be spent (as per special resolution)	Total spent/ utilisation upto 31 March 2018	Amount pending utilization
Expansion and up-gradation of existing manufacturing facilities	14,748.00	14,748.00	-
Long term working capital requirements	29,000.00	29,000.00	-
Investment in wholly owned subsidiary, IWISL for the purpose of development of Power evacuation infrastructure and other infrastructure development	13,153.70	13,153.70	-
Issue related expenses	3,732.70	3,732.70	-
General Corporate Purposes	9,365.60	9,365.60	-
Total	70,000.00	70,000.00	-

49 : Payment to auditors

(₹ in Lakhs)

Particulars	2018-2019	2017-2018
Statutory Audit (including consolidated accounts)	25.10	20.50
Limited review of quarterly accounts	7.50	4.00
Tax audit and other audits under Income-tax Act	10.50	10.50
For taxation matters	-	1.50
Certification	0.45	3.50
Out of pocket expenses	0.56	1.59
Total	44.11	41.59

Note : The above amounts are exclusive of service tax & GST

50 (a) : Additional disclosure in respect of loans given, as required by the listing agreement:

i) Name of the loanee - Inox Wind Infrastructure Services Limited

(₹ in Lakhs)

Particulars	31 March 2019	31 March 2018
In respect of Inter-corporate deposit:		
Amount at the year end	21,774.39	15,876.14
Maximum balance during the year	22,814.89	26,650.72
In respect of debentures:		
Amount at the year end	40,000.00	50,000.00
Maximum balance during the year	50,000.00	50,000.00
Investment by the loanee in shares of the Company:	Nil	Nil

ii) Name of the loanee - Waft Energy Private Limited

(₹ in Lakhs)

Particulars	31 March 2019	31 March 2018
In respect of Inter-corporate deposit:		
Amount at the year end	4.58	-
Maximum balance during the year	4.58	-
Investment by the loanee in shares of the Company	Nil	-

Notes to the Standalone Financial Statements

for the year ended 31 March 2019

50 (b) : Disclosure required under section 186(4) of the Companies Act, 2013

Loans to related parties:

(₹ in Lakhs)

Name of the Party	31 March 2019	31 March 2018
Waft Energy Private Limited	4.58	-
Inox Wind Infrastructure Services Limited	21,774.39	15,876.14

The above loans are unsecured. The inter-corporate deposits are repayable on demand and carry interest @ 12% p.a. These loans are given for general business purposes.

51 : Terms of repayment and securities for non-current borrowings

(₹ in Lakhs)

Particulars	As at 31 March 2019	As at 31 March 2018
Foreign currency term loan from Bank is secured by first pari-passu charge by way of hypothecation on the entire fixed assets of Plant at Relwa Khurd Industrial Area carries interest @ 10.25% p.a and is repayable in 18 quarterly installments starting from 30 October 2015.	1,490.18	2,812.34
Foreign currency term loan from Bank is secured by first pari-passu charge by hypothecation on the entire fixed assets of Plant at Relwa Khurd Industrial Area carries interest @10.50% p.a and repayable in 12 quarterly installments starting from 10 February 2017	1,679.50	3,703.13
Rupee term loan from Bank is secured by First exclusive charge on existing & future movable & immovable fixed assets of Una and Rohika Plants, carries interest @ 11.30% p.a. and is repayable in 20 quarterly installments starting from 30 September 2014.	125.00	625.00
Rupee term loan from Bank is secured by extension of first exclusive charges on immovable fixed assets of the Company at Una, Himachal Pradesh & Bavla (Rohika), Gujarat excluding charge on land bearing survey no. 129/13 at Bavla and first exclusive charge on existing and future movable fixed assets of the company at Bavla, Gujarat and First pari passu charges on movable fixed assets of the company at Una, Himachal Pradesh (along with existing charge of District Industries Centre, Himachal Pradesh of ₹ 30 Lakhs), carries interest @ 9.10% to 10.38% p.a. and is repayable in 20 quarterly installments starting from 30 June 2017.	11,888.74	16,000.00
Vehicle term loan from others is secured by hypothecation of the said vehicle and carries interest @ 11.28% p.a. The loan is repayable in 36 monthly installments starting from 3 March 2017.	71.70	88.15
Vehicle term loan from others is secured by hypothecation of the said vehicle and carries interest @ 12.00% p.a. The loan is repayable in 36 monthly installments starting from 23 September 2015.	-	65.37

51 a : Terms of repayment and securities for current borrowings

(₹ in Lakhs)

Particulars	As at 31 March 2019	As at 31 March 2018
Buyer's credit facilities are secured by first pari-passu charge on the current assets of the Company and carry interest rate of applicable LIBOR plus bank's spread which is generally in the range of 0.25% to 1%.	-	3,241.47
Supplier's credit facilities are secured by first pari-passu charge on the current assets of the Company and carry interest rate of applicable LIBOR plus bank's spread which is generally in the range of 0.33% to 0.65%.	17,114.32	-

Notes to the Standalone Financial Statements

for the year ended 31 March 2019

51 : Terms of repayment and securities for non-current borrowings (Contd..)

(₹ in Lakhs)

Particulars	As at 31 March 2019	As at 31 March 2018
Working capital demand loan from bank is secured by first pari-passu charge on the current assets of the Company and carries interest in the range of 9.90% to 14% p.a.	5,900.00	6,600.00
Cash credit facilities are secured by first pari-passu charge on the current assets of the Company and carries interest rate in the range on 10% to 13.69% p.a.	25,513.46	38,430.88
Other Loan - (Invoice Purchase Finance) was secured by first pari-passu charge on the current assets of the Company and carries interest rate in the range of 8.75% p.a.	829.50	-

52 : Corporate social responsibility (CSR)

(a) The gross amount required to be spent by the Company during the year towards Corporate Social Responsibility is ₹ 523.83 Lakhs (Previous year: ₹ 964.52 Lakhs).

(b) Amount spent during the year ended 31 March 2019:

(₹ in Lakhs)

Particulars	In Cash	Yet to be paid in cash	Total
(i) Construction/acquisition of any fixed assets	Nil	Nil	Nil
	(Nil)	(Nil)	(Nil)
(ii) On purpose other than (i) above - Donations	127.25	Nil	127.25
	(122.42)	(Nil)	(122.42)

(Figures in bracket pertain to previous year)

53 : Events after the reporting period

There are no events observed after the reported period which have a material impact on the company operations.

54 : There have been no delays in transferring amounts required to be transferred to the Investor Education and Protection Fund.

As per our report of even date attached

For Dewan P. N. Chopra & Co.

Chartered Accountants

Firm's Registration No 000472N

Sandeep Dahiya

Partner

Membership No 505371

For and on behalf of the Board of Directors

Devansh Jain

Whole-time Director

DIN: 01819331

Narayan Lodha

Chief Financial Officer

Kailash Tarachandani

Whole-time Director & CEO

DIN: 06388564

Deepak Banga

Company Secretary

Place : Noida

Date : 18 May 2019

Place : Noida

Date : 18 May 2019

Consolidated Financial Statements

Independent Auditor's Report

To the Members of Inox Wind Limited

Report on the Audit of the Consolidated Financial Statements

Opinion

We have audited the accompanying consolidated financial statements of Inox Wind Limited (hereinafter referred to as the "Holding Company") and its subsidiaries (Holding Company and its subsidiaries together referred to as "the Group"), and its associates which comprise the consolidated Balance Sheet as at March 31, 2019, and the consolidated statement of Profit and Loss, the consolidated statement of changes in equity and the consolidated cash flows Statement for the year then ended, and notes to the consolidated financial statements, including a summary of significant accounting policies (hereinafter referred to as "the consolidated financial statements").

In our opinion and to the best of our information and according to the explanations given to us, the aforesaid consolidated financial statements give the information required by the Act in the manner so required and give a true and fair view in conformity with the accounting principles generally accepted in India, of their consolidated state of affairs of the Group as at March 31, 2019, of

consolidated loss, consolidated changes in equity and its consolidated cash flows for the year then ended.

Basis for Opinion

We conducted our audit in accordance with the Standards on Auditing (SAs) specified under section 143(10) of the Companies act, 2013. Our responsibilities under those Standards are further described in the Auditor's Responsibilities for the Audit of the Consolidated Financial Statements section of our report. We are independent of the Group in accordance with the Code of Ethics issued by ICAI, and we have fulfilled our other ethical responsibilities in accordance with the provisions of the Companies Act, 2013. We believe that the audit evidence we have obtained is sufficient and appropriate to provide a basis for our opinion.

Key Audit Matters

Key audit matters are those matters that, in our professional judgment, were of most significance in our audit of the consolidated financial statements of the current period. These matters were addressed in the context of our audit of the consolidated financial statements as a whole, and in forming our opinion thereon, and we do not provide a separate opinion on these matters.

The Key audit Matters

Adoption of Ind AS 115 – Revenue from Contracts with Customers

As described in Note 3.1 to the consolidated financial statements, the Group has adopted Ind AS 115, Revenue from Contracts with Customers ('Ind AS 115') which is the new revenue accounting standard. The application and transition to this accounting standard is complex and is an area of focus in the audit. The revenue standard establishes a comprehensive framework for determining whether, how much and when revenue is recognized. This involves certain key judgments relating to identification of distinct performance obligations, determination of transaction price of identified performance obligation, the appropriateness of the basis used to measure revenue recognized over a period. Additionally, the standard mandates robust disclosures in respect of revenue and periods over which the remaining performance obligations will be satisfied subsequent to the balance sheet date. The Group adopted Ind AS 115 and applied the available exemption provided therein, to not restate the comparative periods.

How our audit addressed the key audit matter

Our audit procedures on adoption of Ind AS 115, Revenue from contracts with Customers ('Ind AS 115'), which is the new revenue accounting standard, include –

- Evaluated the design and implementation of the processes and internal controls relating to implementation of the new revenue accounting standard;
- Evaluated the detailed analysis performed by management on revenue streams by selecting samples for the existing contracts with customers and considered revenue recognition policy in the current period in respect of those revenue streams;
- Evaluated the changes made to IT systems to reflect the changes required in revenue recognition as per the new accounting standard;
- Evaluated the cumulative effect adjustments as at 1 April 2018 for compliance with the new revenue standard; and
- Evaluated the appropriateness of the disclosures provided under the new revenue standard and assessed the completeness and mathematical accuracy of the relevant disclosures.

The Key audit Matters	How our audit addressed the key audit matter
<p>Evaluation of uncertain tax positions</p> <p>The Group operates in multiple jurisdictions and is subject to periodic challenges by local tax authorities on a range of tax matters during the normal course of business including transfer pricing and indirect tax matters. These involve significant management judgment to determine the possible outcome of the uncertain tax positions, consequently having an impact on related accounting and disclosures in the consolidated financial statements.</p>	<p>Our audit procedures include the following substantive procedures:</p> <ul style="list-style-type: none"> • Obtained understanding of key uncertain tax positions; and • Read and analysed select key correspondences, external legal opinions / consultations by management for key uncertain tax positions; • Discussed with appropriate senior management and evaluated management's underlying key assumptions in estimating the tax provisions; and • Assessed management's estimate of the possible outcome of the disputed cases.

Information Other than the Consolidated Financial Statements and Auditor's Report Thereon

The Company's Board of Directors is responsible for the other information. The other information comprises the information included in the Management Discussion and Analysis, Board's Report including Annexures to Board's Report, Corporate Governance and Shareholder's Information (hereinafter referred as "the Reports"), but does not include the consolidated financial statements and our auditor's report thereon. The Reports is expected to be made available to us after the date of this auditor's report.

Our opinion on the consolidated financial statements does not cover the other information and we do not express any form of assurance conclusion thereon.

In connection with our audit of the consolidated financial statements, our responsibility is to read the other information identified above when it becomes available and, in doing so, consider whether the other information is materially inconsistent with the consolidated financial statements or our knowledge obtained in the audit or otherwise appears to be materially misstated.

Responsibilities of Management and those Charged with Governance for the Consolidated Financial Statements

The Holding Company's Board of Directors is responsible for the preparation and presentation of these consolidated financial statements in term of the requirements of the Companies Act, 2013 that give a true and fair view of the consolidated financial position, consolidated financial performance and consolidated cash flows of the Group including and its Associates in accordance with the accounting principles generally accepted in India, including the Indian Accounting Standards specified under section 133 of the Act.

The respective Board of Directors of the companies included in the Group and of its associates are responsible for maintenance of adequate accounting records in accordance with the provisions of the Act for safeguarding the assets of the Group and for preventing and detecting frauds and other irregularities; the selection and application of appropriate accounting policies; making judgments and estimates that are reasonable and prudent; and the design, implementation and maintenance of adequate internal financial controls, that were operating effectively for ensuring accuracy and completeness of the accounting records, relevant to the preparation and presentation of the financial statements that give a true and fair view and are free from material misstatement, whether due to fraud or error, which have been used for the purpose of preparation of the consolidated financial statements by the Directors of the Holding Company, as aforesaid.

In preparing the consolidated financial statements, the respective Board of Directors of the companies included in the Group and of its associates are responsible for assessing the ability of the Group and of its associates to continue as a going concern, disclosing, as applicable, matters related to going concern and using the going concern basis of accounting unless management either intends to liquidate the Group or to cease operations, or has no realistic alternative but to do so.

The respective Board of Directors of the companies included in the Group and of its associates are responsible for overseeing the financial reporting process of the Group and of its associates.

Auditor's Responsibilities for the Audit of the Consolidated Financial Statements

Our objectives are to obtain reasonable assurance about whether the consolidated financial statements as

a whole are free from material misstatement, whether due to fraud or error, and to issue an auditor's report that includes our opinion. Reasonable assurance is a high level of assurance, but is not a guarantee that an audit conducted in accordance with SAs will always detect a material misstatement when it exists. Misstatements can arise from fraud or error and are considered material if, individually or in the aggregate, they could reasonably be expected to influence the economic decisions of users taken on the basis of these consolidated financial statements.

As part of an audit in accordance with SAs, we exercise professional judgment and maintain professional skepticism throughout the audit. We also:

- Identify and assess the risks of material misstatement of the consolidated financial statements, whether due to fraud or error, design and perform audit procedures responsive to those risks, and obtain audit evidence that is sufficient and appropriate to provide a basis for our opinion. The risk of not detecting a material misstatement resulting from fraud is higher than for one resulting from error, as fraud may involve collusion, forgery, intentional omissions, misrepresentations, or the override of internal control.
- Obtain an understanding of internal control relevant to the audit in order to design audit procedures that are appropriate in the circumstances. Under section 143(3)(i) of the Companies Act, 2013, we are also responsible for expressing our opinion on whether the company has adequate internal financial controls system in place and the operating effectiveness of such controls.
- Evaluate the appropriateness of accounting policies used and the reasonableness of accounting estimates and related disclosures made by management.
- Conclude on the appropriateness of management's use of the going concern basis of accounting and, based on the audit evidence obtained, whether a material uncertainty exists related to events or conditions that may cast significant doubt on the ability of the Group and its associates to continue as a going concern. If we conclude that a material uncertainty exists, we are required to draw attention in our auditor's report to the related disclosures in the consolidated financial statements or, if such disclosures are inadequate, to modify our opinion. Our conclusions are based on the audit evidence obtained up to the date of our auditor's report. However, future events or conditions may cause the

Group and its associates to cease to continue as a going concern.

- Evaluate the overall presentation, structure and content of the consolidated financial statements, including the disclosures, and whether the consolidated financial statements represent the underlying transactions and events in a manner that achieves fair presentation.
- Obtain sufficient appropriate audit evidence regarding the financial information of the entities or business activities within the Group and its associates to express an opinion on the consolidated financial statements. We are responsible for the direction, supervision and performance of the audit of the financial statements of such entities included in the consolidated financial statements of which we are the independent auditors. For the other entities included in the consolidated financial statements, which have been audited by other auditors, such other auditors remain responsible for the direction, supervision and performance of the audits carried out by them. We remain solely responsible for our audit opinion.

We communicate with those charged with governance of the Holding Company and such other entities included in the consolidated financial statements of which we are the independent auditors regarding, among other matters, the planned scope and timing of the audit and significant audit findings, including any significant deficiencies in internal control that we identify during our audit.

We also provide those charged with governance with a statement that we have complied with relevant ethical requirements regarding independence, and to communicate with them all relationships and other matters that may reasonably be thought to bear on our independence, and where applicable, related safeguards.

From the matters communicated with those charged with governance, we determine those matters that were of most significance in the audit of the consolidated financial statements of the current period and are therefore the key audit matters. We describe these matters in our auditor's report unless law or regulation precludes public disclosure about the matter or when, in extremely rare circumstances, we determine that a matter should not be communicated in our report because the adverse consequences of doing so would reasonably be expected to outweigh the public interest benefits of such communication.

Other Matters

(a) The consolidated financial statements also include the Group's share of net loss of ₹ 23.88 Lakhs for the year ended 31st March, 2019, as considered in the consolidated financial statements, in respect of 3 associates, whose financial statements have not been audited by us. These financial statements have been audited by other auditors whose reports have been furnished to us by the management and our opinion on the consolidated financial statements, in so far as it relates to the amounts and disclosures included in respect of these associates, and our report in terms of sub-sections (3) and (11) of Section 143 of the Act in so far as it relates to the aforesaid associates, is based solely on such financial statements.

Our opinion on the consolidated financial statements, and our report on Other Legal and Regulatory Requirements below, is not modified in respect of the above matters with respect to our reliance on the work done and the reports of the other auditors and the financial statements/ financial information certified by the Management.

Report on Other Legal and Regulatory Requirements

As required by Section 143(3) of the Act, [based on our audit and on the consideration of report of the other auditors on separate financial statements and the other financial information of associates, as noted in the other matters paragraph, we report, to the extent applicable, that:

- (a) We have sought and obtained all the information and explanations which to the best of our knowledge and belief were necessary for the purposes of our audit of the aforesaid consolidated financial statements.
- (b) In our opinion, proper books of account as required by law relating to preparation of the aforesaid consolidated financial statements have been kept so far as it appears from our examination of those books and the reports of the other auditors.
- (c) The Consolidated Balance Sheet, the Consolidated Statement of Profit and Loss, and the Consolidated Cash Flow Statement dealt with by this Report are in agreement with the relevant books of account maintained for the purpose of preparation of the consolidated financial statements.
- (d) In our opinion, the aforesaid consolidated financial statements comply with the Accounting Standards specified under Section 133 of the Act.

- (e) On the basis of the written representations received from the directors of the Holding Company as on 31st March, 2019 taken on record by the Board of Directors of the Holding Company and the reports of the statutory auditors of its subsidiary companies, and associate companies, none of the directors of the Group companies and its associate companies is disqualified as on 31st March, 2019 from being appointed as a director in terms of Section 164 (2) of the Act.
- (f) With respect to the adequacy of internal financial controls over financial reporting of the Holding Company, its subsidiary companies and associates companies and the operating effectiveness of such controls, refer to our separate report in Annexure A.
- (g) With respect to the other matters to be included in the Auditor's Report in accordance with Rule 11 of the Companies (Audit and Auditor's) Rules, 2014, in our opinion and to the best of our information and according to the explanations given to us and based on the consideration of the report of the other auditors on separate financial statements as also the other financial information of associates, as noted in the Other matters paragraph

- i. The consolidated financial statements disclose the impact of pending litigations on the consolidated financial position of the Group and its associates— Refer Note 41 to the consolidated financial statements.
- ii. Provision has been made in the consolidated financial statements, as required under the applicable law or accounting standards, for material foreseeable losses, if any, on long-term contracts including derivative contracts in respect of such items as it relates to the Group, and its associates. (Refer Note 38 to the consolidated financial statements)
- iii. There were no amounts which were required to be transferred to the Investor Education and Protection Fund by the Company.

For Dewan P. N. Chopra & Co.
Chartered Accountants
Firm Regn. No. 000472N

Sandeep Dahiya
Partner
Membership No. 505371

Place: New Delhi
Date: 18 May 2019

Annexure – “A”

To the Independent Auditor’s Report

(Referred to in paragraph - 1(f) under the heading of “Report on Other Legal and Regulatory Requirements” of our Report of even date.)

Report on the Internal Financial Controls under Clause (i) of Sub-section 3 of Section 143 of the Companies Act, 2013 (“the Act”)

In conjunction with our audit of the consolidated financial statements of the Company as of and for the year ended March 31, 2019, We have audited the internal financial controls over financial reporting of Inox Wind Limited (hereinafter referred to as “the Holding Company”) and its subsidiary companies and its associate companies, which are companies incorporated in India, as of that date.

Management’s Responsibility for Internal Financial Controls

The respective Board of Directors of the Holding company, its subsidiary companies and its associate companies, which are companies incorporated in India, are responsible for establishing and maintaining internal financial controls based on the internal control over financial reporting criteria established by the respective company considering the essential components of internal control stated in the Guidance Note on Audit of Internal Financial Controls Over Financial Reporting issued by the Institute of Chartered Accountants of India (ICAI). These responsibilities include the design, implementation and maintenance of adequate internal financial controls that were operating effectively for ensuring the orderly and efficient conduct of its business, including adherence to the respective company’s policies, the safeguarding of its assets, the prevention and detection of frauds and errors, the accuracy and completeness of the accounting records, and the timely preparation of reliable financial information, as required under the Companies Act, 2013.

Auditors’ Responsibility

Our responsibility is to express an opinion on the Company’s internal financial controls over financial reporting based on our audit. We conducted our audit

in accordance with the Guidance Note on Audit of Internal Financial Controls Over Financial Reporting (the “Guidance Note”) issued by the ICAI and the Standards on Auditing, issued by ICAI and deemed to be prescribed under section 143(10) of the Companies Act, 2013, to the extent applicable to an audit of internal financial controls, both issued by the Institute of Chartered Accountants of India. Those Standards and the Guidance Note require that we comply with ethical requirements and plan and perform the audit to obtain reasonable assurance about whether adequate internal financial controls over financial reporting was established and maintained and if such controls operated effectively in all material respects.

Our audit involves performing procedures to obtain audit evidence about the adequacy of the internal financial controls system over financial reporting and their operating effectiveness. Our audit of internal financial controls over financial reporting included obtaining an understanding of internal financial controls over financial reporting, assessing the risk that a material weakness exists, and testing and evaluating the design and operating effectiveness of internal control based on the assessed risk. The procedures selected depend on the auditor’s judgment including the assessment of the risks of material misstatement of the financial statements, whether due to fraud or error.

We believe that the audit evidence we have obtained and the audit evidence obtained by the other auditors in terms of their reports referred to in the Other Matters paragraph below, is sufficient and appropriate to provide a basis for our audit opinion on the Company’s internal financial controls system over financial reporting.

Meaning of Internal Financial Controls over Financial Reporting

A company’s internal financial control over financial reporting is a process designed to provide reasonable assurance regarding the reliability of financial reporting

and the preparation of financial statements for external purposes in accordance with generally accepted accounting principles. A company's internal financial control over financial reporting includes those policies and procedures that (1) pertain to the maintenance of records that, in reasonable detail, accurately and fairly reflect the transactions and dispositions of the assets of the company; (2) provide reasonable assurance that transactions are recorded as necessary to permit preparation of financial statements in accordance with generally accepted accounting principles, and that receipts and expenditures of the company are being made only in accordance with authorisations of management and directors of the company; and (3) provide reasonable assurance regarding prevention or timely detection of unauthorised acquisition, use, or disposition of the company's assets that could have a material effect on the financial statements.

Inherent Limitations of Internal Financial Controls Over Financial Reporting

Because of the inherent limitations of internal financial controls over financial reporting, including the possibility of collusion or improper management override of controls, material misstatements due to error or fraud may occur and not be detected. Also, projections of any evaluation of the internal financial controls over financial reporting to future periods are subject to the risk that the internal financial control over financial reporting may become inadequate because of changes in conditions, or that the degree of compliance with the policies or procedures may deteriorate.

Opinion

In our opinion, the Holding Company, its subsidiary companies and its associate companies, which are companies incorporated in India, have, in all material respects, an adequate internal financial controls system over financial reporting and such internal financial controls over financial reporting were operating effectively as at March 31, 2019, based on the internal control over financial reporting criteria established by the Company considering the essential components of internal control stated in the Guidance Note on Audit of Internal Financial Controls Over Financial Reporting issued by the ICAI

Other Matters

Our aforesaid reports under Section 143(3)(i) of the Act on the adequacy and operating effectiveness of the internal financial controls over financial reporting insofar as it relates to three associate of a subsidiary, which are companies incorporated in India, is based on the corresponding reports of the auditors of such companies incorporated in India.

For Dewan P. N. Chopra & Co.

Chartered Accountants
Firm Regn. No. 000472N

Sandeep Dahiya

Partner
Membership No. 505371

Place: New Delhi
Date: 18 May 2019

Consolidated Balance Sheet

as at 31 March 2019

(₹ in Lakhs)

Particulars	Notes	As at 31 March 2019	As at 31 March 2018
ASSETS			
Non-current assets			
(a) Property, plant and equipment	5	94,272.16	95,510.72
(b) Capital work in progress		6,584.57	1,957.07
(c) Intangible assets	6	3,029.94	2,971.85
(d) Investments accounted for using the equity method	7	6,931.12	1.95
(e) Financial assets			
(i) Loans	9	1,342.68	1,493.94
(ii) Other non-current financial assets	10	31,001.04	25,217.88
(f) Deferred tax assets (net)	22	10,862.95	8,642.89
(g) Income tax assets (net)	11	1,600.38	1,786.58
(h) Other non-current assets	12	10,957.39	10,040.67
Total non-current assets		166,582.23	147,623.55
Current assets			
(a) Inventories	13	94,375.36	92,936.17
(b) Financial assets			
(i) Investments	8	2,153.58	4.85
(ii) Trade receivables	14	162,985.38	133,867.22
(iii) Cash and cash equivalents	15	525.26	4,558.24
(iv) Bank balances other than (iii) above	16	13,014.28	8,109.89
(v) Loans	9	52.39	2.64
(vi) Other current financial assets	10	7,124.31	4,350.15
(c) Income tax assets (net)	11	330.11	-
(d) Other current assets	12	26,962.14	18,349.12
Total current assets		307,522.81	262,178.28
Total Assets		474,105.04	409,801.83
EQUITY AND LIABILITIES			
EQUITY			
(a) Equity share capital	17	22,191.82	22,191.82
(b) Other equity	18	174,294.84	178,236.20
Equity attributable to Owners		196,486.66	200,428.02
(c) Non-Controlling Interest		(38.51)	-
Total equity		196,448.15	200,428.02
LIABILITIES			
Non-current liabilities			
(a) Financial liabilities			
(i) Borrowings	19	33,160.72	34,778.76
(ii) Other non-current financial liabilities	20	182.67	182.67
(b) Provisions	21	755.08	737.52
(c) Other non-current liabilities	23	5,919.83	2,402.93
Total non-current liabilities		40,018.30	38,101.88
Current liabilities			
(a) Financial liabilities			
(i) Borrowings	24	76,038.52	48,272.35
(ii) Trade Payables	25		
a) total outstanding dues of micro enterprises and small enterprises		224.75	240.96
b) total outstanding dues of creditors other than micro enterprises and small enterprises		88,650.44	53,384.54
(iii) Other current financial liabilities	20	32,019.25	34,097.86
(b) Other current liabilities	23	40,421.16	34,799.87
(c) Provisions	21	284.46	322.55
(d) Current tax liabilities (net)	26	0.01	153.80
Total current liabilities		237,638.59	171,271.93
Total Equity and Liabilities		474,105.04	409,801.83

The accompanying notes (1 to 55) are an integral part of the consolidated financial statements

As per our report of even date attached

For Dewan P. N. Chopra & Co.Chartered Accountants
Firm's Registration No 000472N**Sandeep Dahiya**Partner
Membership No 505371**For and on behalf of the Board of Directors****Devansh Jain**Whole-time Director
DIN: 01819331**Narayan Lodha**

Chief Financial Officer

Kailash TarachandaniWhole-time Director & CEO
DIN: 06388564**Deepak Banga**

Company Secretary

Place : Noida
Date : 18 May 2019Place : Noida
Date : 18 May 2019

Consolidated Statement of Profit and Loss

for the year ended 31 March 2019

(₹ in Lakhs)

Particulars	Notes	2018-2019	2017-2018
Revenue			
Revenue from operations	27	143,744.33	47,983.53
Other income	28	2,340.59	2,565.44
Total Revenue (I)		146,084.92	50,548.97
Expenses			
Cost of materials consumed	29	88,343.78	4,704.11
EPC, O&M, Common infrastructure facility and site development expenses	30	17,961.99	19,993.13
Changes in inventories of finished goods and work-in-progress	31	(4,569.27)	7,134.20
Employee benefits expense	32	9,378.98	9,968.29
Finance costs	33	16,860.98	17,122.44
Depreciation and amortisation expense	34	6,605.99	5,226.56
Other expenses	35	20,403.02	14,446.56
Total expenses (II)		154,985.47	78,595.29
Less: Expenditure capitalised		2,713.60	-
Net Expenses (II)		152,271.87	78,595.29
Share of profit/(loss) of associates (III)		(23.88)	(1.56)
Profit/(loss) before tax (I-II+III=IV)		(6,210.83)	(28,047.88)
Tax expense	44		
Current tax		41.67	-
MAT credit entitlement		(41.67)	-
Deferred tax		(2,212.92)	(9,163.53)
Taxation pertaining to earlier years		-	(122.51)
Total tax expenses (V)		(2,212.92)	(9,286.04)
Profit/(loss) for the year (IV-V=VI)		(3,997.91)	(18,761.84)
Other Comprehensive income			
<u>A. Items that will not be reclassified to profit or loss</u>			
Remeasurements of the defined benefit plans		182.43	267.75
Tax on above		(63.74)	(93.57)
<u>B. Items that will be reclassified to profit or loss</u>			
Gains and (loss) on effective portion of hedging instruments in a cash flow hedge		(83.49)	87.66
Tax on above		29.17	(30.63)
Total Other Comprehensive income (VII)		64.37	231.21
Total Comprehensive income for the year (VI+VII)		(3,933.54)	(18,530.63)
Profit for the year attributable to:			
- Owners of the Company		(3,954.50)	(18,761.84)
- Non-controlling interests		(43.41)	-
		(3,997.91)	(18,761.84)
Other comprehensive income for the year attributable to:			
- Owners of the Company		64.37	231.21
- Non-controlling interests		-	-
		64.37	231.21
Total comprehensive income for the year attributable to:			
- Owners of the Company		(3,890.13)	(18,530.63)
- Non-controlling interests		(43.41)	-
		(3,933.54)	(18,530.63)
Basic and diluted earnings/(loss) per equity share of ₹ 10 each (in ₹)	36	(1.80)	(8.45)

The accompanying notes (1 to 55) are an integral part of the consolidated financial statements

As per our report of even date attached

For Dewan P. N. Chopra & Co.

Chartered Accountants

Firm's Registration No 000472N

Sandeep Dahiya

Partner

Membership No 505371

For and on behalf of the Board of Directors**Devansh Jain**

Whole-time Director

DIN: 01819331

Narayan Lodha

Chief Financial Officer

Kailash Tarachandani

Whole-time Director & CEO

DIN: 06388564

Deepak Banga

Company Secretary

Place : Noida

Date : 18 May 2019

Place : Noida

Date : 18 May 2019

Consolidated Cash Flow Statement

for the year ended 31 March 2019

(₹ in Lakhs)

Particulars	2018-2019	2017-2018
Cash flows from operating activities		
Profit/(loss) for the year after tax	(3,997.91)	(18,761.84)
Adjustments for:		
Tax expense	(2,212.92)	(9,286.04)
Finance costs	16,860.98	17,122.44
Interest income	(1,156.47)	(1,605.77)
Gain on investments carried at FVTPL	(18.78)	(485.86)
Share of (profit)/loss of associates	23.88	1.56
Bad debts, remissions and liquidated damages	147.08	2,832.35
Allowance for expected credit losses	705.93	86.95
Depreciation and amortisation expense	6,605.99	5,226.56
Unrealised foreign exchange gain (net)	(723.43)	(135.92)
Unrealised MTM (gain) on financial assets & derivatives	(37.01)	(187.82)
Loss on sale / disposal of property, plant and equipment	19.80	-
	16,217.14	(5,193.39)
Movements in working capital:		
(Increase)/Decrease in Trade receivables	(28,391.94)	90,479.58
(Increase)/Decrease in Inventories	(1,443.32)	(23,898.72)
(Increase)/Decrease in Loans	151.26	96.52
(Increase)/Decrease in Other financial assets	(9,333.09)	(13,700.86)
(Increase)/Decrease in Other assets	(13,187.67)	(6,809.14)
Increase/(Decrease) in Trade payables	39,302.58	(38,948.66)
Increase/(Decrease) in Other financial liabilities	2,108.54	(131.11)
Increase/(Decrease) in Other liabilities	9,590.11	28,619.32
Increase/(Decrease) in Provisions	78.41	343.68
Cash generated from operations	15,092.02	30,857.22
Income taxes paid	(390.90)	(3,921.34)
Net cash generated from operating activities	14,701.12	26,935.88
Cash flows from investing activities		
Purchase of property, plant and equipment (including changes in capital WIP, capital creditors/advances)	(13,741.03)	(18,572.89)
Proceeds from disposal of property, plant and equipment	58.68	-
Sale/redemption of non current investments	-	5,582.50
Purchase of current investments (Mutual Fund)	(4,134.00)	(5.00)
Sale/redemption of current investments	2,004.06	20,260.78
Investment in subsidiaries & associates	(7,000.00)	(6.00)
Interest received	1,383.44	4,362.99
Inter corporate deposits given	(51.54)	(5,227.98)
Inter corporate deposits received back	3.61	11,769.72
Movement in bank deposits	(4,878.24)	15,082.59
Net cash generated from/(used in) investing activities	(26,355.02)	33,246.71
Cash flows from financing activities		
Share Capital issued during the year	4.90	-
Proceeds from non-current borrowings	20,777.69	57,861.46
Repayment of non-current borrowings	(23,836.45)	(32,436.78)
Proceeds from/(repayment of) short term borrowings (net)	28,320.07	(86,063.95)
Finance Costs	(17,645.29)	(15,408.32)
Net cash generated from/(used in) financing activities	7,620.92	(76,047.59)
Net increase/(decrease) in cash and cash equivalents	(4,032.98)	(15,865.00)
Cash and cash equivalents at the beginning of the year	4,558.24	20,423.24
Cash and cash equivalents at the end of the year	525.26	4,558.24

Consolidated Cash Flow Statement

for the year ended 31 March 2019

Changes in liabilities arising from financing activities during the year ended 31 March 2019

(₹ in Lakhs)

Particulars	Current borrowings	Non-current borrowings	Equity Share Capital
Opening balance	48,319.12	59,553.88	22,191.82
Cash flows	28,320.07	(3,058.76)	-
Interest expense	5,589.14	6,269.02	-
Interest paid	(5,968.92)	(6,502.88)	-
Impact of exchange fluctuation	-	(516.70)	-
Closing balance	76,259.41	55,744.56	22,191.82

Changes in liabilities arising from financing activities during the year ended 31 March 2018

(₹ in Lakhs)

Particulars	Current borrowings	Non-current borrowings	Equity Share Capital
Opening balance	134,346.16	33,065.63	22,191.82
Cash flows	(86,063.95)	25,424.68	-
Interest expense	7,752.57	5,589.78	-
Interest paid	(7,715.66)	(4,887.36)	-
Impact of exchange fluctuation	-	361.15	-
Closing balance	48,319.12	59,553.88	22,191.82

Notes:

- 1 The above consolidated statement of cash flows has been prepared and presented under the indirect method.
- 2 Components of cash and cash equivalents are as per note 15
- 3 The accompanying notes are an integral part of the consolidated financial statements

As per our report of even date attached

For Dewan P. N. Chopra & Co.

Chartered Accountants

Firm's Registration No 000472N

Sandeep Dahiya

Partner

Membership No 505371

Place : Noida

Date : 18 May 2019

For and on behalf of the Board of Directors

Devansh Jain

Whole-time Director

DIN: 01819331

Narayan Lodha

Chief Financial Officer

Place : Noida

Date : 18 May 2019

Kailash Tarachandani

Whole-time Director & CEO

DIN: 06388564

Deepak Banga

Company Secretary

Consolidated Statement of Changes in Equity

for the year ended 31 March 2019

A. Equity share capital

(₹ in Lakhs)

Balance as at 1 April 2017	22,191.82
Changes in equity share capital during the year	-
Balance as at 31 March 2018	22,191.82
Changes in equity share capital during the year	-
Balance as at 31 March 2019	22,191.82

B. Other equity

(₹ in Lakhs)

Particulars	Reserves and surplus			Items of other comprehensive income	Non-Controlling Interests	Total
	Securities premium reserve	Debenture Redemption Reserve	Retained earnings	Cash flow hedge reserve		
Balance as at 1 April 2017	64,586.03	1,800.00	130,436.82	(56.03)		196,766.82
Additions during the year:						
Profit/(Loss) for the year			(18,761.84)			(18,761.84)
Other comprehensive income for the year, net of income tax (*)			174.18	57.03		231.21
Total comprehensive income for the year	-	-	(18,587.66)	57.03		(18,530.63)
Balance as at 31 March 2018	64,586.03	1,800.00	111,849.17	1.00		178,236.20
Additions during the year:						
Profit / (loss) for the year			(3,954.50)		(43.41)	(3,997.91)
Non- Controlling on account of issue of share					4.90	4.90
Stamp duty paid on increase of authorised share capital	(51.23)					(51.23)
Other comprehensive income for the year, net of income tax (*)			118.69	(54.32)		64.37
Total comprehensive income for the year	(51.23)	-	(3,835.81)	(54.32)	(38.51)	(3,979.87)
Balance as at 31 March 2019	64,534.80	1,800.00	108,013.36	(53.32)	(38.51)	174,256.33

(*) Other comprehensive income for the year classified under retained earnings is in respect of remeasurement of defined benefit plans.

The accompanying notes are an integral part of the consolidated financial statements

As per our report of even date attached

For Dewan P. N. Chopra & Co.

Chartered Accountants

Firm's Registration No 000472N

Sandeep Dahiya

Partner

Membership No 505371

For and on behalf of the Board of Directors**Devansh Jain**

Whole-time Director

DIN: 01819331

Narayan Lodha

Chief Financial Officer

Kailash Tarachandani

Whole-time Director & CEO

DIN: 06388564

Deepak Banga

Company Secretary

Place : Noida

Date : 18 May 2019

Place : Noida

Date : 18 May 2019

Notes to the Consolidated Financial Statements

for the year ended 31 March 2019

1. Group information

Inox Wind Limited ("the Company") is a public limited company incorporated in India. These Consolidated Financial Statements ("these CFS") relate to the Company and its subsidiaries (collectively referred to as the "Group") and the Group's interest in associates. The Group is engaged in the business of manufacture and sale of Wind Turbine Generators ("WTGs"). It also provides Erection, Procurement and Commissioning ("EPC") services, Operations and Maintenance ("O&M") services, wind farm development services and Common Infrastructure Facilities for WTGs. The area of operations of the Group is within India. The Company's parent company is Gujarat Fluorochemicals Limited and its ultimate holding company is Inox Leasing and Finance Limited. The shares of the Company are listed on the Bombay Stock Exchange and the National Stock Exchange of India.

The Company's registered office is located at Plot No.1, Khasra No. 264-267 Industrial Area, Near Power House, Village Basal Dist. Una, Himachal Pradesh, India and the particulars of its other offices and plants are disclosed in the annual report.

2. Statement of compliance and basis of preparation and presentation

2.1 Statement of Compliance

These CFS comply in all material aspects with the Indian Accounting Standards ("Ind AS") notified under section 133 of the Companies Act, 2013 ("the Act") and other relevant provisions of the Act.

2.2 Basis of Measurement

These CFS are presented in Indian Rupees (INR), which is also the Group's functional currency. All amounts have been rounded-off to the nearest Lakhs, unless otherwise indicated.

These CFS have been prepared on the historical cost basis except for certain financial instruments that are measured at fair values at the end of each reporting period, as explained in the significant accounting policies.

Historical cost is generally based on the fair value of the consideration given in exchange for goods and services.

Fair value is the price that would be received to sell an asset or paid to transfer a liability in an orderly transaction between market participants at the measurement date, regardless of whether that price is directly observable or estimated using another valuation technique. In estimating the fair value of an asset or a liability, the Group takes into account the characteristics of the asset or liability if market participants would take those characteristics into account when pricing the asset or liability at the measurement date. Fair value for measurement and/or disclosure purposes in these CFS is determined on such a basis, except for leasing transactions that are within the scope of Ind AS 17, and measurements that have some similarities to fair value but are not fair value, such as net realisable value in Ind AS 2 or value in use in Ind AS 36.

In addition, for financial reporting purposes, fair value measurements are categorised into Level 1, 2, or 3 based on the degree to which the inputs to the fair value measurements are observable and the significance of the inputs to the fair value measurement in its entirety, which are described as follows:

- Level 1 inputs are quoted prices (unadjusted) in active markets for identical assets or liabilities that the entity can access at the measurement date;
- Level 2 inputs are inputs, other than quoted prices included within Level 1, that are observable for the asset or liability, either directly or indirectly; and
- Level 3 inputs are unobservable inputs for the asset or liability.

2.3 Basis of Preparation and Presentation

Accounting Policies have been consistently applied except where a newly issued accounting standard initially adopted or a revision to an existing accounting standard requires a change in the accounting policies hitherto in use.

Notes to the Consolidated Financial Statements

for the year ended 31 March 2019

These CFS have been prepared on accrual and going concern basis.

Any asset or liability is classified as current if it satisfies any of the following conditions:

- the asset/liability is expected to be realized/ settled in the Group's normal operating cycle;
- the asset is intended for sale or consumption;
- the asset/liability is held primarily for the purpose of trading;
- the asset/liability is expected to be realized/ settled within twelve months after the reporting period;
- the asset is cash or cash equivalent unless it is restricted from being exchanged or used to settle a liability for at least twelve months after the reporting date;
- in the case of a liability, the Group does not have an unconditional right to defer settlement of the liability for at least twelve months after the reporting date.

All other assets and liabilities are classified as non-current.

For the purpose of current/non-current classification of assets and liabilities, the Group has ascertained its normal operating cycle as twelve months. This is based on the nature of products and services and the time between the acquisition of assets or inventories for processing and their realisation in cash and cash equivalents.

These CFS were authorized for issue by the Company's Board of Directors on 18th May 2019.

3. Basis of Consolidation and Significant Accounting Policies

3.1 Basis of consolidation

These CFS incorporate the financial statements of the Company and its subsidiaries. Control is achieved when the Company:

- has power over the investee;

- is exposed, or has rights, to variable returns from its involvement with the investee; and
- has the ability to use its power to affect its returns.

The Company reassesses whether or not it controls an investee if facts and circumstances indicate that there are changes to one or more of the three elements of control listed above.

Consolidation of a subsidiary begins when the Company obtains control over the subsidiary and ceases when the Company loses control of the subsidiary. Specifically, income and expenses of a subsidiary acquired or disposed of during the year are included in the consolidated statement of profit and loss from the date the Company gains control until the date when the Company ceases to control the subsidiary.

Profit or loss and each component of other comprehensive income are attributed to the owners of the Company and to the non-controlling interests. Total comprehensive income of subsidiaries is attributed to the owners of the Company and to the non-controlling interests even if this results in the non-controlling interests having a deficit balance.

When necessary, adjustments are made to the financial statements of the subsidiaries of the Group to bring their accounting policies in line with the Group's accounting policies.

All intra group assets and liabilities, equity, income, expenses, and cash flows relating to transactions between subsidiaries of the Group are eliminated in full on consolidation.

3.1.1 Changes in the Group's ownership interests in existing subsidiaries

Changes in the Group's ownership interests in subsidiaries that do not result in the Group losing control over the subsidiaries are accounted for as equity transactions. The carrying amounts of the Group's interest and the non-controlling interests are adjusted to reflect the changes in their relative interest in the subsidiaries. Any difference between the amount that the non-controlling interests are adjusted and the fair value of the consideration

Notes to the Consolidated Financial Statements

for the year ended 31 March 2019

paid or received is recognised directly in equity and attributed to the owners of the Company.

When the Group loses control of a subsidiary, gain or loss is recognised in profit or loss and is calculated as a difference between (i) the aggregate of the fair value of the consideration received and the fair value of any retained interest and (ii) the previous carrying amount of the assets (including goodwill), and liabilities of the subsidiary and any non-controlling interests. All amounts previously recognised in other comprehensive income in relation to that subsidiary are accounted for as if the Group had directly disposed of the related assets or liabilities of the subsidiary (i.e. reclassified to profit or loss or transferred to another category of equity as specified/permitted by applicable Ind AS). The fair value of any investment retained in the former subsidiary at the date when the control is lost is regarded as the fair value on initial recognition for subsequent accounting under Ind AS 109, or, when applicable, the cost on initial recognition of an investment in an associate or joint venture.

3.2 Business combinations

Acquisitions of businesses are accounted for using the acquisition method. The consideration transferred in a business combination is measured at fair value, which is calculated as the sum of the acquisition-date fair values of the assets transferred by the Group, liabilities incurred by the Group to the former owners of the acquiree and the equity interests issued by the Group in exchange of control of the acquiree. Acquisition-related costs are generally recognised in profit or loss as incurred.

At the acquisition date, the identifiable assets acquired and the liabilities assumed are recognised at their fair value, except that:

- deferred tax assets or liabilities, and assets or liabilities related to employee benefit arrangements are recognised and measured in accordance with Ind AS 12 Income Taxes and Ind AS 19 Employee Benefits respectively;
- liabilities or equity instruments related to share-based payment arrangements of the acquiree or share-based payment arrangements of the

Group entered into to replace share-based payment arrangements of the acquiree are measured in accordance with Ind AS 102 Share-based Payment at the acquisition date; and

- assets (or disposal groups) that are classified as held for sale in accordance with Ind AS 105 Non-current Assets Held for Sale and Discontinued Operations are measured in accordance with that Standard.

Goodwill is measured as the excess of the sum of the consideration transferred, the amount of any non-controlling interests in the acquiree, and the fair value of the acquirer's previously held equity interest in the acquiree (if any) over the net of the acquisition-date amounts of the identifiable assets acquired and the liabilities assumed.

In case of a bargain purchase, before recognising a gain in respect thereof, the Group determines whether there exists clear evidence of the underlying reasons for classifying the business combination as a bargain purchase. Thereafter, the Group reassesses whether it has correctly identified all of the assets acquired and all of the liabilities assumed and recognises any additional assets or liabilities that are identified in that reassessment. The Group then reviews the procedures used to measure the amounts that Ind AS requires for the purposes of calculating the bargain purchase. If the gain remains after this reassessment and review, the Group recognises it in other comprehensive income and accumulates the same in equity as capital reserve. This gain is attributed to the acquirer. If there does not exist clear evidence of the underlying reasons for classifying the business combination as a bargain purchase, the Group recognises the gain, after reassessing and reviewing (as described above), directly in equity as capital reserve.

Non-controlling interests that are present ownership interests and entitle their holders to a proportionate share of the entity's net assets in the event of liquidation may be initially measured either at fair value or at the non-controlling interests' proportionate share of the recognised amounts of the acquiree's identifiable net assets. The choice of measurement basis is made on a transaction-by-

Notes to the Consolidated Financial Statements

for the year ended 31 March 2019

transaction basis. Other types of non-controlling interests are measured at fair value or, when applicable, on the basis specified in another Ind AS.

When the consideration transferred by the Group in a business combination includes assets or liabilities resulting from a contingent consideration arrangement, the contingent consideration is measured at its acquisition-date fair value and included as part of the consideration transferred in a business combination. Changes in the fair value of the contingent consideration that qualify as measurement period adjustments are adjusted retrospectively, with corresponding adjustments against goodwill or capital reserve, as the case may be. Measurement period adjustments are adjustments that arise from additional information obtained during the 'measurement period' (which cannot exceed one year from the acquisition date) about facts and circumstances that existed at the acquisition date.

The subsequent accounting for changes in the fair value of the contingent consideration that do not qualify as measurement period adjustments depends on how the contingent consideration is classified. Contingent consideration that is classified as equity is not remeasured at subsequent reporting dates and its subsequent settlement is accounted for within equity. Contingent consideration that is classified as an asset or a liability is remeasured at fair value at subsequent reporting dates with the corresponding gain or loss being recognised in profit or loss.

When a business combination is achieved in stages, the Group's previously held equity interest in the acquiree is remeasured to its acquisition-date fair value and the resulting gain or loss, if any, is recognised in profit or loss. Amounts arising from interests in the acquiree prior to the acquisition date that have previously been recognised in other comprehensive income are reclassified to profit or loss where such treatment would be appropriate if that interest were disposed off.

If the initial accounting for a business combination is incomplete by the end of the reporting period in which the combination occurs, the Group reports provisional amounts for the items for which the

accounting is incomplete. Those provisional amounts are adjusted during the measurement period (see above), or additional assets or liabilities are recognised to reflect new information obtained about facts and circumstances that existed at the acquisition date that, if known, would have affected the amounts recognised at that date.

3.3 Goodwill

Goodwill arising on an acquisition of a business is carried at cost as established at the date of acquisition of the business (see Note 3.2 above) less accumulated impairment losses, if any.

For the purposes of impairment testing, goodwill is allocated to each of the Group's cash-generating units (or groups of cash-generating units) that is expected to benefit from the synergies of the combination.

A cash-generating unit to which goodwill has been allocated is tested for impairment annually, or more frequently when there is an indication that the unit may be impaired. If the recoverable amount of the cash-generating unit is less than its carrying amount, the impairment loss is allocated first to reduce the carrying amount of any goodwill allocated to the unit and then to the other assets of the unit pro rata based on the carrying amount of each asset in the unit. Any impairment loss for goodwill is recognised directly in profit or loss. An impairment loss recognised for goodwill is not reversed in subsequent periods.

On disposal of the relevant cash-generating unit, the attributable amount of goodwill is included in the determination of the profit or loss on disposal.

3.4 Investment in associates

An associate is an entity over which the Group has significant influence. Significant influence is the power to participate in the financial and operating policy decisions of the investee but is not control or joint control over those policies.

The results and assets and liabilities of associates are incorporated in these CFS using the equity method of accounting, except when the investment, or a portion thereof, is classified as held for sale, in

Notes to the Consolidated Financial Statements

for the year ended 31 March 2019

which case it is accounted for in accordance with Ind AS 105. Under the equity method, an investment in an associate is initially recognised in the consolidated balance sheet at cost and adjusted thereafter to recognise the Group's share of the profit or loss and other comprehensive income of the associate. Distributions received from an associate reduce the carrying amount of the investment. When the Group's share of losses of an associate exceeds the Group's interest in that associate (which includes any long-term interests that, in substance, form part of the Group's net investment in the associate), the Group discontinues recognising its share of further losses. Additional losses are recognised only to the extent that the Group has incurred legal or constructive obligations or made payments on behalf of the associate.

An investment in an associate is accounted for using the equity method from the date on which the investee becomes an associate. On acquisition of the investment in an associate, any excess of the cost of the investment over the Group's share of the net fair value of the identifiable assets and liabilities of the investee is recognised as goodwill, which is included within the carrying amount of the investment. Any excess of the Group's share of the net fair value of the identifiable assets and liabilities over the cost of the investment, after reassessment, is recognised directly in equity as capital reserve in the period in which the investment is acquired.

After application of the equity method of accounting, the Group determines whether there is any objective evidence of impairment as a result of one or more events that occurred after the initial recognition of the net investment in an associate and that event (or events) has an impact on the estimated future cash flows from the net investment that can be reliably estimated. If there exists such an objective evidence of impairment, then it is necessary to recognise impairment loss with respect to the Group's investment in an associate.

When necessary, the entire carrying amount of the investment (including goodwill) is tested for impairment in accordance with Ind AS 36 Impairment of Assets as a single asset by comparing its recoverable amount (higher of value in use and fair

value less costs of disposal) with its carrying amount. Any impairment loss recognised forms part of the carrying amount of the investment. Any reversal of that impairment loss is recognised in accordance with Ind AS 36 to the extent that the recoverable amount of the investment subsequently increases.

The Group discontinues the use of the equity method from the date when the investment ceases to be an associate, or when the investment is classified as held for sale. When the Group retains an interest in the former associate and the retained interest is a financial asset, the Group measures the retained interest at fair value at that date and the fair value is regarded as its fair value on initial recognition in accordance with Ind AS 109. The difference between the carrying amount of the associate at the date the equity method was discontinued, and the fair value of any retained interest and any proceeds from disposing of a part interest in associate is included in the determination of the gain or loss on disposal of the associate. In addition, the Group accounts for all amounts previously recognised in other comprehensive income in relation to that associate on the same basis as would be required if that associate had directly disposed of the related assets or liabilities. Therefore, if a gain or loss previously recognised in other comprehensive income by that associate would be reclassified to profit or loss on the disposal of the related assets or liabilities, the Group reclassifies the gain or loss from equity to profit or loss (as a reclassification adjustment) when the equity method is discontinued.

The Group continues to use the equity method when an investment in an associate becomes an investment in joint venture. There is no remeasurement to fair value upon such changes in ownership interests. When the Group reduces its ownership interest in an associate but the Group continues to use the equity method, the Group reclassifies to profit or loss the proportion of the gain or loss that had previously been recognised in other comprehensive income relating to that reduction in ownership interest if that gain or loss would be reclassified to profit or loss on the disposal of the related assets or liabilities.

When a group company transacts with an associate of the Group, unrealised gains and losses resulting

Notes to the Consolidated Financial Statements

for the year ended 31 March 2019

from such transactions are eliminated to the extent of the interest in the associate.

3.5 Revenue recognition

Effective April 1, 2018, the Company has applied Ind AS 115 which establishes a comprehensive framework for determining whether, how much and when revenue is to be recognised. Ind AS 115 replaces Ind AS 18 Revenue and Ind AS 11 Construction Contracts. The Company has adopted Ind AS 115 using the cumulative effect method. The effect of initially applying this standard is recognised at the date of initial application (i.e. April 1, 2018). The standard is applied retrospectively only to contracts that are not completed as at the date of initial application and the comparative information in the statement of profit and loss is not restated – i.e. the comparative information continues to be reported under Ind AS 18 and Ind AS 11. Refer note 3.1 – Significant accounting policies – Revenue recognition in the Annual report of the Company for the year ended March 31, 2018, for the revenue recognition policy as per Ind AS 18 and Ind AS 11. No impact of the adoption of the standard on the financial statements of the Company.

Revenue is recognised upon transfer of control of promised products or services to customers in an amount that reflects the consideration which the Company expects to receive in exchange for those products or services.

- Revenue from time and material and job contracts is recognised on output basis measured by units delivered, efforts expended, number of transactions processed, etc.
- Revenue related to fixed price maintenance and support services contracts where the Company is standing ready to provide services is recognised based on time elapsed mode and revenue is straight lined over the period of performance.
- Revenue from the sale of WTGs is recognised at over the time when the significant risks and rewards of the ownership have been transferred to the buyers and there is no continuing effective control over the goods or managerial

involvement with the goods. Revenue from sale of WTGs is recognised on supply in terms of the respective contracts. Revenue from sale of power is recognised on the basis of actual units generated and transmitted to the purchaser.

- Revenue from services rendered is recognised in profit or loss in proportion to the stage of completion of transaction at the reporting date and when the costs incurred for the transactions and the costs to complete the transaction can be measured reliably, as under:

Revenue from EPC is recognised point in time on the basis of stage of completion by reference to surveys of work performed. Revenue from operations and maintenance and common infrastructure facilities contracts is recognised over the time proportionally over the period of the contract, on a straight-line basis. Revenue from wind farm development is recognised point in time when the wind farm site is developed and transferred to the customers in terms of the respective contracts.

- Revenue is measured at the fair value of the consideration received or receivable and is recognised when it is probable that the economic benefits associated with the transaction will flow to the Company and the amount of income can be measured reliably. Revenue is net of returns and is reduced for rebates, trade discounts, refunds and other similar allowances. Revenue is net of goods and service tax.
- Revenue is measured based on the transaction price, which is the consideration, adjusted for volume discounts, service level credits, performance bonuses, price concessions and incentives, if any, as specified in the contract with the customer.
- Revenue also excludes taxes collected from customers. Revenue from subsidiaries is recognised based on transaction price which is at arm's length. Contract assets are recognised when there is excess of revenue earned over billings on contracts.

Notes to the Consolidated Financial Statements

for the year ended 31 March 2019

- Contract assets are classified as unbilled receivables (only act of invoicing is pending) when there is unconditional right to receive cash, and only passage of time is required, as per contractual terms.
- Unearned and deferred revenue ("contract liability") is recognised when there is billings in excess of revenues.
- The billing schedules agreed with customers include periodic performance based payments and / or milestone based progress payments. Invoices are payable within contractually agreed credit period.
- In accordance with Ind AS 37, the Company recognises an onerous contract provision when the unavoidable costs of meeting the obligations under a contract exceed the economic benefits to be received.
- Contracts are subject to modification to account for changes in contract specification and requirements. The Company reviews modification to contract in conjunction with the original contract, basis which the transaction price could be allocated to a new performance obligation, or transaction price of an existing obligation could undergo a change. In the event transaction price is revised for existing obligation, a cumulative adjustment is accounted for.

Use of significant judgments in revenue recognition

- The Company's contracts with customers could include promises to transfer multiple products and services to a customer. The Company assesses the products / services promised in a contract and identifies distinct performance obligations in the contract. Identification of distinct performance obligation involves judgment to determine the deliverables and the ability of the customer to benefit independently from such deliverables.
- The Company uses judgment to determine an appropriate standalone selling price for a performance obligation. The Company allocates

the transaction price to each performance obligation on the basis of the relative standalone selling price of each distinct product or service promised in the contract. Where standalone selling price is not observable, the Company uses the expected cost plus margin approach to allocate the transaction price to each distinct performance obligation.

- The Company exercises judgment in determining whether the performance obligation is satisfied at a point in time or over a period of time. The Company considers indicators such as how customer consumes benefits as services are rendered or who controls the asset as it is being created or existence of enforceable right to payment for performance to date and alternate use of such product or service, transfer of significant risks and rewards to the customer, acceptance of delivery by the customer, etc.
- Revenue for fixed-price contract is recognised using percentage-of-completion method. The Company uses judgment to estimate the future cost-to-completion of the contracts which is used to determine the degree of completion of the performance obligation.
- Contract fulfilment costs are generally expensed as incurred except for certain software licence costs which meet the criteria for capitalisation. Such costs are amortised over the contractual period or useful life of licence whichever is less. The assessment of this criteria requires the application of judgment, in particular when considering if costs generate or enhance resources to be used to satisfy future performance obligations and whether costs are expected to be recovered.

Dividend income is recorded when the right to receive payment is established. Interest income is recognised using the effective interest method.

3.6 Government Grants

Government grants are recognised when there is reasonable assurance that they will be received and the Group will comply with the conditions associated with the grants.

Notes to the Consolidated Financial Statements

for the year ended 31 March 2019

Government grants in the form of non-monetary asset given at a concessional rate is accounted for at their fair value. The related grant is presented as deferred income and subsequently transferred to profit or loss as 'other income' on a systematic and rational basis. Grants that compensate the group for expenses incurred are recognised in profit or loss, either as other income or deducted in reporting the related expense, as appropriate, on a systematic basis over the periods in which the Group recognises as expenses the related costs which the grants are intended to compensate. Government grants that are receivable as compensation for expenses or losses already incurred or for the purpose of giving immediate financial support to the Group with no future related costs are recognised in profit or loss in the period in which they become receivable.

3.7 Leasing

Leases are classified as finance leases whenever the terms of the lease transfer substantially all the risks and rewards of ownership to the lessee. All other leases are classified as operating leases. The leasing transaction of the Group comprise of only operating leases.

3.7.1 The Group as lessee

Payments made under operating leases are generally recognised in profit or loss on a straight-line basis over the term of the lease unless such payments are structured to increase in line with the expected general inflation to compensate for the lessors' expected inflationary cost increases. Contingent rentals arising under operating leases are recognised as an expense in the period in which they are incurred.

3.8 Foreign currency transactions and translation

In preparing the financial statements of each individual Group Company, transactions in currencies other than the Company's functional currency (foreign currencies) are recognised at the rates of exchange prevailing at the dates of the transactions. At the end of each reporting period, foreign currency monetary items are translated using the closing rates. Non-monetary items

measured at historical cost in a foreign currency are translated using the exchange rate at the date of the transaction and are not translated. Non-monetary items measured at fair value that are denominated in foreign currency are translated using the exchange rates at the date when the fair value was measured.

Exchange differences on monetary items are recognised in profit or loss in the period in which they arise except for:

- exchange differences on foreign currency borrowings relating to assets under construction for future use, which are included in the cost of those assets when they are regarded as an adjustment to interest costs on those foreign currency borrowings; and
- exchange differences on transactions entered into in order to hedge certain foreign currency risks (see Note 3.18) below for hedging accounting policies.

3.9 Borrowing costs

Borrowing costs directly attributable to the acquisition, construction or production of qualifying assets, which are assets that necessarily take a substantial period of time to get ready for their intended use or sale, are added to the cost of those assets, until such time as the assets are substantially ready for their intended use or sale.

Interest income earned on the temporary investment of specific borrowings pending their expenditure on qualifying assets is deducted from the borrowing costs eligible for capitalisation.

All other borrowing costs are recognised in profit or loss in the period in which they are incurred.

3.10 Employee benefits

3.10.1 Retirement benefit costs

Recognition and measurement of defined contribution plans:

Payments to defined contribution plan viz. government administered provident funds and pension schemes are recognised as an expense

Notes to the Consolidated Financial Statements

for the year ended 31 March 2019

when employees have rendered service entitling them to the contributions.

Recognition and measurement of defined benefit plans:

For defined benefit retirement benefit plan, the cost of providing benefits is determined using the projected unit credit method, with actuarial valuations being carried out at the end of each reporting period. Remeasurement, comprising actuarial gains and losses, the effect of the changes to the asset ceiling (if applicable) and the return on plan assets (excluding net interest), is reflected immediately in the balance sheet with a charge or credit recognised in other comprehensive income in the period in which they occur. Remeasurement recognised in other comprehensive income is reflected immediately in retained earnings and is not reclassified to profit or loss. Past service cost is recognised in profit or loss in the period of a plan amendment. Net interest is calculated by applying the discount rate to the net defined benefit plan at the start of the reporting period, taking account of any change in the net defined benefit plan during the year as a result of contributions and benefit payments. Defined benefit costs are categorised as follows:

- service cost (including current service cost, past service cost, as well as gains and losses on curtailments and settlements);
- net interest expense or income; and
- remeasurement

The Group presents the first two components of defined benefit costs in profit or loss in the line item 'Employee benefits expense'. Curtailment gains and losses are accounted for as past service costs.

The retirement benefit obligation recognised in the consolidated balance sheet represents the actual deficit or surplus in the Group's defined benefit plans. Any surplus resulting from this calculation is limited to the present value of any economic benefits available in the form of refunds from the plans or reductions in future contributions to the plans.

3.10.2 Short-term and other long-term employee benefits

A liability is recognised for benefits accruing to employees in respect of wages and salaries, annual leave and sick leave, bonus etc. in the period the related service is rendered at the undiscounted amount of the benefits expected to be paid in exchange for that service.

Liabilities recognised in respect of short-term employee benefits are measured at the undiscounted amount of the benefits expected to be paid in exchange for the related service.

Liabilities recognised in respect of other long-term employee benefits are measured at the present value of the estimated future cash outflows expected to be made by the Group in respect of services provided by employees up to the reporting date.

3.11 Taxation

Income tax expense represents the sum of the tax currently payable and deferred tax.

3.11.1 Current tax

The tax currently payable is based on taxable profit for the year. Taxable profit differs from 'profit before tax' as reported in the consolidated statement of profit and loss because of items of income or expense that are taxable or deductible in other years, items that are never taxable or deductible and tax incentives. The Group's current tax is calculated using tax rates that have been enacted or substantively enacted by the end of the reporting period.

3.11.2 Deferred tax

Deferred tax is recognised on temporary differences between the carrying amounts of assets and liabilities in the consolidated financial statements and the corresponding tax bases used in the computation of taxable profit. Deferred tax liabilities are generally recognised for all taxable temporary differences. Deferred tax assets are generally recognised for all deductible temporary differences to the extent

Notes to the Consolidated Financial Statements

for the year ended 31 March 2019

that it is probable that taxable profits will be available against which those deductible temporary differences can be utilised. Such deferred tax assets and liabilities are not recognised if the temporary difference arises from the initial recognition (other than in a business combination) of assets and liabilities in a transaction that affects neither the taxable profit nor the accounting profit. In addition, deferred tax liabilities are not recognised if the temporary difference arises from the initial recognition of goodwill.

Deferred tax liabilities are recognised for taxable temporary differences associated with investments in subsidiaries and associates, except where the Group is able to control the reversal of the temporary difference and it is probable that the temporary difference will not reverse in the foreseeable future. Deferred tax assets arising from deductible temporary differences associated with such investments are only recognised to the extent that it is probable that there will be sufficient taxable profits against which the benefits of the temporary differences can be utilised and they are expected to reverse in the foreseeable future.

The carrying amount of deferred tax assets is reviewed at the end of each reporting period and reduced to the extent that it is no longer probable that sufficient taxable profits will be available to allow all or part of the asset to be recovered.

Deferred tax liabilities and assets are measured at the tax rates that are expected to apply in the period in which the liability is settled or the asset realised, based on tax rates (and tax laws) that have been enacted or substantively enacted by the end of the reporting period.

The measurement of deferred tax liabilities and assets reflects the tax consequences that would follow from the manner in which the Group expects, at the end of the reporting period, to recover or settle the carrying amount of its assets and liabilities.

3.11.3 Presentation of current and deferred tax

Current and deferred tax are recognised in profit or loss, except when they relate to items that are recognised in other comprehensive income or directly in equity, in which case, the current and deferred tax are also recognised in other comprehensive income or directly in equity respectively. Where current tax or deferred tax arises from the initial accounting for a business combination, the tax effect is included in the accounting for the business combination.

The Group offsets current tax assets and current tax liabilities, where it has a legally enforceable right to set off the recognized amounts and where it intends either to settle on a net basis, or to realize the asset and settle the liability simultaneously. In case of deferred tax assets and deferred tax liabilities, the same are offset if the Group has a legally enforceable right to set off corresponding current tax assets against current tax liabilities and the deferred tax assets and deferred tax liabilities relate to income taxes levied by the same tax authority on the Group.

3.12 Property, plant and equipment

An item of property, plant and equipment (PPE) that qualifies as an asset is measured on initial recognition at cost. Following initial recognition, PPE are carried at cost, as reduced by accumulated depreciation and impairment losses, if any.

The Group identifies and determines cost of each part of an item of property, plant and equipment separately, if the part has a cost which is significant to the total cost of that item of property, plant and equipment and has useful life that is materially different from that of the remaining item.

Cost comprises of purchase price / cost of construction, including non-refundable taxes or levies and any expenses attributable to bring the PPE to its working condition for its intended use. Project pre-operative expenses and expenditure incurred during construction period are capitalized to various eligible PPE. Borrowing costs directly attributable to acquisition or construction of qualifying PPE are capitalised.

Notes to the Consolidated Financial Statements

for the year ended 31 March 2019

Spare parts, stand-by equipment and servicing equipment that meet the definition of property, plant and equipment are capitalized at cost and depreciated over their useful life. Costs in nature of repairs and maintenance are recognized in the Statement of Profit and Loss as and when incurred.

Cost of assets not ready for intended use, as on the Balance Sheet date, is shown as capital work in progress. Advances given towards acquisition of property, plant and equipment outstanding at each Balance Sheet date are disclosed as Other Non-Current Assets.

Depreciation is recognised so as to write off the cost of PPE (other than freehold land and properties under construction) less their residual values over their useful lives, using the straight-line method. The useful lives prescribed in Schedule II to the Companies Act, 2013 are considered as the minimum lives. If the management's estimate of the useful life of property, plant and equipment at the time of acquisition of the asset or of the remaining useful life on a subsequent review is shorter than that envisaged in the aforesaid schedule, depreciation is provided at a higher rate based on the management's estimate of the useful life/remaining useful life. The estimated useful lives, residual values and depreciation method are reviewed at the end of each reporting period, with the effect of any changes in estimate accounted for on a prospective basis.

PPE are depreciated over its estimated useful lives, determined as under:

- Freehold land is not depreciated.
- On other items of PPE, on the basis of useful life as per Part C of Schedule II to the Companies Act, 2013.

The management believes that these estimated useful lives are realistic and reflect fair approximation of the period over which the assets are likely to be used.

An item of property, plant and equipment is derecognised upon disposal or when no future economic benefits are expected to arise from its use or disposal. Any gain or loss arising on the disposal

or retirement of an item of property, plant and equipment is determined as the difference between the sales proceeds and the carrying amount of the asset and is recognised in profit or loss.

3.13 Intangible assets

Intangible assets with finite useful lives that are acquired separately are carried at cost less accumulated amortisation and accumulated impairment losses. Amortisation is recognised on a straight-line basis over their estimated useful lives. The estimated useful life and amortisation method are reviewed at the end of each reporting period, with the effect of any changes in estimate being accounted for on a prospective basis. Intangible assets with indefinite useful lives that are acquired separately are carried at cost less accumulated impairment losses.

Intangible assets acquired in a business combination and recognised separately from goodwill are initially recognised at their fair value at the acquisition date (which is regarded as their cost). Subsequent to initial recognition, intangible assets acquired in a business combination are reported at cost less accumulated amortisation and impairment losses, on the same basis as intangible assets as above.

An intangible asset is derecognised upon disposal, or when no future economic benefits are expected from its use or disposal. Gains or losses arising from derecognition of an intangible asset, measured as the difference between the net disposal proceeds and the carrying amount of the asset, are recognised in profit or loss when the asset is derecognised.

Estimated useful lives of intangible assets

Estimated useful lives of the intangible assets are as follows:

- | | |
|----------------------|----------|
| • Technical know-how | 10 years |
| • Operating software | 3 years |
| • Other software | 6 years |

3.14 Impairment of tangible and intangible assets other than goodwill

At the end of each reporting period, the Group reviews the carrying amounts of its tangible and

Notes to the Consolidated Financial Statements

for the year ended 31 March 2019

intangible assets (other than goodwill) to determine whether there is any indication that those assets have suffered an impairment loss. If any such indication exists, the recoverable amount of the asset is estimated in order to determine the extent of the impairment loss (if any). When it is not possible to estimate the recoverable amount of an individual asset, the Group estimates the recoverable amount of the cash-generating unit to which the asset belongs. When a reasonable and consistent basis of allocation can be identified, corporate assets are also allocated to individual cash-generating units, or otherwise they are allocated to the smallest group of cash-generating units for which a reasonable and consistent allocation basis can be identified.

Recoverable amount is the higher of fair value less costs of disposal and value in use. In assessing value in use, the estimated future cash flows are discounted to their present value using a pre-tax discount rate that reflects current market assessments of the time value of money and the risks specific to the asset for which the estimates of future cash flows have not been adjusted. If it is not possible to measure fair value less cost of disposal because there is no basis for making a reliable estimate of the price at which an orderly transaction to sell the asset would take place between market participants at the measurement dates under market conditions, the asset's value in use is used as recoverable amount.

If the recoverable amount of an asset (or cash-generating unit) is estimated to be less than its carrying amount, the carrying amount of the asset (or cash-generating unit) is reduced to its recoverable amount. An impairment loss is recognised immediately in profit or loss.

When an impairment loss subsequently reverses, the carrying amount of the asset (or cash-generating unit) is increased to the revised estimate of its recoverable amount, to the extent that the increased carrying amount does not exceed the carrying amount that would have been determined had no impairment loss been recognised for the asset (or cash-generating unit) in prior years. A reversal of an impairment loss is recognised immediately in profit or loss.

3.15 Inventories

Inventories are valued at lower of the cost and net realisable value. Cost is determined using weighted average cost basis.

Cost of inventories comprises all costs of purchase, duties and taxes (other than those subsequently recoverable from tax authorities) and all other costs incurred in bringing the inventory to their present location and condition.

Cost of finished goods and work-in-progress includes the cost of materials, conversion costs, an appropriate share of fixed and variable production overheads and other costs incurred in bringing the inventories to their present location and condition. Closing stock of imported materials include customs duty payable thereon, wherever applicable. Net realisable value represents the estimated selling price in the ordinary course of business less the estimated costs of completion and the estimated costs necessary to make the sale.

3.16 Provisions and contingencies

The Group recognizes provisions when a present obligation (legal or constructive) as a result of a past event exists and it is probable that an outflow of resources embodying economic benefits will be required to settle such obligation and the amount of such obligation can be reliably estimated.

The amount recognised as a provision is the best estimate of the consideration required to settle the present obligation at the end of the reporting period, taking into account the risks and uncertainties surrounding the obligation. If the effect of time value of money is material, provisions are discounted using a current pre-tax rate that reflects, when appropriate, the risks specific to the liability. When discounting is used, the increase in the provision due to the passage of time is recognised as a finance cost.

A disclosure for a contingent liability is made when there is a possible obligation or a present obligation that may, but probably will not require an outflow of resources embodying economic benefits or the amount of such obligation cannot be measured

Notes to the Consolidated Financial Statements

for the year ended 31 March 2019

reliably. When there is a possible obligation or a present obligation in respect of which likelihood of outflow of resources embodying economic benefits is remote, no provision or disclosure is made.

Contingent liabilities acquired in a business combination are initially measured at fair value at the acquisition date. At the end of subsequent period, such contingent liabilities are measured at the higher of the amounts that would be recognised in accordance with Ind AS 37 Provisions, Contingent Liabilities and Contingent Assets and the amount initially recognised less cumulative amortisation recognised in accordance with Ind AS 18 Revenue, if any.

3.17 Financial instruments

Financial assets and financial liabilities are recognised when a group Company becomes a party to the contractual provisions of the instruments. Financial assets and financial liabilities are initially measured at fair value. Transaction costs that are directly attributable to the acquisition or issue of financial assets and financial liabilities (other than financial assets and financial liabilities at fair value through profit or loss) are added to or deducted from the fair value of the financial assets or financial liabilities, as appropriate, on initial recognition. Transaction costs directly attributable to the acquisition of financial assets or financial liabilities at fair value through profit or loss are recognised immediately in profit or loss.

[A] Financial assets

a) Initial recognition and measurement:

Financial assets are recognised when a group Company becomes a party to the contractual provisions of the instrument. On initial recognition, a financial asset is recognised at fair value, in case of financial assets which are recognised at fair value through profit and loss (FVTPL), its transaction costs are recognised in the statement of profit and loss. In other cases, the transaction costs are attributed to the acquisition value of the financial asset.

b) Effective interest method:

The effective interest method is a method of calculating the amortised cost of a debt instrument and of allocating interest income over the relevant period. The effective interest rate is the rate that exactly discounts estimated future cash receipts (including all fees and points paid or received that form an integral part of the effective interest rate, transaction costs and other premiums or discounts) through the expected life of the debt instrument, or, where appropriate, a shorter period, to the net carrying amount on initial recognition.

Income is recognised on an effective interest basis for debt instruments other than those financial assets classified as at FVTPL. Interest income is recognised in profit or loss and is included in the 'Other income' line item.

c) Subsequent measurement:

For subsequent measurement, the Group classifies a financial asset in accordance with the below criteria:

- i. The Group's business model for managing the financial asset and
- ii. The contractual cash flow characteristics of the financial asset.

Based on the above criteria, the Group classifies its financial assets into the following categories:

i. Financial assets measured at amortized cost:

A financial asset is measured at the amortized cost if both the following conditions are met:

- a) The Group's business model objective for managing the financial asset is to hold financial assets in order to collect contractual cash flows, and
- b) The contractual terms of the financial

Notes to the Consolidated Financial Statements

for the year ended 31 March 2019

asset give rise on specified dates to cash flows that are solely payments of principal and interest on the principal amount outstanding.

This category applies to cash and bank balances, trade receivables, loans, other financial assets and certain investments of the Group. Such financial assets are subsequently measured at amortized cost using the effective interest method.

The amortized cost of a financial asset is also adjusted for loss allowance, if any.

ii. Financial assets measured at FVTOCI:

A financial asset is measured at FVTOCI if both of the following conditions are met:

- a) The Group's business model objective for managing the financial asset is achieved both by collecting contractual cash flows and selling the financial assets and
- b) The contractual terms of the financial asset give rise on specified dates to cash flows that are solely payments of principal and interest on the principal amount outstanding.

Investments in equity instruments, classified under financial assets, are initially measured at fair value. The Group may, on initial recognition, irrevocably elect to measure the same either at FVTOCI or FVTPL. The Group makes such election on an instrument-by-instrument basis. Fair value changes on an equity instrument are recognised as other income in the Statement of Profit and Loss unless the Group has elected to measure such instrument at FVTOCI.

This category does not apply to any of the financial assets of the Group other than the derivative instrument for the cash flow hedges.

iii. Financial assets measured at FVTPL:

A financial asset is measured at FVTPL unless it is measured at amortized cost or at FVTOCI as explained above.

This is a residual category applied to all other investments of the Group. Such financial assets are subsequently measured at fair value at each reporting date. Fair value changes are recognized in the Statement of Profit and Loss. Dividend income on the investments in equity instruments are recognised as 'other income' in the Statement of Profit and Loss.

d) Foreign exchange gains and losses:

The fair value of financial assets denominated in a foreign currency is determined in that foreign currency and translated at the spot rate at the end of each reporting period.

For foreign currency denominated financial assets measured at amortised cost and FVTPL, the exchange differences are recognised in profit or loss except for those which are designated as hedging instruments in a hedging relationship.

e) Derecognition:

A financial asset (or, where applicable, a part of a financial asset or part of a group of similar financial assets) is derecognized (i.e. removed from the Group's Balance Sheet) when any of the following occurs:

- i. The contractual rights to cash flows from the financial asset expires;
- ii. The Group transfers its contractual rights to receive cash flows of the financial asset and has substantially transferred all the risks and rewards of ownership of the financial asset;
- iii. The Group retains the contractual rights to receive cash flows but assumes a contractual obligation to pay the cash

Notes to the Consolidated Financial Statements

for the year ended 31 March 2019

flows without material delay to one or more recipients under a 'pass-through' arrangement (thereby substantially transferring all the risks and rewards of ownership of the financial asset);

- iv. The Group neither transfers nor retains substantially all risk and rewards of ownership and does not retain control over the financial asset.

In cases where Group has neither transferred nor retained substantially all of the risks and rewards of the financial asset, but retains control of the financial asset, the Group continues to recognize such financial asset to the extent of its continuing involvement in the financial asset. In that case, the Group also recognizes an associated liability.

The financial asset and the associated liability are measured on a basis that reflects the rights and obligations that the Group has retained.

On derecognition of a financial asset, the difference between the asset's carrying amount and the sum of the consideration received and receivable and the cumulative gain or loss that had been recognised in other comprehensive income and accumulated in equity is recognised in profit or loss if such gain or loss would have otherwise been recognised in profit or loss on disposal of that financial asset.

f) Impairment of financial assets:

The Group applies expected credit losses (ECL) model for measurement and recognition of loss allowance on the following:

- i. Trade receivables
- ii. Financial assets measured at amortized cost (other than trade receivables)
- iii. Financial assets measured at fair value through other comprehensive income (FVTOCI)

In case of trade receivables, the Group follows a simplified approach wherein an amount equal to lifetime ECL is measured and recognized as loss allowance.

In case of other assets (listed as ii and iii above), the Group determines if there has been a significant increase in credit risk of the financial asset since initial recognition. If the credit risk of such assets has not increased significantly, an amount equal to 12-month ECL is measured and recognized as loss allowance. However, if credit risk has increased significantly, an amount equal to lifetime ECL is measured and recognized as loss allowance.

Subsequently, if the credit quality of the financial asset improves such that there is no longer a significant increase in credit risk since initial recognition, the Group reverts to recognizing impairment loss allowance based on 12-month ECL.

ECL is the difference between all contractual cash flows that are due to the Group in accordance with the contract and all the cash flows that the entity expects to receive (i.e., all cash shortfalls), discounted at the original effective interest rate.

12-month ECL are a portion of the lifetime ECL which result from default events that are possible within 12 months from the reporting date. Lifetime ECL are the expected credit losses resulting from all possible default events over the expected life of a financial asset.

ECL are measured in a manner that they reflect unbiased and probability weighted amounts determined by a range of outcomes, taking into account the time value of money and other reasonable information available as a result of past events, current conditions and forecasts of future economic conditions.

As a practical expedient, the Group uses a provision matrix to measure lifetime

Notes to the Consolidated Financial Statements

for the year ended 31 March 2019

ECL on its portfolio of trade receivables. The provision matrix is prepared based on historically observed default rates over the expected life of trade receivables and is adjusted for forward-looking estimates. At each reporting date, the historically observed default rates and changes in the forward-looking estimates are updated.

ECL impairment loss allowance (or reversal) recognized during the period is recognized as expense/income in the Statement of Profit and Loss under the head 'Other expenses'/'Other income'.

[B] Financial liabilities and equity instruments

Debt and equity instruments issued by a Group member are classified as either financial liabilities or as equity in accordance with the substance of the contractual arrangements and the definitions of a financial liability and an equity instrument.

i. Equity instruments:

An equity instrument is any contract that evidences a residual interest in the assets of an entity after deducting all of its liabilities. Equity instruments issued by a Group member are recognised at the proceeds received, net of direct issue costs.

Repurchase of the Group's own equity instruments is recognised and deducted directly in equity. No gain or loss is recognised in profit or loss on the purchase, sale, issue or cancellation of the Group's own equity instruments.

ii. Financial liabilities:

a) Initial recognition and measurement:

Financial liabilities are recognised when a Group member becomes a party to the contractual provisions of the instrument. Financial liabilities are initially measured at the fair value.

b) Subsequent measurement:

Financial liabilities are subsequently measured at amortised cost using the effective interest rate method. Financial liabilities carried at fair value through profit or loss are measured at fair value with all changes in fair value recognised in the Statement of Profit and Loss.

The Group has not designated any financial liability as at FVTPL other than derivative instrument.

c) Foreign exchange gains and losses:

For financial liabilities that are denominated in a foreign currency and are measured at amortised cost at the end of each reporting period, the foreign exchange gains and losses are determined based on the amortised cost of the instruments and are recognised in profit or loss.

The fair value of financial liabilities denominated in a foreign currency is determined in that foreign currency and translated at the closing rate at the end of the reporting period. For financial liabilities that are measured as at FVTPL, the foreign exchange component forms part of the fair value gains or losses and is recognised in profit or loss.

d) Derecognition of financial liabilities:

A financial liability is derecognized when the obligation under the liability is discharged or cancelled or expires. When an existing financial liability is replaced by another from the same lender on substantially different terms, or the terms of an existing liability are substantially modified, such an exchange or modification is treated as the derecognition of the original liability and the recognition of a new liability. The difference between the carrying amount of the financial liability

Notes to the Consolidated Financial Statements

for the year ended 31 March 2019

derecognized and the consideration paid is recognized in the Statement of Profit and Loss.

3.18 Derivative financial instruments and hedge accounting

The Group enters into a variety of derivative financial instruments to manage its exposure to interest rate and foreign exchange rate risks, including foreign exchange forward contracts, interest rate swaps and cross currency swaps. Further details of derivative financial instruments are disclosed in Note 38.

Derivatives are initially recognised at fair value at the date the derivative contracts are entered into and are subsequently remeasured to their fair value at the end of each reporting period. The resulting gain or loss is recognised in profit or loss immediately unless the derivative is designated and effective as a hedging instrument, in which event the timing of the recognition in profit or loss depends on the nature of the hedging relationship and the nature of the hedged item.

The Group designates certain hedging instruments, which include derivatives, as either fair value hedges, or cash flow hedges.

At the inception of the hedge relationship, the Group documents the relationship between the hedging instrument and the hedged item, along with its risk management objectives and its strategy for undertaking various hedge transactions. Furthermore, at the inception of the hedge and on an ongoing basis, the Group documents whether the hedging instrument is highly effective in offsetting changes in fair values or cash flows of the hedged item attributable to the hedged risk.

The hedge relationship so designated as fair value is accounted for in accordance with the accounting principles prescribed for hedge accounting under Ind AS 109, 'Financial Instruments'.

a) Fair value hedge:

Hedging instrument is initially recognized at fair value on the date on which a derivative contract is entered into and is subsequently measured at fair value at each reporting date. Gain or loss

arising from changes in the fair value of hedging instrument is recognized in the Statement of Profit and Loss. Hedging instrument is recognized as a financial asset in the Balance Sheet if its fair value as at reporting date is positive as compared to carrying value and as a financial liability if its fair value as at reporting date is negative as compared to carrying value.

Hedged item is initially recognized at fair value on the date of entering into contractual obligation and is subsequently measured at amortized cost. The gain or loss on the hedged item is adjusted to the carrying value of the hedged item and the corresponding effect is recognized in the Statement of Profit and Loss.

Hedge accounting is discontinued when the hedging instrument expires or is sold, terminated, or exercised, or when it no longer qualifies for hedge accounting.

Note 38 sets out details of the fair values of the derivative instruments used for hedging purposes.

b) Cash flow hedge:

The effective portion of changes in the fair value of derivatives that are designated and qualify as cash flow hedges is recognised in other comprehensive income and accumulated under the heading of cash flow hedge reserve. The gain or loss relating to the ineffective portion is recognised immediately in profit or loss.

Amounts previously recognised in other comprehensive income and accumulated in equity relating to (effective portion as described above) are reclassified to profit or loss in the periods when the hedged item affects profit or loss, in the same line as the recognised hedged item. However, when the hedged forecast transaction results in the recognition of a non-financial asset or a non-financial liability, such gains and losses are transferred from equity (but not as a reclassification adjustment) and included in the initial measurement of the cost of the non-financial asset or non-financial liability.

Notes to the Consolidated Financial Statements

for the year ended 31 March 2019

Hedge accounting is discontinued when the hedging instrument expires or is sold, terminated, or exercised, or when it no longer qualifies for hedge accounting.

Any gain or loss recognised in other comprehensive income and accumulated in equity at that time remains in equity and is recognised when the forecast transaction is ultimately recognised in profit or loss. When a forecast transaction is no longer expected to occur, the gain or loss accumulated in equity is recognised immediately in profit or loss.

3.19 Earnings Per Share

Basic earnings per share is computed by dividing the net profit for the period attributable to the equity shareholders of the Group by the weighted average number of equity shares outstanding during the period. The weighted average number of equity shares outstanding during the period and for all periods presented is adjusted for events, such as bonus shares, other than the conversion of potential equity shares that have changed the number of equity shares outstanding, without a corresponding change in resources.

For the purpose of calculating diluted earnings per share, the net profit for the period attributable to equity shareholders and the weighted average number of shares outstanding during the period is adjusted for the effects of all dilutive potential equity shares.

3.20 Recent accounting pronouncements

On 30 March 2019, the Ministry of Corporate Affairs has notified Ind AS 116, 'Lease'. Ind AS 116 will replace the existing lease standard Ind AS 17 Leases and related interpretations. Ind AS 116 introduces a single lessee accounting model and requires a lessee to recognize assets and liabilities for all leases with a term of more than twelve months, unless the underlying asset is of low value.

Effective date for application of this amendment is annual period beginning on or after April 1, 2019. The Company is currently evaluating the effect of this amendment on the consolidated financial statements.

4 Critical accounting judgments and use of estimates

In application of Group's accounting policies, which are described in Note 3, the directors of the Company are required to make judgments, estimations and assumptions about the carrying value of assets and liabilities that are not readily apparent from other sources. The estimates and associated assumptions are based on historical experience and other factors that are considered to be relevant. Actual results may differ from these estimates.

The estimates and underlying assumptions are reviewed on an ongoing basis. Revisions to accounting estimates are recognised in the period in which the estimate is revised if the revision affects only that period, or in the period of revision or future periods if the revision affects both current and future periods.

- 4.1 Following are the critical judgments that have the most significant effects on the amounts recognised in these CFS:

Leasehold land

Considering the terms and conditions of the leases in respect of leasehold land, particularly the transfer of the significant risks and rewards, it is concluded that they are in the nature of operating leases.

- 4.2 Following are the key assumptions concerning the future, and other key sources of estimation uncertainty at the end of the reporting period that may have a significant risk of causing a material adjustment to the carrying amounts of assets and liabilities within the next financial year.

a) Useful lives of Property, Plant & Equipment (PPE) and intangible assets (other than goodwill):

The Group has adopted useful lives of PPE and intangible assets (other than goodwill) as described in Note 3.12 & 3.13 above. The Group reviews the estimated useful lives of PPE at the end of each reporting period.

Notes to the Consolidated Financial Statements

for the year ended 31 March 2019

b) Fair value measurements and valuation processes:

The Group measures financial instruments at fair value in accordance with the accounting policies mentioned above.

For assets and liabilities that are recognized in the financial statements at fair value on a recurring basis, the Group determines whether transfers have occurred between levels in the hierarchy by re-assessing categorization at the end of each reporting period and discloses the same.

When the fair values of financial assets and financial liabilities recorded in the Balance Sheet cannot be measured based on quoted prices in active markets, their fair value is measured using valuation techniques, including the discounted cash flow model, which involve various judgments and assumptions. Where necessary, the Group engages third party qualified valuers to perform the valuation.

Information about the valuation techniques and inputs used in determining the fair values of various assets and liabilities are disclosed in Note 38.

c) Investment in associates:

During the year, the Group has incorporated certain wholly-owned subsidiaries for the purpose of carrying out business of generation and sale of wind energy. Thereafter, the Group has entered into various binding agreements (including call & put option agreement and voting rights agreement) with a party to, inter-

alia, transfer the shares of such companies at a future date and defining rights of the respective parties. In view of the provisions of these binding agreements, it is assessed that the Group has ceased to exercise control over such companies in terms of Ind AS 110: Consolidated Financial Statements. Therefore, the Group has accounted for investment in such companies as investment in 'associate' from the date of cessation of control.

d) Other assumptions and estimation uncertainties, included in respective notes are as under:

- Recognition of deferred tax assets is based on estimates of taxable profits in future years. The Company prepares detailed cash flow and profitability projections, which are reviewed by the board of directors of the Company. Estimation of current tax expense and payable, recognition of deferred tax assets and possibility of utilizing available tax credits – see Note 47
- Measurement of defined benefit obligations and other long-term employee benefits: – see Note 39
- Assessment of the status of various legal cases/claims and other disputes where the Company does not expect any material outflow of resources and hence these are reflected as contingent liabilities. Recognition and measurement of provisions and contingencies: key assumptions about the likelihood and magnitude of an outflow of resources – see Note 21 and Note 41
- Impairment of financial assets – see Note 38

Notes to the Consolidated Financial Statements

for the year ended 31 March 2019

5 : Property, plant and equipment

(₹ in Lakhs)

Particulars	As at 31 March 2019	As at 31 March 2018
Carrying amounts of:		
Freehold land	1,469.95	1,419.08
Buildings	18,058.74	18,785.53
Plant and equipment	74,134.72	74,496.33
Furniture and fixtures	345.09	391.94
Vehicles	174.79	291.48
Office equipment	88.87	126.36
Total	94,272.16	95,510.72

Assets mortgaged/pledged as security for borrowings are as under:

(₹ in Lakhs)

Particulars	As at 31 March 2019	As at 31 March 2018
Carrying amounts of:		
Freehold land	1,469.95	1,419.08
Buildings	18,058.74	18,785.53
Plant and equipment	74,134.72	74,496.33
Furniture and fixtures	345.09	391.94
Vehicles	174.79	291.48
Office equipment	88.87	126.36
Total	94,272.16	95,510.72

5A : Property, plant and equipment

(₹ in Lakhs)

Description of Assets	Land Freehold	Buildings	Plant and equipment	Furniture and fixtures	Vehicles	Office equipment	Total
Cost or deemed cost:							
Balance as at 1 April, 2017	1,419.08	19,207.38	58,703.83	377.50	384.99	288.30	80,381.08
Additions	-	1,767.87	24,724.77	98.47	0.66	25.95	26,617.72
Borrowing cost capitalised	-	-	113.90	-	-	-	113.90
Balance as at 31 March 2018	1,419.08	20,975.25	83,542.50	475.97	385.65	314.25	107,112.70
Additions	50.87	519.32	4,228.10	3.53	-	42.75	4,844.57
Disposal	-	-	-	-	(125.23)	-	(125.23)
Borrowing cost capitalised	-	-	-	-	-	-	-
Balance as at 31 March 2019	1,469.95	21,494.57	87,770.60	479.50	260.42	357.00	111,832.04
Accumulated Depreciation:							
Balance as at 1 April, 2017	-	1,238.11	5,501.60	40.82	45.56	99.30	6,925.39
Depreciation for the year	-	951.61	3,544.57	43.21	48.61	88.59	4,676.59
Balance as at 31 March 2018	-	2,189.72	9,046.17	84.03	94.17	187.89	11,601.98
Depreciation for the year	-	1,246.11	4,589.71	50.38	37.98	80.24	6,004.42
Eliminated on disposal of asset	-	-	-	-	(46.52)	-	(46.52)
Balance as at 31 March 2019	-	3,435.83	13,635.88	134.41	85.63	268.13	17,559.88

Notes to the Consolidated Financial Statements

for the year ended 31 March 2019

5A : Property, plant and equipment (Contd..)

(₹ in Lakhs)

Net carrying amount	Land Freehold	Buildings	Plant and equipment	Furniture and fixtures	Vehicles	Office equipment	Total
As at 31 March 2018	1,419.08	18,785.53	74,496.33	391.94	291.48	126.36	95,510.72
As at 31 March 2019	1,469.95	18,058.74	74,134.72	345.09	174.79	88.87	94,272.16

6 : Intangible assets

(₹ in Lakhs)

Particulars	As at 31 March 2019	As at 31 March 2018
Carrying amounts of:		
Technical know-how	3,002.31	2,913.47
Software	27.63	58.38
Total	3,029.94	2,971.85

Details of Intangible Assets

(₹ in Lakhs)

Particulars	Technical know-how	Software	Total
Balance as at 1 April 2017	3,762.93	186.17	3,949.10
Additions	485.69	-	485.69
Balance as at 31 March 2018	4,248.62	186.17	4,434.79
Additions	658.22	1.44	659.66
Balance as at 31 March 2019	4,906.84	187.61	5,094.45
Accumulated amortisation			
Balance as at 1 April 2017	819.49	93.48	912.97
Amortisation expense for the year	515.66	34.31	549.97
Balance as at 31 March 2018	1,335.15	127.79	1,462.94
Amortisation expense for the year	569.38	32.19	601.57
Balance as at 31 March 2019	1,904.53	159.98	2,064.51

(₹ in Lakhs)

Net carrying amount	Technical know-how	Software	Total
As at 31 March 2018	2,913.47	58.38	2,971.85
As at 31 March 2019	3,002.31	27.63	3,029.94

Notes to the Consolidated Financial Statements

for the year ended 31 March 2019

7 : Investment accounted for using the equity method

(₹ in Lakhs)

Particulars	As at 31 March 2019	As at 31 March 2018
Investments in associates		
In equity instruments (unquoted)		
- in fully paid-up equity shares of ₹ 10 each		
Wind Two Renergy Private Limited-32,510,000 (as at 31 March 2018: 10,000) equity shares	3,248.09	-
Wind Four Renergy Private Limited-18,510,000 (as at 31 March 2018: 10,000) equity shares	1,848.39	-
Wind Five Renergy Private Limited-18,510,000 (as at 31 March 2018: 10,000) equity shares	1,834.64	-
Wind One Renergy Private Limited-10,000 (as at 31 March 2018: Nil) equity shares#	-	-
Wind Three Renergy Private Limited-10,000 (as at 31 March 2018: Nil) equity shares#	-	-
Nani Virani Wind Energy Private Limited-Nil (as at 31 March 2018: 10,000 equity shares)*	-	0.65
Ravapar Wind Energy Private Limited-Nil (as at 31 March 2018: 10,000 equity shares)*	-	0.65
Khatiyu Wind Energy Private Limited-Nil (as at 31 March 2018: 10,000 equity shares)*	-	0.65
	6,931.12	1.95

The Group has entered inter-alia binding agreement with above companies. In view of the provision of binding agreement, The Group has ceased to exercise control over companies. (Refer Note No. 48)

* The above companies have ceased to be associates during the year and have become subsidiary of the Group. (Refer Note No. 48)

8 : Other Investment-

(₹ in Lakhs)

Particulars	As at 31 March 2019	As at 31 March 2018
Current		
Financial assets carried at FVTPL		
Investments in mutual funds (unquoted, fully paid up)		
(Face value ₹ 10 each)		
FEGP-IDBI Focused 30 Equity Fund - Regular Plan - Growth - 50,000 units (as at 31 March 2018: 50,000 units)	4.95	4.85
L079B SBI Saving Fund - Regular plan - Growth - 6,963,536.73 units (as at 31 March 2018: Nil)	2,014.97	-
ABSL Saving Fund-Growth Direct - 35,952.88 units (as at 31 March 2018: Nil)	133.66	-
Total current investments	2,153.58	4.85
Total Investments (non - current and current)	2,153.58	4.85
Aggregate book value of quoted investments	-	-
Aggregate market value of quoted investments	-	-
Aggregate carrying value of unquoted investments	2,153.58	4.85
Aggregate amount of impairment in value of investments	-	-
Category-wise other investments – as per Ind AS 109 classification		
Carried at fair value through profit and loss	2,153.58	4.85
Carried at amortised cost	-	-
	2,153.58	4.85

Notes to the Consolidated Financial Statements

for the year ended 31 March 2019

9 : Loans (Unsecured, considered good)

(₹ in Lakhs)

Particulars	As at 31 March 2019	As at 31 March 2018
Non-current		
Security deposits	1,342.68	1,493.94
Total	1,342.68	1,493.94
Current		
Loans to related parties (see Note 48)		
Inter-corporate deposits to related parties	52.39	2.64
Total	52.39	2.64

10 : Other Financial assets (Unsecured, considered good)

(₹ in Lakhs)

Particulars	As at 31 March 2019	As at 31 March 2018
Non-current		
Non-current bank balances (from Note 16)	362.68	330.42
Unbilled revenue (see Note below)	30,638.36	24,887.46
Total	31,001.04	25,217.88
Current		
Other interest accrued	5.65	6.48
Unbilled revenue (see Note below)	6,740.89	4,028.92
Insurance claims lodged	63.02	-
Other receivables	314.75	314.75
Total	7,124.31	4,350.15

Note: Unbilled revenue is classified as financial asset as right to consideration is unconditional upon passage of time.

11 : Income tax assets (net)

(₹ in Lakhs)

Particulars	As at 31 March 2019	As at 31 March 2018
Non-current		
Income tax paid (net of provisions)	1,600.38	1,786.58
Total	1,600.38	1,786.58
Current		
Income tax paid (net of provisions)	330.11	-
Total	330.11	-

Notes to the Consolidated Financial Statements

for the year ended 31 March 2019

12 : Other assets

(₹ in Lakhs)

Particulars	As at 31 March 2019	As at 31 March 2018
Non-current		
Capital advances	5,954.22	4,716.48
Security deposits with government authorities	59.44	4.87
Balances with government authorities		
- Balances in service tax , VAT & GST accounts	569.22	763.57
Prepayments- leasehold land	4,309.77	4,515.92
Prepayments - others	64.74	39.83
Total	10,957.39	10,040.67
Current		
Advance to suppliers	17,993.76	14,229.46
Advance for expenses	264.80	95.72
Balances with government authorities		
- Balances in service tax , VAT & GST accounts	6,662.53	2,227.72
Prepayments- leasehold land	162.47	114.73
Prepayments - others	1,878.58	1,681.49
Total	26,962.14	18,349.12

13 : Inventories (at lower of cost or net realisable value)

(₹ in Lakhs)

Particulars	As at 31 March 2019	As at 31 March 2018
Raw materials (including goods in transit of ₹ 18,027.61 Lakhs, as at 31 March 2018 ₹ 21,505.31 Lakhs)	47,022.68	57,424.08
Construction materials	16,989.20	9,883.66
Work-in-progress	27,304.90	23,291.24
Finished goods	2,812.00	2,256.39
Stores and spares	246.58	80.80
Total	94,375.36	92,936.17

Notes

Inventories of ₹ 52,833.78 Lakhs (as at 31 March 2018: ₹ 64,881.58 Lakhs) are hypothecated against working capital facilities from banks, see Note 49 for security details.

14 : Trade receivables (Unsecured)

(₹ in Lakhs)

Particulars	As at 31 March 2019	As at 31 March 2018
Current		
Considered good	164,732.19	134,908.09
Less: Allowances for expected credit losses	1,746.81	1,040.87
Total	162,985.38	133,867.22

Notes to the Consolidated Financial Statements

for the year ended 31 March 2019

15 : Cash and cash equivalents

(₹ in Lakhs)

Particulars	As at 31 March 2019	As at 31 March 2018
Balances with banks		
- in current accounts	508.86	1,614.86
- in cash credit accounts	8.45	1,527.10
Bank deposits with original maturity for less than 3 months	-	1,411.20
Cash on hand	7.95	5.08
Total	525.26	4,558.24

16 : Other bank balances

(₹ in Lakhs)

Particulars	As at 31 March 2019	As at 31 March 2018
Bank deposits with original maturity period of more than 3 months but less than 12 months	12,142.41	6,778.39
Bank deposits with original maturity for more than 12 months	938.88	1,661.92
Bank deposits with original maturity for less than 3 months	295.67	-
	13,376.96	8,440.31
Less: Amount disclosed under Note 10 - 'Other financial assets-Non current'	362.68	330.42
Total	13,014.28	8,109.89

Notes:

Other bank balances include margin money deposits kept as security against bank guarantee as under:

a) Bank deposits with original maturity for more than 3 months but less than 12 months	11,642.68	6,568.33
b) Bank deposits with original maturity for more than 12 months	800.74	1,141.45
c) Bank deposits with original maturity for less than 3 months	295.67	-

17 : Equity share capital

(₹ in Lakhs)

Particulars	As at 31 March 2019	As at 31 March 2018
Authorised capital		
500,000,000 (31 March 2018: 500,000,000) equity shares of ₹ 10 each	50,000.00	50,000.00
Issued, subscribed and paid up		
221,918,226 (31 March 2018 : 221,918,226) equity shares of ₹ 10 each fully paid up	22,191.82	22,191.82
	22,191.82	22,191.82

Notes to the Consolidated Financial Statements

for the year ended 31 March 2019

17: Equity share capital (Contd..)

(a) Reconciliation of the number of shares outstanding at the beginning and at the end of the year

Particulars	As at 31 March 2019		As at 31 March 2018	
	No. of shares	₹ in Lakhs	No. of shares	₹ in Lakhs
Shares outstanding at the beginning of the year	221,918,226	22,191.82	221,918,226	22,191.82
Shares outstanding at the end of the year	221,918,226	22,191.82	221,918,226	22,191.82

(b) Rights, preferences and restrictions attached to equity shares

The Company has only one class of equity shares having par value of ₹ 10 per share. Each shareholder is eligible for one vote per share held and entitled to receive dividend as declared from time to time. In the event of liquidation of the Company, the holders of equity shares will be entitled to receive the remaining assets of the Company, in proportion of their shareholding.

(c) Shares held by holding company

Name of Shareholder	As at 31 March 2019		As at 31 March 2018	
	No. of shares	₹ in Lakhs	No. of shares	₹ in Lakhs
Gujarat Fluorochemicals Limited	126,438,669	12,643.87	126,438,669	12,643.87

(d) Details of shares held by each shareholder holding more than 5% shares:

Name of Shareholder	As at 31 March 2019		As at 31 March 2018	
	No. of Shares	% of holding	No. of Shares	% of holding
Gujarat Fluorochemicals Limited	126,438,669	56.975%	126,438,669	56.975%
Siddho Mal Trading LLP	10,000,000	4.506%	10,000,000	4.506%
Siddhapawan Trading LLP	10,000,000	4.506%	10,000,000	4.506%
Devansh Trademart LLP	10,000,000	4.506%	10,000,000	4.506%
Inox Chemicals LLP	10,000,000	4.506%	10,000,000	4.506%

18 : Other equity

(₹ in Lakhs)

Particulars	As at 31 March 2019	As at 31 March 2018
Securities premium	64,534.80	64,586.03
Debenture redemption reserve	1,800.00	1,800.00
Cash flow hedge reserve	(53.32)	1.00
Retained earnings	108,013.36	111,849.17
Total	174,294.84	178,236.20

Notes to the Consolidated Financial Statements

for the year ended 31 March 2019

18 : Other equity (Contd..)

18 (i) Securities premium

(₹ in Lakhs)

Particulars	As at 31 March 2019	As at 31 March 2018
Balance at beginning of the year	64,586.03	64,586.03
Add: Movement during the year	(51.23)	-
Balance at the end of the year	64,534.80	64,586.03

Securities Premium represents premium on issue of shares. The reserve is utilised in accordance with the provisions of the Companies Act, 2013.

18 (ii) Debenture redemption reserve

(₹ in Lakhs)

Particulars	As at 31 March 2019	As at 31 March 2018
Balance at beginning of the year	1,800.00	1,800.00
Transfer from retained earnings	-	-
Balance at the end of the year	1,800.00	1,800.00

The Group has issued redeemable non-convertible debentures. Accordingly, as required by the Companies (Share Capital and Debentures) Rules, 2014 (as amended), Debenture Redemption Reserve (DRR) is created out of profits available for payment of dividend. DRR is required to be created for an amount which is equal to 25% of the value of debentures issued and will be reclassified to retained earnings on redemption of debentures.

18 (iii) Cash flow hedge reserve

(₹ in Lakhs)

Particulars	As at 31 March 2019	As at 31 March 2018
Balance at beginning of the year	1.00	(56.03)
Other comprehensive income for the year, net of income tax	(54.32)	57.03
Balance at the end of the year	(53.32)	1.00

The cash flow hedging reserve represents the cumulative effective portion of gains or losses arising on changes in fair value of designated portion of hedging instruments designated as cash flow hedges. The cumulative gain or loss arising on changes in fair value of the designated portion of the hedging instruments that are recognised and accumulated under the heading of cash flow hedging reserve will be reclassified to profit or loss when the hedged transaction affects the profit or loss, included as a basis adjustment to the non-financial hedged item, or when it becomes ineffective.

18 (iv) Retained earnings

(₹ in Lakhs)

Particulars	As at 31 March 2019	As at 31 March 2018
Surplus in the statement of profit and loss	111,849.17	130,436.83
Total comprehensive income for the year	(3,835.81)	(18,587.66)
Transfer to debenture redemption reserve	-	-
Total	108,013.36	111,849.17

Notes to the Consolidated Financial Statements

for the year ended 31 March 2019

18 : Other equity (Contd..)

The amount that can be distributed by the Company as dividends to its equity shareholders is determined based on the separate financial statements of the Company and also considering the requirements of the Companies Act, 2013 and is subject to levy of dividend distribution tax, if any. Thus, the amounts reported above may not be distributable in entirety.

19 : Non current borrowings

(₹ in Lakhs)

Particulars	As at 31 March 2019	As at 31 March 2018
Secured loans		
Debentures		
Redeemable non convertible debentures	15,858.59	26,084.09
Foreign currency term loans		
From banks	3,193.24	6,582.46
Rupee term loans		
From banks	36,621.03	26,733.82
From Other parties	71.70	153.51
Total	55,744.56	59,553.88
Less: Amounts disclosed under Note 20: Other current financial liabilities)		
- Current maturities	21,316.39	23,106.29
- Interest accrued	1,267.45	1,668.83
	22,583.84	24,775.12
Total	33,160.72	34,778.76

For terms of repayment and securities etc. see Note 49

20 : Other financial liabilities

(₹ in Lakhs)

Particulars	As at 31 March 2019	As at 31 March 2018
Non-current		
Security deposits	182.67	182.67
Total	182.67	182.67
Current		
Current maturities of non-current borrowings (see Note 19)	21,316.39	23,106.29
Interest accrued	1,488.34	1,715.60
Creditors for capital expenditure	4,776.77	5,500.39
Consideration payable for business combinations	1,198.00	1,248.00
Derivative financial liabilities	610.75	66.18
Employee dues payables	2,562.31	2,402.16
Expenses payables	66.69	59.24
Total	32,019.25	34,097.86

Notes to the Consolidated Financial Statements

for the year ended 31 March 2019

21 : Provisions

(₹ in Lakhs)

Particulars	As at 31 March 2019	As at 31 March 2018
Non-current		
Provision for employee benefits (see Note 39)		
Gratuity	495.87	481.60
Compensated absences	259.21	255.92
Total	755.08	737.52
Current		
Provision for employee benefits (see Note 39)		
Gratuity	24.03	44.78
Compensated absences	197.81	215.15
Other provisions - see Note 41		
Disputed service tax liabilities	32.19	32.19
Disputed sales tax liabilities (net of payments)	30.43	30.43
Total	284.46	322.55

Particulars	Service tax	Sales tax
Balance as at 1 April 2016	-	30.43
Addition during the year	32.19	-
Balance as at 31 March 2017	32.19	30.43
Balance as at 31 March 2018	32.19	30.43
Balance as at 31 March 2019	32.19	30.43

22 : Deferred tax balances

Year ended 31 March 2019

Deferred tax assets/(liabilities) in relation to:

(₹ in Lakhs)

Particulars	Opening balance	Recognised in profit or loss	Recognised in other comprehensive income	Adjusted against current tax liability	Closing balance
Property, plant and equipment	(7,565.47)	1,104.90	-	-	(6,460.57)
Government grant-deferred income	862.10	(64.53)	-	-	797.57
Straight lining of O & M revenue	(10,085.29)	(2,648.95)	-	-	(12,734.24)
Allowance for expected credit loss	357.80	244.60	-	-	602.40
Defined benefit obligations	345.94	56.58	(63.74)	-	338.78
Effects of measuring investments at fair value	(543.41)	(438.95)	-	-	(982.36)
Business loss	14,027.05	3,383.93	-	-	17,410.98
Other deferred tax assets	1,402.34	641.35	-	-	2,043.69
Other deferred tax liabilities	-	(66.01)	29.21	-	(36.80)
	(1,198.94)	2,212.92	(34.53)	-	979.45
MAT credit entitlement	9,841.83	41.67	-	-	9,883.50
Total	8,642.89	2,254.59	(34.53)	-	10,862.95

Notes to the Consolidated Financial Statements

for the year ended 31 March 2019

22 : Deferred tax balances (Contd..)

Year ended 31 March 2018

Deferred tax assets/(liabilities) in relation to:

(₹ in Lakhs)

Particulars	Opening balance	Recognised in profit or loss	Recognised in comprehensive income	Adjusted against current tax liability	Closing balance
Property, plant and equipment	(9,419.60)	1,854.13	-	-	(7,565.47)
Government grant-deferred income	889.81	(27.71)	-	-	862.10
Straight lining of O & M revenue	(5,978.16)	(4,107.13)	-	-	(10,085.29)
Allowance for expected credit loss	326.10	31.70	-	-	357.80
Defined benefit obligations	346.63	92.88	(93.57)	-	345.94
Effects of measuring investments at fair value	(245.06)	(298.35)	-	-	(543.41)
Business loss	3,212.87	10,814.18	-	-	14,027.05
Other deferred tax assets	60.68	1,341.66	-	-	1,402.34
Other deferred tax liabilities	(2.98)	33.61	(30.63)	-	-
	(10,809.71)	9,734.97	(124.20)	-	(1,198.94)
MAT credit entitlement	9,569.74	-	-	272.09	9,841.83
Total	(1,239.97)	9,734.97	(124.20)	272.09	8,642.89

The Group has following unused tax losses under the Income-tax Act for which no deferred tax asset has been recognised:

Nature of tax loss	Financial Year	Gross amount as at 31 March 2019 (₹ in Lakhs)	Expiry date
Business Losses	2015-16	364.23	2022-23
	2016-17	451.81	2023-24
	2017-18	868.89	2025-26
	2018-19	1,112.46	2026-27
Unabsorbed depreciation	2015-16	1.51	NA
	2016-17	2.00	NA
	2017-18	3.10	NA
	2018-19	2.64	NA

No deferred tax liability has been recognised in respect of undistributed earnings of the subsidiaries as in the opinion of the management, the parent is able to control the timing of the temporary differences and the temporary differences will not reverse in the foreseeable future.

23 : Other liabilities

(₹ in Lakhs)

Particulars	As at 31 March 2019	As at 31 March 2018
Non-current		
Deferred income arising from government grants	1,292.05	1,545.66
Income received in advance	4,627.78	857.27
Total	5,919.83	2,402.93

Notes to the Consolidated Financial Statements

for the year ended 31 March 2019

23 : Other liabilities (Contd..)

(₹ in Lakhs)

Particulars	As at 31 March 2019	As at 31 March 2018
Current		
Advances received from customers	35,355.22	27,863.03
Income received in advance	1,320.35	1,197.66
Statutory dues and taxes payable	3,388.10	4,817.75
Deferred income arising from government grants	357.49	921.43
Total	40,421.16	34,799.87

24 : Current borrowings

(₹ in Lakhs)

Particulars	As at 31 March 2019	As at 31 March 2018
Secured		
From banks		
Foreign currency loan		
Buyers credit	-	3,243.43
Supplier credit	17,176.99	-
Rupee loans		
Working capital demand loans	5,915.33	6,600.00
Cash credit	30,534.59	38,475.69
Others	829.50	-
Unsecured		
From others (interest free)	2,303.00	-
From related parties		
Inter-corporate deposits from holding companies	19,500.00	-
	76,259.41	48,319.12
Less: Amount Disclosed under Note 20 'Other current financial liabilities'		
Interest accrued	220.89	46.77
	220.89	46.77
Total	76,038.52	48,272.35

For terms of repayment and securities etc., see Note 49A

25 : Trade payables

(₹ in Lakhs)

Particulars	As at 31 March 2019	As at 31 March 2018
Current		
Trade payables		
Total outstanding dues of micro enterprises and small enterprises	224.75	240.96
Total outstanding dues of creditors other than micro enterprises and small enterprises	88,650.44	53,384.54
Total	88,875.19	53,625.50

Notes to the Consolidated Financial Statements

for the year ended 31 March 2019

25 : Trade payables (Contd..)

The Particulars of dues to Micro, Small and Medium Enterprises under Micro, Small and Medium Enterprises Development Act, 2006 (MSMED Act):

(₹ in Lakhs)

Particulars	2018-2019	2017-2018
Principal amount due to suppliers under MSMED Act at the year end	224.75	240.96
Interest accrued and due to suppliers under MSMED Act on the above amount, unpaid at the year end.	74.08	43.85
Payment made to suppliers (other than interest) beyond the appointed date during the year	579.26	567.94
Interest paid to suppliers under section 16 of MSMED Act during the year	-	-
Interest due and payable to suppliers under MSMED Act for payments already made.	18.89	14.96
Interest accrued and not paid to suppliers under MSMED Act up to the year end	286.55	193.58

Note: The above information has been disclosed in respect of parties which have been identified on the basis of the information available with the Group.

26 : Current tax liabilities (Net)

(₹ in Lakhs)

Particulars	As at 31 March 2019	As at 31 March 2018
Provision for Income tax (net of payments)	0.01	153.80
Total	0.01	153.80

27 : Revenue from operations

(₹ in Lakhs)

Particulars	2018-2019	2017-2018
Sale of products	122,431.68	1,932.62
Sale of services	20,777.33	32,962.63
Other operating revenue	535.32	13,088.28
Total	143,744.33	47,983.53

28 : Other income

(₹ in Lakhs)

Particulars	2018-2019	2017-2018
Interest income		
Interest income calculated using the effective interest method:		
On fixed deposits with banks	1,036.62	1,200.70
On Inter-corporate deposits (see Note 48)	1.71	394.90
Other interest income		
On Income tax refund	111.80	1.11
On others	6.34	9.06
	1,156.47	1,605.77

Notes to the Consolidated Financial Statements

for the year ended 31 March 2019

28 : Other Income (Contd..)

(₹ in Lakhs)

Particulars	2018-2019	2017-2018
Other gains and losses		
Gain on investments carried at FVTPL	18.78	485.86
Net gain on foreign currency transactions and translation	335.97	137.83
Net gains/(losses) on derivatives	34940	(8.57)
	704.15	615.12
Other non operating income		
Government grants - deferred income	363.81	200.17
Insurance claims	116.16	144.38
	479.97	344.55
Total	2,340.59	2,565.44
Note: Realised gain during the year in respect of mutual funds and debentures	4.06	1,194.08

29 : Cost of materials consumed

(₹ in Lakhs)

Particulars	2018-2019	2017-2018
Raw materials consumed	88,343.78	4,704.11
Total	88,343.78	4,704.11

30 : EPC, O&M, Common infrastructure facility and site development expenses

(₹ in Lakhs)

Particulars	2018-2019	2017-2018
Construction material consumed	1,359.56	551.41
Equipment & machinery hire charges	3,420.39	2,678.51
Subcontractor cost	5,036.22	5,253.69
Cost of lands	627.76	3,278.55
O&M repairs	2,209.95	2,609.42
Legal & professional fees & expenses	337.38	429.90
Stores and spares consumed	125.82	364.15
Rates & taxes and regulatory fees	442.87	379.40
Rent	366.46	346.08
Labour charges	121.25	131.98
Insurance	548.15	416.63
Security charges	1,300.46	1,581.32
Travelling & conveyance	1,771.51	1,878.50
Miscellaneous expenses	294.21	93.59
Total	17,961.99	19,993.13

31: Changes in inventories of finished goods and work-in-progress

(₹ in Lakhs)

Particulars	2018-2019	2017-2018
Opening stock		
Finished goods	2,256.39	4,438.29
Work-in-progress	5,120.31	4,657.98
Project development, erection and commissioning work in progress	17,788.53	23,203.16
Common infrastructure facilities	382.40	382.40
	25,547.63	32,681.83

Notes to the Consolidated Financial Statements

for the year ended 31 March 2019

31 : Changes in inventories of finished goods and work-in-progress (Contd..)

(₹ in Lakhs)

Particulars	2018-2019	2017-2018
Less : Closing stock		
Finished goods	2,812.00	2,256.39
Work-in-progress	2,752.52	5,120.31
Project development, erection and commissioning work	24,169.97	17,788.53
Common infrastructure facilities	382.41	382.40
	30,116.90	25,547.63
(Increase) / decrease in inventories	(4,569.27)	7,134.20

32 : Employee benefits expense

(₹ in Lakhs)

Particulars	2018-2019	2017-2018
Salaries and wages	8,318.48	8,757.69
Contribution to provident and other funds	296.74	340.79
Gratuity	226.77	301.33
Staff welfare expenses	536.99	568.48
Total	9,378.98	9,968.29

33 : Finance Cost

(₹ in Lakhs)

Particulars	2018-2019	2017-2018
Interest on financial liabilities carried at amortised cost		
Interest on borrowings	11,858.16	13,342.35
Other interest cost		
Interest on delayed payment of taxes	377.31	412.07
Other interest	527.11	92.52
Other borrowing costs	3,863.37	2,026.64
Net foreign exchange loss on borrowings (considered as finance cost)	314.27	1,320.14
	16,940.22	17,193.72
Less: Interest capitalized	79.24	71.28
Total	16,860.98	17,122.44

The capitalisation rate of funds borrowed is 12% p.a. (previous year 12% p.a.)

34 : Depreciation and amortisation expense

(₹ in Lakhs)

Particulars	2018-2019	2017-2018
Depreciation of property, plant and equipment	6,004.42	4,676.59
Amortisation of intangible assets	601.57	549.97
Total	6,605.99	5,226.56

Notes to the Consolidated Financial Statements

for the year ended 31 March 2019

35 : Other expense

(₹ in Lakhs)

Particulars	2018-2019	2017-2018
Stores and spares consumed	50.73	158.17
Power and fuel	422.49	315.37
Freight outward (*)	3,349.03	3,690.31
Insurance	276.55	93.48
Repairs to:		
- Buildings	39.50	44.78
- Plant and equipment	13.81	36.58
- Others	71.51	56.20
Directors' sitting fees	18.20	17.20
Rent	147.18	158.71
Rates and taxes	15.56	108.60
Sales tax, VAT, Service tax, GST etc.	97.19	1,487.91
Travelling and conveyance	934.46	880.29
Legal and professional fees and expenses	679.29	839.07
Allowance for expected credit losses	705.93	86.95
Sales commission	-	10.47
Royalty	1,105.27	22.57
Jobwork charges & labour charges	9,534.43	820.65
Testing charges	210.72	131.20
Crane and equipment hire charges	195.11	204.42
Bad debts remissions and Liquidated damages	547.58	2,832.35
Corporate Social Responsibility (CSR) expenditure (see Note 53)	127.25	122.42
Demurrage and detention charges	652.30	980.36
Business promotion & advertisement	105.99	245.97
Loss on sale / disposal of property, plant and equipment	19.80	-
Miscellaneous expenses	1,083.14	1,102.53
Total	20,403.02	14,446.56

(*) Includes freight of NIL (previous year ₹ 2,212.36 Lakhs) in respect of earlier years paid on settlement of claims during the year.

36 : Earnings per share

Particulars	2018-2019	2017-2018
Profit/(loss) for the year (₹ in Lakhs)	(3,997.91)	(18,761.84)
Weighted average number of equity shares used in calculation of basic and diluted EPS (Nos.)	221,918,226	221,918,226
Nominal value of each share (in ₹)	10.00	10.00
Basic and Diluted earnings/(loss) per share (in ₹)	(1.80)	(8.45)

37 : Capital management

For the purpose of the Group capital management, capital includes issued equity share capital, security premium and all other equity reserves attributable to the equity holders of the Group.

The Group capital management objectives are:

- to ensure the Group ability to continue as a going concern
- to provide an adequate return to shareholders by pricing products and services commensurately with the level of risk.

Notes to the Consolidated Financial Statements

for the year ended 31 March 2019

37 : Capital management (contd..)

The Group manages its capital structure and makes adjustments in light of changes in economic conditions and the requirements of the financial covenants. To maintain or adjust the capital structure, the Group may adjust the dividend payment to shareholders, return capital to shareholders or issue new shares. The Group monitors capital using a gearing ratio, which is net debt divided by total equity. The Group includes within net debt, interest bearing loans and borrowings, trade and other payables, less cash and cash equivalents, excluding discontinued operations, if any.

The gearing ratio at the end of the reporting period was as follows:

(₹ in Lakhs)

Particulars	As at 31 March 2019	As at 31 March 2018
Total debt	132,003.97	107,873.00
Less: Cash and bank balances (excluding bank deposits kept as lien)	1,458.80	5,288.77
Net debt	130,545.17	102,584.23
Total equity	196,486.66	200,428.02
Net debt to equity %	66.44%	51.18%

38 : Financial instruments

(i) Categories of financial instruments

(₹ in Lakhs)

Particulars	As at 31 March 2019	As at 31 March 2018
Financial assets		
Measured at fair value through profit or loss (FVTPL)		
Mandatorily measured as at FVTPL		
(a) Investments in mutual funds	2,153.58	4.85
	2,153.58	4.85
Measured at amortised cost		
(a) Cash and bank balances	13,902.22	12,998.55
(b) Trade receivables	162,985.38	133,867.22
(c) Loans	1,395.07	1,496.58
(d) Other financial assets	37,762.67	29,237.61
(e) Investments	-	-
	216,045.34	177,599.96
Measured at fair value through other comprehensive income (FVTOCI)		
Derivative instruments designated as Cash flow hedge in Hedge Accounting	-	1.97
Total financial assets	218,198.92	177,606.78
Financial liabilities		
Measured at fair value through profit or loss (FVTPL)		
Derivative instruments in designated hedge accounting relationship	529.23	68.15
	529.23	68.15
Measured at amortised cost		
(a) Borrowings	132,003.97	107,873.00
(b) Trade payables	88,875.19	53,625.50
(c) Other financial liabilities	8,786.44	9,392.46
	229,665.60	170,890.96
Measured at fair value through other comprehensive income (FVTOCI)		
Derivative instruments designated as Cash flow hedge in Hedge Accounting	81.52	-
Total financial liabilities	230,276.35	170,959.11

Notes to the Consolidated Financial Statements

for the year ended 31 March 2019

38 : Financial instruments (contd..)

The carrying amount reflected above represents the entity's maximum exposure to credit risk for such financial assets.

(ii) Financial risk management

The Group's corporate finance function provides services to the business, coordinates access to financial market, monitors and manages the financial risks relating to the operations of the Group through internal risk reports which analyse exposures by degree and magnitude of the risk. These risks include market risk (including currency risk, interest rate risk and other price risk), credit risk and liquidity risk.

The Group seeks to minimize the effects of these risks by using derivative financial instruments to hedge risk exposures. The use of financial derivatives is governed by the Group's policies approved by the Board of Directors of the Company, which provide principles on foreign exchange risk, interest rate risk, credit risk, the use of financial derivatives and non-derivative financial instruments and the investment of the excess liquidity. Compliance with policies and exposure limits is reviewed by the Company on a continuous basis. The Group does not enter into or trade financial instruments including derivative financial instruments for speculative purpose.

(iii) Market risk

The Group's activities expose it primarily to the financial risks of changes in foreign currency exchange rates and interest rates. The Group enters into the variety of derivative financial instruments to manage its exposure to foreign currency risk and interest rate risk including:

1. Interest rate swaps to mitigate the risk of rising interest rates
2. Principal only swaps, Currency Swaps, Options and forwards contracts to mitigate foreign currency risk of foreign currency borrowings and other payables in foreign currency.

(iv) (a) Foreign currency risk management

The Group is subject to the risk that changes in foreign currency values mainly impact the Company's cost of imports of materials/capital goods, royalty expenses and borrowings. Exchange rate exposures are managed within approved policy parameters by entering in to foreign currency forward contracts, options and swaps.

Foreign exchange transactions are covered with in limits placed on the amount of uncovered exposure, if any, at any point in time. The aim of the Group's approach to management of currency risk is to leave the Company with minimised residual risk.

The carrying amount of unhedged Foreign Currency (FC) denominated monetary liabilities at the end of the reporting period are as follows:

(₹ in Lakhs)

Particulars	As at 31 March 2019	As at 31 March 2018
Liabilities		
In USD		
Trade Payable	11,260.59	2,423.62
Total	11,260.59	2,423.62
In EURO		
Short Term Borrowings	-	3,241.47
Trade Payable	1,285.29	820.60
Total	1,285.29	4,062.07

Notes to the Consolidated Financial Statements

for the year ended 31 March 2019

38 : Financial instruments (contd..)

(₹ in Lakhs)

Particulars	As at 31 March 2019	As at 31 March 2018
In Other currencies		
Trade Payable	8,797.08	1,519.07
Total	8,797.08	1,519.07
Total	21,342.96	8,004.76

The Group does not have any foreign currency monetary assets.

(iv)(b) Foreign Currency sensitivity analysis

The Group is exposed to foreign exchange risk arising from various currency exposures, primarily with respect to US Dollar and Euro.

The following table details the Group's sensitivity to a 10% increase and decrease in the Rupees against the relevant foreign currencies. 10% is the sensitivity rate used when reporting foreign currency risk internally to key management personnel and represents management's assessment of the reasonably possible change in foreign exchange rates. The sensitivity analysis includes unhedged external loans and payables in currency other than the functional currency of the Group.

A 10% strengthening of the INR against key currencies to which the Group is exposed (net of hedge) would have led to additional gain in the Statement of Profit and Loss. A 10% weakening of the INR against these currencies would have led to an equal but opposite effect.

Particulars	USD impact (net of tax)	
	As at 31 March 2019	As at 31 March 2018
Impact on profit or loss for the year	1,163.51	157.67
Impact on total equity as at the end of the reporting period	1,163.51	157.67

Particulars	EURO impact (net of tax)	
	As at 31 March 2019	As at 31 March 2018
Impact on profit or loss for the year	842.60	264.26
Impact on total equity as at the end of the reporting period	842.60	264.26

Particulars	CNY impact (net of tax)	
	As at 31 March 2019	As at 31 March 2018
Impact on profit or loss for the year	635.21	83.72
Impact on total equity as at the end of the reporting period	635.21	83.72

Notes to the Consolidated Financial Statements

for the year ended 31 March 2019

38 : Financial instruments (contd..)

(v) Forward foreign exchange contracts

The Group enters into call spread option contract and Cross Currency Swap agreement to hedge the foreign currency risk and interest rate risk.

Outstanding contracts	Exchange rate		Foreign currency (Amount in Lakhs)		Nominal amounts (₹ in Lakhs)		Fair value assets/ (liabilities) ₹ in Lakhs	
	As at 31 March 2019	As at 31 March 2018	As at 31 March 2019	As at 31 March 2018	As at 31 March 2019	As at 31 March 2018	As at 31 March 2019	As at 31 March 2018
Fair value hedges								
Principal only swaps (POS) contracts (Financial Liability)	68.93	65.04	45.98	100.17	3,169.67	6,515.47	199.73	(68.15)
Forward contracts								
USD	68.93	-	96.10	-	6,624.17	-	(97.03)	-
EUR	77.40	-	150.73	-	11,666.50	-	(676.87)	-
GBP	89.05	-	1.03	-	91.72	-	(0.68)	-
CNY	10.34	-	115.52	-	1,194.45	-	(35.89)	-

The line-items in the consolidated balance sheet that include the above hedging instruments are "other financial assets" and "other financial liabilities".

(vi) (a) Interest rate risk management

Interest rate risk refers to the possibility that the fair value or future cash flows of a financial instrument will fluctuate because of changes in market interest rate. The Group is exposed to interest rate risk because it borrows funds at both fixed and floating interest rates. The risk is managed by the Group by maintaining an appropriate mix between fixed and floating rate borrowings, and by the use of interest rate swap contracts. Hedging activities are evaluated regularly to align with interest rate views and defined risk appetite, ensuring the most cost-effective hedging strategies are applied.

As per the Group's risk management policy to minimize the interest rate cash flow risk on foreign currency long term borrowings, interest rate swaps are taken for most of the borrowings to convert the variable interest rate risk into rupee fixed interest rate. Thus, there is no major interest rate risks associated with foreign currency long term borrowings. In respect of foreign currency short term borrowings and rupee loans the company does not have any borrowings at variable rate of interest.

Interest rate sensitivity analysis

The sensitivity analysis below have been determined based on the exposure to interest rates for floating rate liabilities at the end of the reporting period. For floating rate liabilities, a 50 basis point increase or decrease is used when reporting interest rate risk internally to key management personnel and represents management's assessment of the reasonably possible change in interest rates.

If interest rates had been 50 basis points higher/lower and all other variables were held constant, the Group's profit for the year ended 31 March 2019 would decrease/increase by ₹ 154.46 Lakhs (net of tax) (for the year ended 31 March 2018 decrease/increase by ₹ 22.98 Lakhs). This is mainly attributable to the Group's exposure to interest rates on its variable rate borrowings.

Notes to the Consolidated Financial Statements

for the year ended 31 March 2019

38 : Financial instruments (contd..)

(vi) (b) Interest rate swap contract

Under interest rate swap contracts, the Group agrees to exchange the difference between fixed and floating rate interest amounts calculated on agreed notional principal amounts. Such contracts enable the Group to mitigate the risk of changing interest rates. The fair value of interest rate swaps at the end of the reporting period is determined by discounting the future cash flows using the curves at the end of the reporting period and the credit risk inherent in the contract, and is disclosed below. The average interest rate is based on the outstanding balances at the end of the reporting period.

Details of Interest Rate Swap Contracts outstanding at the end of reporting period:

Particulars	Average contracted fixed interest rate		Notional principal amount (₹ in Lakhs)		Fair value assets (liabilities) (₹ in Lakhs)	
	As at 31 March 2019	As at 31 March 2018	As at 31 March 2019	As at 31 March 2018	As at 31 March 2019	As at 31 March 2018
Cash flows hedges						
RBL Bank	10.50%	10.50%	1,622.00	3,790.00	(81.52)	1.97
1 to 5 year	-	-	1,622.00	3,790.00	(81.52)	1.97
Balance in the cash flow hedge reserve (net of tax)					(53.32)	1.00

Net foreign exchange loss include gain of ₹87.66 Lakhs transferred from cash flow hedge reserve for year ended 31 March 2019.

Net loss of derivative instruments of ₹53.32 Lakhs recognised in hedging reserve as at 31 March 2019 is expected to be transfer to the statement of profit & loss by 31 March 2020. The maximum period over which the exposure of cash flow variability has been hedged is through calendar year of 2019.

The interest rate swaps settle on quarterly basis. The floating rate on the interest rate swaps is the local interbank rate of India.

All interest rate swap contracts exchanging floating rate interest amounts for fixed rate interest amounts are designated as cash flow hedges in order to reduce the group's cash flow exposures resulting from variable interest rates on borrowing. The interest rate swaps and the interest payments on the borrowing occur simultaneously and the amount accumulated in equity is reclassified to profit or loss over the period that floating rate interest payments on debt affect profit or loss.

The line-items in the Consolidated balance sheet that include the above hedging instruments are "Other financial assets" and "Other financial liabilities".

(vii) Other price risks

Other price risk is the risk that the fair value of a financial instrument will fluctuate due to changes in market traded price. Other price risk arises from financial assets such as investments in equity instruments and mutual funds. The Group does not have investment in equity instruments, other than investments in subsidiaries and associates which are held for strategic rather than trading purposes. The Group does not actively trade these investments. The Group's investment in mutual funds are in debt funds. Hence the Group's exposure to equity price risk is minimal.

Notes to the Consolidated Financial Statements

for the year ended 31 March 2019

38. Financial instruments (contd..)

(viii) Credit risk management

Credit risk refers to risk that a counterparty will default on its contractual obligations resulting in financial loss to the Group. Credit risk arises primarily from financial assets such as trade receivables, investment in mutual funds, derivative financial instruments, other balances with banks, loans and other receivables.

a) Trade receivables

Credit risk arising from trade receivables is managed in accordance with the Group's established policy, procedures and control relating to customer credit risk management. The Group supplies wind turbine equipments to customers which are installed and commissioned generally by a group company and it involves various activities such as civil work, electrical & mechanical work and commissioning activities. The payment terms with customers are fixed as per industry norms. The above activities lead to certain amounts becoming due for payment on completion of related activities and commissioning. The Group considers such amounts as due only on completion of related milestones. However, the group has also long term operation and maintenance contract with such customers. Accordingly, risk of recovery of such amounts is mitigated. Customers who represents more than 5% of the total balance of Trade Receivable as at 31 March 2019 is ₹76,792.75 Lakhs (as at 31 March 2018 of ₹51,482.47 Lakhs) are due from 5 major customers who are reputed parties. All trade receivables are reviewed and assessed for default on a quarterly basis.

For trade receivables, as a practical expedient, the Group computes credit loss allowance based on a provision matrix. The provision matrix is prepared based on historically observed default rates over the expected life of trade receivables and is adjusted for forward-looking estimates. The provision matrix at the end of the reporting period is as follows:

Ageing	Expected credit loss (%)	
	2018-2019	2017-2018
0-180 days	0.10%	-
181-365 days	0.50%	0.50%
Above 365 days	1.50%	1.50%

Age of receivables

(₹ in Lakhs)

Particulars	As at 31 March 2019	As at 31 March 2018
0-180 days	27,251.71	57,221.53
181-365 days	48,617.37	21,546.19
Above 365 days	88,863.11	56,140.37
Gross trade receivables	164,732.19	134,908.09

Movement in the expected credit loss allowance :

(₹ in Lakhs)

Particulars	As at 31 March 2019	As at 31 March 2018
Balance at beginning of the year	1,040.87	953.92
Movement in expected credit loss allowance	705.94	86.95
Balance at end of the year	1,746.81	1,040.87

Notes to the Consolidated Financial Statements

for the year ended 31 March 2019

38. Financial instruments (contd..)

b) Loans and other receivables

The Group applies expected credit losses (ECL) model for measurement and recognition of loss allowance on the loans given by the Group to the external parties. ECL is the difference between all contractual cash flows that are due to the Group in accordance with the contract and all the cash flows that the entity expects to receive (i.e., all cash shortfalls), discounted at the original effective interest rate.

The Group determines if there has been a significant increase in credit risk of the financial asset since initial recognition. If the credit risk of such assets has not increased significantly, an amount equal to 12-month ECL is measured and recognized as loss allowance. However, if credit risk has increased significantly, an amount equal to lifetime ECL is measured and recognized as loss allowance.

12-month ECL are a portion of the lifetime ECL which result from default events that are possible within 12 months from the reporting date. Lifetime ECL are the expected credit losses resulting from all possible default events over the expected life of a financial asset.

ECL are measured in a manner that they reflect unbiased and probability weighted amounts determined by a range of outcomes, taking into account the time value of money and other reasonable information available as a result of past events, current conditions and forecasts of future economic conditions.

ECL impairment loss allowance (or reversal) recognized during the period is recognized as expense/income in the Statement of Profit and Loss under the head 'Other expenses'/'Other income'.

c) Other financial assets

Credit risk arising from investment in debt funds, derivative financial instruments and other balances with banks is limited because the counterparties are banks and recognised financial institutions with high credit ratings assigned by the various credit rating agencies. There are no collaterals held against such investments.

Liquidity risk management

Ultimate responsibility for liquidity risk management rests with the board of directors of the Company, which has established an appropriate liquidity risk management framework for the management of the Group's short, medium and long-term funding and liquidity management requirements. The Group manages liquidity risk by maintaining adequate reserves, banking facilities and reserve borrowing facilities, by continuously monitoring forecast and actual cash flows, and by matching the maturity profiles of financial assets and liabilities.

Liquidity and interest risk table

The following table detail the analysis of derivative as well as non-derivative financial liabilities of the Group into relevant maturity groupings based on the remaining period from the reporting date to the contractual maturity date. The amounts disclosed in the table are the contractual undiscounted cash flows.

(₹ in Lakhs)

Particulars	Less than 1 year	1 to 5 year	5 years and above	Total
As at 31 March 2019				
Borrowings	97,354.91	33,160.72	-	1,30,515.63
Trade payables	88,875.19	-	-	88,875.19
Other financial liabilities	10,092.11	182.67	-	10,274.78
Derivative financial liabilities	610.75	-	-	610.75
Total	196,932.96	33,343.39	-	230,276.35

Notes to the Consolidated Financial Statements

for the year ended 31 March 2019

38 : Financial Instruments (Contd..)

(₹ in Lakhs)

Particulars	Less than 1 year	1 to 5 year	5 years and above	Total
As at 31 March 2018				
Borrowings	71,378.64	34,778.76	-	106,157.40
Trade payables	53,625.50	-	-	53,625.50
Other financial liabilities	10,925.39	182.67	-	11,108.06
Derivative financial liabilities	66.18	-	-	66.18
Total	135,995.71	34,961.43	-	170,957.14

The above liabilities will be met by the Group from internal accruals, realization of current and non-current financial assets (other than strategic investments). Further, the Group also has unutilised financing facilities.

(ix) Fair Value of the Entity's financial assets and financial liabilities that are measured at fair value on a recurring basis:

(₹ in Lakhs)

Financial assets/ (Financial liabilities)	Fair Value as at		Fair Value Hierarchy	Valuation Technique(s) & key inputs used	Significant unobservable input(s)	Relationship of unobservable inputs to fair value
	31 March 2019	31 March 2018				
(a) Investment in Mutual funds (see Note 8)	Debt based mutual funds managed by various fund houses - aggregate fair value of ₹ 2153.57 Lakhs	Debt based mutual funds managed by various fund houses - aggregate fair value of ₹ 4.85 Lakhs	Level 2	The use of net asset value (NAV) for mutual fund on the basis of the statement received from investee party	NA	NA
(b) Forward foreign currency contracts (see Note 20)	Liability - ₹ 810.48	Liability - ₹ NIL	Level 2	Discounted cash flow. Foreign currency and INR cash flow are converted and discounted based on relevant exchange rates/Interest rate (from observable data points available at the end of the reporting period). Difference between gross discounted Foreign currency and INR cash flow is stated as the final MTM as at reporting period.	NA	NA
(c) Principal only swaps designated in hedge accounting relationships (see Note 20)	Assets - ₹ 199.73 Lakhs	Liability - ₹ 68.15 Lakhs	Level 2	Discounted cash flow. Foreign currency and INR cash flow are converted and discounted based on relevant exchange rates/Interest rate (from observable data points available at the end of the reporting period). Difference between gross discounted Foreign currency and INR cash flow is stated as the final MTM as at reporting period.	NA	NA
(d) Interest rate swaps designated in hedge accounting relationships (see Note 18 and 20)	Liability - ₹ 81.52 Lakhs	Assets - ₹ 1.97 Lakhs	Level 2	Discounted cash flow. Foreign currency and INR cash flow are converted and discounted based on relevant exchange rates/Interest rate (from observable data points available at the end of the reporting period). Difference between gross discounted Foreign currency and INR cash flow is stated as the final MTM as at reporting period.	NA	NA

During the period, there were no transfers between Level 1 and level 2.

Notes to the Consolidated Financial Statements

for the year ended 31 March 2019

38 : Financial instruments (contd..)

(x) Fair value of financial assets and financial liabilities that are not measured at fair value (but fair value disclosures are required)

The carrying amount of financial assets and financial liabilities measured at amortised cost in the financial statements are a reasonable approximation of their fair values since the company does not anticipate that the carrying amounts would be significantly different from the values that would eventually be received or settled.

39 : Employee benefits:

(a) Defined Contribution Plans

The Group contributes to the Government managed provident and pension fund for all qualifying employees.

Contribution to provident fund of ₹ 290.06 Lakhs (previous year: ₹ 330.16 Lakhs) is recognized as an expense and included in "Contribution to provident and other funds" in Statement of Profit and Loss .

(b) Defined Benefit Plans:

The Group has defined benefit plan for payment of gratuity to all qualifying employees. It is governed by the Payment of Gratuity Act, 1972. Under this Act, an employee who has completed five years of service is entitled to the specified benefit. The level of benefits provided depends on the employee's length of service and salary at retirement age. The Group's defined benefit plan is unfunded.

There are no other post retirement benefits provided by the Group.

The most recent actuarial valuation of the present value of the defined benefit obligation were carried out as at 31 March 2019 by Mr. G. N. Agarwal, Fellow of the Institute of the Actuaries of India. The present value of the defined benefit obligation, the related current service cost and past service cost, were measured using the projected unit credit method.

Movement in the present value of the defined benefit obligation are as follows :

Particulars	Gratuity	
	31 March 2019	31 March 2018
Opening defined benefit obligation	526.38	511.12
Interest cost	37.67	33.58
Current service cost	189.11	267.75
Benefits paid	(50.83)	(18.32)
Actuarial (gain) / loss on obligations	(182.43)	(267.75)
Present value of obligation as at the year end	519.90	526.38

Components of amounts recognised in profit or loss and other comprehensive income are as under:

Gratuity	31 March 2019	31 March 2018
Current service cost	189.10	267.75
Interest cost	37.67	33.58
Amount recognised in profit or loss	226.77	301.33
Actuarial (gain)/loss		
a) arising from changes in financial assumptions	(5.40)	(55.94)
b) arising from experience adjustments	(177.04)	(211.81)
Amount recognised in other comprehensive income	(182.44)	(267.75)
Total	44.33	33.58

Notes to the Consolidated Financial Statements

for the year ended 31 March 2019

39 : Employee benefits: (contd..)

The principal assumptions used for the purposes of the actuarial valuations of gratuity are as follows:

Particulars	31 March 2019	31 March 2018
Discount rate	7.61%	7.52%
Expected rate of salary increase	8.00%	8.00%
Employee attrition rate	5.00%	5.00%
Mortality	IALM(2006-08) Ultimate Mortality Table	

Estimates of future salary increases considered in actuarial valuation take account of inflation, seniority, promotion and other relevant factors such as supply and demand in the employment market.

These plans typically expose the Group to actuarial risks such as interest rate risk and salary risk.

- Interest risk: a decrease in the bond interest rate will increase the plan liability.
- Salary risk: the present value of the defined benefit plan liability is calculated by reference to the future salaries of plan participants. As such, a variation in the expected rate of salary increase of the plan participants will change the plan liability.

Sensitivity analysis

Significant actuarial assumptions for the determination of defined obligation are discount rate and expected salary increase. The sensitivity analysis below have been determined based on reasonably possible changes of the respective assumptions occurring at the end of the reporting period, while holding all other assumptions constant.

(₹ in Lakhs)

Particulars	Gratuity	
	2018-2019	2017-2018
Impact on present value of defined benefit obligation:		
If discount rate is increased by 1%	(54.50)	(56.85)
If discount rate is decreased by 1%	65.29	68.55
If salary escalation rate is increased by 1%	62.78	65.90
If salary escalation rate is decreased by 1%	(53.43)	(55.75)

The sensitivity analysis presented above may not be representative of the actual change in the defined benefit obligation as it is unlikely that the change in assumption would occur in isolation of one another as some of the assumptions may be correlated. Furthermore, in presenting the above sensitivity analysis, the present value of the defined benefit obligation has been calculated using the projected unit credit method at the end of the reporting period, which is the same as that applied in calculating the defined benefit obligation liability recognised in the balance sheet.

There was no change in the methods and assumptions used in preparing the sensitivity analysis from prior years.

Expected outflow in future years (as provided in actuarial report)

(₹ in Lakhs)

Particulars	Gratuity	
	2018-2019	2017-2018
Expected outflow in 1st Year	24.02	44.78
Expected outflow in 2nd Year	21.99	21.07
Expected outflow in 3rd Year	26.59	21.30
Expected outflow in 4th Year	29.11	26.36
Expected outflow in 5th Year	54.44	24.86
Expected outflow in 6th to 10th Year	199.07	137.68

Notes to the Consolidated Financial Statements

for the year ended 31 March 2019

39 : Employee benefits: (contd..)

The average duration of the defined benefit plan obligation at the end of the reporting period is in the range of 10.89 to 11.35 years.

C. Other short term and long term employment benefits:

Annual leave & Short term leave

The liability towards compensated absences (annual and short term leave) for the year ended 31 March 2019 based on actuarial valuation carried out by using Projected accrued benefit method resulted in decrease in liability by ₹14.05 Lakhs (previous year: decrease in liability by ₹27.00 Lakhs), which is included in the employee benefits in the Statement of Profit and Loss.

The principal assumptions used for the purposes of the actuarial valuations of compensated absences are as follows:

Particulars	As at 31 March 2019	As at 31 March 2018
Discount rate	7.61%	7.52%
Expected rate of salary increase	8.00%	8.00%
Employee attrition rate	5.00%	5.00%
Mortality	IALM(2006-08)Ultimate Mortality Table	

40 : Initial public offer

The Company had made an Initial Public Offer (IPO) during the year ended 31 March 2015, for 31,918,226 equity shares of ₹ 10 each, comprising of 2,1918,226 fresh issue of equity shares by the Company and 10,000,000 equity shares offered for sale by Gujarat Fluorochemicals Limited (GFL), the Company's holding company. The equity shares were issued at a price of ₹ 325 per share (including premium of ₹ 315 per share), subject to a discount of ₹ 15 per share for eligible employees of the Company and retail investors. Out of the total proceeds from the IPO of ₹ 102,053 Lakhs, the Company's share was ₹ 70,000 Lakhs from the fresh issue of 21,918,226 equity shares. The total expenses in connection with the IPO were shared between the Company and GFL in proportion of the amount received from the IPO proceeds. Accordingly amount of ₹ 3,222.15 Lakhs, being share of the Company in the IPO expenses, was adjusted against the securities premium account. Fresh equity shares were allotted by the Company on 30 March 2015 and the shares of the Company were listed on the stock exchanges on 9 April 2015.

Subsequently, the members of the Company have passed a special resolution for variations in terms of the Objects of the Issue through postal ballot on 5 September 2017.

Details of utilization of IPO proceeds are as follows:

(₹ in Lakhs)

Objects of the issue as per the prospectus	Total amount to be spent (as per special resolution)	Total spent/ utilisation upto 31 March 2018	Amount pending utilization
Expansion and up-gradation of existing manufacturing facilities	14,748.00	14,748.00	-
Long term working capital requirements	29,000.00	29,000.00	-
Investment in wholly owned subsidiary, IWISL for the purpose of development of Power evacuation infrastructure and other infrastructure development	13,153.70	13,153.70	-
Issue related expenses	3,732.70	3,732.70	-
General Corporate Purposes	9,365.60	9,365.60	-
Total	70,000.00	70,000.00	-

Notes to the Consolidated Financial Statements

for the year ended 31 March 2019

41 : Contingent liabilities

- (a) Claims against the Group not acknowledged as debts: claims made by contractors - ₹ 3,839.53 Lakhs (as at 31 March 2018: ₹ 4,030.17 Lakhs)

Some of the suppliers have raised claims including interest on account of non payment in terms of the respective contracts. The Company has contended that the supplier have not adhered to some of the contract terms. At present the matters are pending before the jurisdictional authorities or are under negotiations.

- (b) In respect of claims made by five customers (previous year: four) for non-commissioning of WTGs, the amount is not ascertainable.
- (c) Claims made by customers not acknowledged as debts ₹ 4,150.00 Lakhs (as at 31 March 2018: ₹ 3,750 Lakhs)
- (d) In respect of VAT matters - ₹ 59.09 Lakhs (as at 31 March 2018: ₹ 59.09 Lakhs)

The Company had received orders for the financial years ended 31 March 2013 and 31 March 2014, in respect of Himachal Pradesh VAT, levying penalty of ₹ 112.87 Lakhs for delayed payment of VAT. The Company had filed appeals before the first appellate authority. During the year ended 31 March 2015, the Company had received appellate order for the year ended 31 March 2014 confirming the levy of penalty and the Company has filed further appeal against the said order. However, the Company has estimated the amount of penalty which may be ultimately sustained at ₹ 53.78 Lakhs and provision for the same was made during the year ended 31 March 2015. After adjusting the amount of ₹ 23.35 Lakhs paid against the demands, the balance amount of ₹ 30.43 Lakhs is carried forward as "Disputed sales tax liabilities (net of payments)" in note 21.

- (e) In respect of Service tax matter- ₹ 1,401.63 Lakhs (as at 31 March 2018: ₹ 1,401.63 Lakhs)

The Company has received orders for the period September 2011 to March 2016, in respect of Service Tax, levying demand of ₹ 1,401.63 Lakhs on account of disallowance of exemption of Research & Development cess from payment of service tax. The Company has filed appeals before the first appellate authority. The Company has estimated the amount of demand which may be ultimately sustained at ₹ 32.19 Lakhs and provision for the same is made during the previous year and carried forward as "Disputed service tax liabilities" in note 21.

- (f) In respect of Income tax matters - ₹ 4,014.44 Lakhs (as at 31 March 2018: ₹ 3,984.97 Lakhs)

This includes demand for assessment year 2013-14 received in the current year by the holding company, mainly on account of reduction in the amount of tax incentive claimed, which is being contested before the first appellate authority.

- (g) In respect of Labour Cess under Building and other constructions workers Act, 1966 - ₹ 61.11 Lakhs (as at 31 March 2018: Nil)

The Company has received the order for the financial year ended 31 March 2015, 31 March 2016 in respect of Labour Cess on construction work at Relwa Khurd MP plant.

In respect of above matters, no additional provision is considered necessary as the Group expects favourable outcome. Further, it is not possible for the Group to estimate the timing and amounts of further cash outflows, if any, in respect of these matters.

42 : Capital and other commitments

- a) Estimated amounts of contracts remaining to be executed on capital account and not provided for (net of advances) is ₹ 4,758.72 Lakhs, (as at 31 March 2018: ₹ 7,096.99 Lakhs).

Notes to the Consolidated Financial Statements

for the year ended 31 March 2019

42 : Capital and other commitments (contd..)

- b) Amount of customs duty exemption availed by the Company under EPCG Scheme for which export obligations are required to be fulfilled within stipulated period – ₹ 2,651.54 Lakhs (as at 31 March 2018 ₹ 2,983.84 Lakhs). The Company has recognised deferred grant income under EPCG scheme upto the Financial year ending 31 March 2019 amounting to ₹1,111.38 Lakhs (previous year ₹ 930.79 Lakhs) against which export obligation is yet to fulfilled by the Company.
- c) Bank guarantees issued by the Company to its customers for ₹ 88,422.22 Lakhs (as at 31 March 2018 ₹ 114,556.00 Lakhs).

43 : Operating lease arrangements

- a) Leasing arrangements in respect of operating lease for office premises / residential premises:

The Group's significant lease agreements are for a period of 11/60 months and are cancellable. The aggregate lease rentals are charged as "Rent" in the Consolidated Statement of Profit and Loss.

- b) Interest in land taken on lease and classified as operating lease:

The period of lease in respect of leasehold land generally ranges from 30 to 99 years. The entire lease premium is already paid and future rentals are nominal. Amortisation of such lease payments is included in "Rent" in the consolidated statement of Profit and Loss and the balance remaining amount to be amortised is included in the Consolidated Balance Sheet as Prepayments Leasehold land .

44 : Balance confirmation

The Group has a system of obtaining periodic confirmation of balances from banks, trade receivables/payables and other parties. The balance confirmation letters as referred in the Standard on Auditing (SA) 505 (Revised) 'External Confirmations', were sent to banks and parties and certain party's balances are subject to confirmation/reconciliation. Adjustments, if any will be accounted for on confirmation/reconciliation of the same, which in the opinion of the management will not have a material impact.

45 : Segment information

Information reported to the Chief Operating Decision Maker (CODM) for the purpose of resource allocation and segment performance focuses on single business segment of manufacturing and sale of Wind Turbine Generators (WTG's) including Erection, Procurement & Commissioning ("EPC"), Operations & Maintenance ("O&M"), Common Infrastructure Facilities services for WTGs, and wind farm development services and hence there is only one reportable business segment in terms of Ind AS 108: Operating Segment.

Three customers contributed more than 10% of the total Group's revenue amounting to ₹ 104,105.20 Lakhs (as at 31 March 2018: five customers amounting to ₹ 43,689.03 Lakhs).

46 : Revenue from contracts with customers as per Ind AS 115

(A) Disaggregated revenue information

In the following table, revenue from contracts with customers is disaggregated by primary major products and service lines. Since the Company has only one reportable business segment, no reconciliation of the disaggregated revenue is required:

Notes to the Consolidated Financial Statements

for the year ended 31 March 2019

46 : Revenue from contracts with customers as per Ind AS 115 (Contd..)

Reportable segment/Manufacture of Wind Turbine

(₹ in Lakhs)

Particulars	2018-2019
Major Product/ Service Lines	
Sale of goods	122,431.68
Sale of services	20,777.33
Others	535.32
Total	143,744.33

(B) Contract balances

All the Trade Receivables and Contract Liabilities have been separately presented in notes to accounts.

47 : Income tax recognised in Statement of Profit and Loss

(₹ in Lakhs)

Particulars	2018-2019	2017-2018
Current tax		
In respect of the current year	41.67	-
Minimum Alternate Tax (MAT) credit	(41.67)	-
In respect of the earlier years	-	448.93
	-	448.93
Deferred tax		
In respect of the current year	(2,212.92)	(9,163.53)
In respect of the earlier years	-	(571.44)
	(2,212.92)	(9,734.97)
Total income tax expense recognised in the current year	(2,212.92)	(9,286.04)

The income tax expense for the year can be reconciled to the accounting profit as follows:

(₹ in Lakhs)

Particulars	2018-2019	2017-2018
Profit before tax	(6,210.83)	(28,047.88)
Income tax expense calculated at 34.944% (2017-2018: 34.608%)	(2,170.31)	(9,706.81)
Tax incentives	-	-
Effect of expenses that are not deductible in determining taxable profits	0.20	430.86
Deferred tax on losses of subsidiaries not recognised	-	21.07
Effect on deferred tax balances due to the change in income tax rate from 34.608% to 34.944%	-	12.43
Others	(42.81)	78.92
	(2,212.92)	(9,163.53)
Taxation pertaining to earlier years	-	(122.51)
Income tax expense recognised in Statement of Profit and Loss	(2,212.92)	(9,286.04)

The tax rate used for the year ended 31 March 2019 and 31 March 2018 in reconciliations above is the corporate tax rate of 34.944% payable by corporate entities in India on taxable profits under the Indian tax law.

Notes to the Consolidated Financial Statements

for the year ended 31 March 2019

48 : Related Party Disclosures:

i. Where control exists

Holding Company

Gujarat Fluorochemicals Limited (GFL)

Ultimate Holding (Holding of GFL)

Inox Leasing and Finance Limited

Associates of IWISL -

1. Khatiyu Wind Energy Private Limited (upto 15 December 2018)*	5. Wind Four Renergy Private Limited
2. Ravapar Wind Energy Private Limited (upto 15 December 2018)*	6. Wind Five Renergy Private Limited
3. Nani Virani Wind Energy Private Limited (upto 15 December 2018)*	7. Wind One Renergy Private Limited (w.e.f. 29 November 2018)**
4. Wind Two Renergy Private Limited	8. Wind Three Renergy Private Limited (w.e.f 29 November 2018)**

ii. Other Related parties with whom there are transactions during the year

Key Management Personnel (KMP)

Mr. Devansh Jain - Whole time Director	Mr. Shanti Prasad Jain - Non Executive Director
Mr. Rajeev Gupta - Whole time director (upto 18 May 2018)	Mr. Siddharth Jain - Non Executive Director
Mr. Kailash Lal Tarachandani - Whole time director & Chief Executive Officer (w.e.f 19 May 2018)	Mr. V. Sankaranarayanan - Non Executive Director
Ms. Bindu Saxena - Non Executive Director	Mr. Mukesh Manglik - Non Executive Director in Inox Wind Infrastructure Services Limited
Mr. Chandra Prakash Jain - Non Executive Director	Mr. Bhupesh Juneja - Non Executive Director in Marut Shakti Energy India Limited
Mr. Deepak Asher - Non Executive Director	Mr. Mukesh Patni - Non Executive Director in Marut Shakti Energy India Limited
Mr. Vineet Davis-Whole time director in Inox Wind Infrastructure Services Limited	Mr. Manoj Dixit-Whole time director in Inox Wind Infrastructure Services Limited

Fellow Subsidiaries

Inox Renewables Limited (IRL) - Subsidiary of GFL

Inox Renewables (Jaisalmer) Limited (IRJL) - Subsidiary of IRL #

Inox Leisure Limited (ILL) - Subsidiary of GFL

*Inox Wind Infrastructure Services Limited (IWISL) as cancelled various binding agreements (including call & put option agreement and voting rights agreement) with a party. Due to cancellation of the binding agreements, it is assessed that the IWISL has gained control over such companies in terms of Ind AS 110: Consolidated Financial Statements. Therefore, the IWISL has accounted for investment in such companies as investment in 'subsidiary' from the date of gaining control.

** During the year, IWISL has entered into various binding agreements with a party to, inter-alia, transfer the shares of such companies at a future date and defining rights of the respective parties. In view of the provisions of these binding agreements, it is assessed that IWISL has ceased to exercise control over such companies in terms of Ind AS 110: Consolidated Financial Statements. Therefore, IWISL has accounted for investment in such companies as investment in 'associate' from the date of cessation of control.

Notes to the Consolidated Financial Statements

for the year ended 31 March 2019

4.8 : Related Party Disclosures: (Contd...)

IRJL amalgamated with IRL pursuant to the approval of the Scheme of Amalgamation by National Company Law of Tribunal, Ahmedabad Bench vide its Order dated 3 April 2019. The Appointed Date of the Scheme is 1 April 2018.

The following table summarizes related-party transactions and balances included in the consolidated financial statements:

Particulars	Holding Company		Fellow subsidiaries		Associates		Total	
	2018-2019	2017-2018	2018-2019	2017-2018	2018-2019	2017-2018	2018-2019	2017-2018
Transactions during the year								
Sales								
Gujarat Fluorochemicals Limited	793.36	1,925.06	-	-	-	-	793.36	1,925.06
Inox Renewables Limited	-	-	17,492.16	21,134.02	-	-	17,492.16	21,134.02
Wind Two Renergy Private Limited	-	-	-	-	24,361.90	-	24,361.90	-
Wind Three Renergy Private Limited	-	-	-	-	3,393.22	-	3,393.22	-
Wind Four Renergy Private Limited	-	-	-	-	6,190.48	-	6,190.48	-
Wind Five Renergy Private Limited	-	-	-	-	12,542.86	-	12,542.86	-
Total	793.36	1,925.06	17,492.16	21,134.02	46,488.46	-	64,773.98	23,059.08
Purchase of goods and services								
Inox Renewables Limited	-	-	87.50	-	-	-	87.50	-
Interest received								
Inox Renewables Limited	-	-	-	394.81	-	-	-	394.81
Wind One Renergy Private Limited	-	-	-	-	0.04	-	0.04	-
Wind Two Renergy Private Limited	-	-	-	-	0.10	0.02	0.10	0.02
Wind Three Renergy Private Limited	-	-	-	-	1.35	-	1.35	-
Wind Four Renergy Private Limited	-	-	-	-	0.10	0.02	0.10	0.02
Wind Five Renergy Private Limited	-	-	-	-	0.10	0.02	0.10	0.02
Total	-	-	-	394.81	1.69	0.06	1.69	394.87
Interest paid on Inter-corporate deposit								
Gujarat Fluorochemicals Limited	813.85	-	-	-	-	-	813.85	-
Guarantee Charges paid								
Gujarat Fluorochemicals Limited	918.94	219.55	-	-	-	-	918.94	219.55
Reimbursement of expenses paid/payment made on behalf of the Group								
Gujarat Fluorochemicals Limited	428.19	40.40	-	-	-	-	428.19	40.40
Inox Renewables Limited	-	-	14.78	72.57	-	-	14.78	72.57
Total	428.19	40.40	14.78	72.57	-	-	442.97	112.97

(₹ in Lakhs)

Notes to the Consolidated Financial Statements

for the year ended 31 March 2019

48 : Related Party Disclosures: (Contd..)

Particulars	Holding Company		Fellow subsidiaries		Associates		Total	
	2018-2019	2017-2018	2018-2019	2017-2018	2018-2019	2017-2018	2018-2019	2017-2018
Rent Paid								
Gujarat Fluorochemicals Limited	72.54	72.39	-	-	-	-	72.54	72.39
Reimbursement of expenses received/ payment made on behalf by the Group								
Gujarat Fluorochemicals Limited	-	0.55	-	-	-	-	-	0.55
Inox Renewables Limited	-	-	5.43	-	-	-	5.43	-
Total	-	0.55	5.43	-	-	-	5.43	0.55
Advance received against sale of goods/services								
Gujarat Fluorochemicals Limited	17,310.00	9,760.00	-	-	-	-	17,310.00	9,760.00
Inox Renewables Limited	-	-	-	2,150.00	-	-	-	2,150.00
Wind Two Renergy Private Limited	-	-	-	-	-	7,175.00	-	7,175.00
Wind Four Renergy Private Limited	-	-	-	-	-	5,381.25	-	5,381.25
Wind Five Renergy Private Limited	-	-	-	-	-	5,381.25	-	5,381.25
Total	17,310.00	9,760.00	-	2,150.00	-	17,937.50	17,310.00	29,847.50
Inter-corporate deposits taken								
Gujarat Fluorochemicals Limited	23,750.00	-	-	-	-	-	23,750.00	-
Inter-corporate deposits refunded								
Gujarat Fluorochemicals Limited	4,250.00	-	-	-	-	-	4,250.00	-
Inter corporate deposits given								
Inox Renewables Limited	-	-	-	5,225.42	-	-	-	5,225.42
Wind One Renergy Private Limited	-	-	-	-	0.11	-	0.11	-
Wind Two Renergy Private Limited	-	-	-	-	-	0.55	-	0.55
Wind Three Renergy Private Limited	-	-	-	-	51.44	-	51.44	-
Wind Four Renergy Private Limited	-	-	-	-	-	0.55	-	0.55
Wind Five Renergy Private Limited	-	-	-	-	-	0.55	-	0.55
Total	-	-	-	5,225.42	51.55	1.65	51.55	5,227.07
Inter corporate deposits received back								
Inox Renewables Limited	-	-	-	11,769.72	-	-	-	11,769.72
Wind Two Renergy Private Limited	-	-	-	-	0.85	-	0.85	-
Wind Four Renergy Private Limited	-	-	-	-	0.85	-	0.85	-
Wind Five Renergy Private Limited	-	-	-	-	0.85	-	0.85	-
Total	-	-	-	11,769.72	2.55	-	2.55	11,769.72

(₹ in Lakhs)

Notes to the Consolidated Financial Statements

for the year ended 31 March 2019

48 : Related Party Disclosures: (Contd..)

Particulars	Holding Company		Fellow subsidiaries		Associates		Total	
	As at 31 March 2019	As at 31 March 2018	As at 31 March 2019	As at 31 March 2018	As at 31 March 2019	As at 31 March 2018	As at 31 March 2019	As at 31 March 2018
(₹ in Lakhs)								
Balances as at the end of the year								
Amounts payable								
Advance from customers								
Gujarat Fluorochemicals Limited	26,598.70	8,613.15	-	-	-	-	26,598.70	8,613.15
Wind Two Renergy Private Limited	-	-	-	-	-	7,175.00	-	7,175.00
Wind Four Renergy Private Limited	-	-	-	-	1,571.87	5,381.25	1,571.87	5,381.25
Wind Five Renergy Private Limited	-	-	-	-	-	5,381.25	-	5,381.25
Total	26,598.70	8,613.15	-	-	1,571.87	17,937.50	28,170.57	26,550.65
Trade and other payables								
Inox Renewables Limited	-	-	2,150.00	63.40	-	-	2,150.00	63.40
Gujarat Fluorochemicals Limited	1,351.82	219.55	-	-	-	-	1,351.82	219.55
Total	1,351.82	219.55	2,150.00	63.40	-	-	3,501.82	282.95
Inter-Corporate deposit Payable								
Gujarat Fluorochemicals Limited	19,500.00	-	-	-	-	-	19,500.00	-
Amount receivable								
Trade receivable								
Gujarat Fluorochemicals Limited	185.58	-	-	-	-	-	185.58	-
Inox Renewables Limited	-	-	18,036.12	175.72	-	-	18,036.12	175.72
Wind Two Renergy Private Limited	-	-	-	-	5,180.00	-	5,180.00	-
Wind Three Renergy Private Limited	-	-	-	-	3,504.19	-	3,504.19	-
Wind Five Renergy Private Limited	-	-	-	-	3,090.00	-	3,090.00	-
Total	185.58	-	18,036.12	175.72	11,774.19	-	29,995.89	175.72
Other dues receivables								
Inox Renewables Limited	-	-	-	123.29	-	-	-	123.29
Inter-corporate deposit given	-	-	-	-	-	-	-	-
Wind One Renergy Private Limited	-	-	-	-	0.41	-	0.41	-
Wind Two Renergy Private Limited	-	-	-	-	-	0.85	-	0.85
Wind Three Renergy Private Limited	-	-	-	-	51.74	-	51.74	-
Wind Four Renergy Private Limited	-	-	-	-	-	0.85	-	0.85
Wind Five Renergy Private Limited	-	-	-	-	-	0.85	-	0.85
Total	-	-	-	-	52.15	2.55	52.15	2.55

Notes to the Consolidated Financial Statements

for the year ended 31 March 2019

48 : Related Party Disclosures: (Contd..)

(₹ in Lakhs)

Particulars	Holding Company		Fellow subsidiaries		Associates		Total	
	As at 31 March 2019	As at 31 March 2018	As at 31 March 2019	As at 31 March 2018	As at 31 March 2019	As at 31 March 2018	As at 31 March 2019	As at 31 March 2018
Interest accrued on inter- corporate deposits given								
Wind One Renergy Private Limited	-	-	-	-	0.06	-	0.06	-
Wind Two Renergy Private Limited	-	-	-	-	-	0.03	-	0.03
Wind Three Renergy Private Limited	-	-	-	-	0.18	-	0.18	-
Wind Four Renergy Private Limited	-	-	-	-	-	0.03	-	0.03
Wind Five Renergy Private Limited	-	-	-	-	-	0.03	-	0.03
Total	-	-	-	-	0.24	0.09	0.24	0.09

C) Guarantees

During the year, Gujarat Fluorochemicals Limited, the holding company, has issued guarantee and provided security in respect of borrowings by Inox Wind Infrastructure Services Limited. The outstanding balances of such borrowings as at 31 March 2019 is ₹50,383.00 Lakhs. (Previous Year as at 31 March 2018 is ₹ 36,293.89 Lakhs)

Notes:

- Sales, purchases and service transactions with related parties are made at arm's length price.
- Amounts outstanding are unsecured and will be settled in cash or receipts/provision of goods and services.
- No expense has been recognised for the year ended 31 March 2019, 31 March 2018 for bad or doubtful trade receivables in respect of amounts owed by related parties.
- There have been no other guarantees received or provided for any related party receivables or payables.
- Compensation of Key management personnel:

Notes to the Consolidated Financial Statements

for the year ended 31 March 2019

48 : Related Party Disclosures: (Contd..)

(₹ in Lakhs)

Particulars	2018-2019	2017-2018
Remuneration paid:		
Mr. Devansh Jain	92.64	50.64
Mr. Rajeev Gupta	9.99	76.20
Mr. Kailash Lal Tarachandani	128.53	120.66
Mr. Manoj Dixit	28.11	24.52
Mr. Vineet Davis	40.79	40.79
Sitting fees paid to directors	15.20	17.20
Total	315.26	330.01

(₹ in Lakhs)

Particulars	2018-2019	2017-2018
Short term benefits	300.06	312.81
Post employment benefits*	-	-
Long term employment benefits*	-	-
Share based payments	-	-
Termination benefits	-	-
Sitting fees paid to directors	15.20	17.20
Total	315.26	330.01

*As the liabilities for the defined benefit plans and other long term benefits are provided on actuarial basis for the Company, the amount pertaining to KMP are not included above.

The remuneration of directors and Key Management Personnel (KMP) is determined by the Nomination and Remuneration Committee having regard to the performance of individuals and market trends. Contribution to provident fund (defined contribution plan) is ₹ 12.37 Lakhs (previous year ₹10.58 Lakhs) included in the amount of remuneration reported above.

49 : Terms of repayment and securities for non-current borrowings

a) Debentures (secured):

- i) 3000 non convertible redeemable debentures of ₹ 10 Lakhs each fully paid up, are issued at par, and carry interest @ 9% p.a. payable semi annually. The maturity pattern of the debentures is as under:

(₹ in Lakhs)

Month	Principal
September-2019	5,000.00
March-2020	5,000.00
September-2020	5,000.00
Total	15,000.00

The above debentures are secured by sole and exclusive charge by way of hypothecation of fixed assets and certain immovable assets of Inox Wind Infrastructure Services Limited and unconditional and irrevocable guarantee by Gujarat Fluorochemicals Limited.

Notes to the Consolidated Financial Statements

for the year ended 31 March 2019

49 : Terms of repayment and securities for non-current borrowings(Contd..)

b) Rupee term loan from Axis Finance Ltd:

Rupee term loan is secured by first charge of lien of FMP/other select debt mutual funds acceptable to Axis Finance provided by Gujarat Fluorochemicals Limited and carries interest @ 8.5% p.a. Principal repayment pattern of the loan is as under:

(₹ in Lakhs)

Month	Principal
August-2020	5,056.16

c) Rupee term loan from Yes Bank Ltd:

Rupee term loan taken from Yes Bank Limited is secured by unconditional and irrevocable corporate guarantee from Gujarat fluorochemicals Limited and second charge on existing and future movable fixed assets of the company and carries interest @ 9.60% p.a. Principal repayment pattern of the loan is as under:

(₹ in Lakhs)

Month	Principal
July-2019	500.00
January-2020	2,000.00
July-2020	2,000.00
January-2021	2,500.00
July-2021	2,500.00
Total	9,500.00

d) Rupee term loan from Aditya Birla Finance Ltd:

Rupee term loan is taken from Aditya Birla Finance Limited is secured by second pari passu charges on the current assets, cash flows and receivables both present & Future of the company and carries interest @ 10% p.a. Principal repayment pattern of the loan is as under:

(₹ in Lakhs)

Month	Principal
April-2019	148.73
July-2019	300.00
October-2019	300.00
January-2020	300.00
April-2020	300.00
July-2020	550.00
October-2020	550.00
January-2021	550.00
April-2021	550.00
July-2021	700.00
October-2021	700.00
January-2022	700.00
April-2022	700.00
July-2022	800.00
October-2022	800.00
January-2023	800.00
April-2023	800.00
July-2023	400.00
Total	9,948.73

Notes to the Consolidated Financial Statements

for the year ended 31 March 2019

49 : Terms of repayment and securities for non-current borrowings(Contd..)

(₹ in Lakhs)

e) Other term loans	As at 31 March 2019	As at 31 March 2018
Foreign currency term loan from Bank is secured by first pari-passu charge by way of hypothecation on the entire fixed assets of Plant at Relwa Khurd Industrial Area and carries interest @ 10.25% p.a and is repayable in 18 quarterly installments starting from 30 October 2015.	1,490.18	2,812.34
Foreign currency term loan from Bank is secured by first pari-passu charge by hypothecation on the entire fixed assets of Plant at Relwa Khurd Industrial Area and carries interest @10.50% p.a and repayable in 12 quarterly installments starting from 10 February 2017	1,679.50	3,703.13
Rupee term loan from Bank is secured by First exclusive charge on existing & future movable & immovable fixed assets of Una and Rohika Plants, carries interest @ 11.30% p.a. and is repayable in 20 quarterly installments starting from 30 September 2014.	125.00	625.00
Rupee term loan from Bank is secured by extension of first exclusive charges on immovable fixed assets of the Company at Una, Himachal Pradesh & Bavla (Rohika), Gujarat excluding charge on land bearing survey no. 129/13 at Bavla and first exclusive charge on existing and future movable fixed assets of the company at Bavla, Gujarat and First pari passu charges on movable fixed assets of the company at Una, Himachal Pradesh (along with existing charge of District Industries Centre, Himachal Pradesh of ₹ 30 Lakhs), carries interest @ 9.10% to 10.38% p.a. and is repayable in 20 quarterly installments starting from 30 June 2017.	11,888.74	16,000.00
Vehicle term loan from others is secured by hypothecation of the said vehicle and carries interest @ 11.28% p.a. The loan is repayable in 36 monthly installments starting from 3 March 2017.	71.70	88.15
Vehicle term loan from others is secured by hypothecation of the said vehicle and carries interest @ 12.00% p.a. The loan is repayable in 36 monthly installments starting from 23 September 2015.	-	65.37

49A : Terms of repayment and securities for current borrowings

(₹ in Lakhs)

Particulars	As at 31 March 2019	As at 31 March 2018
Buyer's credit facilities are secured by first pari-passu charge on the current assets of the Company and carry interest rate of applicable LIBOR plus bank's spread which is generally in the range of 0.25% to 1%.	-	3,241.47
Supplier's credit facilities are secured by first pari-passu charge on the current assets of the Company and carry interest rate of applicable LIBOR plus bank's spread which is generally in the range of 0.33% to 0.65%.	17,114.32	-
Working capital demand loan from bank is secured by first pari-passu charge on the current assets of the Company and carries interest in the range of 9.90% to 14.00% p.a)	5,900.00	6,600.00
Cash credit facilities are secured by first pari-passu charge on the current assets of the Company and carries interest rate in the range on 10% to 13.69% p.a.	30,391.90	38,430.88
Other Loan - (Invoice Purchase Finance) was secured by first pari-passu charge on the current assets of the Company and carried interest rate in the range of 8.75% p.a.	829.50	-

Notes to the Consolidated Financial Statements

for the year ended 31 March 2019

50 : Details of subsidiaries

Details of the Group's subsidiaries are as follows:

(₹ in Lakhs)

Name of subsidiary	Place of incorporation and operations	Proportion of ownership interest and voting power held by the Group	
		As at 31 March 2019	As at 31 March 2018
Inox Wind Infrastructure Services Limited	India	100.00%	100.00%
Waft Energy Private Limited	India	100.00%	-
Subsidiaries of IWISL:			
Marut Shakti Energy India Limited	India	100.00%	100.00%
Satviki Energy Private Limited	India	100.00%	100.00%
Sarayu Wind Power (Tallimadugula) Private Limited	India	100.00%	100.00%
Vinirrrmaa Energy Generation Private Limited	India	100.00%	100.00%
Sarayu Wind Power (Kondapuram) Private Limited	India	100.00%	100.00%
RBRK Investments Limited	India	100.00%	100.00%
Vasuprada Renewables Private Limited	India	100.00%	100.00%
Suswind Power Private Limited	India	100.00%	100.00%
Ripudaman Urja Private Limited	India	100.00%	100.00%
Vibhav Energy Private Limited	India	100.00%	100.00%
Haroda Wind Energy Private Limited	India	100.00%	100.00%
Vigodi Wind Energy Private Limited	India	100.00%	100.00%
Aliento Wind Energy Private Limited	India	100.00%	100.00%
Tempest Wind Energy Private Limited	India	100.00%	100.00%
Flurry Wind Energy Private Limited	India	100.00%	100.00%
Vuelta Wind Energy Private Limited	India	100.00%	100.00%
Flutter Wind Energy Private Limited	India	100.00%	100.00%
Nani Virani Wind Energy Private Limited	India	100.00%	-
Ravapar Wind Energy Private Limited	India	100.00%	-
Khatiyu Wind Energy Private Limited	India	100.00%	-
Sri Pavan Energy Private Limited	India	51.00%	-
Wind One Renergy Private Limited	India	-	100.00%
Wind Three Renergy Private Limited	India	-	100.00%
Associates of IWISL:			
Wind Two Renergy Private Limited	India	100.00%	100.00%
Wind Four Renergy Private Limited	India	100.00%	100.00%
Wind Five Renergy Private Limited	India	100.00%	100.00%
Wind One Renergy Private Limited	India	100.00%	-
Wind Three Renergy Private Limited	India	100.00%	-
Nani Virani Wind Energy Private Limited	India	-	100.00%
Ravapar Wind Energy Private Limited	India	-	100.00%
Khatiyu Wind Energy Private Limited	India	-	100.00%

Inox Wind Infrastructure Services Limited (IWISL) is engaged in the business of providing EPC, O&M, Common Infrastructure Facilities services for WTGs and development of wind farms.

All subsidiaries and associates of IWISL are engaged in either the business of providing wind farm development services or generation of wind energy.

The financial year of the above companies is 1 April to 31 March.

There are no restrictions on the Parent or the subsidiaries' ability to access or use the assets and settle the liabilities of the Group.

See Note 7 & 48 in respect of particulars of subsidiary companies which have become 'associate' on cessation of control during the year.

Notes to the Consolidated Financial Statements

for the year ended 31 March 2019

51 : Disclosure of additional information as required by the Schedule III:

(a) As at and for the year ended 31 March 2019

(₹ in Lakhs)

Name of the entity in the Group	Net Assets, i.e., total assets minus total liabilities		Share in profit or loss		Share in other comprehensive income		Share in total comprehensive income	
	As % of consolidated net assets	Amount	As % of consolidated profit or loss	Amount	As % of consolidated other comprehensive income	Amount	As % of consolidated Total comprehensive income	Amount
Parent								
Inox Wind Limited	102.36%	2,01,081.83	-3.14%	125.69	10.35%	6.66	-3.36%	132.35
Subsidiaries (Group's share)								
Indian								
Waft Energy Private Limited	0.00%	0.44	0.01%	(0.56)	0.00%	-	0.01%	(0.56)
Inox Wind Infrastructure Services Limited	1.89%	3,713.75	143.05%	(5,718.93)	89.65%	5771	143.92%	(5,661.22)
Marut Shakti Energy India Limited	(0.84%)	(1,656.08)	71.6%	(286.11)	0.00%	-	7.27%	(286.11)
Sarayu Wind Power (Tallimadugula) Private Limited	(0.05%)	(107.44)	0.67%	(26.81)	0.00%	-	0.68%	(26.81)
Sarayu Wind Power (Kondapuram) Private Limited	(0.02%)	(43.46)	0.40%	(15.83)	0.00%	-	0.40%	(15.83)
Satviki Energy Private Limited	0.04%	76.32	0.04%	(1.42)	0.00%	-	0.04%	(1.42)
Vinirmaa energy generation Private Limited	(0.06%)	(113.51)	0.55%	(21.89)	0.00%	-	0.56%	(21.89)
Rbrk Investments Limited	(0.62%)	(1,21,739)	19.08%	(763.00)	0.00%	-	19.40%	(763.00)
Ripudaman Urja Private Limited	(0.00%)	(1.08)	0.02%	(0.91)	0.00%	-	0.02%	(0.91)
Suswind Power Private Limited	(0.01%)	(16.93)	0.42%	(16.76)	0.00%	-	0.43%	(16.76)
Vasuprada Renewables Private Limited	(0.00%)	(1.20)	0.03%	(1.02)	0.00%	-	0.03%	(1.02)
Vibhav Energy Private Limited	(0.00%)	(1.32)	0.03%	(1.35)	0.00%	-	0.03%	(1.35)
Haroda Wind Energy Private Limited	(0.00%)	(0.43)	0.02%	(0.87)	0.00%	-	0.02%	(0.87)
Vigodi Wind Energy Private Limited	(0.00%)	(0.40)	0.02%	(0.87)	0.00%	-	0.02%	(0.87)
Aliento Wind Energy Private Limited	(0.01%)	(13.33)	0.35%	(13.96)	0.00%	-	0.35%	(13.96)
Tempest Wind Energy Private Limited	(0.01%)	(13.34)	0.35%	(13.96)	0.00%	-	0.35%	(13.96)
Flurry Wind Energy Private Limited	(0.01%)	(13.34)	0.35%	(13.96)	0.00%	-	0.35%	(13.96)
Vuelta Wind Energy Private Limited	(0.01%)	(13.24)	0.35%	(13.86)	0.00%	-	0.35%	(13.86)
Flutter Wind Energy Private Limited	(0.01%)	(17.87)	0.46%	(18.48)	0.00%	-	0.47%	(18.48)

Notes to the Consolidated Financial Statements

for the year ended 31 March 2019

51: Disclosure of additional information as required by the Schedule III: (Contd..)

(₹ in Lakhs)

Name of the entity in the Group	Net Assets, i.e., total assets minus total liabilities		Share in profit or loss		Share in other comprehensive income		Share in total comprehensive income	
	As % of consolidated net assets	Amount	As % of consolidated profit or loss	Amount	As % of consolidated other comprehensive income	Amount	As % of consolidated comprehensive income	Amount
Nani Virani Wind Energy Private Limited(*)	(0.00%)	(0.02)	0.02%	(0.67)	0.00%	-	0.02%	(0.67)
Ravapar Wind Energy Private Limited(*)	(0.00%)	(0.02)	0.02%	(0.67)	0.00%	-	0.02%	(0.67)
Khatiyu Wind Energy Private Limited(*)	(0.00%)	(0.02)	0.02%	(0.67)	0.00%	-	0.02%	(0.67)
Sri Pavan Energy Private Limited	(0.04%)	(78.60)	2.22%	(88.60)	0.00%	-	2.25%	(88.60)
Non-controlling Interest in subsidiaries	(0.02%)	(38.51)	1.09%	(43.41)	0.00%	-	1.10%	(43.41)
Associates								
Wind Two Renergy Private Limited	0.00%	(2.91)	0.07%	(2.91)	0.00%	-	0.07%	(2.91)
Wind Four Renergy Private Limited	0.00%	(2.61)	0.07%	(2.61)	0.00%	-	0.07%	(2.61)
Wind Five Renergy Private Limited	-0.01%	(16.36)	0.41%	(16.36)	0.00%	-	0.42%	(16.36)
Wind One Renergy Private Limited	0.00%	(1.00)	0.03%	(1.00)	0.00%	-	0.03%	(1.00)
Wind Three Renergy Private Limited	0.00%	(1.00)	0.03%	(1.00)	0.00%	-	0.03%	(1.00)
Consolidation eliminations / adjustments	-2.57%	(5,052.80)	(74.16%)	2,964.85	0.00%	-	(75.37%)	2,964.85
Total	100.00%	1,96,448.15	100.00%	(3,997.91)	100.00%	64.37	100.00%	(3,933.54)

(*) See Note 7 & Note 48

Notes to the Consolidated Financial Statements

for the year ended 31 March 2019

51 : Disclosure of additional information as required by the Schedule III: (Contd..)

(b) As at and for the year ended 31 March 2018

Name of the entity in the Group	Net Assets, i.e., total assets minus total liabilities		Share in profit or loss		Share in other comprehensive income		Share in total comprehensive income	
	As % of consolidated net assets	Amount	As % of consolidated profit or loss	Amount	As % of consolidated other comprehensive income	Amount	As % of consolidated Total comprehensive income	Amount
Parent								
Inox Wind Limited	100.26%	2,00,94,949	83.77%	(15,716.74)	76.77%	17751	83.86%	(15,53,923)
Subsidiaries (Group's share)								
Indian								
Inox Wind Infrastructure Services Limited	(0.29%)	(573.95)	30.86%	(5,78,993)	23.23%	53.70	30.96%	(5,73,623)
Marut Shakti Energy India Limited	(0.68%)	(1,36,997)	1.65%	(310.16)	0.00%	-	1.67%	(310.16)
Sarayu Wind Power (Tallimadugula) Private Limited	(0.04%)	(80.63)	0.10%	(19.39)	0.00%	-	0.10%	(19.39)
Sarayu Wind Power (Kondapuram) Private Limited	(0.01%)	(27.63)	0.08%	(15.19)	0.00%	-	0.08%	(15.19)
Satviki Energy Private Limited	0.04%	7774	0.01%	(1.08)	0.00%	-	0.01%	(1.08)
Vinirmaa energy generation Private Limited	(0.05%)	(91.62)	0.19%	(35.99)	0.00%	-	0.19%	(35.99)
Rbrk Investments Limited	(0.23%)	(454.38)	2.68%	(501.94)	0.00%	-	2.71%	(501.94)
Wind One Renergy Private Limited	(0.00%)	(0.25)	0.01%	(1.25)	0.00%	-	0.01%	(1.25)
Wind Three Renergy Private Limited	(0.00%)	(0.25)	0.01%	(1.25)	0.00%	-	0.01%	(1.25)
Ripudaman Urja Private Limited	(0.00%)	(0.17)	0.01%	(1.17)	0.00%	-	0.01%	(1.17)
Suswind Power Private Limited	(0.00%)	(0.17)	0.01%	(1.17)	0.00%	-	0.01%	(1.17)
Vasuprada Renewables Private Limited	(0.00%)	(0.18)	0.01%	(1.18)	0.00%	-	0.01%	(1.18)
Vibhav Energy Private Limited	0.00%	0.03	0.01%	(0.97)	0.00%	-	0.01%	(0.97)
Haroda Wind Energy Private Limited	0.00%	0.44	0.00%	(0.56)	0.00%	-	0.00%	(0.56)
Vigodi Wind Energy Private Limited	0.00%	0.47	0.00%	(0.53)	0.00%	-	0.00%	(0.53)
Aliento Wind Energy Private Limited	0.00%	0.58	0.00%	(0.42)	0.00%	-	0.00%	(0.42)
Tempest Wind Energy Private Limited	0.00%	0.57	0.00%	(0.43)	0.00%	-	0.00%	(0.43)
Flurry Wind Energy Private Limited	0.00%	0.57	0.00%	(0.43)	0.00%	-	0.00%	(0.43)

(₹ in Lakhs)

Notes to the Consolidated Financial Statements

for the year ended 31 March 2019

51: Disclosure of additional information as required by the Schedule III: (Contd..)

Name of the entity in the Group	Net Assets, i.e., total assets minus total liabilities		Share in profit or loss		Share in other comprehensive income		Share in total comprehensive income	
	As % of consolidated net assets	Amount	As % of consolidated profit or loss	Amount	As % of consolidated other comprehensive income	Amount	As % of consolidated Total comprehensive income	Amount
Vuelta Wind Energy Private Limited	0.00%	0.57	0.00%	(0.43)	0.00%	-	0.00%	(0.43)
Flutter Wind Energy Private Limited	0.00%	0.57	0.00%	(0.43)	0.00%	-	0.00%	(0.43)
Wind Two Renergy Private Limited	-	-	0.00%	(0.83)	0.00%	-	0.00%	(0.83)
Wind Four Renergy Private Limited	-	-	0.00%	(0.83)	0.00%	-	0.00%	(0.83)
Wind Five Renergy Private Limited	-	-	0.00%	(0.83)	0.00%	-	0.00%	(0.83)
Nani Virani Wind Energy Private Limited	-	-	0.00%	-	0.00%	-	0.00%	-
Ravapar Wind Energy Private Limited	-	-	0.00%	-	0.00%	-	0.00%	-
Khatiyu Wind Energy Private Limited	-	-	0.00%	-	0.00%	-	0.00%	-
Non-controlling Interest in subsidiaries	-	-	-	-	-	-	-	-
Associates								
Wind Two Renergy Private Limited	0.00%	(1.00)	0.00%	(0.17)	0.00%	-	0.00%	(0.17)
Wind Four Renergy Private Limited	0.00%	(1.00)	0.00%	(0.17)	0.00%	-	0.00%	(0.17)
Wind Five Renergy Private Limited	0.00%	(1.00)	0.00%	(0.17)	0.00%	-	0.00%	(0.17)
Nani Virani Wind Energy Private Limited	0.00%	(0.35)	0.00%	(0.35)	0.00%	-	0.00%	(0.35)
Ravapar Wind Energy Private Limited	0.00%	(0.35)	0.00%	(0.35)	0.00%	-	0.00%	(0.35)
Khatiyu Wind Energy Private Limited	0.00%	(0.35)	0.00%	(0.35)	0.00%	-	0.00%	(0.35)
Consolidation eliminations / adjustments	1.00%	2,000.25	(19.42%)	3,642.85	0.00%	-	(19.66%)	3,642.85
Total	100.00%	2,00,428.02	100.00%	(18,761.84)	100.00%	231.21	100.00%	(18,530.63)

(₹ in Lakhs)

Notes to the Consolidated Financial Statements

for the year ended 31 March 2019

52 : Interest in Other Entities:

Summarised Financial Information

(₹ in Lakhs)

Particulars	Associates	
	As at 31 March 2019	As at 31 March 2018
Non-Current Assets	59,674.47	18,126.53
Current Assets		
i) Cash and cash equivalent	621.11	276.17
ii) Others	3,312.20	0.83
Total Current Asset	3,933.31	276.99
Total Asset	63,607.78	18,403.53
Non-Current Liabilities		
i) Financial Liabilities	27,730.57	18,397.17
ii) Non Financial Liabilities	-	8.70
Total Non-Current Liabilities	27,730.57	18,405.87
Current Liabilities		
i) Financial Liabilities	28,833.01	6.94
ii) Non Financial Liabilities	191.06	1.88
Total Current Liabilities	29,024.07	8.81
Total Liabilities	56,754.64	18,414.69
Net Assets	6,853.14	(11.16)

Summarised Performance

(₹ in Lakhs)

Particulars	Associates	
	2018-2019	2017-2018
Revenue	-	-
Profit and Loss before Tax	(18.54)	(8.46)
Tax Expense	(15.63)	8.70
Profit and Loss after Tax	(2.91)	(17.16)
Other Comprehensive Income	-	-
Total Comprehensive Income	(2.91)	(17.16)
Depreciation and Amortisation	0.06	-
Interest Income	-	-
Interest Expense	2.46	0.08

Reconciliation of Net Assets considered for consolidated financial statement to net asset as per associate financial statement

(₹ in Lakhs)

Particulars	Associates	
	As at 31 March 2019	As at 31 March 2018
Net Assets as per Entity Financial	6,853.14	(11.16)
Add/(Less) : Consolidation Adjustment	77.98	13.11
Net Assets as per Consolidated Financials	6,931.12	1.95

Notes to the Consolidated Financial Statements

for the year ended 31 March 2019

52 : Interest in Other Entities: (Contd..)

Reconciliation of Profit and Loss/ OCI considered for consolidated financial statement to net asset as per associate financial statement

(₹ in Lakhs)

Particulars	Associates	
	As at 31 March 2019	As at 31 March 2018
Profit/(loss) as per Entity's Financial	(2.91)	(17.16)
Add/(Less) : Consolidation Adjustment	(20.97)	15.60
Profit/(loss) as per Consolidated Financials	(23.88)	(1.56)
OCI as per Entity's Financial	-	-
Add/(Less) : Consolidation Adjustment	-	-
OCI as per Consolidated Financials	-	-

Interest in Associates

(₹ in Lakhs)

Particulars	As at 31 March 2019	As at 31 March 2018
(a) Wind One Renergy Private Limited		
Interest as at 1 April	-	-
Add: Company become associate during the year	1.00	-
Add: Share of profit for the period	(1.00)	-
Add: Share of OCI for the period	-	-
Balance as at 31 March	-	-
(b) Wind Two Renergy Private Limited		
Interest as at 1 April	-	-
Add: Shares Purchased during the year	3,251.00	-
Add: Share of profit for the period	(2.91)	-
Add: Share of OCI for the period	-	-
Balance as at 31 March	3,248.09	-
(c) Wind Three Renergy Private Limited		
Interest as at 1 April	-	-
Add: Company become associate during the year	1.00	-
Add: Share of profit for the period	(1.00)	-
Add: Share of OCI for the period	-	-
Balance as at 31 March	-	-
(d) Wind Four Renergy Private Limited		
Interest as at 1 April	-	-
Add: Shares Purchased during the year	1,851.00	-
Add: Share of profit for the period	(2.61)	-
Add: Share of OCI for the period	-	-
Balance as at 31 March	1,848.39	-
(e) Wind Five Renergy Private Limited		
Interest as at 1 April	-	-
Add: Shares Purchased during the year	1,851.00	-
Add: Share of profit for the period	(16.36)	-
Add: Share of OCI for the period	-	-
Balance as at 31 March	1,834.64	-

Notes to the Consolidated Financial Statements

for the year ended 31 March 2019

52 : Interest in Other Entities: (Contd..)

(₹ in Lakhs)

Particulars	As at 31 March 2019	As at 31 March 2018
(f) Khatiyu Wind Energy Private Limited		
Interest as at 1 April	0.65	-
Add:- Share of profit for the period	-	0.65
Add:- Share of OCI for the period	-	-
Less:- Amount transferred*	(0.65)	-
Balance as at 31 March	-	0.65
(g) Nani Virani Wind Energy Private Limited		
Interest as at 1 April	0.65	-
Add:- Share of profit for the period	-	0.65
Add:- Share of OCI for the period	-	-
Less:- Amount transferred*	(0.65)	-
Balance as at 31 March	-	0.65
(h) Ravapar Wind Energy Private Limited		
Interest as at 1 April	0.65	-
Add:- Share of profit for the period	-	0.65
Add:- Share of OCI for the period	-	-
Less:- Amount transferred*	(0.65)	-
Balance as at 31 March	-	0.65

* The above companies have ceased to be associates during the year and have become subsidiary of the Group. (See note 48)

Notes to the Consolidated Financial Statements

for the year ended 31 March 2019

53 : Corporate Social Responsibilities (CSR)

(a) The gross amount required to be spent by the Group during the year towards Corporate Social Responsibility (CSR) is ₹ 523.83 Lakhs (Previous year: ₹ 985.57 Lakhs).

(b) Amount spent during the year ended 31 March 2019:

(₹ in Lakhs)

Particulars	In Cash	Yet to be paid in cash	Total
(i) Construction/acquisition of any fixed assets	Nil	Nil	Nil
	(Nil)	(Nil)	(Nil)
(ii) On purpose other than (i) above - Donations	127.25	Nil	127.25
	(122.42)	(Nil)	(122.42)

(Figures in brackets pertain to previous year)

54 : Events after the reporting period

There are no events observed after the reported period which have a material impact on the Group operations.

55 : There have been no delays in transferring amounts required to be transferred to the Investor Education and Protection Fund.

As per our report of even date attached

For Dewan P. N. Chopra & Co.

Chartered Accountants

Firm's Registration No 000472N

Sandeep Dahiya

Partner

Membership No 505371

Place : Noida

Date : 18 May 2019

For and on behalf of the Board of Directors

Devansh Jain

Whole-time Director

DIN: 01819331

Narayan Lodha

Chief Financial Officer

Place : Noida

Date : 18 May 2019

Kailash Tarachandani

Whole-time Director & CEO

DIN: 06388564

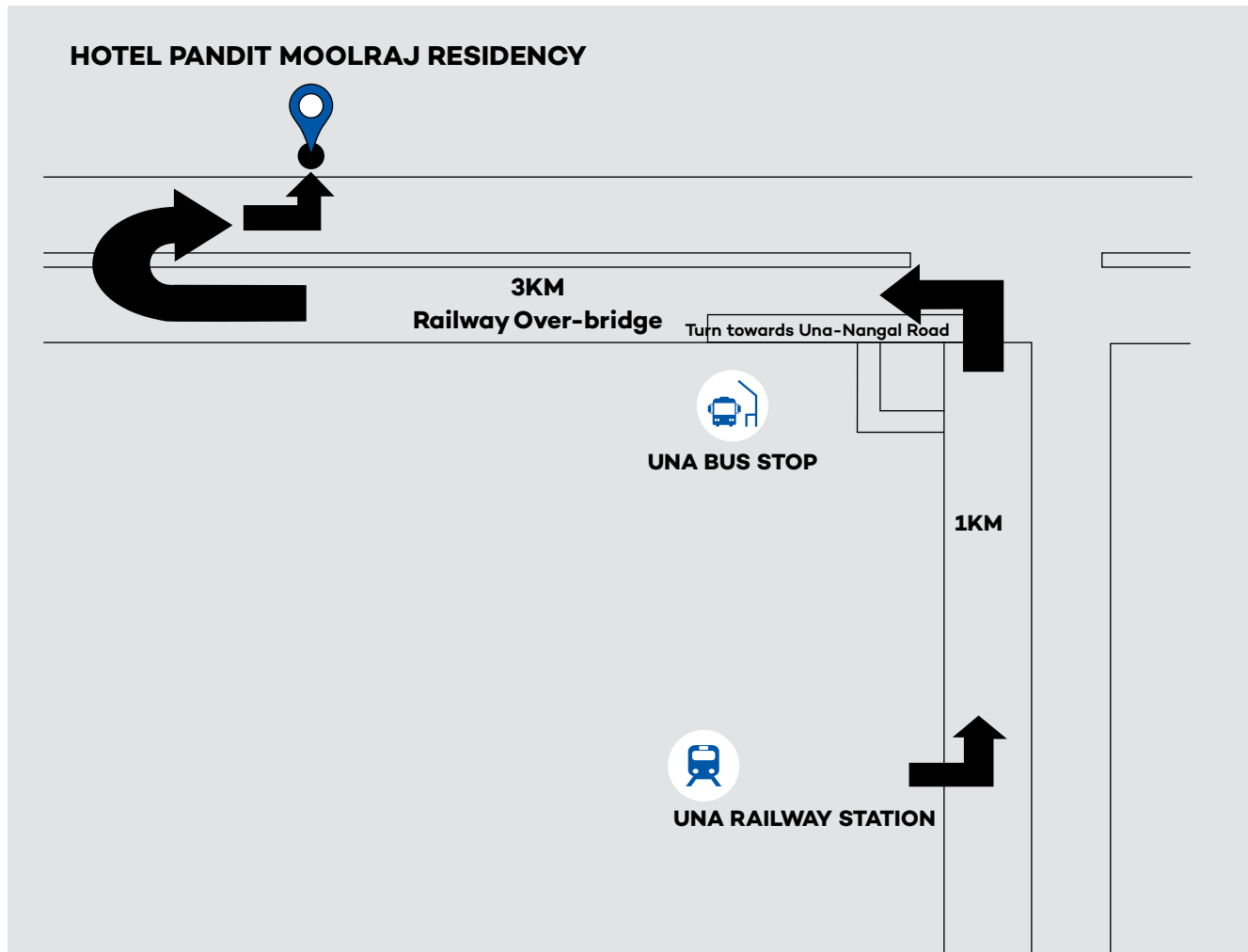
Deepak Banga

Company Secretary

Notes

[illegible]

Route Map for the venue of the Annual General Meeting



Venue of AGM: Hotel Pandit Moolraj Residency, SH-25, Una-Nangal Road, Rakkar Colony, District Una - 174303, Himachal Pradesh

INOX WIND LIMITED

(CIN: L31901HP2009PLC031083)

Registered Office: Plot No. 1, Khasra Nos. 264 to 267, Industrial Area, Village Basal- 174303,
District Una, Himachal Pradesh, India

Telephone/ Fax: +91 1975 - 272001

Website: www.inoxwind.com, **Email:** investors.iwl@inoxwind.com

Tenth Annual General Meeting – 17th September, 2019

Attendance Slip

(To be handed over at the entrance of Meeting Hall)

I certify that I am a registered Member /Proxy for the registered Member of the Company.

I hereby record my presence at the Tenth Annual General Meeting of the Company held on Tuesday, 17th September, 2019 at 12:00 Noon at Hotel Pandit Moolraj Residency, SH-25, Una-Nangal Road, Rakkar Colony, District Una - 174303, Himachal Pradesh.

Sr. No. :

Member's Name and Address details	
Member's Signature	
DP ID*	
Client ID*	
Folio No.	
No. of Shares	
Name of the Proxy	
Proxy's Signature	

* Applicable only for investors holding shares in Electronic Form.

Note: Please fill in this Attendance Slip and hand it over at the entrance of the hall.
Members attending the meeting are requested to bring their copies of the Annual Report with them.

Member's/Proxy's Signature

ELECTRONIC VOTING PARTICULARS

Members may please note the User ID and Password given below for the purpose of e-voting in terms of Section 108 of the Companies Act, 2013, read with Rule 20 of the Companies (Management and Administration), Rules, 2014, as amended. Detailed instructions for e-voting are given in the attached AGM Notice.

E Voting Sequence Number (EVSN)	USER ID	Sequence Number (Password)
190820066		

Note: The Voting period starts from Friday, 13th September, 2019 (9:00 A.M.) and ends on Monday, 16th September, 2019 (5:00 P.M.). The voting module shall be disabled by CDSL for voting thereafter.

[Form No. MGT-11]

[Pursuant to Section 105(6) of the Companies Act, 2013 and Rule 19(3) of the Companies (Management and Administration) Rules, 2014]

INOX WIND LIMITED

(CIN: L31901HP2009PLC031083)

Registered Office: Plot No. 1, Khasra Nos. 264 to 267, Industrial Area, Village Basal- 174303, District Una, Himachal Pradesh, India

Telephone/ Fax: +91 1975 - 272001

Website: www.inoxwind.com, **Email:** investors.iwl@inoxwind.com

Tenth Annual General Meeting – 17th September, 2019

Proxy Form

Name of the Member(s) : _____
Registered Address : _____
E-mail ID : _____
Folio No./ Client ID : _____
DP ID : _____

I/ We, being the Member(s) of _____ shares of the above named Company, hereby appoint

Name: _____ E-mail ID: _____

Address: _____

Signature: _____

Or failing him/ her

Name: _____ E-mail ID: _____

Address: _____

Signature: _____

Or failing him/ her

Name: _____ E-mail ID: _____

Address: _____

Signature: _____

as my / our proxy to attend and vote (on a poll) for me/ us and on my/ our behalf at the 10th Annual General Meeting of the Company, to be held on Tuesday, 17th September, 2019, at 12:00 Noon at Hotel Pandit Moolraj Residency, SH-25, Una-Nangal Road, Rakkar Colony, District Una - 174303, Himachal Pradesh, India and at any adjournment thereof in respect of such resolutions as are indicated below.

Resolution Number	Resolution [Special (SR)/ Ordinary (OR)]	Vote (Please mention no. of shares) (See Note 2)		
		For	Against	Abstain
Ordinary Business				
1.	Adoption of Financial Statements: a. the Audited Standalone Financial Statements of the Company for the Financial Year ended 31 st March, 2019, the reports of the Board of Directors and Auditors thereon; and b. the Audited Consolidated Financial Statements of the Company for the Financial Year ended 31 st March, 2019 and the report of the Auditors thereon.			
2.	Appointment of Director in place of Shri Siddharth Jain, who retires by rotation and, being eligible, seeks re-appointment.			
Special Business				
3.	Approve payment of remuneration to Shri Devansh Jain, Whole-time Director of the Company, for the Financial Year 2018-19, as per Schedule V of the Companies Act, 2013 (SR)			
4.	Approve payment of remuneration to Shri Kailash Lal Tarachandani, Whole-time Director & CEO of the Company, for the period from 19 th May, 2018 to 31 st March, 2019, as per Schedule V of the Companies Act, 2013 and approve his Re-appointment as Whole-time Director & CEO for a period of one year with effect from 19 th May, 2019 (SR)			
5.	Re-appointment of Ms. Bindu Saxena as an Independent Director of the Company (SR)			
6.	Continuation of term of Shri Shanti Prashad Jain as an Independent Director who is above 75 years (SR)			
7.	Ratification of remuneration of M/s. Jain Sharma & Associates, Cost Auditors of the Company for the Financial Year 2019-20 (OR)			

Signed this _____ day of _____ 2019

Affix a
Revenue
Stamp not
less than
₹1

Signature of Members

Signature of Proxy Holder(s)

Notes:

1. This form of proxy, in order to be effective, should be duly completed and deposited at the Registered Office of the Company, not less than 48 hours before the commencement of the Meeting.
2. It is optional to indicate your preference. If you leave the 'For', 'Against' or 'Abstain' column blank against any or all of the resolutions, your proxy will be entitled to vote in the manner as he/she may deem appropriate.

**Corporate Office**

Inox Towers, Plot No. 17,
Sector – 16A, Noida – 201 301,
Uttar Pradesh.
Ph: +91 120 6149600

Registered Office

Plot No.1, Khasra Nos. 264 – 267,
Industrial Area, Village Basal,
District Una – 174 303, Himachal Pradesh
Ph/ Fax: +91 1975 272 001



**Corporate Office**

Inox Towers, Plot No. 17,
Sector – 16A, Noida – 201 301,
Uttar Pradesh.
Ph: +91 120 6149600

Registered Office

Plot No.1, Khasra Nos. 264 – 267,
Industrial Area, Village Basal,
District Una – 174 303, Himachal Pradesh.
Ph/ Fax: +91 1975 272 001

