

# ASIAN HOTELS (EAST) LIMITED

Registered Office : Hyatt Regency Kolkata, JA-1, Sector III, Salt Lake City, Kolkata - 700 098, W.B., India

Phone : 033 2335 1234/2517 1012 Fax : 033 2335 8246/2335 1235 [www.ahleast.com](http://www.ahleast.com)

CIN: L15122WB2007PLC162762

28<sup>th</sup> August, 2018

<b>The Manager</b> <b>Listing Department</b> <b>BSE Limited</b> <b>Phiroze Jeejeebhoy Towers,</b> <b>Dalal Street, Mumbai- 400001</b> <b>Tel: (022 2272 8013)</b> <b>Fax: (022 2272 3121)</b>	<b>The Manager</b> <b>Listing Department</b> <b>National Stock Exchange of India Ltd.</b> <b>Exchange Plaza</b> <b>Plot No. C/1, G Block,</b> <b>Bandra – Kurla Complex</b> <b>Bandra (E), Mumbai – 400 051</b> <b>Tel: (022) 2659 8235/36</b> <b>Fax: (022) 2659 8237/38</b>
<b>Type of Security: Equity shares</b> <b>Scrip Code : 533227</b>	<b>Type of Security: Equity shares</b> <b>NSE Symbol : AHLEAST</b>

Madams/ Sirs,


Sub: Submission of Annual Report under Regulation 34 of the Listing Regulations, 2015

In accordance with Regulation 34 of the Listing Regulations, please find attached the copy of Annual Report of the Company for the Financial Year 2017-18, which was approved and adopted by the members at their 11<sup>th</sup> Annual General Meeting of the Company held on Monday, 27<sup>th</sup> August, 2018 at 11:00 a.m. at its registered office of the Company at Hyatt Regency Kolkata, JA-1, Salt Lake City, Sector –III, Kolkata-700098, West Bengal, India.

Thanking You.

Yours truly,

For Asian Hotels (East) Limited



Saumen Chatterjee  
Chief Legal Officer &  
Company Secretary



Encl: as above

OWNER OF



**HYATT**  
**REGENCY™**  
KOLKATA



# ASIAN HOTELS (EAST) LIMITED

11th Annual Report and Accounts 2017-18



Hyatt Regency Kolkata



Hyatt Regency Chennai

## **BOARD'S REPORT**

Radhe Shyam Saraf – Chairman  
Arun Kumar Saraf – Joint Managing Director  
Umesh Saraf – Joint Managing Director  
Amal Chandra Chakrabortti – Independent Director  
Rama Shankar Jhawar – Independent Director  
Padam Kumar Khaitan – Independent Director  
Rita Bhimani – Independent Woman Director

### **CFO & VICE PRESIDENT – CORPORATE FINANCE**

Bimal Kumar Jhunjhunwala

### **CHIEF LEGAL OFFICER & COMPANY SECRETARY**

Saumen Chatterjee

### **AUDITOR**

Singhi & Co.  
Chartered Accountants  
161, Sarat Bose Road,  
Kolkata 700 026

### **BANKERS**

IDBI Bank Limited  
Standard Chartered Bank  
State Bank of India  
HDFC Bank Limited

### **REGISTERED OFFICE**

Hyatt Regency Kolkata  
JA-1, Sector-III, Salt Lake City  
Kolkata-700 098, W.B., India  
Tel. No. 033-2517 1009 / 1012  
Fax No. 033-2335 8246  
www.ahleast.com  
CIN : L15122WB2007PLC162762

### **REGISTRAR & SHARE TRANSFER AGENT**

Karvy Computershare Private Limited  
Karvy Selenium Tower B  
Plot No. 31 & 32, Gachibowli, Financial District,  
Nanakramguda, Serilingampally,  
Hyderabad - 500032, Telangana, India  
Tel : +91 40 23312454  
Fax No. 040-23420814  
E-mail: mailmanager@karvy.com

## **CONTENTS**

Board's Report with annexures	2-38
Independent Auditors' Report	39-43
Accounts – Asian Hotels (East) Limited (Standalone)	44-74
Independent Auditors' Report on Consolidated Financial Statement of Asian Hotels (East) Limited	75-77
Accounts – Asian Hotels (East) Limited (Consolidated)	78-107

## **BOARD'S REPORT**

### **Dear Members,**

Your Board has pleasure in presenting the 11th Annual Report of the Company together with the audited financial statements of the Company for the financial year ended 31st March, 2018.

### **FINANCIAL HIGHLIGHTS**

Your Company's performance for the financial year ended 31st March, 2018 is summarised as under:

<b>Particulars</b>	<b>Standalone (Rs. in lacs)</b>		<b>Consolidated (Rs. in lacs)</b>	
	<b>2017-18</b>	<b>2016-17</b>	<b>2017-18</b>	<b>2016-17</b>
Gross Revenue	10,213.96	9,831.79	18,962.30	19,521.30
Profit before Depreciation, Finance Costs, Tax and Exceptional items	2,417.65	2,713.01	4,438.14	5,373.03
Less : Depreciation	543.60	637.79	2,982.63	3,096.44
Less : Finance Cost	0	50.05	1,622.76	1,897.47
Profit before Tax & Exceptional Item	1,874.05	2,025.17	-167.25	379.12
Add/(Less) Exceptional Item	0	336.24	0	336.24
Profit/(Loss) before tax	1,874.05	1688.93	-167.25	42.88
Tax Expenses (including Deferred Tax)	399.76	393.15	406.49	393.15
Profit after Tax	1474.29	1,295.78	-573.74	-350.27
Other Comprehensive Income	218.93	227.91	210.30	224.89
Total Comprehensive Income for the period	1693.23	1,523.69	-363.44	-125.38

### **TRANSFER TO RESERVES**

During the financial year 2017-18 an amount of Rs. 150 lacs (Rs. 150 lacs last year) has been transferred to General Reserve out of amount available for appropriations.

### **DIVIDEND**

The Board of Directors are pleased to recommend a dividend of Rs. 2.50 per equity share (previous year Rs. 2/- per equity share) on 11,527,797 equity shares of Rs. 10/- each for the year ended 31st March, 2018. The total cost to the Company on account of dividend payment will be Rs. 347.43 lacs including dividend distribution tax of Rs. 59.24 lacs resulting in a payout of 23.57% of the standalone profits after tax of the Company.

### **BUSINESS OVERVIEW AND OPERATING PERFORMANCE/ STATE OF COMPANY'S AFFAIRS**

During the financial year 2017-18, Hyatt Regency Kolkata (the hotel) has been successful in securing major project-based business and could sustain its leading position in wedding related business in the city. As weddings prop up revenue, the hotel has been nearly successful in booking all the relevant wedding dates during the last year. The hotel enhanced its rank on RevPAR level through innovative pricing technique which, in turn, did boost up the customer experience, loyalty built up and achieving repeat revenue.

Further, with increased supply and competition, customer retention and creating experiences for guests had been the focus for the year. Guest's satisfaction is measured by hotel online surveys where the hotel over achieved its customer service goal for 2017 by 8% and also achieved the Net Promoter score goal set for the year.

During the financial year 2017-18, there were no material changes and commitments affecting financial position of the Company which have occurred between the end of the financial year of the Company to which the financial statements and the report relate. Further, there has been no change in the nature of business of the Company.

### **SUBSIDIARY COMPANIES**

The Company has two subsidiaries, namely, GJS Hotels Limited, a wholly owned and a material non-listed Indian Subsidiary, Regency Convention Centre and Hotels Limited, a wholly owned and a material non-listed Indian Subsidiary and one step-down

## *Asian Hotels (East) Limited*

subsidiary, namely Robust Hotels Private Limited. There has been no significant developments in the matters concerning the subsidiaries during the year under review.

With reference to GJS Hotels Limited, the Company is awaiting sanction of drawings submitted to the Bhubaneswar Municipal Corporation and continues to engage in dialogue with the Government of Odisha for extension of time to start construction and complete the hotel project at the site.

As regards Regency Convention Centre and Hotels Limited, during the financial year under review, your subsidiary continues to engage in dialogues with the parties concerned and has been exploring opportunities to settle the disputes amicably. Your Board is hopeful of a positive outcome.

Your subsidiary, Robust Hotels Private Limited (Chennai) was adversely affected during the period commencing from April, 2017 till August, 2017 due to reasons beyond the control of the management. The reasons include : liquor ban imposed by state government, delay in completion of metro rail work in front of the hotel and adverse market condition.

In spite of the above, Hyatt Regency Chennai (Robust) managed to keep the Rev PAR at the same level as in the previous year 2016-17. During the financial year under review, the turnover was Rs. 88.43 crores as compared to 98.74 crores in the previous year and EBDITA was Rs. 22.07 crores as compared to Rs. 26.09 crores in the previous year. Your directors are hopeful of better performance of Robust in the current financial year.

In terms of proviso to sub section (3) of Section 129 of the Companies Act, 2013, a statement containing salient features of the financial statement of each of the subsidiaries of the Company in Form AOC-1 is annexed herewith marked as **Annexure I** to this Report. The audited financial statement of each of the subsidiaries has also been uploaded on the website of the Company viz. [www.ahleast.com](http://www.ahleast.com)

Neither of your subsidiary company has ceased to be subsidiaries during the financial year nor any has become new subsidiary company during the financial year. Your Company does not have any joint venture company, holding company and associate company during the financial year under review.

The Consolidated Financial Statements of the Company are prepared in accordance with Indian Accounting Standards notified under the Companies (Indian Accounting Standards) Rules, 2015 (Ind AS') and forms an integral part of this report.

### **SCHEME OF ARRANGEMENT**

The Company entered into a Scheme of Arrangement with GJS Hotels Limited, Robust Hotels Private Limited and their respective shareholders ("the Scheme") as approved by the Board Members on 10th February, 2017. During the year under review, an application was filed at the Hon'ble National Company Law Tribunal (NCLT), Kolkata Bench and Chennai Bench for directing the meeting of the equity shareholders and unsecured creditors of the Company pursuant to Section 230 to 232 of the Companies Act, 2013 read with the Companies (Compromises, Arrangements and Amalgamations) Rules, 2016.

Pursuant to the NCLT order, Kolkata Bench dated 21st December, 2017 as modified by an order dated 4th January, 2018, separate meetings of the equity shareholders and unsecured creditors of the Company was held on 21st February, 2018 wherein the resolution for the Scheme was passed by the requisite majority. The Company has already filed a petition for sanctioning of the Scheme before the Hon'ble NCLT, Kolkata Bench on 28th March, 2018 and is awaiting the final hearing on the same.

Further, NCLT, Chennai Bench on 26th March, 2018 dispensed with meetings of the shareholders of the Company and the application was listed for hearing on 26th April, 2018. The order of the same has not been uploaded at the website of NCLT, Chennai Bench, as the Company is yet to receive the order.

### **AUDITORS & AUDITORS' REPORT**

M/s. Singhi & Co., Chartered Accountants, (Firm Registration No. 302049E), was appointed as the Statutory Auditors of the Company at the Annual General Meeting (AGM) held on 28th July, 2017 for a period of five (5) consecutive years. They have submitted a certificate confirming that their appointment is in accordance with Section 139 read with Section 141 of the Companies Act, 2013.

The report of the Statutory Auditors along with the notes to accounts is enclosed to this report and contains an Unmodified Opinion. The report does not contain any qualification, reservation, adverse remark or disclaimer.

### **INTERNAL AUDITOR**

Pursuant to Section 138 of the Companies Act, 2013 read with Rule 13 of the Companies (Accounts) Rules, 2014 and other applicable provisions, if any, of the Companies Act, 2013, your Board based on the recommendation of the Audit Committee, appointed M/s. S.S. Kothari Mehta & Co. to conduct internal audit for the financial year 2018-19.

## *Asian Hotels (East) Limited*

### **SECRETARIAL AUDITOR**

Pursuant to the provisions of Section 204 of the Companies Act, 2013, your Board had appointed M/s. D. Raut & Associates, Practicing Company Secretary, to undertake Secretarial Audit of your Company for the financial year 2018-19. The Secretarial Audit Report in Form MR-3 for the financial year ended 31st March, 2018 is annexed herewith marked as **Annexure II** to this Report. The Secretarial Audit Report does not contain any qualification, reservation or adverse remark.

### **DIRECTORS AND KEY MANAGERIAL PERSONNEL**

Pursuant to the provisions of Section 152 of the Companies Act, 2013 and Company's Articles of Association, Mr. Umesh Saraf (DIN:00017985), Director retires by rotation and, being eligible, offers himself for reappointment at the ensuing Annual General Meeting. The Board recommends his reappointment.

Pursuant to Section 149 of the Companies Act, 2013 read with Regulation 25 of the SEBI (Listing Obligations and Disclosure Requirements) Regulations, 2015, the term of office of Mr. Amal Chandra Chakrabortti (DIN : 00015622), Mr. Padam Kumar Khaitan (DIN : 00019700) and Mr. Rama Shankar Jhawar (DIN : 00023792), independent directors of the Company appointed at the Annual General Meeting held on 30th July, 2014 for a term of five (5) consecutive years, expires on 31st March, 2019.

Based on the recommendation of the Nomination and Remuneration Committee and Board of Directors of the Company, members are requested to approve the reappointment of the above directors for a second term of five (5) consecutive years commencing from 1st April, 2019 till 31st March, 2024.

Further, in terms of Regulation 17(1A) of the SEBI (Listing Obligations and Disclosure Requirements (Amendment) Regulations, 2018, which is effective from 1st April, 2019, the continuation of Directorship of Mr. Radhe Shyam Saraf (DIN : 00017962), Non-Executive Chairman, Mr. Amal Chandra Chakrabortti and Mr. Rama Shankar Jhawar, Non-Executive Independent Directors of the Company, who have already attained the age of 75 years is recommended for the approval of the Members by way of Special Resolution at the forthcoming Annual General Meeting.

No Director or Key Managerial Personnel was appointed or has resigned during the financial year 2017-18. Details of Directors seeking re-appointment as required under Regulation 36(3) of the SEBI (Listing Obligations & Disclosure Requirements) Regulations, 2015 forms a part of the notice calling Annual General Meeting of the Company.

The Company has received declarations from all the Independent Directors of the Company confirming that they meet the criteria of independence as prescribed under Section 149(6) of the Companies Act, 2013 and Regulation 16(1)(b) of the SEBI (Listing Obligations and Disclosure Requirements) Regulations, 2015.

### **BOARD EVALUATION AND NOMINATION AND REMUNERATION POLICY**

Pursuant to Section 134(3)(p), Schedule IV (VIII) of the Companies Act, 2013 and Regulation 17(10) and 19(4) of the Securities and Exchange Board of India (Listing Obligations and Disclosure Requirements) Regulations, 2015 (Listing Regulations), the Board of Directors has carried out an annual evaluation of its own performance, Board Committees and individual directors as per the prescribed criteria adopted by the Board.

The performance of the Board was evaluated by the Board after seeking inputs from the Directors on the basis of specified criteria such as the Board Composition and structures, effectiveness of board processes, information and functioning etc. The performance of the Committees was evaluated by the Board after seeking inputs from the Committee members on the basis of the criteria, such as, composition of Committees, effectiveness of Committee Meetings etc.

The Board and the Nomination and Remuneration Committee reviewed the performance of the individual directors on the basis of contribution of the Directors at the Board and Committee meetings in regard to preparedness on the issues to be discussed, meaningful and constructive contribution and inputs in meetings, etc.

At a separate meeting of Independent Directors held on 7th March, 2018, performance of Non-Independent Directors, the Board as a whole and the Chairman of the Company was evaluated, taking into account views of Executive and Non-Executive Directors. The same was discussed at the next Board Meeting at which the performance of the Board, its Committees and individual Directors was also discussed. Performance evaluation of Independent Directors was done by the entire Board excluding the Independent director being evaluated. The Directors have expressed their satisfaction with the evaluation process and the performance results. The Policy on performance evaluation of Directors can be accessed on the Company's website: [www.ahleast.com](http://www.ahleast.com)

Your Company had adopted a Nomination & Remuneration Policy for the Directors, KMP and other employees of the Company as recommended by Nomination and Remuneration Committee at its meeting held on 31st March, 2017 which is annexed as **Annexure III** to this Report.

## *Asian Hotels (East) Limited*

### **BOARD DIVERSITY**

The Company recognizes and believes that a diverse Board will enhance the quality of the decisions made by the Board by utilizing different skills, qualifications, professional experiences, knowledge, gender, ethnicity, background and other distinguished qualities etc. of the members of the Board, necessary for effective corporate governance, sustainable and balanced development.

The Board recognizes the importance of a diverse composition and has adopted a Board Diversity Policy which sets out the approach to diversity. The Board diversity policy is available on our website: [www.ahleast.com](http://www.ahleast.com)

### **DIRECTORS' RESPONSIBILITY STATEMENT**

In accordance with the provisions of Sections 134(3)(c) and 134(5) of the Companies Act, 2013 for the preparation of the annual accounts for the financial year ended 31st March, 2018 and based upon representations from the Management, the Board states that:

- a) in the preparation of the annual accounts for the year ended 31st March, 2018, the applicable accounting standards have been followed along with proper explanation relating to material departures, if any;
- b) the Directors have selected such accounting policies and applied them consistently and made judgments and estimates that are reasonable and prudent so as to give a true and fair view of the state of affairs of the Company at the end of the financial year under review and of the profit of the Company for that period;
- c) the Directors have taken proper and sufficient care for the maintenance of adequate accounting records in accordance with the provisions of the Act for safeguarding the assets of the Company and for preventing and detecting fraud and other irregularities;
- d) the Directors have prepared the annual accounts on a going concern basis;
- e) the Directors have laid down internal financial controls to be followed by the Company and that such internal financial controls are adequate and are operating effectively; and
- f) the Directors have devised proper systems to ensure compliance with the provisions of all applicable laws and that such systems are adequate and operating effectively.

### **PARTICULARS OF ENERGY CONSERVATION, TECHNOLOGY ABSORPTION AND FOREIGN EXCHANGE EARNINGS AND OUTGO**

The information required pursuant to Section 134(3)(m) of the Companies Act, 2013 read with Rule 8(3) of the Companies (Accounts) Rules, 2014, pertaining to conservation of energy, technology absorption and foreign exchanges earning and outgo to the extent possible in the opinion of your Directors, is annexed hereto being **Annexure IV** and forming part of this Report.

### **PARTICULARS OF EMPLOYEES**

The information required under Section 197(12) read with Rule 5(2) & 5(3) of the Companies (Appointment and Remuneration of Managerial Personnel) Rules, 2014, are provided in **Annexure V** and forms a part of this Report.

### **PARTICULARS OF CONTRACTS OR ARRANGEMENTS WITH RELATED PARTIES**

All related party transactions that were entered by the Company during the financial year under review were in the ordinary course of business and on arm's length basis. There were no contracts or arrangements entered into by the Company in accordance with the Section 188 of the Companies Act, 2013 and there was no material related party transactions in terms of Regulation 23 of the Listing Regulations. Thus, disclosure as required in Form AOC-2 in terms of Section 134 of the Companies Act, 2013 is not relevant to the Company at present. Prior omnibus approval was obtained for related party transactions which are repetitive in nature and entered in the ordinary course of business and are at arm's length. All related party transactions were placed before the Audit Committee for review on a quarterly basis.

The Policy on materiality of related party transactions and dealing with related party transactions as approved by the Board can be accessed on the Company's website: [www.ahleast.com](http://www.ahleast.com). The policy intends to ensure that proper reporting, approval and disclosure processes are in place for all transactions between the Company and Related Parties.

The details of the transactions with related parties are set out in Note nos. 43 & 49 to the Standalone and Consolidated Financial Statements respectively pursuant to Ind AS.

### **MANAGEMENT DISCUSSION AND ANALYSIS AND CORPORATE GOVERNANCE**

Pursuant to Schedule V of Regulation 34(3) of the Listing Regulations, Report on Management Discussion and Analysis as **Annexure-VI** and Corporate Governance Report as per Regulation 34(3) read with Schedule V of the SEBI (Listing Obligations



## *Asian Hotels (East) Limited*

and Disclosure Requirements) Regulations, 2015 as **Annexure-VII** and Compliance Certificate on Corporate Governance from the Company's Auditors are annexed to this Report.

### **CORPORATE SOCIAL RESPONSIBILITY(CSR)**

As required under Section 135 of the Companies Act, 2013, during the financial year 2017-18, your Company has spent Rs. 26,58,800/- slightly more than 2% of average net profit of the Company made during three (3) immediately preceding financial years. Rs. 58,800/- (Rupees Fifty Eight Thousand Eight Hundred only) was contributed to M/s. Indian Association of Blood Cancer & Allied Diseases, Kolkata and Rs. 26,00,000/- was contributed to M/s. FCS Foundation, a trust which has an established track record of atleast 3 years in carrying on CSR activities in related areas and have recently undertaken some school and education projects. The Annual Report on CSR activities for the financial year 2017-18 is annexed and marked as **Annexure-VIII** to this report.

Besides the above, the hotel has also been involved in many CSR activities under "Hyatt Thrive" umbrella. The focus area during the financial year 2017-18 was introducing new NGOs towards making a better tomorrow and extending the support for diverse projects. Visiting Tolly Homes (Old Age Home) to add smile to the faces of those sheltered there and helping LP4Y (Life Project for Youth) towards empowering the youth and developing employability were initiatives undertaken to cover a wide range of age groups. Further, the hotel also organized Handmade Jewellery Exhibition for the women of Little Big Help providing them a platform to showcase their creativity and generate revenue. Our team members also participated in various Marathons during the year. The Team at the Company created various energizing experiences by volunteering in social activities, in addition to monetary contribution in the entire financial year 2017-18.

The Company's CSR Policy formulated in accordance with Section 135 of the Companies Act, 2013 read with the Companies (Corporate Social Responsibility Policy) Rules, 2014 is available on the Company's website : [www.ahleast.com](http://www.ahleast.com)

### **INTERNAL FINANCIAL CONTROL SYSTEMS AND ITS ADEQUACY**

Your Company has an Internal Control System which commensurate with the size, scale and complexity of its operations. The scope and authority of the Internal Audit function is well defined in the organization. To maintain its objectivity and independence, the Internal Audit function reports to the Chairman of the Audit Committee of the Board.

The Audit Committee monitors and evaluates the efficacy and adequacy of internal control systems in your Company, its compliance with operating systems, accounting procedures and policies of your Company. Based on the Internal Audit Report, the Management undertakes corrective action in their respective areas and thereby strengthen the controls. Significant audit observations and corrective actions suggested are presented to the Audit Committee of the Board. In the view of the Statutory Auditors of the Company, the internal financial controls with respect to financial reporting were adequate and operating effectively during the financial year.

### **RISK MANAGEMENT**

Your Company has adopted a Risk Management Policy, pursuant to the provisions of Section 134 of the Companies Act, 2013 to identify and evaluate business risks and opportunities for mitigation of the same on a continual basis. This framework seeks to create transparency, minimize adverse impact on business objective and enhance your Company's competitive advantage. In your company, risks are carefully mapped and a risk management framework is involved.

Your Company is faced with risks of different types, each of which need varying approaches for mitigation. Details of various risks faced by your Company and their mitigation are provided in the Management Discussion and Analysis.

### **DISCLOSURES:**

#### **A) EXTRACT OF ANNUAL RETURN**

The details forming part of the extract of Annual Return of the Company in form MGT-9, as required under Section 92(3) of the Companies Act, 2013 is annexed herewith as **Annexure-IX** to this Report.

#### **B) MEETINGS OF THE BOARD**

During the financial year 2017-18, the Board of Directors had four (4) meetings. These were held on 25th May, 2017, 28th July, 2017, 7th November, 2017 and 28th January, 2018. The details in relation to attendance at the meetings are disclosed in the Corporate Governance section which forms a part of this report.

#### **C) COMPOSITION OF AUDIT COMMITTEE**

The Audit Committee comprises of three (3) Directors amongst which two (2) are Independent Non-Executive Directors, namely Mr. Amal Chandra Chakrabortti and Mr. Rama Shankar Jhawar and one (1) is Joint Managing Director namely Mr. Umesh

## *Asian Hotels (East) Limited*

Saraf. There have been no instances during the financial year when recommendations made by the Audit Committee were not accepted by the Board. The details of the Committees along with their composition, number of meetings and attendance at the meetings are provided in the Corporate Governance Report.

### **D) SECRETARIAL STANDARDS OF ICSI**

The Company is in compliance with the Secretarial Standards on Meetings of the Board of Directors (SS-1) and General Meetings (SS-2) issued by the Institute of Company Secretaries of India and approved by the Central Government.

### **E) VIGIL MECHANISM/WHISTLE BLOWER POLICY**

Your Company has adopted a Whistle Blower Policy to provide a mechanism for the Directors and employees to report genuine concerns about any unethical behavior, actual and suspected fraud or violation of your Company's Code of Conduct. No person has been denied access to the Chairman of the Audit Committee. The provisions of the policy are in line with the provisions of Section 177 of the Companies Act, 2013 read with Regulation 22 of the Listing Regulations. The vigil mechanism/whistle blower policy can be accessed on the Company's website: [www.ahleast.com](http://www.ahleast.com)

During the year under review, the Company did not receive any complaint under the policy.

### **F) DISCLOSURE AS PER SEXUAL HARASSMENT OF WOMEN AT WORKPLACE (PREVENTION, PROHIBITION AND REDRESSAL) ACT, 2013**

The Company has always shown concerns to each and every employee working in the organization. It has zero tolerance towards sexual harassment at workplace and has an Internal Complaints Committee to consider and redress complaints of sexual harassment. The Company has also adopted a policy on prevention, prohibition and redressal of sexual harassment at workplace in line with the provisions of Sexual Harassment of Women at Workplace (Prevention, Prohibition and Redressal) Act, 2013 and the rules framed thereunder with the objective of providing safe working environment for the benefit of the employees .

During the calendar year 2017, the Company has received no complaints on sexual harassment.

### **G) PARTICULARS OF LOANS GIVEN, INVESTMENT MADE, GUARANTEES GIVEN AND SECURITY PROVIDED**

The particulars of loans, guarantees and investments covered under Section 186 of the Companies Act, 2013 have been disclosed in the financial statements.

### **H) PARTICULARS OF REMUNERATION**

Disclosures pertaining to remuneration and other details as required under Section 197(12) of the Companies Act, 2013 read with Rule 5(1) of the Companies (Appointment and Remuneration of Managerial Personnel) Rules, 2014 as amended are provided in **Annexure-X** to this report.

### **I) GENERAL**

Your Directors state that no disclosure or reporting is required in respect of the following items, as there were no transactions on these items during the financial year 2017-18 under review:

1. Details relating to deposits covered under Chapter V of the Companies Act, 2013.
2. Issue of equity shares with differential rights as to dividend, voting or otherwise.
3. Issue of shares (including sweat equity shares) to employees of the Company under any scheme.
4. The Joint Managing Directors of the Company did not receive any remuneration or commission from any of its subsidiaries.
5. No significant or material orders were passed by the Regulators or Courts or Tribunals which could impact the going concern status and Company's operations in future.

### **ACKNOWLEDGEMENT**

Your Board express their deep sense of appreciation for the contribution made by the employees to the significant improvement in the operations of the Company.

The Directors also thank all associates including customers, the Government of India, Government of West Bengal, Government Agencies, Hyatt Hotels Corporation, U.S.A., Bankers, Suppliers, Shareholders and others for their continuous co-operation and support.

For and on behalf of the Board of Directors

Chennai  
9th May, 2018

**Umesh Saraf**  
Joint Managing Director  
(DIN : 00017985)

**Rama Shankar Jhavar**  
Director  
(DIN : 00023792)

**FORM NO. AOC-I**

(Pursuant to first proviso to sub-section (3) of section 129 read with rule 5 of Companies (Accounts) Rules, 2014)

**Statement containing salient features of the financial statement of subsidiaries or associate companies or joint ventures**

Part "A": Subsidiaries

(in ₹)

Sl. No.	Particulars	GJS Hotels Limited	Regency Convention Centre and Hotels Limited	Robust Hotels Private Limited
1.	Name of the subsidiary			
2.	The date since when subsidiary was acquired	31-10-2009	31-10-2009	26-07-2012
3.	Reporting period for the subsidiary concerned, if different from the holding company's reporting period	INR	INR	INR
4.	Reporting currency and Exchange rate as on the last date of the relevant Financial year in the case of foreign subsidiaries.	-	-	-
5.	Share capital	10,96,10,000	15,53,570	1,54,17,38,290
6.	Reserves & surplus	1,41,31,17,628	(9,37,228)	1,40,07,17,569
7.	Total assets	4,75,26,22,952	1,96,64,197	6,03,21,74,751
8.	Total Liabilities (excluding Share Capital and Reserves & Surplus)	3,22,98,95,324	1,90,47,855	3,08,97,18,892
9.	Investments (excluding Investment in Subsidiary)	-	-	3,07,77,880
10.	Turnover (i)	7,60,46,261	-	88,42,93,154
11.	Profit/Loss before taxation	7,48,24,563	(1,57,059)	(27,87,97,463)
12.	Provision for taxation	-	-	6,73,874
13.	Profit/Loss after taxation	7,48,24,563	(1,57,059)	(27,94,71,337)
14.	Proposed Dividend	-	-	-
15.	% of shareholding	100%	58.99%	100%#

**Notes :**

- GJS Hotels Limited and Regency Convention Centre and Hotels Limited are yet to commence commercial activities and currently is not operational.
- None of the subsidiaries have been liquidated or sold during the financial year.
- Turnover includes Other Income.
- Part B of the Annexure is not applicable to the Company as there are no Associates and Joint Venture of the Company as on 31st March, 2018. # 80.53% held through GJS Hotels Limited.

For and on behalf of the Board of Directors

**Umesh Saraf**  
Joint Managing Director  
(DIN : 00017985)

**Rama Shankar Jhavar**  
Director  
(DIN : 00023792)

**Saumen Chatterjee**  
(Chief Legal Officer &  
Company Secretary)

**Bimal Kumar Jhunjunwala**  
(CFO & Vice President –  
Corporate Finance)

Chennai  
9th May, 2018

**Form No. MR-3**  
**FOR THE FINANCIAL YEAR ENDED ON 31ST MARCH, 2018**  
**SECRETARIAL AUDIT REPORT**

[Pursuant to section 204(1) of the Companies Act, 2013 and rule No.9 of the Companies (Appointment and Remuneration of Managerial Personnel) Rules, 2014]

To,  
The Members  
Asian Hotels (East) Limited  
Hyatt Regency Kolkata, Ja-1  
Sector - 3, Salt Lake City  
Kolkata- 700098

We have conducted the secretarial audit of the compliance of applicable statutory provisions and the adherence to good corporate practices by Asian Hotels (East) Limited (hereinafter called the company). Secretarial Audit was conducted in a manner that provided us a reasonable basis for evaluating the corporate conducts/statutory compliances and expressing our opinion thereon.

Based on our verification of the company's books, papers, minute books, forms and returns filed and other records maintained by the company and also the information provided by the Company, its officers, agents and authorized representatives during the conduct of secretarial audit, We hereby report that in our opinion, the Company has, during the audit period covering the financial year ended on 31st March, 2018 complied with the statutory provisions listed hereunder and also that the Company has proper Board-processes and compliance-mechanism in place to the extent, in the manner and subject to the reporting made hereinafter:

We have examined the books, papers, minute books, forms and returns filed and other records maintained by the Company for the financial year ended on 31st March, 2017 according to the provisions of:

- (i) The Companies Act, 2013 (the Act) and the rules made thereunder;
- (ii) The Securities Contracts (Regulation) Act, 1956 ('SCRA') and the rules made thereunder;
- (iii) The Depositories Act, 1996 and the Regulations and Bye-laws framed thereunder;
- (iv) Foreign Exchange Management Act, 1999 and the rules and regulations made thereunder to the extent of Foreign Direct Investment, Overseas Direct Investment and External Commercial Borrowings;
- (v) The following Regulations and Guidelines prescribed under the Securities and Exchange Board of India Act, 1992 ('SEBI Act'):-
  - a) The Securities and Exchange Board of India (Substantial Acquisition of Shares and Takeovers) Regulations, 2011; -
  - b) The Securities and Exchange Board of India (Prohibition of Insider Trading) Regulations, 2015;
  - c) The Securities and Exchange Board of India (Issue of Capital and Disclosure Requirements) Regulations, 2009; -
  - d) The Securities and Exchange Board of India (Employee Stock Option Scheme and Employee Stock Purchase Scheme) Guidelines, 1999;
  - e) The Securities and Exchange Board of India (Issue and Listing of Debt Securities) Regulations, 2008; *(Not applicable to the Company during the Audit Period)*
  - f) The Securities and Exchange Board of India (Registrars to an Issue and Share Transfer Agents) Regulations, 1993 regarding the Companies Act and dealing with client;-
  - g) The Securities and Exchange Board of India (Delisting of Equity Shares) Regulations, 2009; *-(Not applicable as the Company has not delisted / propose to delist its equity share from any stock exchange during the financial year under review).*
  - h) The Securities and Exchange Board of India (Buyback of Securities) Regulations, 1998;-  
*(Not applicable as the Company has not bought back / propose to bought back its securities during the financial year under review).*
- (vi) As identified by the Company, following other laws are applicable to the Company:
  - a. The Sarais Act, 1867;
  - b. Guidelines for Classification of Hotels by Ministry of Tourism, Government of India, 2010;
  - c. The West Bengal Entertainment- cum- Amusement Tax Act, 1982;
  - d. Foreigners Registration (Application and Amendment) Act, 1962;
  - e. West Bengal Police Act, 1952;
  - f. Food Safety and Standards Act, 2006 and Food Safety and Standards Act, 2011;
  - g. Explosives Act, 1884;
  - h. The Luxury Tax Act, 1996.

We have also examined compliance with the applicable clauses of the following:

- i. Secretarial Standard issued by The Institute of Company Secretaries of India.

## *Asian Hotels (East) Limited*

- ii. SEBI (Listing Obligations and Disclosure Requirements) Regulations, 2015 entered into by the Company with Stock Exchange.

During the period under review the Company has complied with the provisions of the Act, Rules, Regulations, Guidelines etc. mentioned above:

### **We further report that:**

The Board of Directors of the Company is duly constituted with proper balance of Executive Directors, Non- Executive Directors and Independent Directors. The changes in the composition of the Board of Directors that took place during the period under review were carried out in compliance with the provisions of the Act.

Adequate notice is given to all directors to schedule the Board Meetings, agenda and detailed notes on agenda were sent at least seven days in advance and a system exists for seeking and obtaining further information and clarifications on the agenda items before the meeting and for meaningful participation at the meeting.

Majority decision is carried through while the dissenting members' views are captured and recorded as part of the minutes.

### **We further report that:**

There are adequate systems and processes in the company commensurate with the size and operations of the company to monitor and ensure compliance with applicable laws, rules, regulations and guidelines.

**We further report that** during the audit period there were following specific events/actions having a major bearing on Company's affair in pursuance of the above referred laws , rules, regulations, guidelines , standards etc.: -

1. A scheme of Arrangement between GJS Hotels Limited, Asian Hotels (East) Limited and Robust Hotels Private Limited was filed with Hon'ble NCLT in October 2017. The Hon'ble NCLT vide its order dated 21st December 2017 as modified by an order dated 04.01.2018 directed the companies to conduct separate meeting of equity shareholders and unsecured creditors. Accordingly separate meeting of shareholders and unsecured creditors in this regard took place 21.02.2018 and which was also approved by them. A petition has been filed with Hon'ble NCLT on 28.03.2018 and is still pending with Hon'ble NCLT.
2. The Board of Directors in their meeting held on 28.07.2017 has passed resolution u/s 179 read with 186 of the Act for making /giving loans or investments and giving guarantees or providing securities for a sum not exceeding Rs.1000 Crore , which has already been approved by the Shareholders by means of special Resolution in the AGM held on 10.08.2016.

Kolkata  
9th May, 2018

For **D.Raut & Associates**  
Company Secretaries  
**Debendra Raut**  
Proprietor  
ACS No. – 16626, CP No.- 5232

This Report is to be read with the annexure as enclosed.

To,  
The Members  
Asian Hotels (East) Ltd.

**Annexure:-**

Our Secretarial Audit Report is to be read along with this letter.

### **Management's Responsibility :**

1. It is the responsibility of the management of the Company to maintain the Secretarial records and to devise proper systems to ensure compliance of all applicable laws and regulations and to ensure that the systems are adequate and operate effectively. The Compliance of the provisions of the Act, and other applicable laws, rules, regulations, standards is the responsibility of management.

### **Responsibility of Secretarial Auditor :**

2. We have followed the audit practices and process as were appropriate to obtain reasonable assurance about the correctness of the contents of the Secretarial records. The verification was done on test basis to ensure that correct facts are reflected in Secretarial records. We believe that the process and practices, we followed provide a reasonable basis for our opinion.
3. Where ever required, we have obtained the Management representation about the Compliance of laws, rules and regulations and happening of events etc.

### **Disclaimer :**

4. The Secretarial Audit report is neither an assurance as to the future viability of the Company nor of the efficacy or effectiveness with which the management has conducted the affairs of the Company.
5. We have not verified the correctness and appropriateness of financial records and Books of Accounts of the Company.

Kolkata  
9th May, 2018

For **D.Raut & Associates**  
Company Secretaries  
**Debendra Raut**  
Proprietor  
ACS No. – 16626, CP No.- 5232



**Asian Hotels (East) Limited**  
**Nomination and Remuneration Policy**

**Introduction:**

In terms of Section 178 of the Companies Act, 2013 read with Rule 6 of the Companies (Meeting of Board and its Powers) Rules, 2014 and Regulation 19 and Part D of Schedule-II of the SEBI (Listing Obligations and Disclosure Requirements), Regulations, 2015 (Listing Regulations) a listed company shall constitute a Nomination and Remuneration committee (the Committee) consisting of three or more non-executive directors out of which not less than one half shall be independent directors and the Chairman of the Committee shall be an independent director. The Board at its meeting held on 25th May, 2017 had amended and approved the policy.

**Role of the Committee:**

The role of the Committee shall be governed by the applicable provisions of the Companies Act, 2013 and rules made thereunder and Listing Regulations.

**Constitution of the Nomination and Remuneration Committee:**

The Board has changed the nomenclature of Remuneration Committee constituted on 22nd February, 2010 by renaming it as Nomination and Remuneration Committee on 22nd May, 2014. The Nomination and Remuneration Committee comprises of following Directors:

- Mr. Rama Shankar Jhawar – Independent Director (Chairman)
- Mr. Padam Kumar Khaitan – Independent Director (Member)
- Mr. A. C. Chakrabortti – Independent Director (Member)

**Applicability:**

The Nomination and Remuneration Policy (the Policy) is applicable to Directors, Key Managerial Personnel (KMP) and Senior Management Personnel.

**Frequency of Meetings:**

The meeting of the Committee shall be held at such regular intervals as may be required. However, a minimum of one meeting every financial year is mandatory.

**Secretary:**

The Company Secretary of the Company shall act as Secretary of the Committee.

**Policy relating to the appointment and removal of Director, KMP and Senior Management Personnel:**

The appointment/ re-appointment/ removal and term/tenure of Director, KMP and Senior Management Personnel be determined by the Committee and recommended to the Board for approval and the same shall be governed by the applicable provisions of the Companies Act, 2013 or rules made thereunder or under any other applicable act, rules and regulations.

**Policy relating to the remuneration for the Director, KMP and Senior Management Personnel:**

The remuneration / compensation / commission/ fee etc. to the Director, KMP and Senior Management Personnel will be determined by the Committee and recommended to the Board for approval and the same shall be in accordance with the provisions of the Companies Act, 2013, and the rules made thereunder and other applicable act, rules and regulations.

**Review and Amendment**

The Board may, subject to applicable Listing Regulations and Companies Act, 2013 & the Rules made thereunder review and amend any provision(s) with the new provision(s) or replace the policy entirely with a new Policy, based on the recommendations of the Nomination & Remuneration Committee.

For and on behalf of the Board of Directors

Chennai  
9th May, 2018

**Umesh Saraf**  
Joint Managing Director  
(DIN : 00017985)

**Rama Shankar Jhawar**  
Director  
(DIN : 00023792)

**PARTICULARS OF ENERGY CONSERVATION, TECHNOLOGY ABSORPTION AND FOREIGN EXCHANGE EARNINGS AND OUTGO PURSUANT TO SECTION 134(3)(m) OF THE COMPANIES ACT, 2013 READ WITH RULE 8(3) OF THE COMPANIES (ACCOUNTS) RULES, 2014**

**(A) Conservation of energy–**

- (i) the steps taken or impact on conservation of energy;
- (ii) the steps taken by the company for utilizing alternate sources of energy;
- (iii) the capital investment on energy conservation equipments;
  - a. Replacement of Existing , old T-5 light tube and LED tube light 18 watt.
  - b. Replacement of 50 watt light with 6 watt light in the garden. Work in progress.
  - c. Swimming pool under water 50w light replaced to 6w LED light.
  - d. Replacement of 18watt CFL lamp to 9 watt led bulb & 11 watt CFL lamp to 7watt led bulb in guest room work in progress.(5th floor to 7th floor completed)
  - e. Replacement of existing T-5 28 watt tube light to 15 watt LED light in purchase receiving area.
  - f. Replacement of existing 70 watts CDMTT lights to 15 watt LED light in front of RO plant tunnel area.
  - g. Replacement of existing 36 watt tube light to 18watt Led tube light near squash court area.
  - h. New heat exchanger installed in plant room for hot water energy saving purpose.
  - i. LPG consumption energy saver installed in kitchen burners.

There were no new investment made during the financial year under review.

**(B) Technology absorption –**

- (i) the efforts made towards technology absorption;
- (ii) the benefits derived like product improvement, cost reduction, product development or import substitution;
- (iii) in case of imported technology (imported during the last three years reckoned from the beginning of the financial year)-
  - (a) the details of technology imported;
  - (b) the year of import;
  - (c) whether the technology been fully absorbed;
  - (d) if not fully absorbed, areas where absorption has not taken place, and the reasons thereof; and
- (iv) the expenditure incurred on Research and Development.

**1. iScala Version 3.1 upgrade**

- Enhancements of extra functionality such as file automation, look, searching facility, hyper link, GSTR and TDS report extract etc.
- Auto DRR Process.
- Version fixes delivered with v3.1.

Cost - INR 3,91,482 /-

**2. Vingcard lock Implementation.**

All the guest room locks are replaced with Vingcard, which is more advance than Hafele lock. In addition, we have installed this lock inside the all guest lift where the guest can access lift for his/her particular floor only and it is a good thing for us from the security aspect.

In addition, there will have an implementation from Hyatt side in future that is Mobile Key and this lock will support that time.

Cost - INR 30,74,712/-

**(C) Foreign exchange earnings and Outgo-**

The Foreign Exchange earned in terms of actual inflows during the year and the Foreign Exchange outgo during the year in terms of actual outflows.

Foreign Exchange Earned- INR 18,79,51,365/-

Foreign Exchange Outgo- INR 5,61,91,400/-

For and on behalf of the Board of Directors

**Umesh Saraf**  
Joint Managing Director  
(DIN : 00017985)

**Rama Shankar Jhavar**  
Director  
(DIN : 00023792)

Chennai  
9th May, 2018

Annexure - V

Information as per rules 5(2) & (3) of the Companies (Appointment and Remuneration of Managerial Personnel) Rules, 2014

Sr. No	Name	Designation	Remuneration (Rs.)	Nature of Employment	Qualification	Experience in (Years)	Date of commencement of employment	Age in (Years)	Previous employment	% of Shares held in the Company	Whether related to any director
(A) The names of top ten employees in terms of remuneration drawn:											
1	Umesh Saraf	Joint Managing Director	1,63,32,427	Full Time	Graduate, B.Sc	29	1-May-10	53	Asian Hotels Limited	0.21	Director
2	Arun Kumar Saraf	Joint Managing Director	1,63,17,800	Full Time	Post Graduate, Major in Economics and Business Administration	33	4-Aug-10	59	Asian Hotels Limited	0.08	Director
3	Birgit Holm	General Manager	1,11,06,748	Full Time	Graduate	30	19-Dec-16	50	Dusit Devarana, Delhi	Nil	No
4	Bimal Kumar Jhunjhunwala	CFO and VP Corporate Finance	39,09,592	Full Time	Bcom (H), FCA, ACS	31	1-May-10	57	Juniper Hotels Private Limited	Nil	No
5	Saumen Chatterjee	CLO & Company Secretary	37,72,834	Full Time	Bcom(H), LLB, ACS	23	1-Aug-09	47	Bennett Coleman & Co. Limited	Nil	No
6	Ashis Chattopadhyay	Director of Finance	31,86,242	Full Time	C.A	14	25-Oct-12	43	Four Season, Mumbai	Nil	No
7	Amit Paul	Director of Sales & Marketing	28,99,039	Full Time	MBA in Marketing	18	18-Jul-16	39	Westin, Dhaka	Nil	No
8	Clement D' Cruz	Executive Chef	23,03,497	Full Time	High School	24	26-Dec-12	47	Lux Maldives	Nil	No
9	Sujash Nameth	Director Of F&B	22,21,285	Full Time	High School	20	17-Aug-15	41	Grand Hyatt Mumbai	Nil	No
10	Harkaran Singh	Director of Rooms	21,29,145	Full Time	PG Diploma in Hotel Management	15	26-Oct-15	36	Hyatt Hyderabad	Nil	No

(B) Personnel who are in receipt of remuneration aggregating not less than Rs. 1,02,00,000 per annum and employed throughout the year:

1	Umesh Saraf	Joint Managing Director	1,63,32,427	Full Time	Graduate, B.Sc	29	1-May-10	53	Asian Hotels Limited	0.21	Director
2	Arun Kumar Saraf	Joint Managing Director	1,63,17,800	Full Time	Post Graduate, Major in Economics and Business Administration	33	4-Aug-10	59	Juniper Hotels Private Limited	0.08	Director
3	Birgit Holm	General Manager	1,11,06,748	Full Time	Graduate	30	19-Dec-16	50	Dusit Devarana, Delhi	Nil	No

(C) Personnel who are in receipt of remuneration aggregating not less than Rs. 8,50,000 per month and employed for part of the year:

NIL											
-----	--	--	--	--	--	--	--	--	--	--	--

(D) Personnel who are in receipt of remuneration aggregating in excess of that drawn by the Managing Director and holds by himself or along with his spouse and dependent children, not less than 2% of the equity shares of the Company and employed throughout the year or part of the financial year :

NIL											
-----	--	--	--	--	--	--	--	--	--	--	--

For and on behalf of the Board of Directors

**Umesh Saraf**                      **Rama Shankar Jhawar**  
Joint Managing Director                      Director  
(DIN : 00017985)                      (DIN : 00023792)

Chennai  
9th May, 2018

## **MANAGEMENT DISCUSSION AND ANALYSIS**

### **INDUSTRY STRUCTURE, DEVELOPMENT, OPPURTUNITIES AND OUTLOOK**

During the financial year 2017-18, we saw two major events which had negative effect on Industry namely Liquor ban and impact of Goods and Service tax. In spite of the same, Industry saw 1.4% occupancy growth over 2016, ADR grew 1.6% leading to 3.8% growth in Revpar. This was mainly due to strong inbound traffic which crossed 10 million foreign arrivals, increase in GDP in the 3rd quarter with stable inflation growth leading to increase in money supply, which will also fuel the growth for 2018-19 estimated to be around 7.4% (in GDP) and also Kolkata being the FIFA headquarter city for u-17 FIFA world cup during Q4.

Average room rates marginally moved up due to increase in destination weddings, sports league and MICE events. During the financial year 2017-18 we also saw good increase in inbound travellers which attributed to growth in business & leisure travel facilitated by Government travel initiative such as E-visa. This will continue to attract inbound traffic. With the travellers becoming more digitally savvy along with an improvement in network and internet connections, the industry is gearing up to meet these technical needs. Web and mobile based channels traffic have increased exponentially which has resulted in significant investments in related areas. Apart from hotels direct websites and mobile apps, online travel agents have also seen a spike in traffic.

Opening of Biswa Bangla Art Convention Centre will attract large international conferences. Increased room and banquet demand will be supplemented by full swing opening of other competitor hotels. As a result, future market will be highly competitive.

F& B and banquet continue to be significant revenue generator for your hotel. Keeping the guest experience uppermost in mind, your Company continues to focus on brand standards through continuous improvement. Competition benchmarks are used effectively to measure performance against best in class hotel brands. Audit mechanisms have been improved to ensure better feedback to hotels. Brand standards are to ensure fine tuning and alignment of technical, product and service while interacting with our guests.

In spite of the mishappenings in the year 2017 in Chennai, Robust Hotel witnessed an occupancy growth of 4.3% in the year 2017-18 accompanied by a minor increase of 0.4% in ARR. Therefore, the outlook of both Kolkata and Chennai market is fairly optimistic.

### **RISKS, CONCERNS AND THREATS**

The hospitality industry is prone to the impact of changes in global and domestic economies. In domestic arena, local market conditions, excess hotel room supply, reduced international or local demand for hotel rooms and associated services, government policies and regulations, may have adverse effect on future earnings. Since demand for hotels is affected by global economic sentiments, a prolonged global recession could also lead to a downturn in the hotel industry.

On an evaluation of all relevant issues, the Company is likely to face the following risks and challenges, for which necessary steps have been initiated to overcome the difficulties.

- i) Additional supply of 5 star properties in Kolkata have lead to neck-to-neck competition. These entrants are expected to intensify the competitive environment, which may include consolidations & mergers.
- ii) With the advent of online transactions and increasing use of the same, investment into digitisation and advance technology methods has become a major role for every player in the market which in turn will again affect the operating cost. The Union Consumer Affairs Ministry's guideline prohibiting the compulsory service charge also had an impact to the economic activity of the hotel.
- iii) Further, during the financial year 2017-18, discontinuation of duty free license has directly impacted margins by increasing the landing cost to the Company. Exorbitant increase of annual liquor license fees have also impacted the GOP.
- iv) Cost push will also be a factor to reckon with.
- v) Your Company has further emphasised upon developing the Human Resource capital with the help of various measures. On an overall basis, your Board is aware about the uncertainties and risks prevailing in the market and have opted for various risk mitigation initiatives to continue its position into the market.

### **SEGMENTWISE, FINANCIAL AND OPERATIONAL PERFORMANCE**

The Company operates in Single Segment i.e. Hoteliering. Please refer to Directors Report for the same.

### **EFFICIENT INTERNAL CONTROL SYSTEM AND THEIR ADEQUACY**

Your Company has in place an adequate system of internal controls, with documented procedures covering all corporate functions and hotel operating units. Systems of internal controls are designed to provide reasonable assurance regarding the effectiveness and efficiency of operations, the adequacy of safeguards for assets, the reliability of financial controls, and compliance with applicable laws and regulations. Adequate internal control measures are in the form of various policies and procedures issued by the Management covering all critical and important activities viz. Revenue Management, Hotel Operations, Purchase, Finance, Human Resources, Safety, etc. These policies and procedures are updated from time to time and compliance is monitored by Group Internal Audit.

## *Asian Hotels (East) Limited*

The effectiveness of internal controls is reviewed through the internal audit process, which is undertaken for every operational unit and all major corporate functions under the direction of the Operations department. The Audit Committee of the Board oversees the adequacy of the internal control environment through regular reviews of the audit findings and monitoring implementations of internal audit recommendations through the compliance reports submitted to them. The Statutory Auditors of your Company have opined in their report that your Company has adequate internal controls over financial reporting.

### **DEVELOPMENT IN HUMAN RESOURCES AND INDUSTRIAL RELATIONS**

The Company continues to maintain a very cordial and healthy relationship with its workforce across all its units. The number of people employed on-roll by the hotel as on 31st March, 2018 was 284. Caring for our people so that they can be their best has been the purpose of the company which reflects in the survey by 'Great Places to Work' in which Hyatt is ranked #16 on the Institute's list of the 25 World's Best Workplaces for 2017. Further, the Company continuously reviews and re-aligns its people practices and policies with an aim to provide its employees with the best working environment. As part of the Corporate Learning and Development initiatives, several programmes were organised in the Financial Year 2017-18 for executives across all levels. These Management Development Programmes were based on individual needs identified during the Appraisal process.

We at Hyatt Regency Kolkata are striving towards attracting, retaining, training, multiskilling employees and working towards the welfare of our resources. In the meantime all efforts are being made to control cost so as to maintain present level of profitability. Industrial relations remained stable throughout the financial year 2017-18.

### **CAUTIONARY STATEMENT**

Statement made in the Management Discussion and Analysis, describing the Company's objectives, projections, estimates, predictions and expectations may be forward looking statement within the meaning of applicable laws and regulations. Actual results might differ materially from those either expressed or implied.

For and on behalf of the Board of Directors

Chennai  
9th May, 2018

**Umesh Saraf**  
Joint Managing Director  
(DIN : 00017985)

**Rama Shankar Jhavar**  
Director  
(DIN : 00023792)



**REPORT ON CORPORATE GOVERNANCE****COMPANY'S PHILOSOPHY ON CORPORATE GOVERNANCE**

Asian Hotels (East) Limited believes that good corporate governance is a way of life which is enshrined in the way we do our business. Our actions are governed by our values and principles, which are reinforced at all levels of the organization.

Your Company has adopted the corporate governance and board evaluation techniques to help fulfill its corporate responsibility towards its Stakeholders. It covers aspect related to the composition and role of the Board, Chairman and Directors, Board diversity as a whole etc. The Board of Directors has also institutionalized best management practices to bring about an atmosphere of accountability. Systems have been put into place to ensure effective strategic planning, optimum risk management, financial plans, budgets, integrity controls, reporting, communication policy with emphasis on transparency and full disclosure on the various facts of the Company's operations, its functioning, financial and total compliance with all statutory/regulatory requirements not only in the letter of the law but also in its spirit.

The Company has complied with mandatory requirements of the corporate governance provisions as specified in the Securities and Exchange Board of India (Listing Obligations and Disclosure Requirements) Regulations, 2015 (Listing Regulations).

**BOARD OF DIRECTORS**

The Company' Board of Directors have always acted as an asset to the organization. The Directors possess experience in diverse fields including accounts, real estate, marketing, consumer industry and hoteliering to social service.

As on 31st March 2018, Company' Board of Directors comprises seven (7) Members which includes one (1) Non-Executive Chairman, two (2) Joint Managing Directors and four (4) Non-Executive Independent Directors including one (1) Non-Executive Independent Woman Director. The Board's composition is in compliance with the provisions of the Companies Act, 2013 and Regulation 17 of the Listing Regulations.

None of the Directors hold directorships in more than 20 Indian Companies including 10 public limited companies. Further, none of them serve as members of more than 10 committees nor any of them serving as chairman of more than 5 committees as specified in Regulation 26 of the Listing Regulations, across all companies in which they are Directors. "Committees" for this purpose includes the Audit Committee and the Stakeholders Relationship Committee as per the Listing Regulations. Necessary disclosures regarding Committee positions in other public companies as on 31st March, 2018 have been made by the Directors as per Regulation 26 of the Listing Regulations.

"Independent Directors" i.e. directors who apart from receiving Directors Remuneration do not have any material pecuniary relationship or transactions with the Company during the year 2017-18. The Non-Executive/Independent Directors are paid sitting fees within the limits prescribed under the Companies Act, 2013. Independent Directors are not serving as independent directors in more than seven listed companies as prescribed in Regulation 25 of the Listing Regulations. The Company is in conformity with Regulations 25 and 26 (1)(2)(4) of the Listing Regulations.

The Company has issued formal letters of appointment to Independent Directors in the manner as provided in the Companies Act, 2013 ("the Act"). The terms and conditions of appointment are disclosed on the website of the Company. All the independent directors have confirmed that they meet the criteria of independence as laid down under the Act and the Listing Regulations.

The Board normally meets four times a year and as and when required. The time gap between two Board Meetings has not exceeded the limit of one hundred and twenty days as specified under Regulations 17 of the Listing Regulations and Companies Act, 2013. During the financial year 2017-18, the Board of Directors had four (4) meetings. These were held on 25th May, 2017, 28th July, 2017, 7th November, 2017 and 28th January, 2018 respectively. The attendance of the Directors at the Board meeting is given elsewhere in this section.

All the meetings are conducted as per well designed and structured agenda. All the agenda items are backed by necessary notes setting out the details of the proposal, relevant material facts, supporting information and documents to enable the Board to take informed decisions. Agenda also includes draft resolutions and minutes of the meetings of all the last Board, Committees and Subsidiaries for consideration, approval and information of the Board. Any item not included in the agenda is taken up for consideration as per the provisions of the Secretarial Standard on Meetings of Board of Directors (SS-1). Agenda papers are circulated seven days prior to the Board Meeting.

All statutory and other significant and material information as mentioned in Part A of Schedule II of Regulation 17(7) of the Listing Regulations are placed before the Board to enable it to discharge its responsibility of strategic supervision of the Company as trustees of the shareholders. The Board also reviews periodically the compliance of all applicable laws. The members of the Board have the complete freedom to express their opinion and decisions are taken after detailed discussion.

Pursuant to the Corporate Governance provisions as specified in the Listing Regulations, the composition and categories of directors of the Board, details of Directorships held, Committee Memberships/Chairmanships held and attendance of the Director at the Board Meetings and previous Annual General Meeting (AGM) are as follows as on 31st March, 2018:

Sl. No.	Name of Director	DIN No.	Category	No. of Board Meetings attended	Last AGM attended	No. of Other Directorship(s)*	No. of Membership(s) / Chairmanship(s) of Board Committees in other Companies#	
							Member	Chairman
1.	Mr. Radhe Shyam Saraf+	00017962	Promoter /Non-Independent, Non-Executive Chairman	1	No	Nil	Nil	Nil
2.	Mr. Amal Chandra Chakrabortti	00015622	Independent Director	4	Yes	3	2	1
3.	Mr. Rama Shankar Jhawar	00023792	Independent Director	3	Yes	6	3	1
4.	Mr. Padam Kumar Khaitan	00019700	Independent Director	4	Yes	8	3	1
5.	Ms. Rita Bhimani	07106069	Independent/ Woman Director	4	Yes	1	Nil	Nil

## Asian Hotels (East) Limited

Sl. No.	Name of Director	DIN No.	Category	No. of Board Meetings attended	Last AGM attended	No. of Other Directorship(s)*	No. of Membership(s) / Chairmanship(s) of Board Committees in other Companies#	
							Member	Chairman
6.	Mr. Arun Kumar Saraf+	00339772	Promoter/Joint Managing Director	4	Yes	1	Nil	Nil
7.	Mr. Umesh Saraf+	00017985	Promoter /Joint Managing Director	4	Yes	5	Nil	Nil

\* The Directorship as mentioned above does not include Alternate Directorships and Directorships in Foreign Companies, Companies Registered under Section 8 of the Companies Act, 2013 and Private Limited Companies [excluding Asian Hotels (East) Limited].

# In accordance with Regulation 26 of the Listing Regulations, Memberships/Chairmanships of only the Audit Committee and Stakeholders' Relationship Committee in all Public Limited Companies [excluding Asian Hotels (East) Limited] have been considered.

+ No Directors other than Mr. Radhe Shyam Saraf, Mr. Arun Kumar Saraf and Mr. Umesh Saraf are related to each other. Mr. Radhe Shyam Saraf is the father of Mr. Arun Kumar Saraf and Mr. Umesh Saraf and further, Mr. Arun Kumar Saraf and Mr. Umesh Saraf are brothers.

### Familiarisation programme for Independent Directors

The Company has an ongoing familiarization programme for its Independent Directors, with respect to their roles, rights, responsibilities in the Company, nature of the industry in which the Company operates and business model of the Company. During the year, the Company organized several familiarisation programme wherein the Independent Directors were familiarized by the Hyatt Operations Team 30 minutes before every Board Meeting of the Company so as to enable them to understand the Company's operations, business, industry and environment. The details of familiarisation programme is disclosed at the weblink: <http://ahleast.com/policiespdf/Familiarization%20Programme%20for%20independent%20directors.pdf>

### Meeting of Independent Directors

Pursuant to Section 149 and Schedule IV of the Act and Regulation 25 of the Listing Regulations, separate meeting of the independent directors was held on 7th March, 2018 without the attendance of non-independent directors and members of management. All the independent directors of the company were present at the meeting. They reviewed the performance of non-independent directors, Committees and the Board as a whole and evaluated the performance of the Chairperson of the Company and found them to be satisfactory.

### Performance Evaluation

Pursuant to the provisions of the Act and Regulation 17 of the Listing Regulations, the Board has carried out the annual evaluation of its own performance, its Committees and Directors individually. A structured questionnaire was circulated in the draft forms, stating the criteria of the Board's functioning such as adequacy of the composition of the Board and its Committees, Board culture, execution and performance of specific duties, obligations and governance and independent directors performance. The process of evaluation of Board performance, Non-Executive Directors, Executive Directors, Board Chairman and Committees along with Board Diversity is detailed in the Board's Report. The performance evaluation policy along with the form covering various aspects as approved by the Board of Directors of the Company is available at the website of the Company viz. [www.ahleast.com](http://www.ahleast.com).

### COMMITTEES OF BOARD OF DIRECTORS

The Company has four (4) Board level Committees in accordance with the Listing Regulations & Companies Act, 2013.

#### 1) Audit Committee

The role and the terms of reference of the Audit Committee are in conformity with the provisions of Section 177 of the Act and Regulation 18 read with Part C of Schedule II of the Listing Regulations. The terms of reference of the Committee are wide enough to cover the matters specified for Audit Committee under the Act and the Listing Regulations.

As on 31st March, 2018, the Audit Committee comprises of three (3) Directors amongst which two (2) are Non-Executive Independent Directors namely Mr. Amal Chandra Chakrabortti and Mr. Rama Shankar Jhawar and one (1) is Joint Managing Director namely Mr. Umesh Saraf.

All the members of the Audit Committee are financially literate and possess sound knowledge on accounts, audit, finance, internal controls etc. Mr. Amal Chandra Chakrabortti, a fellow member of the Institute of Chartered Accountants in England & Wales and India, has wide experience in diverse fields particularly pertaining to the accounts, finance and taxation. Mr. Rama Shankar Jhawar, Chartered Accountant, is a renowned financial professional in the industry. Mr. Umesh Saraf is a highly experienced industrialist and has in-depth knowledge of financial, accounting management and core business of the Company.

During the financial year 2017-18, four (4) Audit Committee meetings were held on 25th May, 2017, 28th July, 2017, 7th November, 2017 and 28th January, 2018 respectively. Necessary quorum was present for all the meetings. The time gap between any two Audit Committee meetings did not exceed one hundred and twenty days.

Attendance of each Member at the Audit Committee meeting held during the year:

Name of the Chairman/Member	Status	Meetings Attended	Last AGM attended
Mr. Amal Chandra Chakrabortti (Independent Director)	Chairman	4	Yes
Mr. Rama Shankar Jhawar (Independent Director)	Member	3	Yes
Mr. Umesh Saraf (Joint Managing Director)	Member	4	Yes

Mr. Saumen Chatterjee, Chief Legal Officer & Company Secretary is the Secretary to the Audit Committee.

## Asian Hotels (East) Limited

Mr. Radhe Shyam Saraf, Chairman, Mr. Arun Kumar Saraf, Joint Managing Director, Mr. Bimal Kumar Jhunjhunwala, CFO & Vice President-Corporate Finance, Director of Finance and General Manager of the Hotel Hyatt Regency, Kolkata, along with the Statutory and Internal Auditors of the Company were also invited to attend the Meetings of the Audit Committee.

During the year, the Audit Committee reviewed key audit findings covering operational, financial and compliance areas, internal financial controls and financial reporting systems, related party transactions, functioning of the vigil mechanism and implementations of the Code of Conduct for Prevention of Insider Trading and the Code of Corporate Disclosure Practices.

### 2) Nomination and Remuneration Committee

The Nomination and Remuneration Committee was constituted to formulate the criteria for determining qualifications, positive attributes and independence of a director and recommend to the Board policies relating to the remuneration of the directors, key managerial personnel and other employees and diversity of board of directors, and evaluation of the performance of independent directors and the board of directors, identifying persons who are qualified to become directors and who may be appointed in senior management in accordance with the criteria laid down, and recommend to the Board of Directors their appointment and removal.

The role and the terms of reference of the Nomination and Remuneration Committee are in conformity with the provisions of Section 178 of the Act and Regulation 19 read with Part D of Schedule II of the Listing Regulations. During the year the Nomination and Remuneration Committee met on 7th March, 2018. The necessary quorum was present at the Meeting. The composition of the Nomination and Remuneration Committee as on 31st March, 2018 is as under:

Name of the Chairman/Member	Status	Meetings Attended	Last AGM attended
Mr. Rama Shankar Jhawar (Independent Director)	Chairman	1	Yes
Mr. Padam Kumar Khaitan (Independent Director)	Member	1	Yes
Mr. Amal Chandra Chakrabortti (Independent Director)	Member	1	Yes

Details of remuneration paid/payable to the Directors during the financial year ended 31st March, 2018:

#### (a) Joint Managing Directors

(Rs. in Lacs)

Name	Salary	Perquisites and allowances	Commission payable	Total amount paid/payable in 2017-18	Period of appointment
Mr. Arun Kumar Saraf	163.20	–	–	163.20	5 years starting from 4th August 2015
Mr. Umesh Saraf	108.00	55.32	–	163.32	5 years starting from 22nd February 2015

Reference may be made to the Postal Ballot Notice dated 30th October, 2015 for details of remunerations for the two Joint Managing Directors. Further, the above resolution in respect of remuneration and in case of inadequacy of profits was approved by the members for a period of three (3) years which expired on 31st March, 2018.

Based on the recommendation of the Nomination and Remuneration Committee, the same remuneration as paid in accordance with the Postal Ballot passed on 18th December, 2015 for Mr. Arun Kumar Saraf and Mr. Umesh Saraf, Joint Managing Directors of the Company anticipating inadequacy of profits for the remaining currency of their tenure ie. from 1st April, 2018 till 3rd August, 2020 and from 1st April, 2018 till 21st February, 2018 respectively has been approved by the Board. The Board of Directors of the Company have sought the approval of the Members through Special Resolution in the ensuing Annual General Meeting of the Company. The elements of remuneration package and other details as prescribed in Section 197 of the Act read with Schedule V is provided in the Notice calling Annual General Meeting of the Company.

The Company does not have any stock option plan or performance linked incentive or benefits or bonus or severance fees for the Joint Managing Directors. The Joint Managing Directors do not have any notice period or service contracts with the Company. Their appointment is governed by the ordinary resolution passed by the members at the 8th Annual General Meeting of the Company on 31st July, 2015. Further, no stock options were granted to Non-Executive Directors during the year under review.

#### (b) Non-Executive Directors /Independent Director:

Name	Sitting fees (Rs.)*
Mr. Radhe Shyam Saraf	50,000
Mr. Amal Chandra Chakrabortti	3,50,000
Mr. Rama Shankar Jhawar	2,70,000
Mr. Padam Kumar Khaitan	2,30,000
Ms. Rita Bhimani	2,30,000

\* No remuneration other than sitting fees for attending Board and Committee Meetings and separate meeting of independent directors was paid to the Non-Executive Directors.

Mr. Saumen Chatterjee, Chief Legal Officer & Company Secretary acts as Secretary to the Nomination and Remuneration Committee.

The Company paid sitting fees of Rs. 50,000/- per meeting to the Non-Executive Directors for attending meetings of the Board and paid Rs. 30,000/- as sitting fees for attending the meetings of the Executive Committees of the Board. Further, Rs. 30,000/- was also paid as sitting fees to the Independent Directors who attended the meeting of the Independent Directors.

The Board approved to enhance the sitting fees for attending the Independent Directors meetings on 9th May, 2018 w.e.f. the next meeting.

There were no other shares and convertible instruments held by Non-Executive Directors of the Company except Mr. Radhe Shyam Saraf holding 32,84,680 equity shares of the Company as on 31st March, 2018. There were no pecuniary relationships or transaction between any of the Non- Executive Directors and the Company except Mr. Radhe Shyam Saraf being the Chairman of the Company.

## Asian Hotels (East) Limited

### 3) Stakeholders Relationship Committee

The Stakeholders Relationship Committee's composition and terms of reference are in compliance with the provisions of the Companies Act, 2013 and Regulation 20 of the Listing Regulations. The Committee is primarily responsible to review all matters connected with the transfer and transmission of shares, issue of duplicate/re-materialised shares and consolidation and splitting of certificates etc. and handling/redressal of shareholders'/investors' complaints. With a view to regulate trading in securities by the directors and designated employees, the Committee also monitors implementation and compliance of the Company's Code of Conduct for prohibition of insider trading in pursuance of Securities and Exchange Board of India (Prohibition of Insider Trading) Regulations, 2015.

The composition of the Committee along with the attendance details is as under:

Name of the Chairman/Member	Status	Meetings Attended	Last AGM attended
Mr. Padam Kumar Khaitan (Independent Director)	Chairman	1	Yes
Mr. Rama Shankar Jhawar (Independent Director)	Member	1	Yes
Mr. Umesh Saraf (Joint Managing Director)	Member	1	Yes

The Committee met on 28th January, 2018. All the members were present at the Meeting.

The total number of complaints received and replied to the satisfaction of shareholders during the year under review were 97. There was no pending complaints as on 31st March, 2018. Further, all the requests for transfer of shares have also been processed in time and no transfer was pending for registration for more than 15 days as on 31st March, 2018.

Minutes of meetings of the Share Transfer and Stakeholders Relationship Committee/Resolutions by Circulations are circulated to the Board.

#### Compliance Officer

Mr. Saumen Chatterjee, Chief Legal Officer & Company Secretary is the Compliance Officer and acts as Secretary to the Committee.

#### Executive Share Transfer Committee

Pursuant to Regulation 40(2) of the Listing Regulations and to expedite the process of share transfers, the Board has an Executive Share Transfer Committee comprising of CFO & Vice President – Corporate Finance and Chief Legal Officer & Company Secretary.

#### Terms of reference:

Terms of the reference of the Executive Share Transfer Committee are described as follows:

- To approve transfer of shares including taking note of transfer of shares in demat mode, transmission of shares, transposition of names of the shareholders, deletion of name of shareholders and change of name/surname of the shareholders;
- The Executive Share Transfer Committee executes its role for prevention of Insider Trading under the code framed in terms of Securities Exchange Board of India (Prohibition of Insider Trading) Regulations, 2015.

The Committee meets on a need basis or at least once in every ten (10) days to dispose of the business of the Committee, if any. The minutes of the Executive Share Transfer Committee are placed at the Board Meetings of the Company periodically.

### 4. Corporate Social Responsibility (CSR) Committee

In accordance with the provisions of Section 135 of the Act, the Company has constituted a CSR Committee for social activities. The Committee's primary responsibility is to assist the Board in discharging its social responsibilities by way of formulating and monitoring implementation of the framework of the CSR Policy, observe practices of Corporate Governance at all levels and to suggest remedial measures wherever necessary. The broad terms of the CSR Committee covers various aspects in relation to Section 135 of the Act read with Companies (Corporate Social Responsibility) Rules, 2014. During the year the CSR Committee met twice on 28th January, 2018 and 29th March, 2018. The composition of the Committee is as under:

Name of the Members	Status	Meetings Attended
Mr. Arun Kumar Saraf (Joint Managing Director)	Chairman	2
Mr. Rama Shankar Jhawar (Independent Director)	Member	2
Mr. Umesh Saraf (Joint Managing Director)	Member	2

All the members were present at the meetings. Please refer to Annexure VIII of the Directors' Report for details of CSR Activities of the Company for the financial year 2017-18.

### DIRECTORS' REPORT ON GENERAL BODY MEETINGS

#### A) Particulars of last three Annual General Meetings:

Financial Year	Nature of meeting	Venue	Date	Time	Special Resolutions passed
2016-17	10th Annual General Meeting	Regency Ball Room, Hyatt Regency Kolkata, JA-1, Sector-III, Salt Lake City, Kolkata- 700098, West Bengal.	Friday, 28th July, 2017	4:00 p.m.	There was no matter which required passing of Special Resolution

## Asian Hotels (East) Limited

Financial Year	Nature of meeting	Venue	Date	Time	Special Resolutions passed
2015-16	9th Annual General Meeting	Regency Ball Room, Hyatt Regency Kolkata, JA-1, Sector-III, Salt Lake City, Kolkata- 700098, West Bengal.	Wednesday, 10th August, 2016	11:00 a.m.	i) Borrowings under Section 180(1)(c) of the Companies Act, 2013. ii) Sell, mortgage or charge any movable assets of the Company under Section 180 (1) (a) of the Companies Act, 2013. iii) Investment of Company's surplus funds under Section 186 of the Companies Act, 2013.
2014-15	8th Annual General Meeting	Regency Ball Room, Hyatt Regency Kolkata, JA-1, Sector-III, Salt Lake City, Kolkata-700098, West Bengal.	Friday, 31st July, 2015	10:00 a.m.	Adoption of new set of Article of Association

All Special Resolutions passed in the previous three Annual General Meetings of the Company were passed with requisite majority of shareholders.

### B) Postal Ballot:

During the last financial year 2016-17, there was no special resolution passed through Postal Ballot under Section 110 of Companies Act, 2013 read with the Companies (Management and Administration) Rules, 2014.

Further, there is no immediate proposal for passing any resolution through Postal Ballot. None of the businesses proposed to be transacted at the ensuing Annual General Meeting require passing a resolution through Postal Ballot.

### C) Passing of resolution by circulation

During the year under review, in view of resignation of Mr. Ashis Chattopadhyay, Director of Finance of Hyatt Regency Kolkata, it was proposed to substitute the name of Ms. Riya Sharma, Finance Manager in place of Mr. Ashis Chattopadhyay as a signatory of those accounts where Mr. Ashis Chattopadhyay was one of the signatories with the existing limit and keeping other mode of operations unchanged and same.

Pursuant to Section 175 of the Act read with the Secretarial Standard – 1, the Board of Directors of the Company were requested to signify their assent or dissent to the Resolution for the above matter by within seven days from 7th April, 2018. The resolution was passed by the requisite majority on 9th April, 2018.

### MEANS OF COMMUNICATION

The quarterly results of the Company i.e. unaudited accompanied with the Limited Review Report for the first 3 quarters and audited accompanying the auditors report for the fourth quarter is uploaded at the online filings of the stock exchanges, disseminated at the Company's website and published at the respective newspapers as stipulated under the law after the Board of Directors at its meetings approve the same.

Necessary reports, statements, documents, filing and any other information are filed with the electronic platform of the stock exchanges. The Company normally publishes the financial results in the Business Standard, an English daily newspaper having all India circulation and in Ekdin, a regional daily newspaper published in the language of the region where the registered office of the Company is situated (all editions).

The Company maintains a functional website containing all prescribed information as mentioned in the Regulation 46 of the Listing Regulations. The Company does not displays official news releases or make presentations for the institutional investors or the analysts as it is not relevant for the Company at present.

Further, all periodical compliance filings like shareholding patterns, corporate governance report, corporate announcements etc. are filed electronically on NEAPS, a web based application designed by NSE and on BSE Listing Centre, a web based application designed by BSE for corporates. The Company has also filed the mandatory filings in XBRL mode as mandated by the BSE Listing Centre vide its circulars to listed entities. The investor complaints are processed in SEBI Complaints Redressal Systems (SCORES), a centralized web based complaints redressal system.

### GENERAL SHAREHOLDERS' INFORMATION

#### Annual General Meeting

**Day, Date & Time** : Monday, 27th August, 2018 at 11:00 a.m.

**Venue** : Regency Ball Room, Hyatt Regency Kolkata, JA-1, Sector III, Salt Lake City, Kolkata – 700 098.

**Financial Year** : 2017 - 18

**Financial Calendar** :

1st Quarterly Results  
2nd Quarterly/ Half yearly Results  
3rd Quarterly Results } Within 45 days from the end of the quarter

Audited yearly Results for the year ending 31st March 2019 : Within 60 days of the end of the Financial Year.

**Date of Book Closure** : 18th August, 2018 to 27th August, 2018. (both days inclusive)

**Dividend Payment date** : Within 30 days from the date of declaration



## Asian Hotels (East) Limited

### Listing on Stock Exchanges

Details of listing of equity shares of the Company:

Sl.No.	Name and address of the Stock Exchanges	Scrip Code/ Symbol	ISIN
1.	BSE Limited (BSE), Phiroze Jeejeebhoy Towers, Dalal Street, Mumbai-400 001	533227	INE926K01017
2.	National Stock Exchange of India Ltd. (NSE), Exchange Plaza, C-1, Block-G, Bandra – Kurla Complex, Bandra (East), Mumbai – 400 051	AHLEAST	

Annual listing fees as prescribed, has been paid by the Company to the above Stock Exchanges for the financial year 2018-19.

Annual Custody/Issuer fee for the financial year 2018-19 has been paid by the Company to National Securities Depository Limited (NSDL) and Central Depository Services (India) Limited (CDSL) on receipt of the invoices.

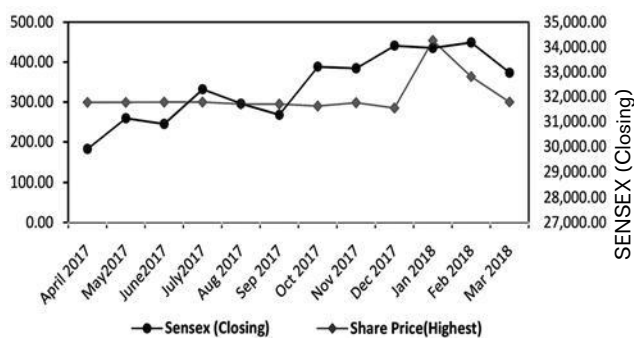
**Corporate Identity Number (CIN):** L15122WB2007PLC162762

### Market Price Data during the period from April, 2017 to March, 2018

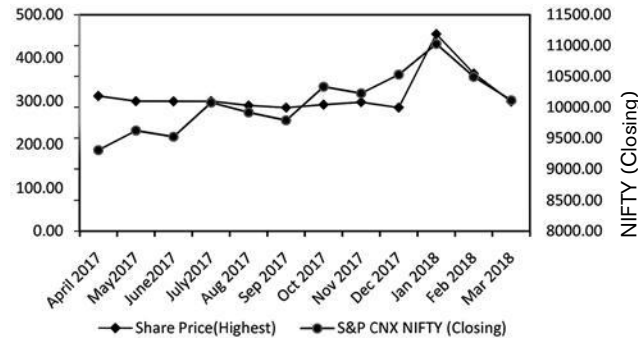
Month	BSE				NSE			
	High Rs.	Low Rs.	Total Number of Shares Traded	Sensex (Closing)	High Rs.	Low Rs.	Total Number of Shares Traded	S&P CNX NIFTY (Closing)
April 2017	298.95	218.00	32686	29,918.40	312.00	216.15	1,413	9304.05
May 2017	298.95	259.50	21955	31145.8	299.90	255.55	1,166	9621.25
June 2017	299.95	282.20	13,815	30921.61	299.50	280.00	514	9520.90
July 2017	299.95	280.00	1,644	32309.88	300.00	271.25	601	10077.10
August 2017	294.85	260.00	5,793	31730.49	289.90	262.70	578	9917.90
September 2017	294.75	260.00	39,218	31283.72	285.00	262.80	1,086	9788.60
October 2017	290.00	253.30	30,175	33213.13	291.85	252.25	991	10335.30
November 2017	298.00	259.00	34,839	33149.35	297.80	255.00	2,216	10226.55
December 2017	285.00	260.00	11,029	34056.83	285.00	254.00	660	10530.70
January 2018	454.00	267.55	190,367	33965.02	455.70	367.10	21,059	11027.70
February 2018	363.70	265.00	44,557	34184.04	363.85	265.00	4,450	10492.85
March 2018	300.00	251.75	11,627	32968.68	298.95	250.00	710	10113.70

### Performance of the share price of the company in comparison to BSE Sensex and NSE Nifty :-

#### BSE - Share Price Performance (April 2017 to March 2018)



#### NSE - Share Price Performance (April 2017 to March 2018)



### Registrar and Share Transfer Agent

Karvy Computershare Private Limited  
Karvy Selenium Tower B  
Plot No. 31 & 32, Gachibowli, Financial District,  
Nanakramguda, Serilingampally,  
Hyderabad – 500 032, Telangana, India  
Tel : +91 40 23312454  
Fax No. 040-23420814  
E-mail: mailmanager@karvy.com

Karvy Computershare Private Limited  
49, Jatin Das Road, Kolkata 700 029  
Tel No. 033- 2464 4891/ 7231/2463-4787-89  
Website: www.karvy.com

## Asian Hotels (East) Limited

### Share Transfer System

Requests for dematerialization of shares being in order is generally processed within 21 days of receipt of the request and the confirmation is given to the respective depositories i.e., National Securities Depository Limited (NSDL) and Central Depository Services (India) Limited (CDSL).

Share transfers in physical form are generally registered within a fortnight from the date of receipt subject to the documents being valid and complete in all respects. A summary of transfer/transmission of securities of the Company is placed at quarterly Board Meeting and Executive Share Transfer Committee which consider and approve the transfer proposals.

Further, the company also obtains from a Company Secretary in practice half-yearly certificate to the effect that all the certificates have been issued within thirty days of the date of lodgment of transfer, sub-division, consolidation and renewal as required under Regulation 40(9) of the Listing Regulations and files a copy of the said certificate with the Stock Exchanges. The Company affirms that no shareholders' complaints were lying pending as on 31st March, 2018 under SCORES.

### Distribution of Shareholding as on 31st March, 2018

Sl. No.	Category	Cases	% of Cases	Amount (Rs.)	% Amount
1	upto 1 - 5000	11408	96.16	6596380.00	5.72
2	5001 - 10000	234	1.97	1663240.00	1.44
3	10001 - 20000	94	0.79	1305640.00	1.13
4	20001 - 30000	31	0.26	777580.00	0.68
5	30001 - 40000	22	0.19	769900.00	0.67
6	40001 - 50000	13	0.11	607340.00	0.53
7	50001 - 100000	26	0.22	1926150.00	1.67
8	100001 & ABOVE	35	0.30	101631740.00	88.16
	<b>Total:</b>	<b>11863</b>	<b>100.00</b>	<b>115277970.00</b>	<b>100.00</b>

### No. of Shares (As on 31st March, 2018)

**Physical Mode** : 248862

#### Electronic Mode:

-NSDL : 10674212

-CDSL : 604723

### Dematerialisation of Equity Shares

1,12,78,935 shares (equivalent to 97.84%) of the total outstanding shares of the Company are held in dematerialized form as on 31st March, 2018. The Company's shares are compulsorily traded in dematerialized form and are available for trading on both the depositories viz. NSDL and CDSL. During the financial year 2017-18 the Company has not issued GDRs/ADRs/Warrants or any Convertible Instruments likely to impact on equity.

### Shareholding Pattern as on 31st March, 2018

Category	No. of Shares held	% of shareholding
<b>A. Promoter &amp; Promoter Group</b>		
-Indian	33,463	0.29
-Foreign	75,32,657	65.34
<b>Total Promoter &amp; Promoter Group Shareholding</b>	<b>75,66,120</b>	<b>65.63</b>
<b>B. Public Shareholding</b>		
-Banks	632704	5.49
-NBFC	242	0.00
-Mutual Funds	425	0.00
-Insurance Companies	603576	5.24
-Body Corporate	1023446	8.88
-Indian Financial Institutions	6430	0.06
-Resident Individuals	1388844	12.05
-IEPF	73498	0.64
-Clearing Members	6363	0.06
-Foreign Corporate Bodies	38803	0.34
-Trusts	10	0.00
-Foreign Institutional Investors/Foreign Portfolio Investors	53314	0.45
-Non Resident Indians	134022	1.16
<b>Total Public Shareholding</b>	<b>39,61,677</b>	<b>34.37</b>
<b>Total (Promoter &amp; Promoter + Public Shareholding)</b>	<b>1,15,27,797</b>	<b>100</b>

## Asian Hotels (East) Limited

### Hotels Location

Hyatt Regency Kolkata  
Plot JA-1, Sector III,  
Salt Lake City  
Kolkata - 700 098

Hyatt Regency Chennai  
365, Anna Salai,  
Teynampet  
Chennai - 600 018

### Address for correspondence

The investor may address their correspondence directly to the Legal & Secretarial Department located at the registered office of the Company (as detailed below) or to the Registrar & Share Transfer Agent at the addresses mentioned in this Report.

### Registered Office Address

Asian Hotels (East) Limited  
Legal & Secretarial Department  
Hyatt Regency Kolkata  
JA-1, Sector III, Salt Lake City, Kolkata - 700 098  
Telephone No. :033-2517-1009/1012  
Fax No. : 033-2335-8246  
Email id : soumyasaha@sarafhotels.com

### Commodity price Risk or Foreign Exchange Risk and Hedging Activities

The Company follows advance payment system while importing consumable/consumer goods. Therefore there is no commodity price risk or foreign risk as such involved.

### Reconciliation of Share Capital Audit

As stipulated by Securities and Exchange Board of India (SEBI), a Reconciliation of Share Capital Audit by a Practicing Company Secretary is carried out at the end of every quarter to reconcile the total admitted capital with National Securities Depository Limited (NSDL) and Central Depository Services (India) Limited (CDSL) and the total issued and listed capital of the Company. The said audit confirms that the total issued/paid-up capital tallies with the total number of shares in physical form and the total number of dematerialized shares held with NSDL and CDSL and the report is submitted to stock exchanges and is also placed before the Board of Directors. No discrepancies were noticed during these audits.

### Unclaimed Suspense Account

In terms of Schedule F of the Regulation 34(3) of Listing Regulations, the following details are provided in respect of the unclaimed suspense account of the Company:-

Sl. No.	Particulars	Number of shareholders	Number of equity shares
1.	Aggregate Number of shareholders and the outstanding shares in the unclaimed suspense account lying as on 1st April, 2017.	805	58318
2.	Number of shareholders who approached the Company for transfer of shares from the unclaimed suspense account during the financial year 1st April, 2017 to 31st March, 2018.	15	1171
3.	Number of shareholders to whom shares were transferred from the unclaimed suspense account during the financial year 1st April, 2017 to 31st March, 2018.	15	1171
4.	Transferred to IEPF	649	34450
5.	Aggregate number of shareholders and outstanding shares lying in the unclaimed suspense account as on 31st March, 2018.	141	22697

The voting rights on the shares outstanding in the unclaimed suspense account as on 31st March, 2018 shall remain frozen till the rightful owner of such shares claims the shares.

### Equity Dividend History of the Company

Financial Year	Date of Declaration	Equity Dividend per share (Rs.)
2014-15	31st July 2015	2.00/-
2015-16	10th August, 2016	2.00/-
2016-17	28th July, 2017	2.00/-

### Transfer of unpaid/unclaimed equity dividend to Investors Education & Protection Fund (IEPF)

The dividend for the undernoted years, if unclaimed for seven years, will be transferred by the Company to the IEPF in accordance with the schedule given below:

Financial Year	Date of Declaration	Date of payment	Date on which dividend will become part of IEPF
2010-11	24th August, 2011	30th August, 2011	29th September, 2018
2011-12	19th July, 2012	27th July, 2012	24th August, 2019
2012-13	8th August, 2013	16th August, 2013	13th September, 2020
2013-14	30th July, 2014	8th August, 2014	4th September, 2021
2014-15	31st July, 2015	10th August, 2015	5th September, 2022
2015-16	10th August, 2016	20th August, 2016	15th September, 2023
2016-17	28th July, 2017	8th August, 2017	3rd September, 2024

## *Asian Hotels (East) Limited*

Pursuant to Sections 124 and 125 of the Companies Act, 2013 read with the Investor Education and Protection Fund Authority (Accounting, Audit, Transfer and Refund) Rules, 2016 as amended from time to time, any money transferred to the Unpaid Dividend Account which remains unpaid or unclaimed for a period of seven years from the date of such transfer shall be transferred by the Company to the Investor Education and Protection Fund (IEPF) established by the Central Government within a period of thirty (30) days of such amounts becoming due to be credited to the fund.

Further, all such shares in respect of which dividend has not been paid or claimed for seven consecutive years shall be transferred by the Company in the name of IEPF within a period of thirty (30) days of such shares becoming due to be transferred to the fund.

In respect of the above, during the year under review, the Company has intimated the stock exchanges along with the public announcements and individual letters to the concerned shareholders have been sent as reminders to the shareholders to claim their unpaid dividend amount and shares for the financial year 2009-10 by the due date 4th November, 2017. The amount of unpaid dividend transferred to IEPF was Rs. 4,09,623/- and 73623 shares were transferred in the name of IEPF. Rs. 12,390 with it respective 4130 shares were restrained shares and could not be transferred.

All the above transfers were intimated to the IEPF Authority by filling stipulated e-forms and the same is also uploaded on the website of the Company viz. [www.ahleast.com](http://www.ahleast.com). The voting rights on the shares transferred to IEPF Authority shall remain frozen till the rightful owner claims the shares. Mr. Saumen Chatterjee, Chief Legal Officer & Company Secretary was appointed as the nodal officer for co-ordination with the IEPF Authority by the Board.

### **Exclusive e-mail id for Investors' Grievances**

Pursuant to Regulation 46 of the Listing Regulations, the e-mail id [investorrelations@ahleast.com](mailto:investorrelations@ahleast.com) has been designated for registering investors' grievances.

### **SUBSIDIARIES**

The Company has two unlisted subsidiaries namely GJS Hotels Limited and Regency Convention Centre and Hotels Limited and one unlisted step down subsidiary namely Robust Hotels Private Limited, owning company of Hyatt Regency Chennai. GJS Hotels Limited is wholly owned and an unlisted subsidiary.

The Audit Committee reviews the consolidated financial statements of the Company as well as the financial statement of the subsidiaries, in particular the investments made by the unlisted subsidiary companies. The minutes of the Board Meetings, along with a report of the significant transactions and arrangements of the unlisted subsidiaries of the Company are periodically placed before the Board of the Directors of the Company. The Company has formulated a policy for determining 'material subsidiaries' which has been put up on website of the Company at the weblink <http://ahleast.com/policiespdf/Policy%20on%20Material%20Subsidiary.pdf>. During the year, the Company has not disposed of any shares in its material subsidiary or disposed or leased the assets amounting to more than twenty (20) percent of the assets of the material subsidiary.

### **DISCLOSURES**

- i) **Related Party Transactions** – The Company's major related party transactions are generally with its subsidiaries and entities controlled by the Directors or their Relatives. All the contracts/arrangements/transactions entered by the Company during the financial year with related parties were in its ordinary course of business and on arm's length basis. There are no materially significant related party transactions of the Company which have potential conflict with the interests of the Company at large. Details of all related party transactions are given in the notes to the Financial Statements. The omnibus approval of the Audit Committee is taken for all proposed related party transactions to be entered into during the forthcoming year and the details of all related party transactions actually entered into in the preceding quarter is placed before them. The Board has adopted Related Party Transaction Policy for determining the materiality of related party transactions and also on the dealings with related parties. This Policy has been placed in the website of the Company at the weblink <http://ahleast.com/policiespdf/Policy%20on%20Related%20Party%20Transaction.pdf>.
- ii) **Statutory Compliance, penalties and structures** - The Company has complied with the requirements of the Stock Exchanges, Securities Exchange Board of India and statutory authorities on all matters related to capital markets during the last three years. No strictures or penalties were imposed on the Company by these authorities.
- iii) **Accounting treatment in preparation of Financial Statements** – The Financial Statements have been prepared in accordance with Indian Accounting Standards (Ind AS) as per the Companies (Indian Accounting Standards) Rules, 2015 notified under Section 133 and other relevant provisions of the Act.
- iv) **Risk Management** - The Company has a well defined risk management framework in place. The Company periodically reviews the key risks and the risk assessment and mitigation procedures to ensure that the critical risks are controlled by the executive management through means of a properly defined framework.
- v) The Company has complied with all the applicable requirements of the Listing Regulations. The Company has adopted a suitable reporting system on compliances of all major laws applicable to the Company, which is placed before the Board of Directors of the Company at its periodic meeting.
- vi) **Whistle Blower Policy and Vigil Mechanism** - The Company has adopted a Whistle Blower Policy to provide a formal vigil mechanism to the Directors and employees to report their genuine concerns about any unethical behaviour, actual or suspected fraud or violation of your Company's Code of Conduct. It is affirmed that no personnel of the Company has been denied access to the Chairman of the Audit Committee. Other details of this policy forms a part of Board's Report.
- vii) The Company has not adopted the non-mandatory requirements of the Listing Regulations.

### **COMPLIANCE**

#### **• Code of Conduct**

The Company has in place a comprehensive code of conduct ("The Code") applicable to the Directors and employees. The Code is applicable to the Non-Executive Directors including Independent Directors to such an extent as may be applicable to them depending on their roles and responsibilities. The Code gives guidance and support needed for ethical conduct of business and compliance of law. The full text of the Code is displayed at Company's website [www.ahleast.com](http://www.ahleast.com).

All Directors and the Senior Management Personnel have affirmed in writing their adherence to the above Code. In compliance with Schedule

## *Asian Hotels (East) Limited*

V of Regulation 34(3) of the Listing Regulations a declaration signed by the Joint Managing Director is attached and forms part of the Annual Report of the Company.

- **Corporate Governance Compliance**

The Company has complied with the requirements as laid down in Regulations 17 to 27, Schedule V of Regulation 34(3) and Regulation 46 of the Listing Regulations for the purpose of Corporate Governance. A compliance certificate has been obtained from M/s. D Raut & Associates, Practising Company Secretaries.

- **Code of Conduct And Code of Fair Disclosure Under Securities and Exchange Board of India (Prohibition of Insider Trading) Regulations, 2015**

The Company has adopted two Codes namely - Code of Conduct and Code of Fair Disclosure for Prevention of Insider Trading and disclosure of Unpublished Price Sensitive Information by the Company under the SEBI (Prohibition of Insider Trading) Regulations, 2015. The Code lays down guidelines for procedures to be followed and disclosures to be made by the connected persons and designated persons while trading in securities of the Company. The Company has appointed Mr. Saumen Chatterjee, Chief Legal Officer & Company Secretary as the Compliance Officer to ensure timely, adequate uniform and universal dissemination of information and disclosure of Unpublished Price Sensitive Information and for ensuring compliance with and for the effective implementation of the Regulations and Code across the Company. The full text of the Code is displayed at Company's [website www.ahleast.com](http://www.ahleast.com)

### **CEO/CFO CERTIFICATION**

The Joint Managing Director and CFO & Vice President-Corporate Finance of the Company have issued necessary certificate to the Board at its meeting held on 9th May, 2018 in respect of the financial year ended 31st March, 2018 pursuant to the Schedule II of Regulation 17(8) of the Listing Regulations and the same is attached and forms part of the Annual Report.

### **NON-MANDATORY REQUIREMENTS**

1. **Office of the Chairman of the Board and re-imbursement of expenses by the Company**

The Chairman of the Company is a Non-executive Director and no reimbursement of his expenses is made by the Company at present. Further, the Board of Directors of the Company at its meeting held on 28th January, 2018 approved an amount not exceeding Rs. 1,00,000/- per month i.e. Rs.12,00,000/- per annum for reimbursement of the expenses of the Chairman's office.

2. **Shareholders' Rights**

The Company's financial results are published in the newspapers and also posted on its own website: [www.ahleast.com](http://www.ahleast.com). Hence, the financial results are not sent to the shareholders. However, the Company furnishes the financial results on receipt of request from the shareholders.

3. **Modified Opinion in Audit Report**

The Company, at present, does not have any modification in the audit opinion.

4. **Separate posts of Chairman and CEO**

The Company has a separate post of Chairman who is a Non-Executive Chairman. It has no separate post of CEO.

5. **Reporting of Internal Auditor**

The Company's Internal Auditor has the access of reporting directly to the Audit Committee.

For and on behalf of the Board of Directors

Chennai  
9th May, 2018

**Umesh Saraf**  
Joint Managing Director  
(DIN: 00017985)

**Rama Shankar Jhawar**  
Director  
(DIN: 00023792)



**Annual Report on Corporate Social Responsibility (CSR) activities for the financial year 2017-18:**

1. **Brief outline of the Corporate Social Responsibility (CSR) Policy:** A brief outline of the Company's CSR Policy including overview of projects or programs proposed to be undertaken and a reference to the web-link to the CSR Policy and projects or programs:

Based on the recommendation of the CSR Committee, the Board of Directors had formulated a CSR Policy. As per the Policy statement, the Company's CSR Policy will focus on all areas included in Schedule VII of the Companies Act, 2013 but mainly on addressing the critical social, economic and educational needs of the society and addressing to the health issues prevailing in the society.

The CSR Policy was approved by the Board of Directors at its Meeting held on 30th July, 2014 and which is available on the Company's website: www.ahleast.com.

2. **Composition of CSR Committee of the Board:**

The CSR Committee comprises of the following Board Members :-

Mr. Arun Kumar Saraf, Joint Managing Director as Chairman

Mr. Umesh Saraf, Joint Managing Director as Member

Mr. Rama Shankar Jhawar, Independent Non-Executive Director as Member.

3. **Average net profit of the Company for the last three financial years:**

The average net profit for the last three financial years is Rs. 12.75 crores.

4. **Prescribed CSR Expenditure (2% of the amount mentioned in item 3 above):**

The Company is required to spend Rs. 26 lacs (approx) towards CSR for the financial year 2017-18.

5. **Details of CSR spent during the financial year 2017-18:**

- i) Total amount to be spent for the financial year : Rs. 26,58,880/- (approx)  
 ii) Amount unspent, if any : Nil  
 iii) Manner in which the amount spent during the financial year : Details given below

(Amount in Rs.)

Sl. No.	CSR Project or activity	Sector in which the project is covered	Projects or programmes 1) Local area or other 2) Specify the state and district where the project or program was undertaken	Amount outlay (budget) project or programs wise	Amount spent on the projects or programs Sub-heads: 1) Direct expenditure on projects or programs 2) Overheads	Cumulative expenditure upto the reporting period	Amount spent Direct or through implementing Agency
1.	M/s. FCS Foundation	Trust promoting education	Punjab	26,00,000	26,00,000	26,00,000	-
2.	Indian Association of Blood Cancer & Allied Diseases	Health care, Hospital	Kolkata	58,880	58,880	58,880	-
	<b>Total</b>			<b>26,58,880</b>	<b>26,58,880</b>	<b>26,58,880</b>	<b>-</b>

6. In case the Company has failed to spend the two percent of the average net profit of the last three financial years or any part thereof, the company shall provide the reasons for not spending the amount in its Board report – **Not applicable.**

7. **Responsibility Statement:**

The Responsibility Statement of the Corporate Social Responsibility Committee of the Board of Directors of the Company is reproduced below:

'The implementation and monitoring of Corporate Social Responsibility (CSR) Policy, is in compliance with CSR objectives and policy of the Company.'

**Mr. Arun Kumar Saraf**

Chairman of CSR Committee

(DIN : 00339772)

**Mr. Rama Shankar Jhawar**

Member

(DIN : 00023792)

Chennai

9th May, 2018

**Form No. MGT - 9**  
**EXTRACT OF ANNUAL RETURN**

**As on the financial year ended on 31st March, 2018**

[Pursuant to section 92(3) of the Companies Act, 2013 and rule 12(1) of the Companies (Management and Administration) Rules, 2014]

**I. REGISTRATION AND OTHER DETAILS:**

- i) CIN : L15122WB2007PLC162762
- ii) Registration Date: 08/01/2007
- iii) Name of the Company: Asian Hotels (East) Limited
- iv) Category / Sub-Category of the Company: Company limited by shares / Indian Non Government Company
- v) Address of the Registered office and contact details: Hyatt Regency Kolkata, JA-1, Sector – III, Salt Lake City, Kolkata – 700098, West Bengal, India
- vi) Whether listed company: Yes
- vii) Name, Address and Contact details of Registrar and Transfer Agent: Karvy Computershare Private Limited, Karvy Selenium Tower B, Plot No. 31 & 32, Gachibowli, Financial District, Nanakramguda, Serilingampally, Hyderabad – 500032, Telangana, India, Tel : +91 40 23312454

**II. PRINCIPAL BUSINESS ACTIVITIES OF THE COMPANY**

All the business activities contributing 10% or more of the total turnover of the company shall be stated:-

Sl. No.	Name and Description of main products / services	NIC Code of the Product/ service	% to total turnover of the company
1.	Room	55101	43.77%
2.	Food & Smoke	5610 & 5621	40.40%

**III. PARTICULARS OF HOLDING, SUBSIDIARY AND ASSOCIATE COMPANIES-**

Sl. No.	Name and address of the Company	CIN/GLN	Holding/ Subsidiary/ Associate	% of Shares Held	Applicable Section
1	GJS Hotels Ltd. Hyatt Regency Kolkata, JA-1, Sector – III, Salt Lake City, Kolkata – 700098.	U55101WB2002PLC160608	Subsidiary	100%	2(87) of Companies Act, 2013
2	Regency Convention Centre and Hotels Limited Hyatt Regency Kolkata, JA-1, Sector – III, Salt Lake City, Kolkata – 700098.	U74899WB1994PLC160633	Subsidiary	58.99%	2(87) of Companies Act, 2013
3	Robust Hotels Private Limited 365, Annasalai, Teynampet, Chennai - 600018	U55101TN2007PTC062085	Step- down Subsidiary	100%*	2(87) of Companies Act, 2013

\* 80.53 % held through GJS Hotels Limited

*Asian Hotels (East) Limited*

**IV. SHARE HOLDING PATTERN (Equity Share Capital Break up as percentage of Total Equity)**

i) Category-wise Share Holding

Category Code	Category of shareholder	No. of shares held at the beginning of the year 01/04/2017				No. of shares held at the end of the year 31/03/2018				% Change during the year
		Demat	Physical	Total	% of total shares	Demat	Physical	Total	% of total shares	
(I)	(ii)	(iii)	(iv)	(v)	(vi)	(vii)	(viii)	(ix)	(x)	(xi)
<b>(A)</b>	<b>Promoter and promoter group</b>									
(1)	INDIAN									
(A)	Individual /HUF	33463	0	33463	0.29	33463	0	33463	0.29	0.00
(B)	Central government/state government(s)	0	0	0	0.00	0	0	0	0.00	0.00
(C)	Bodies corporate	0	0	0	0.00	0	0	0	0.00	0.00
(D)	Financial institutions / banks	0	0	0	0.00	0	0	0	0.00	0.00
(E)	Others	0	0	0	0.00	0	0	0	0.00	0.00
	<b>Sub-Total A(1) :</b>	<b>33463</b>	<b>0</b>	<b>33463</b>	<b>0.29</b>	<b>33463</b>	<b>0</b>	<b>33463</b>	<b>0.29</b>	<b>0.00</b>
(2)	FOREIGN									
(A)	Individuals (NRIs/Foreign Individuals)	3902027	0	3902027	33.85	3902027	0	3902027	33.85	0.00
(B)	Bodies corporate	3630630	0	3630630	31.49	3630630	0	3630630	31.49	0.00
(C)	Institutions	0	0	0	0.00	0	0	0	0.00	0.00
(D)	Qualified Foreign Investor	0	0	0	0.00	0	0	0	0.00	0.00
(E)	Others	0	0	0	0.00	0	0	0	0.00	0.00
	<b>Sub-Total A(2) :</b>	<b>7532657</b>	<b>0</b>	<b>7532657</b>	<b>65.34</b>	<b>7532657</b>	<b>0</b>	<b>7532657</b>	<b>65.34</b>	<b>0.00</b>
	<b>Total Shareholding of Promoter and Promoter group A=A(1)+A(2)</b>	<b>7566120</b>	<b>0</b>	<b>7566120</b>	<b>65.63</b>	<b>7566120</b>	<b>0</b>	<b>7566120</b>	<b>65.63</b>	<b>0.00</b>
<b>(B)</b>	<b>Public shareholding</b>									
<b>(1)</b>	<b>INSTITUTIONS</b>									
(A)	Mutual funds /uti	195	230	425	0.00	195	230	425	0.00	0.00
(B)	Financial institutions /banks	624832	6302	631134	5.47	632832	6302	639134	5.54	0.07
(C)	Central government / state government(s)	0	0	0	0.00	0	0	0	0.00	0.00
(D)	Venture capital funds	0	0	0	0.00	0	0	0	0.00	0.00
(E)	Insurance companies	618169	265	618434	5.36	603311	265	603576	5.24	-0.13
(F)	Foreign institutional investors	2534	385	2919	0.03	52934	380	53314	0.46	0.44
(G)	Foreign venture capital investors	0	0	0	0.00	0	0	0	0.00	0.00
(H)	Qualified foreign investor	0	0	0	0.00	0	0	0	0.00	0.00
(I)	Others	0	0	0	0.00	0	0	0	0.00	0.00
	<b>Sub-Total B(1) :</b>	<b>1245730</b>	<b>7182</b>	<b>1252912</b>	<b>10.87</b>	<b>1289272</b>	<b>7177</b>	<b>1296449</b>	<b>11.25</b>	<b>0.38</b>
(2)	NON-INSTITUTIONS									
(A)	Bodies corporate	1110319	5236	1115555	9.68	1019090	4356	1023446	8.88	-0.80
(B)	Individuals									
(i)	Individuals holding nominal share capital upto Rs.1 lakh	807140	220295	1027435	8.91	883469	174520	1057989	9.18	0.27
(ii)	Individuals holding nominal share capital in excess of Rs.1 lakh	365481	0	365481	3.17	331097	0	331097	2.87	-0.30
(C)	Others									
	Clearing Members	4403	0	4403	0.04	6363	0	6363	0.06	0.02
	F C B	38803	0	38803	0.34	38803	0	38803	0.34	0.00
	IEPF	0	0	0	0.00	73498	0	73498	0.64	0.64
	NON RESIDENT INDIANS	59444	68757	128201	1.11	49021	62809	111830	0.97	-0.14
	NRI NON-REPATRIATION	28529	0	28529	0.25	22192	0	22192	0.19	-0.05
	TRUSTS	288	70	358	0.00	10	0	10	0.00	0.00
<b>(D)</b>	<b>Qualified Foreign Investor</b>	0	0	0	0.00	0	0	0	0.00	0.00
	<b>Sub-Total B(2) :</b>	<b>2414407</b>	<b>294358</b>	<b>2708765</b>	<b>23.50</b>	<b>2423543</b>	<b>241685</b>	<b>2665228</b>	<b>23.12</b>	<b>-0.38</b>
	<b>Total Public Shareholding B=B(1)+B(2) :</b>	<b>3660137</b>	<b>301540</b>	<b>3961677</b>	<b>34.37</b>	<b>3712815</b>	<b>248862</b>	<b>3961677</b>	<b>34.37</b>	<b>0.00</b>
	<b>Total (A+B) :</b>	<b>11226257</b>	<b>301540</b>	<b>11527797</b>	<b>100.00</b>	<b>11278935</b>	<b>248862</b>	<b>11527797</b>	<b>100.00</b>	<b>0.00</b>
(C)	Shares held by custodians, against which Depository Receipts have been issued									
(1)	Promoter and Promoter Group									
(2)	Public	0	0	0	0.00	0	0	0	0.00	0.00
	<b>GRAND TOTAL (A+B+C) :</b>	<b>11226257</b>	<b>301540</b>	<b>11527797</b>	<b>100.00</b>	<b>11278935</b>	<b>248862</b>	<b>11527797</b>	<b>100.00</b>	<b>0.00</b>

## Asian Hotels (East) Limited

### (ii) Shareholding of Promoters

SI no.	Shareholder's Name	Shareholding at the beginning of the Year as on 01/04/2017			Shareholding at the end of the year the Year 31/03/2018			% change in share holding during the year
		No of Shares	% of total shares of the company	% of Shares Pledged / encumbered to total shares	No of Shares	% of total shares of the company	% of Shares Pledged / encumbered to total shares	
1	Saraf Industries Limited	3630630	31.49	0	3630630	31.49	0	0
2	Radhe Shyam Saraf	3284680	28.49	0	3284680	28.49	0	0
3	Ratna Saraf	617347	5.36	0	617347	5.36	0	0
4	Umesh Saraf	24731	0.21	0	24731	0.21	0	0
5	Arun Kumar Saraf	8732	0.08	0	8732	0.08	0	0
	<b>Total</b>	<b>7566120</b>	<b>65.63</b>	<b>0</b>	<b>7566120</b>	<b>65.63</b>	<b>0</b>	<b>0</b>

### (iii) Change in Promoters' Shareholding (please specify, if there is no change)

Sl. No.		Shareholding at the beginning of the year 1st April, 2017		Cumulative Shareholding during the year 31st March, 2018	
		No. of shares	% of total shares of the company	No. of shares	% of total shares of the company
	At the beginning of the year	There was no change in the promoters shareholding during the year under review			
	Date wise Increase/ Decrease in Promoters Share holding during the year specifying the reasons for increase/decrease (e.g. allotment/ transfer/ bonus/ sweat equity etc):				
	At the end of the year				

### (iv) Shareholding Pattern of top ten Shareholders (other than Directors, Promoters and Holders of GDRs and ADRs):

Sl. no.	Name	Shareholding at the beginning of the year (01.04.2017)/end of the year (31.03.2018)		Date	Increase/ Decrease in share holding	Reason	Cumulative Shareholding during the Year 01/04/2017 to 31/03/2018	
		No. of Shares	% of total shares of the company				No. of Shares	% of total shares of the company
1	Axis Bank Limited	624487	5.42	31/03/2017			624487	5.42
				31/03/2018		Nil Movement	624487	5.42
2	Whitepin Tie Up Limited	482065	4.21	31/03/2017			482065	4.21
				31/03/2018		Nil Movement	482065	4.21
3	Birla Sun Life Insurance Company Limited	465565	4.04	31/03/2017			465565	4.04
				26/01/2018	(12494)	Transfer	453071	3.93
				02/02/2018	(2364)	Transfer	450707	3.91
				31/03/2018		Nil Movement	450707	3.91
4	Sachdeva Stocks Private Limited	0	0	31/03/2017			0	0
				21/04/2017	9310	Transfer	9310	0.08
				28/04/2017	50	Transfer	9360	0.08
				05/05/2017	9360	Transfer	18720	0.16

*Asian Hotels (East) Limited*

Sl. no.	Name	Shareholding at the beginning of the year (01.04.2017)/end of the year (31.03.2018)		Date	Increase/Decrease in share holding	Reason	Cumulative Shareholding during the Year 01/04/2017 to 31/03/2018	
		No. of Shares	% of total shares of the company				No. of Shares	% of total shares of the company
				05/05/2017	(9360)	Transfer	9360	0.08
				12/05/2017	517	Transfer	9877	0.09
				26/05/2017	2721	Transfer	12598	0.11
				02/06/2017	20123	Transfer	32721	0.28
				09/06/2017	15719	Transfer	48440	0.42
				16/06/2017	3487	Transfer	51927	0.45
				23/06/2017	745	Transfer	52672	0.46
				30/06/2017	4771	Transfer	57443	0.50
				07/07/2017	1922	Transfer	59365	0.51
				14/07/2017	399	Transfer	59764	0.52
				21/07/2017	5062	Transfer	64826	0.56
				28/07/2017	2822	Transfer	67648	0.59
				11/08/2017	882	Transfer	68530	0.59
				18/08/2017	8800	Transfer	77330	0.67
				25/08/2017	425	Transfer	77755	0.67
				01/09/2017	518	Transfer	78273	0.68
				08/09/2017	30496	Transfer	108769	0.94
				15/09/2017	11114	Transfer	119883	1.04
				22/09/2017	7219	Transfer	127102	1.10
				29/09/2017	9366	Transfer	136468	1.18
				06/10/2017	4427	Transfer	140895	1.22
				13/10/2017	5000	Transfer	145895	1.27
				20/10/2017	5385	Transfer	151280	1.31
				27/10/2017	538	Transfer	151818	1.32
				03/11/2017	1182	Transfer	153000	1.33
				17/11/2017	2000	Transfer	155000	1.34
				24/11/2017	708	Transfer	155708	1.35
				08/12/2017	1292	Transfer	157000	1.36
				15/12/2017	1103	Transfer	158103	1.37
				22/12/2017	55	Transfer	158158	1.37
				29/12/2017	842	Transfer	159000	1.38
				05/01/2018	1000	Transfer	160000	1.39
				12/01/2018	-3000	Transfer	157000	1.36
				19/01/2018	-2000	Transfer	155000	1.34
				26/01/2018	-3000	Transfer	152000	1.32
				02/02/2018	3468	Transfer	155468	1.35
				09/02/2018	4532	Transfer	160000	1.39
				31/03/2018		Nil Movement	160000	1.39

*Asian Hotels (East) Limited*

Sl. no.	Name	Shareholding at the beginning of the year (01.04.2017)/end of the year (31.03.2018)		Date	Increase/Decrease in share holding	Reason	Cumulative Shareholding during the Year 01/04/2017 to 31/03/2018	
		No. of Shares	% of total shares of the company				No. of Shares	% of total shares of the company
5	Makalu Trading Ltd	136604	1.18	31/03/2017			136604	1.19
				08/09/2017	-3000	Transfer	133604	1.16
				15/09/2017	-2024	Transfer	131580	1.14
				19/01/2018	-131580	Transfer	0	0.00
				31/03/2018		Nil Movement	0	0
6	Life Insurance Corporation Of India	127599	1.11	31/03/2017			127599	1.12
				31/03/2018		Nil Movement	127599	1.11
7	Surendra Kumar Gupta	107000	0.93	31/03/2017			107000	0.93
				26/05/2017	-1000	Transfer	106000	0.92
				17/11/2017	-156	Transfer	105844	0.92
				01/12/2017	302	Transfer	106146	0.92
				08/12/2017	854	Transfer	107000	0.93
				09/02/2018	1000	Transfer	108000	0.94
				23/03/2018	-440	Transfer	107560	0.93
				30/03/2018	281	Transfer	107841	0.94
				31/03/2018			107841	0.94
8	Ramesh Kumar Jatia	75190	0.65	31/03/2017			75190	0.65
				08/09/2017	75190	Transfer	150380	1.30
				08/09/2017	-75190	Transfer	75190	0.65
				06/10/2017	-5661	Transfer	69529	0.60
				13/10/2017	-96	Transfer	69433	0.60
				24/11/2017	-3000	Transfer	66433	0.58
				01/12/2017	-2155	Transfer	64278	0.56
				08/12/2017	-200	Transfer	64078	0.56
				02/03/2018	-4748	Transfer	59330	0.51
				16/03/2018	-5624	Transfer	53706	0.47
				23/03/2018	-2000	Transfer	51706	0.45
				30/03/2018	-3346	Transfer	48360	0.42
				31/03/2018		Nil Movement	48360	0.42
9	Custodian A/C – Hiten P Dalal	10	0.00	31/03/2017			10	0.00
				08/12/2017	73498	Transfer	73508	0.64
				31/03/2018		Nil Movement	73508	0.64
10	Ashtek Consultancy Private Limited	58438	0.51	31/03/2017			58438	0.51
				26/05/2017	-3438	Transfer	55000	0.48
				09/06/2017	-5000	Transfer	50000	0.43
				26/01/2018	-1000	Transfer	49000	0.43
				31/03/2018			49000	0.43

*Asian Hotels (East) Limited*

**(v) Shareholding of Directors and Key Managerial Personnel:**

SI. No.	For each of the Directors and KMP	Shareholding at the beginning of the year (01.04.2017)/end of the year (31.03.2018)		Date	Increase/Decrease in share holding	Reason	Cumulative Shareholding during the year (01.04.2017)/end of the year (31.03.2018)	
		No of Shares	% of total shares of the Company				No of Shares	% of total shares of the Company
A.	Directors:							
1.	Radhe Shyam Saraf Non-Executive Chairman	3284680	28.49	01/04/2017			3284680	28.49
				31/03/2018	0	Nil movement during the year	3284680	28.49
2.	Arun Kumar Saraf Joint Managing Director	8732	0.08	01/04/2017			8732	0.08
				31/03/2018		Nil movement during the year	8732	0.08
3.	Umesh Saraf Joint Managing Director	24731	0.21	01/04/2017			24731	0.21
				31/03/2018		Nil movement during the year	24731	0.21
4.	Rama Shankar Jhavar Independent Non-Executive Director	0	0.00	01/04/2017				
		0	0.00	31/03/2018	0	Nil movement during the year	0	0.00
5.	Padam Kumar Khaitan Independent Non-Executive Director	0	0.00	01/04/2017				
		0	0.00	31/03/2018	0	Nil movement during the year	0	0.00
6.	Amal Chandra Chakrabortti Independent Non-Executive Director	0	0.00	01/04/2017				
		0	0.00	31/03/2018	0	Nil movement during the year	0	0.00
7.	Rita Bhimani Independent/ Women Director	0	0.00	01/04/2017				
		0	0.00	31/03/2018	0	Nil movement during the year	0	0.00
B.	Key Managerial Personnel's :							
	Bimal Kumar Jhunjhunwala CFO & Vice-President Corporate Finance	0	0.00	01/04/2017				
		0	0.00	31/03/2018	0	Nil movement during the year	0	0.00
	Saumen Chatterjee Chief Legal Officer & Company Secretary	0	0.00	01/04/2017				
		0	0.00	31/03/2018	0	Nil movement during the year	0	0.00

*Asian Hotels (East) Limited*

**V. INDEBTEDNESS**

**Indebtedness of the Company including interest outstanding/accrued but not due for payment**

(Rs. In Crores)

	<b>Secured Loans excluding deposits</b>	<b>Unsecured Loans</b>	<b>Deposits</b>	<b>Total Indebtedness</b>
<b>Indebtedness at the beginning of the financial year</b>				
i) Principal Amount	NIL	NIL	NIL	NIL
ii) Interest due but not paid	NIL	NIL	NIL	NIL
iii) Interest accrued but not due	NIL	NIL	NIL	NIL
<b>Total(i+ii+iii)</b>	<b>NIL</b>	<b>NIL</b>	<b>NIL</b>	<b>NIL</b>
<b>Change in Indebtedness during the financial year</b>				
• Addition	NIL	NIL	NIL	NIL
• Reduction	NIL	NIL	NIL	NIL
Net Change	NIL	NIL	NIL	NIL
<b>Indebtedness at the end of the financial year</b>				
i) Principal Amount	NIL	NIL	NIL	NIL
ii) Interest due but not paid	NIL	NIL	NIL	NIL
iii) Interest accrued but not due	NIL	NIL	NIL	NIL
<b>Total(i+ii+iii)</b>	<b>NIL</b>	<b>NIL</b>	<b>NIL</b>	<b>NIL</b>

**VI. REMUNERATION OF DIRECTORS AND KEY MANAGERIAL PERSONNEL**

**A. Remuneration to Managing Director, Whole-time Directors and/or Manager:**

(Rs. in lacs)

<b>Sl. no.</b>	<b>Particulars of Remuneration</b>	<b>Name of MD/WTD/ Manager</b>		<b>Total Amount</b>
		<b>Umesh Saraf</b>	<b>Arun Kumar Saraf</b>	
1	Gross salary			
	(a) Salary as per provisions contained in section 17(1) of the Income-tax Act, 1961	108.00	163.20	271.20
	(b) Value of perquisites u/s 17(2) Income-tax Act, 1961	19.92	Nil	19.92
	(c) Profits in lieu of salary under section 17(3) Income- tax Act, 1961	Nil	Nil	Nil
2	Stock Option	Nil	Nil	Nil
3	Sweat Equity	Nil	Nil	Nil
4	Commission	Nil	Nil	Nil
	- as % of profit	Nil	Nil	Nil
	- others, specify	Nil	Nil	Nil
5	Others, please specify	Nil	Nil	Nil
	<b>Total (A)</b>	<b>127.92</b>	<b>163.20</b>	<b>291.12</b>
	Ceiling as per the Act (under Section 198 of the Companies Act, 2013)	244.00	244.00	488.00



*Asian Hotels (East) Limited*

**B. Remuneration to other directors**

(Rs. in lacs)

Sl. no.	Particulars of Remuneration	Name of Directors					Total Amount (RS)
		Padam Kumar Khaitan	Rama Shankar Jhawar	Amal Chandra. Chakrabortti	Radhe Shyam Saraf	Rita Bhimani	
1.	Independent Directors						
	• Fee for attending board /committee meetings	2.30	2.70	3.50	NIL	2.30	10.80
	• Commission	NIL	NIL	NIL	NIL	NIL	NIL
	• Others, please specify	NIL	NIL	NIL	NIL	NIL	NIL
	<b>Total (1)</b>	<b>2.30</b>	<b>2.70</b>	<b>3.50</b>	<b>NIL</b>	<b>2.30</b>	<b>10.80</b>
2.	Other Non-Executive Directors						
	• Fee for attending board committee meetings	NIL	NIL	NIL	0.50	NIL	0.50
	• Commission	NIL	NIL	NIL	NIL	NIL	NIL
	• Others, please specify	NIL	NIL	NIL	NIL	NIL	NIL
	<b>Total (2)</b>	<b>NIL</b>	<b>NIL</b>	<b>NIL</b>	<b>0.50</b>	<b>NIL</b>	<b>0.50</b>
	<b>Total (B)=(1+2)</b>	<b>2.30</b>	<b>2.70</b>	<b>3.50</b>	<b>0.50</b>	<b>2.30</b>	<b>11.30</b>
	<b>Total Managerial Remuneration</b>						<b>11.30</b>
	Overall Ceiling as per the Act (under Section 198 of the Companies Act, 2013)	6.00	11.00	9.00	4.00	4.00	34.00

**C. Remuneration to Key Managerial Personnel other than MD/Manager/WTD**

(Rs. in lacs)

Sl. no.	Particulars of Remuneration	Key Managerial Personnel			Total
		CEO	Company Secretary -Saumen Chatterjee	CFO - Bimal Kumar Jhunjunwala	
1	Gross salary				
	(a) Salary as per provisions contained in section 17(1) of the Income-tax Act, 1961		37.73	39.09	76.82
	(b) Value of perquisites u/s17(2) Income-tax Act, 1961		0.22	0.22	0.44
	(c) Profits in lieu of salary under section 17(3) Income-tax Act, 1961		-	-	-
2	Stock Option	N.A.	-	-	-
3	Sweat Equity	N.A.	-	-	-
4	Commission				
	- as % of profit		-	-	-
	- Others, specify...		-	-	-
5	Others, please specify		-	-	-
	<b>Total</b>		<b>37.95</b>	<b>39.31</b>	<b>77.26</b>

*Asian Hotels (East) Limited*

**VII. PENALTIES/PUNISHMENT/COMPOUNDING OF OFFENCES:**

Type	Section of the Companies Act	Brief Description	Details of Penalty / Punishment/ Compounding fees imposed	Authority [RD / NCLT / COURT]	Appeal made, if any (give details)
<b>A. COMPANY</b>					
Penalty	NIL	NIL	NIL	NIL	NIL
Punishment	NIL	NIL	NIL	NIL	NIL
Compounding	NIL	NIL	NIL	NIL	NIL
<b>B. DIRECTORS</b>					
Penalty	NIL	NIL	NIL	NIL	NIL
Punishment	NIL	NIL	NIL	NIL	NIL
Compounding	NIL	NIL	NIL	NIL	NIL
<b>C. OTHER OFFICERS IN DEFAULT</b>					
Penalty	NIL	NIL	NIL	NIL	NIL
Punishment	NIL	NIL	NIL	NIL	NIL
Compounding	NIL	NIL	NIL	NIL	NIL

For and on behalf of the Board of Directors

Chennai  
9th May, 2018

**Umesh Saraf**  
Joint Managing Director  
(DIN: 00017985)

**Rama Shankar Jhawar**  
Director  
(DIN: 00023792)

**PARTICULARS OF REMUNERATION**

The information required under Section 197(12) of the Companies Act, 2013 read with Rule 5(1) of the Companies (Appointment and Remuneration of Managerial Personnel) Rules, 2014 as amended :

**i) the ratio of the remuneration of each Director to the median remuneration of the employees of the Company for the financial year 2017-18:**

Directors	Ratio to Median Remuneration
Mr. Rama Shankar Jhawar, Independent Non-Executive Director	Not Applicable
Mr. Amal Chandra Chakrabortti, Independent Non-Executive Director	Not Applicable
Mr. Padam Kumar Khaitan, Independent Non-Executive Director	Not Applicable
Ms. Rita Bhimani, Independent Non-Executive Women Director	Not Applicable
Mr. Radhe Shyam Saraf –Non-Executive Chairman	0.20
Mr. Arun Kumar Saraf – Joint Managing Director (JMD)	66.82
Mr. Umesh Saraf– Joint Managing Director (JMD)	66.88

**ii) the percentage increase in remuneration of each Director, Chief Financial Officer, Chief Executive Officer, Company Secretary or Manager, if any, in the financial year 2017-18:**

Directors and Key Managerial Personnel	% Increase in remuneration
Mr. Rama Shankar Jhawar	Not Applicable
Mr. Amal Chandra Chakrabortti	Not Applicable
Mr. Padam Kumar Khaitan	Not Applicable
Ms. Rita Bhimani	Not Applicable
Mr. Radhe Shyam Saraf	0%
Mr. Arun Kumar Saraf, JMD	33.78%
Mr. Umesh Saraf, JMD	33.87%
Mr. Bimal Kumar Jhunjhunwala, CFO & Vice-President Corporate Finance	2.69%
Mr. Saumen Chatterjee Chief Legal Officer & Company Secretary	11.45%

Note - Independent Directors and Chairman do not receive any remuneration except sitting fees for attending board & committee meetings of the Company.

**iii) the percentage decrease in the median remuneration of employees in the financial year 2017-18:** 0.79%

**iv) the number of permanent employees on the rolls of company:** 293

**v) average percentile increase already made in the salaries of employees other than the managerial personnel in the last financial year and its comparison with the percentile increase in the managerial remuneration and justification thereof and point out if there are any exceptional circumstances for increase in the managerial remuneration:**

The average percentile increase in the salaries of employees other than the managerial personnel in 2017-18 was 5%. Percentage increase in the managerial remuneration for the year was 33.82%. Payment of managerial remuneration for the joint managing directors is governed by the resolution passed by the shareholders at their Annual General Meeting held on 31st July, 2015 & by way of postal ballot notice as on 18th December, 2015. Any increase/decrease in remuneration is pursuant to the above resolutions passed keeping the applicable provisions of the Companies Act, 2013 in mind.

**vi) affirmation that the remuneration is as per the remuneration policy of the Company:**

It is hereby affirmed that the remuneration paid is as per the Nomination and Remuneration Policy of the Company.

For and on behalf of the Board of Directors

**Umesh Saraf**  
Joint Managing Director  
(DIN : 00017985)

**Rama Shankar Jhawar**  
Director  
(DIN : 00023792)

Chennai  
9th May, 2018

*Asian Hotels (East) Limited*

To,  
The Board of Directors  
Asian Hotels (East) Limited  
Hyatt Regency Kolkata  
JA-1, Sector-III  
Salt Lake City  
Kolkata- 700 098

Dear Sirs,

**Sub: Compliance Certificate furnished by Joint Managing Director and CFO & Vice President- Corporate Finance of the Company as for the quarter ended (Q4) and financial year ended 31st March, 2018 as per Part-B of Schedule II of Regulation 17(8) and 33 of the SEBI (Listing Obligations and Disclosure Requirements) Regulations, 2015.**

---

We, the undersigned, in our capacities as the Joint Managing Director & CFO & Vice President – Corporate Finance of Asian Hotels (East) Limited (the Company) to the best of our knowledge and belief certify that:

- (a) We have reviewed the Financial Statements, Financial Results and Cash Flow Statement for the year ended 31st March, 2018:
- (i) These statements do not contain any materially untrue or false statement or omit any material fact or contain statements that might be misleading.
  - (ii) These statements together present true and fair view of the Company's affairs and are in compliance with existing accounting standards, applicable laws & regulations.
- (b) That, there are no transactions entered into by the Company during the year which are fraudulent, illegal or violating the Company's code of conduct.
- (c) We are responsible for establishing & maintaining Internal Controls for financial reporting and we have evaluated the effectiveness of the internal control systems of the Company pertaining to financial reporting and we have disclosed to the Auditors and the Audit Committee those deficiencies, of which we are aware, in the design or operation of such internal control system, if any, and that we have taken the required steps to rectify these deficiencies.
- (d) We have indicated, based on our evaluation, wherever applicable, to the Auditors and the Audit Committee:
- (i) significant changes, if any, in internal control over financial reporting during the year;
  - (ii) significant changes, if any, in accounting policies during the year and that the same has been disclosed in the notes to the financial statements; and
  - (iii) instances of fraud which we have become aware and the involvement therein, if any, of management or an employee having significant role in the Company's internal control system over financial reporting.

For **Asian Hotels (East) Limited**

**Umesh Saraf**  
Joint Managing Director  
(DIN : 00017985)

**Bimal K Jhunjhunwala**  
CFO & Vice President-Corporate Finance

Chennai  
9th May, 2018

**DECLARATION**

In compliance with Part D of Schedule V of Regulation 34(3) of SEBI (Listing Obligations and Disclosure Requirements) Regulations, 2015, I, Umesh Saraf, Joint Managing Director of the Company hereby declare on the basis of information furnished to me that all members of Board of Directors and Senior Management have affirmed in writing the compliance of their respective Code of Conduct adopted by the Board for the Financial Year 2017-18.

For **Asian Hotels (East) Limited**

**Umesh Saraf**

Joint Managing Director  
(DIN : 00017985)

Chennai  
9th May, 2018

---

**CORPORATE GOVERNANCE COMPLIANCE CERTIFICATE**

To  
The Members of  
Asian Hotels (East) Limited  
Hyatt Regency Kolkata, Ja-1  
Sector - 3, Salt Lake City  
Kolkata- 700098

1. We have examined the compliance of conditions of Corporate Governance by Asian Hotels (East) Limited. ("herein after referred "the Company"), for the year ended on 31st March, 2018, as stipulated in relevant provisions of Securities and Exchange Board of India (Listing Obligations and Disclosures requirements) Regulations, 2015.
2. The compliance of conditions of Corporate Governance is the responsibility of the Management. Our examination was limited to the procedures and implementation thereof, adopted by the Company for ensuring compliance with the conditions of the Corporate Governance. It is neither an audit nor an expression of opinion on the financial statements of the Company.
3. In our opinion and to the best of our information and according to our examination of the relevant records and the explanations given to us and the representations made by the Directors and the Management, we certify that the Company has complied with the conditions of corporate governance as stipulated in the above mentioned Listing Regulations.
4. We state that such compliance is neither an assurance as to the future viability of the Company nor the efficiency or effectiveness with which the Management has conducted the affairs of the Company.

For **D.Raut & Associates**  
Company Secretary in Practice

**Debendra Raut**  
Proprietor  
ACS No.- 16626, CP No.- 5232

Kolkata  
9th May, 2018

## **INDEPENDENT AUDITORS' REPORT**

### **TO THE MEMBERS OF ASIAN HOTELS (EAST) LIMITED**

#### **Report on the Standalone IndAS Financial Statements**

We have audited the accompanying standalone Ind AS financial statements of ASIAN HOTELS (EAST) LIMITED ('the Company'), which comprise the Balance Sheet as at 31<sup>st</sup> March 2018, the Statement of Profit and Loss (including other comprehensive income), the Statement of Cash Flows and the Statement of changes in equity for the year then ended and a summary of the significant accounting policies and other explanatory information (here in referred to as the "Ind AS financial statements").

#### **Management's Responsibility for the Standalone Financial Statements**

The Company's Board of Directors is responsible for the matters stated in Section 134(5) of the Companies Act, 2013 ("the Act") with respect to the preparation of these Standalone Ind AS financial statements that give a true and fair view of the financial position, financial performance (including other comprehensive income), cash flows and changes in equity of the Company in accordance with the accounting principles generally accepted in India, including the Indian Accounting Standards (Ind AS) specified under Section 133 of the Act, read with Rule 7 of the Companies (Accounts) Rules, 2014;

This responsibility also includes maintenance of adequate accounting records in accordance with the provisions of the Act for safeguarding of the assets of the Company and for preventing and detecting frauds and other irregularities; selection and application of appropriate accounting policies; making judgments and estimates that are reasonable and prudent; and design, implementation and maintenance of adequate internal financial controls, that were operating effectively for ensuring the accuracy and completeness of the accounting records, relevant to the preparation and presentation of the Standalone (Ind AS) financial statements that give a true and fair view and are free from material misstatement; whether due to fraud or error.

#### **Auditor's Responsibility**

Our responsibility is to express an opinion on these Standalone Ind AS financial statements based on our audit. We have taken into account the provisions of the Act, the accounting and auditing standards and matters which are required to be included in the audit report under the provisions of the Act and the Rules made there under.

We conducted our audit in accordance with the Standards on Auditing specified under Section 143(10) of the Act. Those Standards require that we comply with ethical requirements and plan and perform the audit to obtain reasonable assurance about whether the Standalone Ind AS financial statements are free from material misstatement.

An audit involves performing procedures to obtain audit evidence about the amounts and the disclosures in the Standalone Ind AS financial statements. The procedures selected depend on the auditor's judgment, including the assessment of the risks of material misstatement of the Standalone Ind AS financial statements, whether due to fraud or error. In making those risk assessments, the auditor considers internal financial control relevant to the Company's preparation of the Standalone Ind AS financial statements that give a true and fair view in order to design audit procedures that are appropriate in the circumstances. An audit also includes evaluating the appropriateness of the accounting policies used and the reasonableness of the accounting estimates made by the Company's Directors as well as evaluating the overall presentation of the Standalone Ind AS financial statements.

We believe that the audit evidence we have obtained is sufficient and appropriate to provide a basis for our audit opinion on the Standalone Ind AS financial statements.

#### **Opinion**

In our opinion and to the best of our information and according to the explanations given to us, the aforesaid Standalone Ind AS financial statements give the information required by the Act in the manner so required and give a true and fair view in conformity with the accounting principles generally accepted in India of the state of affairs of the Company as at 31<sup>st</sup> March 2018 and its profit (including other comprehensive income), its cash flows and the changes in equity for the year ended on that date.

#### **Report on Other Legal and Regulatory Requirements**

1. As required by the Companies (Auditor's Report) Order, 2016 ("the Order") issued by the Central Government of India in terms of sub-section (11) of section 143 of the Act, we give in the Annexure 'A' a statement on the matters specified in the paragraph 3 and 4 of the Order.
2. As required by Section 143 (3) of the Act, we report that:
  - a. We have sought and obtained all the information and explanations which to the best of our knowledge and belief were necessary for the purposes of our audit.
  - b. In our opinion proper books of account as required by law have been kept by the Company so far as it appears from our examination of those books;

*Asian Hotels (East) Limited*

- c. The Balance sheet, the Statement of Profit and Loss, the Cash Flow Statement and the Statement of Changes in Equity dealt with by this Report are in agreement with the books of account;
- d. In our opinion, the aforesaid Standalone Ind AS financial statements comply with the Accounting Standards specified under Section 133 of the Act, read with Rule 7 of the Companies (Accounts) Rules, 2014;
- e. On the basis of the written representations received from the directors as on 31<sup>st</sup> March 2018 taken on record by the Board of Directors, none of the directors is disqualified as on 31<sup>st</sup> March 2018 from being appointed as a director in terms of Section 164 (2) of the Act;
- f. With respect to the adequacy of the internal financial controls over financial reporting of the Company and the operating effectiveness of such controls, refer to our separate Report in Annexure 'B', and
- g. With respect to the other matters to be included in the Auditor's Report in accordance with Rule 11 of the Companies (Audit and Auditors) Rules, 2014, in our opinion and to the best of our information and according to the explanations given to us:
  - i. The Company has disclosed the impact of pending litigations on its Standalone Ind AS financial position in its financial statements. Refer Note 39 & 42 to the Standalone Ind AS financial statements;
  - ii. The Company did not have any long term contracts including derivative contracts for which there were any material foreseeable losses;
  - iii. There has been no delay in transferring amounts, required to be transferred, to the to the Investor Education and Protection Fund except for Rs 12,390/- being restrained shares could not be transferred due to pending legal cases. Refer Note 10 to the Standalone Ind AS financial statements
  - iv. The disclosures in the financial statements regarding holdings as well as dealings in specified bank notes during the period from 8th November 2016 to 30th December 2016 have not been made since they do not pertain to the financial year ended 31st March 2018.

Chennai  
9<sup>th</sup> May, 2018

For **Singhi & Co.**  
Chartered Accountants  
Firm's Registration No. 302049E  
**(Rajiv Singhi)**  
Partner  
Membership No. 053518

## **ANNEXURE-A TO THE INDEPENDENT AUDITORS' REPORT**

**The Annexure referred to in our Independent Auditors' Report to the members of the Company on the standalone Ind AS financial statements for the year ended 31<sup>st</sup> March 2018, we report that:**

**Re: Asian Hotels (East) Ltd (the Company)**

- i. (a) The Company has maintained proper records showing full particulars, including quantitative details and situation of fixed assets.  
(b) The Company has a regular programme of physical verification of its fixed assets by which fixed assets are verified in a periodical order. In accordance with this program, certain fixed assets were verified during the year and no material discrepancies were noticed on such verification. In our opinion, this periodicity of physical verification is reasonable having regard to the size of the Company and the nature of its assets.  
(c) The title deeds of immovable properties are held in the name of the Company.
- ii. The physical verification of inventory has been conducted at regular intervals by the management. No material discrepancies were noticed on such physical verification;
- iii. The Company has granted unsecured loans/advances to parties covered in the register maintained under section 189 of the Companies Act, 2013. With respect to the said loans/advances we have to state that:
  - (a) In our opinion, the terms and conditions of the grant of such loans / advances are not prejudicial to the Company's interest;
  - (b) These unsecured loans/advances are repayable on demand. In the case of the loans granted to the bodies corporate listed in the register maintained under section 189 of the Act, the borrowers have been regular in the payment of the principal and interest as stipulated.
  - (c) The total overdue amount for more than ninety days is Nil.
- iv. In our opinion and according to the information and explanations given to us, the Company has complied with the provisions of section 185 and 186 of the Act to the extent applicable.
- v. The Company has not accepted any deposits from the public within the meaning of section 73, 74, 75 and 76 of the Act and Rules framed thereunder to the extent notified.
- vi. The Central Government has not prescribed the maintenance of cost records under section 148(1) of the Act, for any of the services rendered by the Company.
- vii. (a) According to the information and explanations given to us and on the basis of our examination of the records of the Company, amounts deducted/ accrued in the books of account in respect of undisputed statutory dues including provident fund, employees' state insurance, income tax, sales tax, service tax, duty of customs, value added tax, Goods & Service Tax or cess and other material statutory dues have been regularly deposited during the year by the Company with the appropriate authorities except service tax amounting to Rs 181,101 relating to earlier years which has been provided for in the books. As explained to us, the Company did not have any dues on account of duty of excise. According to the information and explanations given to us, no undisputed amounts payable in respect of provident fund, employees' state insurance, income tax, sales tax, service tax, duty of customs, value added tax, cess and other material statutory dues were in arrears as at 31 March 2018 for a period of more than six months from the date they became payable.  
(b) According to the information and explanations given to us, the dues outstanding in respect of income tax or sales tax or wealth tax or service tax or duty of customs or duty of excise or value added tax or goods and service tax, on account of disputes are as follows:

Nature of the Statute	Nature of Dues	Amount ( In Rs )	Forum where dispute is pending	Period to which the amount relates
Finance Act,1994	Service Tax	4,379,735	Commissioner ( Appeals )	Prior to FY 2004-05
Finance Act,1994	Service Tax	5,909,585	Service Tax Tribunal	FY 2003-04 to FY 2006-07
Finance Act,1994	Service Tax	26,753,749	Commissioner of Service Tax	FY 2007-08 to FY 2009-10
Finance Act,1994	Service Tax	6,836,585	Service Tax Tribunal	FY 2008-09 to FY 2012-13
Finance Act,1994	Service Tax	348,656	Commissioner of Service Tax	FY 2006-07 to FY 2013-14
Finance Act,1994	Service Tax	7,644,193	Commissioner of Service Tax	FY 2013-14
West Bengal Sales Tax Act, 1994	Sales Tax	5,683,418	Commissioner ( Appeals )	FY 2012-13
West Bengal Value Added Tax Act,2003	VAT	396,345	Commissioner ( Appeals )	FY 2012-13
Income Tax Act,1961	Income Tax	16,906,870	CIT ( Appeals )	FY 2011-12
Income Tax Act,1961	Income Tax	12,273,270	CIT ( Appeals )	FY 2012-13
Income Tax Act,1961	Income Tax	12,304,560	CIT ( Appeals )	FY 2013-14
Income Tax Act,1961	Income Tax	6,976,470	CIT ( Appeals )	FY 2014-15
West Bengal Value Added Tax Act, 2003	VAT	181,216	Appeal Filed -Before Joint Commissioner	FY 2014-15
West Bengal Value Added Tax Act,2003	VAT	36,975,792	Additional Commissioner, Commercial Taxes, WB	FY 2011-12



*Asian Hotels (East) Limited*

- viii. The Company did not have any outstanding dues to banks or debenture holders during the year.
- ix. The company has not raised any money by way of initial public offer or further public offer including debt instruments during the year. Further, according to the information and explanations given to us the Company has applied term loans for the purpose for which they were obtained.
- x. During the course of our examination of the books and records of the Company, carried out in accordance with the generally accepted auditing practice in India, and according to the information and explanations given to us, we have neither come across any instances of material fraud by the Company or on the Company by its officers or employees, noticed or reported during the year nor have been informed of any such case by the Management
- xi. The managerial remuneration has been paid or provided in accordance with the requisite approvals mandated by the provisions of Section 197 read with Schedule V to the Companies Act
- xii. The company is not a Nidhi Company. Accordingly, paragraph 3(xii) of the Order is not applicable.
- xiii. According to the information and explanations given to us and based on our examination of the records of the Company, transactions with the related parties are in compliance with sections 177 and 188 of the Act where applicable and details of such transactions have been disclosed in the financial statements as required by the applicable accounting standards.
- xiv. According to the information and explanations give to us and based on our examination of the records of the Company, the Company has not made any preferential allotment or private placement of shares or fully or partly convertible debentures during the year.
- xv. According to the information and explanations given to us and based on our examination of the records of the Company, the Company has not entered into non-cash transactions with directors or persons connected with him. Accordingly, paragraph 3(xv) of the Order is not applicable.
- xvi. The Company is not required to be registered under section 45-IA of the Reserve Bank of India Act, 1934. Accordingly, paragraph 3(xvi) of the Order is not applicable to the Company.

Chennai  
9<sup>th</sup> May, 2018

For **Singhi & Co.**  
Chartered Accountants  
Firm's Registration No. 302049E

Partner  
Membership No. 053518

## **Annexure - B to the Independent Auditor's Report**

### **Report on the Internal Financial Controls under Clause (i) of Sub-section 3 of Section 143 of the Companies Act, 2013 ("the Act")**

We have audited the internal financial controls over financial reporting of **ASIAN HOTELS (EAST) LIMITED** ("the Company") as of 31<sup>st</sup> March 2018 in conjunction with our audit of the Standalone Ind AS financial statements of the Company for the year ended on that date.

#### **Management's Responsibility For Internal Financial Controls**

The Company's management is responsible for establishing and maintaining internal financial controls based on the internal control over financial reporting criteria established by the Company considering the essential components of internal control stated in the Guidance Note on Audit of Internal Financial Controls over Financial Reporting issued by the Institute of Chartered Accountants of India ('ICAI'). These responsibilities include the design, implementation and maintenance of adequate internal financial controls that were operating effectively for ensuring the orderly and efficient conduct of its business, including adherence to company's policies, the safeguarding of its assets, the prevention and detection of frauds and errors, the accuracy and completeness of the accounting records, and the timely preparation of reliable financial information, as required under the Companies Act, 2013.

#### **Auditor's Responsibility**

Our responsibility is to express an opinion on the Company's internal financial controls over financial reporting based on our audit. We conducted our audit in accordance with the Guidance Note on Audit of Internal Financial Controls over Financial Reporting (the "Guidance Note") and the Standards on Auditing, issued by ICAI and deemed to be prescribed under section 143(10) of the Companies Act, 2013, to the extent applicable to an audit of internal financial controls, both applicable to an audit of Internal Financial Controls and both issued by the Institute of Chartered Accountants of India. Those Standards and the Guidance Note require that we comply with ethical requirements and plan and perform the audit to obtain reasonable assurance about whether adequate internal financial controls over financial reporting was established and maintained and if such controls operated effectively in all material respects.

Our audit involves performing procedures to obtain audit evidence about the adequacy of the internal financial controls system over financial reporting and their operating effectiveness. Our audit of internal financial controls over financial reporting included obtaining an understanding of internal financial controls over financial reporting, assessing the risk that a material weakness exists, and testing and evaluating the design and operating effectiveness of internal control based on the assessed risk. The procedures selected depend on the auditor's judgment, including the assessment of the risks of material misstatement of the financial statements, whether due to fraud or error.

We believe that the audit evidence we have obtained is sufficient and appropriate to provide a basis for our audit opinion on the Company's internal financial controls system over financial reporting.

#### **Meaning Of Internal Financial Controls Over Financial Reporting**

A company's internal financial control over financial reporting is a process designed to provide reasonable assurance regarding the reliability of financial reporting and the preparation of financial statements for external purposes in accordance with generally accepted accounting principles. A company's internal financial control over financial reporting includes those policies and procedures that:

- (1) pertain to the maintenance of records that, in reasonable detail, accurately and fairly reflect the transactions and dispositions of the assets of the company;
- (2) provide reasonable assurance that transactions are recorded as necessary to permit preparation of financial statements in accordance with generally accepted accounting principles, and that receipts and expenditures of the company are being made only in accordance with authorizations of management and directors of the company; and
- (3) provide reasonable assurance regarding prevention or timely detection of unauthorized acquisition, use, or disposition of the company's assets that could have a material effect on the financial statements.

#### **Inherent Limitations Of Internal Financial Controls Over Financial Reporting**

Because of the inherent limitations of internal financial controls over financial reporting, including the possibility of collusion or improper management override of controls, material misstatements due to error or fraud may occur and not be detected. Also, projections of any evaluation of the internal financial controls over financial reporting to future periods are subject to the risk that the internal financial control over financial reporting may become inadequate because of changes in conditions, or that the degree of compliance with the policies or procedures may deteriorate.

#### **Opinion**

In our opinion, the Company has, in all material respects, an adequate internal financial controls system over financial reporting and such internal financial controls over financial reporting were operating effectively as at 31<sup>st</sup> March 2018, based on the internal control over financial reporting criteria established by the Company considering the essential components of internal control stated in the Guidance Note on Audit of Internal Financial Controls Over Financial Reporting issued by the Institute of Chartered Accountants of India.

Chennai  
9<sup>th</sup> May, 2018

For **Singhi & Co.**  
Chartered Accountants  
Firm's Registration No. 302049E

**(Rajiv Singhi)**  
Partner  
Membership No. 053518

*Asian Hotels (East) Limited*

CIN:L15122WB2007PLC162762

**BALANCE SHEET as at 31st March 2018**

Particulars	Note	Amount in ₹	
		As at 31.03.2018	As at 31.03.2017
<b>ASSETS</b>			
<b>(1) Non - current assets</b>			
(a) Property, plant and equipment	2	1,122,545,879	1,160,845,560
(b) Intangible Assets	2	2,548,811	946,639
(c) Capital work in progress	3	614,290	90,450
(d) Financial assets			
(i) Investments	4	3,807,375,872	3,773,867,363
(ii) Other financial assets	5	11,418,055	11,537,025
(e) Income tax assets (net)	6	94,723,649	85,501,434
(f) Other non-current assets	7	-	274,879
		<b>5,039,226,556</b>	<b>5,033,063,350</b>
<b>(2) Current assets</b>			
(a) Inventories	8	24,112,124	26,366,280
(b) Financial assets			
(i) Investments	4	461,132,898	664,449,739
(ii) Trade receivables	9	65,325,679	57,612,270
(iii) Cash and cash equivalents	10	203,176,202	49,585,412
(iv) Loans	11	3,500,329,617	3,277,975,549
(v) Other financial assets	5	16,849,231	12,166,013
(c) Other current assets	7	39,421,429	25,748,700
		<b>4,310,347,180</b>	<b>4,113,903,963</b>
<b>Total Assets</b>		<b>9,349,573,736</b>	<b>9,146,967,313</b>
<b>EQUITY AND LIABILITIES</b>			
<b>EQUITY</b>			
(a) Equity share capital	12	115,277,970	115,277,970
(b) Other equity	13	8,911,630,434	8,770,056,839
		<b>9,026,908,404</b>	<b>8,885,334,809</b>
<b>LIABILITIES</b>			
<b>(1) Non-current liabilities</b>			
(a) Financial liabilities			
(i) Other financial liabilities	15	1,863,000	1,574,000
(b) Provisions	16	15,398,590	19,877,612
(c) Deferred tax liabilities (net)	17	72,869,892	102,166,952
		<b>90,131,482</b>	<b>123,618,564</b>
<b>(2) Current liabilities</b>			
(a) Financial liabilities			
(i) Trade payables	14		
- Total outstanding dues of Micro , Small and Medium Enterprise		552,518	276,700
- Total outstanding dues of creditors other than Micro, Small and Medium Enterprise		39,684,166	30,409,930
(ii) Other financial liabilities	15	98,438,968	74,114,916
(b) Provisions	16	7,407,482	3,091,294
(c) Other current liabilities	18	86,450,716	30,121,100
		<b>232,533,850</b>	<b>138,013,940</b>
<b>Total Equity &amp; Liabilities</b>		<b>9,349,573,736</b>	<b>9,146,967,313</b>

The accompanying notes form an integral part of the standalone financial statements.-

For **Singhi & Co.**  
Chartered Accountants  
Firm Registration. No. 302049E

**Rajiv Singhi**  
Partner  
Membership No. : 053518

Chennai  
9<sup>th</sup> May, 2018

For and on behalf of the Board of Directors

**Arun Kr Saraf** (DIN -00339772) Jt. Managing Director  
**Umesh Saraf** (DIN 00017985) Jt. Managing Director  
**A.C Chakrabortti** (DIN -00015622) Director  
**Rama Shankar Jhawar** (DIN -00023792) Director  
**Padam Kr Khaitan** (DIN - 00019700) Director  
**Rita Bhimani** (DIN - 07106069) Director

**Bimal Kr Jhunjunwala**  
CFO & Vice President- Corporate Finance

**Saumen Chatterjee**  
Chief Legal Officer & Company Secretary

*Asian Hotels (East) Limited*

CIN: L15122WB2007PLC162762

**STATEMENT OF PROFIT AND LOSS FOR THE YEAR ENDED 31.03.2018**

Amount in ₹

Particulars	Note	Year ended 31.03.2018	Year ended 31.03.2017
I Revenue from operations	19	<b>1,021,395,820</b>	983,179,371
II Other income	20	<b>56,073,325</b>	87,927,684
<b>III Total income</b>		<b>1,077,469,145</b>	1,071,107,055
IV Expenses			
Consumption of provisions, beverages, smokes & others	21	<b>139,396,221</b>	132,022,685
Employee benefits expenses	22	<b>194,406,126</b>	200,292,418
Finance cost	23	-	5,005,323
Depreciation and amortization expenses	2	<b>54,360,077</b>	63,779,181
Other expenses	24	<b>501,901,593</b>	467,489,988
<b>Total expenses</b>		<b>890,064,017</b>	868,589,595
V Profit / (loss) before exceptional items and tax		<b>187,405,128</b>	202,517,460
VI Exceptional items		-	33,623,719
<b>VII Profit / (loss) before tax</b>		<b>187,405,128</b>	168,893,741
VIII Tax expense	25		
(1) Current tax		<b>68,912,626</b>	52,331,941
(2) Deferred tax		<b>(30,262,660)</b>	(12,189,422)
(3) MAT Credit		-	-
(4) Tax for earlier years		<b>1,325,746</b>	(826,826)
IX Profit / (loss) for the period		<b>147,429,416</b>	129,578,048
X Other comprehensive income			
A (i) Items that will not be reclassified to profit or loss			
Remeasurement of defined benefit liability		<b>(1,040,641)</b>	(24,686)
Equity instruments through other comprehensive income		<b>22,573,846</b>	22,806,801
(ii) Income tax relating to items that will not be reclassified to profit or loss		<b>360,145</b>	8,543
B (i) Items that will be reclassified to profit or loss		-	-
(ii) Income tax relating to items that will be reclassified to profit or loss		-	-
		<b>21,893,350</b>	22,790,658
<b>XI Total comprehensive income for the period</b>		<b>169,322,766</b>	152,368,706
XII Earnings per equity share			
(1) Basic	26	<b>12.79</b>	11.28
(2) Diluted	26	<b>12.79</b>	11.28

The accompanying notes form an integral part of the standalone financial statements.

For **Singhi & Co.**  
Chartered Accountants  
Firm Registration. No. 302049E

**Rajiv Singhi**  
Partner  
Membership No. : 053518  
Chennai  
9<sup>th</sup> May, 2018

For and on behalf of the Board of Directors

**Arun Kr Saraf** (DIN -00339772) Jt. Managing Director  
**Umesh Saraf** (DIN 00017985) Jt. Managing Director  
**A.C Chakrabortti** (DIN -00015622) Director  
**Rama Shankar Jhawar** (DIN -00023792) Director  
**Padam Kr Khaitan** (DIN - 00019700) Director  
**Rita Bhimani** (DIN - 07106069) Director

**Bimal Kr Jhunjunwala**  
CFO & Vice President- Corporate Finance

**Saumen Chatterjee**  
Chief Legal Officer & Company Secretary

# Asian Hotels (East) Limited

CIN: L15122WB2007PLC162762

## STATEMENT OF CHANGES IN EQUITY FOR THE YEAR ENDED 31.03.2018

Particulars	Equity Share Capital	Reserves and Surplus			Capital Redemption Reserve	Capital reserve	Other Comprehensive Income		Total equity attributable to equity holders of the Company
		Retained earnings	General reserve	Securities premium account			Equity instruments through other comprehensive income	Other items of other comprehensive income	
<b>As at 01.4.2016</b>	<b>114,405,650</b>	<b>2,363,461,550</b>	<b>6,462,174,116</b>	<b>14,612,822</b>	<b>2,000,000</b>	<b>141,043</b>	-	<b>304,234</b>	<b>8,957,099,615</b>
Change in equity for the year ended March 31, 2017									
Shares issue during the year	32,142,840								32,142,840
Shares cancelled on merger	-31,270,720								-31,270,720
Profit for the period	-	129,578,048	-	-	-	-	-	-	129,578,048
Dividend	-	-22,881,170	-	-	-	-	-	-	-22,881,170
Corporate dividend tax	-	-4,658,068	-	-	-	-	-	-	-4,658,068
Remeasurement of defined benefit liability, net of tax	-	-	-	-	-	-	-	-16,143	-16,143
Equity instruments through OCI	-	-	-	-	-	-	22,806,801	-	22,806,801
Share premium reserve utilised on cancellation of shares	-	-983,253,246	14,612,822	-	-	-	-	-	-997,866,068
Addition on account of merger	-	260,930,829	121,611,685	-	-	417,857,160	-	-	800,399,674
Profit transferred to general reserve	-	-15,000,000	15,000,000	-	-	-	-	-	-
<b>As at 31.3.2017</b>	<b>115,277,970</b>	<b>2,711,431,189</b>	<b>5,615,532,555</b>	-	<b>2,000,000</b>	<b>417,998,203</b>	<b>22,806,801</b>	<b>288,091</b>	<b>8,885,334,809</b>
Change in equity for the year ended March 31, 2018									
Profit for the period	-	147,429,416	-	-	-	-	-	-	147,429,416
Dividend	-	-23,055,594	-	-	-	-	-	-	-23,055,594
Corporate dividend tax	-	-4,693,577	-	-	-	-	-	-	-4,693,577
Remeasurement of defined benefit liability, net of tax	-	-	-	-	-	-	-	-680,496	-680,496
Equity instruments through OCI	-	-	-	-	-	-	22,573,846	-	22,573,846
Profit transferred to general reserve	-	-15,000,000	15,000,000	-	-	-	-	-	-
<b>As at 31.3.2018</b>	<b>115,277,970</b>	<b>2,816,111,434</b>	<b>5,630,532,555</b>	-	<b>2,000,000</b>	<b>417,998,203</b>	<b>45,380,647</b>	<b>-392,405</b>	<b>9,026,908,404</b>

Amount in ₹

The accompanying notes form an integral part of the standalone financial statements.

As per our report of even date attached

**For Singhi & Co.**

Chartered Accountants

Firm Registration. No. 302049E

**Rajiv Singhi**

Partner

Membership No. : 053518

Chennai

9<sup>th</sup> May, 2018

For and on behalf of the Board of Directors

**Arun Kr Saraf** (DIN -00339772)

**Umesh Saraf** (DIN 00017985)

**A. C Chakrabortti** (DIN -00015622)

**Rama Shankar Jhawan** (DIN -00023792)

**Padam Kr Khaitan** (DIN - 00019700)

**Rita Bhimani** (DIN - 07106069)

Jt. Managing Director

Jt. Managing Director

Director

Director

Director

Director

**Bimal Kr Jhunjhunwala**

CFO & Vice President- Corporate Finance

**Saumen Chatterjee**

Chief Legal Officer & Company Secretary

*Asian Hotels (East) Limited*

CIN: L15122WB2007PLC162762

**CASH FLOW STATEMENT for the year ended 31st March 2018**

Particulars	Amount in ₹	
	Year ended 31.03.2018	Year ended 31.03.2017
<b>A. CASH FLOW FROM OPERATING ACTIVITIES</b>		
Profit before tax	<b>187,405,128</b>	168,893,741
Adjustment for :		
Depreciation/amortization	<b>54,360,077</b>	63,779,181
Loss/(profit) on sale of fixed assets (Net)	<b>346,820</b>	328,620
Interest expense	-	5,005,221
Other borrowing cost	-	-
Provision for bad and doubtful debts	<b>0</b>	1,199,223
Excess provision written back	<b>(1,594,862)</b>	(1,214,360)
Provision for gratuity	<b>242,543</b>	2,272,004
Provision for leave encashment	<b>(1,446,018)</b>	1,462,669
Interest income	<b>(21,702,877)</b>	(20,862,097)
Dividend income	<b>(17,290,167)</b>	(11,542,125)
Assets written off (Non cash item)	<b>1,634,316</b>	33,623,719
Net gain on current investments	-	(24,142,469)
Fair value gain on mutual funds	<b>(14,908,913)</b>	(29,916,633)
<b>Operating profit before working capital changes</b>	<b>187,046,047</b>	188,886,694
Movements in working capital :		
Increase/(decrease) in current trade payables	<b>9,550,054</b>	(3,637,541)
Increase/(decrease) in non-current trade payables	-	-
Increase/(decrease) in other current financial liabilities	<b>24,233,113</b>	(53,970,347)
Increase/(decrease) in other non-current financial liabilities	<b>289,000</b>	(653,500)
Increase/(decrease) in other current liabilities	<b>56,329,615</b>	2,112,034
Decrease/(increase) in trade receivables	<b>(6,118,547)</b>	(4,131,397)
Decrease/(increase) in inventories	<b>2,254,156</b>	(7,894,824)
Decrease/(increase) in non-current financial assets	<b>118,970</b>	-
Decrease/(increase) in non-current loans	-	116,999
Decrease/(increase) in current loans	<b>215,932</b>	32,200
Decrease/(increase) in other assets	<b>(13,672,729)</b>	7,314,579
<b>Cash generated from/(used in) operations</b>	<b>260,245,611</b>	128,174,897
Less: Direct taxes paid	<b>78,134,841</b>	58,240,321
<b>Net cash flow from/ (used in) Operating Activities (A)</b>	<b>182,110,770</b>	69,934,576
<b>B. CASH FLOWS FROM INVESTING ACTIVITIES</b>		
Payments for fixed assets	<b>(19,773,760)</b>	(7,727,581)
Decrease/(Increase) in capital work in progress	<b>(523,840)</b>	477,132
Decrease/(Increase) in capital advance	<b>274,879</b>	(41,045)
Proceeds from sale of fixed assets	<b>130,057</b>	94,276
Purchase of non current investments	<b>(10,934,664)</b>	(1,213,017,125)
Proceeds from sale/maturity of current investments	<b>218,225,754</b>	2,555,512,037
Non-current loans given/(repaid)	<b>(222,570,000)</b>	597,212,800
Interest received	<b>17,019,659</b>	22,694,426
Dividend received	<b>17,290,167</b>	11,542,125
Net cash flow from/(used in) Investing Activities (B)	<b>(861,748)</b>	1,966,747,045
<b>C. CASH FLOWS FROM FINANCING ACTIVITIES</b>		
Repayment of borrowings	-	(2,004,474,259)
Proceeds from borrowings	-	-
Interest paid on borrowings	-	(5,005,221)
Payment of other borrowing cost	-	-
Dividend paid on shares	<b>(22,964,655)</b>	(22,449,960)
Tax on dividend paid	<b>(4,693,577)</b>	(4,658,068)
<b>Net cash flow from/(used in) in Financing Activities (C)</b>	<b>(27,658,232)</b>	(2,036,587,508)
<b>Net increase/(decrease) in Cash and Cash Equivalents (A + B + C)</b>	<b>153,590,790</b>	94,113
<b>Cash and Cash Equivalents at the beginning of the year</b>	<b>49,585,412</b>	49,491,299
<b>Cash and Cash Equivalents at the end of the year</b>	<b>203,176,202</b>	49,585,412

For **Singhi & Co.**  
Chartered Accountants  
Firm Registration. No. 302049E

**Rajiv Singhi**  
Partner  
Membership No. : 053518  
Chennai  
9<sup>th</sup>May, 2018

For and on behalf of the Board of Directors

**Arun Kr Saraf** (DIN -00339772) Jt.Managing Director  
**Umesh Saraf** (DIN 00017985) Jt.Managing Director  
**A.C Chakrabortti** (DIN -00015622) Director  
**Rama Shankar Jhavar** (DIN -00023792) Director  
**Padam Kr Khaitan** (DIN - 00019700) Director  
**Rita Bhimani** (DIN - 07106069) Director

**Bimal Kr Jhunjunwala**  
CFO & Vice President- Corporate Finance

**Saumen Chatterjee**  
Chief Legal Officer & Company Secretary

**NOTES TO THE FINANCIAL STATEMENTS AS AT AND for the year ended 31st March 2018**

**1. Company Overview and Significant Accounting Policies**

**1.1 Company overview**

Asian Hotels (East) Limited is a Public Limited Company listed with Bombay Stock Exchange and National Stock Exchange and is primarily engaged in the Hotel business through "Hyatt Regency Kolkata" a five-star Hotel situated in the city of Kolkata.

**1.2. Basis of preparation of financial statement**

These financial statements are prepared in accordance with Indian Accounting Standards (Ind AS) under the historical cost convention on the accrual basis except for certain financial instruments which are measured at fair values, and the provisions of the Companies Act, 2013 ('Act') (to the extent notified). The Ind AS are prescribed under Section 133 of the Act read with Rule 3 of the Companies (Indian Accounting Standards) Rules, 2015 and Companies (Indian Accounting Standards) Amendment Rules, 2016.

Accounting policies have been consistently applied except where a newly issued accounting standard is initially adopted or a revision to an existing accounting standard requires a change in the accounting policy hitherto in use.

The financial statements are approved for issue by the Company's Board of Directors on May 09, 2018

**1.3 Functional & Presentation Currency**

These Financial statements are presented in Indian Rupees (INR) which is also the company's functional currency.

**1.4 Use of estimates**

The preparation of the financial statements in conformity with Ind AS requires management to make estimates, judgments and assumptions. These estimates, judgments and assumptions affect the application of accounting policies and the reported amounts of assets and liabilities, the disclosures of contingent assets and liabilities at the date of the financial statements and reported amounts of revenues and expenses during the period. Although these estimates are based on the management's best knowledge of current events and actions, uncertainty about these assumptions and estimates could result in the outcomes requiring a material adjustment to the carrying amounts of assets or liabilities in future periods. Changes in estimates are reflected in the financial statements in the period in which changes are made and, if material, their effects are disclosed in the notes to the financial statements.

**1.5 Significant Accounting Policies**

**a. Property Plant & Equipment:**

Under the previous Indian GAAP, property plant and equipment were carried in the balance sheet on the basis of historical cost. The company has regarded the same as deemed cost and presented same values in Ind- AS compliant financials. Property, Plant and equipment are stated at cost, net of accumulated depreciation and accumulated impairment losses, if any. Such cost includes the cost of replacing part of the plant and equipment and borrowing costs for long-term construction projects if the recognition criteria are met. When significant parts of plant and equipment are required to be replaced at intervals, the Company depreciates them separately based on their specific useful lives. Likewise, when a major inspection is performed, its cost is recognized in the carrying amount of the plant and equipment as a replacement if the recognition criteria are satisfied. All other repair and maintenance costs are recognized in profit or loss as incurred. The present value of the expected cost for the decommissioning of an asset after its use is included in the cost of the respective asset if the recognition criteria for a provision are met.

Intangible assets are stated at cost less accumulated amortisation and net of impairments, if any. An intangible asset is recognised if it is probable that the expected future economic benefits that are attributable to the asset will flow to the company and its cost can be measured reliably. Intangible assets are amortised on straight line basis over their estimated useful lives.

Depreciation on fixed assets is calculated on a straight-line basis using the rates based on the useful lives of the assets as prescribed in Schedule II to the Companies Act, 2013. If the asset is purchased on or before the 15th of month depreciation is charged from the month of purchase, otherwise depreciation is charged from the month following the month of purchase. No depreciation is charged for the quarter on the assets sold/ discarded during the year.

**b. Investments in Subsidiaries**

Subsidiaries are entities controlled by the Company. The Company controls an entity when it is exposed to or has rights to variable returns from its involvement with the entity and has the ability to affect those returns through its power over the entity. The Company's investment in the equity shares of its subsidiaries are recognised at cost. The company has elected to apply previous GAAP carrying amount of its equity investment in subsidiaries as deemed cost as on the date of transition to Ind AS. However, the debt instruments in subsidiaries are recognized at fair value.

**c. Inventories**

Inventories are measured at lower of cost and net realizable value. Net realizable value is the estimated selling price in the ordinary course of business less the estimated cost of completion & selling expenses.



**NOTES TO THE FINANCIAL STATEMENTS AS AT AND for the year ended 31st March 2018**

**d. Trade Receivables**

Trade receivables are recognised initially at fair value and subsequently measured at amortised cost using the effective interest method less provision for impairment.

**e. Financial Instruments**

A financial instrument is any contract that gives rise to a financial asset of one entity and a financial liability or equity instrument of another entity.

**Financials Asset**

**Initial recognition and measurement**

All financial assets are recognized initially at fair value plus, in the case of financial assets not recorded at fair value through profit or loss, transaction costs that are directly attributable to the acquisition of the financial asset.

**Subsequent measurement**

For purposes of subsequent measurement, financial assets are classified in three categories:

- (i) Financial Asset at amortized cost
- (ii) Financial Asset At Fair Value through other comprehensive income (OCI)
- (iii) Financial Asset at Fair value through profit and loss (PL)

**Financial Asset at amortized cost**

A 'Financial Asset' is measured at the amortized cost if both the following conditions are met:

- a) The asset is held within a business model whose objective is to hold assets for collecting contractual cash flows, and
- b) Contractual terms of the asset give rise on specified dates to cash flows that are solely payments of principal and interest (SPPI) on the principal amount outstanding.

After initial measurement, such financial assets are subsequently measured at amortized cost using the effective interest rate (EIR) method. Amortized cost is calculated by taking into account any discount or premium on acquisition and fees or costs that are an integral part of the EIR. The EIR amortization is included in finance income in the statement of profit or loss.

**Financial Asset at Fair value through OCI**

A 'Financial Asset' is classified as at the FVTOCI if both of the following criteria are met:

- a) The objective of the business model is achieved both by collecting contractual cash flows and selling the financial assets, and
- b) The asset's contractual cash flows represent SPPI.

Financial Asset included within the FVTOCI category are measured initially as well as at each reporting date at fair value. Fair value movements are recognized in the other comprehensive income (OCI).

**Financial Asset at fair value through profit or loss**

FVTPL is a residual category for Financial Assets. Any financial asset, which does not meet the criteria for categorization as at amortized cost or as FVTOCI, is classified as at FVTPL.

In addition, the company may elect to designate a Financial asset, which otherwise meets amortized cost or FVTOCI criteria, as at FVTPL. However, such election is allowed only if doing so reduces or eliminates a measurement or recognition inconsistency (referred to as 'accounting mismatch').

**Equity Instruments**

All equity investments in scope of Ind AS 109 are measured at fair value. For equity instruments, the company may make an irrevocable election to present subsequent changes in the fair value in other comprehensive income. The Company makes such election on an instrument by-instrument basis. The classification is made on initial recognition and is irrevocable if the Company decides to classify an equity instrument as at FVTOCI, then all fair value changes on the instrument, excluding dividends, are recognized in the OCI.

**Derogisation of Financial asset**

A financial asset (or, where applicable, a part of a financial asset or part of a group of similar financial assets) is primarily derecognized when:

- The rights to receive cash flows from the asset have expired, or
- The company has transferred its rights to receive cash flows from the asset or has assumed an obligation to pay the received cash flows in full without material delay to a third party under a 'pass-through' arrangement; and either
  - (a) the Company has transferred substantially all the risks and rewards of the asset, or
  - (b) the Company has neither transferred nor retained substantially all the risks and rewards of the asset, but has transferred control of the asset.



**NOTES TO THE FINANCIAL STATEMENTS AS AT AND for the year ended 31st March 2018**

**Impairment of financial assets**

In accordance with Ind AS 109, the Company applies expected credit loss (ECL) model for measurement and recognition of impairment loss on the following financial assets and credit risk exposure:

- a) Financial assets that are debt instruments, and are measured at amortised cost e.g., loans, debt securities, deposits, trade receivables and bank balance.
- b) Financial assets that are debt instruments and are measured as at FVTOCI.
- c) Lease receivables under Ind AS 17.
- d) Trade receivables or any contractual right to receive cash or another financial asset that result from transactions that are within the scope of Ind AS 11 and Ind AS 18 (referred to as 'contractual revenue receivables')
- e) Loan commitments which are not measured as at FVTPL
- f) Financial guarantee contracts which are not measured as at FVTPL

For recognition of impairment loss on other financial assets and risk exposure, the Company determines that whether there has been a significant increase in the credit risk since initial recognition. If credit risk has not increased significantly, 12-month ECL is used to provide for impairment loss. However, if credit risk has increased significantly, lifetime ECL is used. If, in a subsequent period, credit quality of the instrument improves such that there is no longer a significant increase in credit risk since initial recognition, then the entity reverts to recognising impairment loss allowance based on 12-month ECL. Lifetime ECL are the expected credit losses resulting from all possible default events over the expected life of a financial instrument.

**Financial Liabilities**

**Initial recognition and measurement**

All financial liabilities are recognized initially at fair value and, in the case of loans and borrowings and payables, net of directly attributable transaction costs. For financial liabilities maturing within one year from the balance sheet date, the carrying amount approximate fair value due to the short maturity of these instruments.

**Subsequent Measurement**

**Financial liabilities at fair value through profit or loss**

Financial liabilities at fair value through profit or loss include financial liabilities held for trading and financial liabilities designated upon initial recognition as at fair value through profit or loss. Financial liabilities are classified as held for trading if they are incurred for the purpose of repurchasing in the near term. Gains or losses on liabilities held for trading are recognized in the profit or loss.

**Financial Liabilities at amortized cost**

After initial recognition, interest-bearing loans and borrowings are subsequently measured at amortized cost using the EIR method. Gains and losses are recognized in profit or loss when the liabilities are derecognized as well as through the EIR amortization process. Amortized cost is calculated by taking into account any discount or premium on acquisition and fees or costs that are an integral part of the EIR. The EIR amortization is included as finance costs in the statement of profit and loss.

**f. Cash and Cash Equivalents**

Cash and Cash Equivalent in balance sheet comprise cash at banks and on hand, unpaid dividend, fixed deposits and short-term deposits with an original maturity of three months or less, which are subject to an insignificant risk of changes in value.

**g. Trade Payables & Other Payables**

These amounts represent liabilities for goods and services provided to the company prior to the end of financial year which are unpaid. Trade and other payables are presented as current liabilities unless payment is not due within 12 months after the reporting period. They are recognised initially at their fair value and subsequently measured at amortised cost using the effective interest method.

**h. Provisions, Contingent liabilities**

Provisions are recognized when the company has a present obligation (legal or constructive) as a result of a past event, if it is probable that an outflow of resources embodying economic benefits will be required to settle the obligation and a reliable estimate can be made of the amount of the obligation. The expense relating to a provision is presented in the statement of profit and loss.

If the effect of the time value of money is material, provisions are discounted using a current pre-tax rate that reflects, when appropriate, the risks specific to the liability. When discounting is used, the increase in the provision due to the passage of time is recognized as a finance cost.

A contingent liability is disclosed in case of;

- a present obligation arising from past events, when it is not probable that an outflow of resources will be required to settle the obligation;

**NOTES TO THE FINANCIAL STATEMENTS AS AT AND for the year ended 31st March 2018**

- a present obligation arising from past events, when no reliable estimate is possible ;
- a possible obligation arising from past events, unless the probability of outflow of resources is remote.

Provisions, contingent liabilities, contingent assets and commitments are reviewed at each balance sheet date.

**i. Revenue recognition**

Revenue is recognized to the extent that it is probable that the economic benefits will flow and the revenue can be reliably measured, regardless of when the payment is being made. Revenue is measured at the fair value of the consideration received or receivable, taking into account contractually defined terms of payment and excluding taxes or duties collected on behalf of the government.

**j. Other Income**

Other income is comprised primarily of interest income, dividend income, gain on sale of investments and exchange gain/loss on translation of assets and liabilities. For all debt instruments measured either at amortised cost or at fair value through other comprehensive income, interest income is recognised using the effective interest rate (EIR). Dividend income is recognised when right to receive payment is established.

**k. Borrowing Costs**

Borrowing costs directly attributable to the acquisition, construction or production of an asset that necessarily takes a substantial period of time to get ready for its intended use are capitalized as part of the cost of the asset. All other borrowing costs are expensed in the period in which they occur. Borrowing costs consist of interest and other costs that an entity incurs in connection with the borrowing of funds. Borrowing cost also includes exchange differences to the extent regarded as an adjustment to the borrowing costs.

**l. Income taxes**

Income tax expense comprises current and deferred income tax. Income tax expense is recognized in net profit in the statement of profit and loss except to the extent that it relates to items recognized directly in equity, in which case it is recognized in other comprehensive income. Current income tax for current and prior periods is recognized at the amount expected to be paid to or recovered from the tax authorities, using the tax rates and tax laws that have been enacted or substantively enacted by the balance sheet date.

Deferred income tax assets and liabilities are recognized for all temporary differences arising between the tax bases of assets and liabilities and their carrying amounts in the financial statements. Deferred tax assets are reviewed at each reporting date and are reduced to the extent that it is no longer probable that the related tax benefit will be realized.

Deferred income tax assets and liabilities are measured using tax rates and tax laws that have been enacted or substantively enacted by the balance sheet date and are expected to apply to taxable income in the years in which those temporary differences are expected to be recovered or settled. The effect of changes in tax rates on deferred income tax assets and liabilities is recognized as income or expense in the period that includes the enactment or the substantive enactment date.

A deferred income tax asset is recognized to the extent that it is probable that future taxable profit will be available against which the deductible temporary differences and tax losses can be utilized. The company offsets current tax assets and current tax liabilities, where it has a legally enforceable right to set off the recognized amounts and where it intends either to settle on a net basis, or to realize the asset and settle the liability simultaneously.

Minimum Alternate Tax ('MAT') credit is recognised as an asset only when and to the extent there is convincing evidence that the Company will pay normal income-tax during the specified period. In the year in which the MAT credit becomes eligible to be recognised as an asset, the said asset is created by way of a credit to the statement of profit and loss. The Company reviews the same at each balance sheet date and writes down the carrying amount of MAT credit entitlement to the extent there is no longer convincing evidence to the effect that Company will pay normal income-tax during the specified period.

**m. Earnings per share**

Basic Earnings per share are calculated by dividing the net profit or loss for the period attributable to the equity shareholders by the weighted average number of equity shares outstanding during the period. Partly paid equity shares are treated as fraction of equity shares to the extent that they are entitled to participate in dividends relative to a fully paid equity shares during the reporting period. The weighted average number of equity shares outstanding during the period is adjusted for events such as bonus issue, bonus element in a right issue, share split, and reverse share split (consolidation of shares) that have changed the number of equity shares outstanding, without a corresponding change in resources.

**NOTES TO THE FINANCIAL STATEMENTS AS AT AND for the year ended 31st March 2018**

For the purpose of calculating diluted earning per share, the net profit or loss for the period attributable to Equity Shareholders and the weighted average number of shares outstanding during the period are adjusted for the effects of all dilutive potential equity shares.

**n. Leases**

The determination of whether an arrangement is (or contains) a lease is based on the substance of the arrangement at the inception of the lease. The arrangement is, or contains, a lease if fulfillment of the arrangement is dependent on the use of a specific asset or assets and the arrangement conveys a right to use the asset or assets, even if that right is not explicitly specified in an arrangement. For arrangements entered into prior to 1<sup>st</sup> April 2014, the Company has determined whether the arrangement contain lease on the basis of facts and circumstances existing on the date of transition.

Company as a lessee

A lease is classified at the inception date as a finance lease or an operating lease. A lease that transfers substantially all the risks and rewards incidental to ownership to the Company is classified as a finance lease. Finance leases are capitalised at the commencement of the lease at the inception date fair value of the leased property or, if lower, at the present value of the minimum lease payments. Lease payments are apportioned between finance charges and reduction of the lease liability so as to achieve a constant rate of interest on the remaining balance of the liability. Finance charges are recognised in finance costs in the statement of profit and loss, unless they are directly attributable to qualifying assets, in which case they are capitalized in accordance with the Company's general policy on the borrowing cost. A leased asset is depreciated over the useful life of the asset. However, if there is no reasonable certainty that the Company will obtain ownership by the end of the lease term, the asset is depreciated over the shorter of the estimated useful life of the asset and the lease term. Operating lease payments are recognised as an expense in the statement of profit and loss on a straight-line basis over the lease term.

**o. Fair Value Measurement**

The fair value of an asset or a liability is measured using the assumptions that market participants would use when pricing the asset or liability, assuming that market participants act in their economic best interest. A fair value measurement of a non-financial asset takes into account a market participant's ability to generate economic benefits by using the asset in its highest and best use or by selling it to another market participant that would use the asset in its highest and best use. The Company uses valuation techniques that are appropriate in the circumstances and for which sufficient data are available to measure fair value, maximising the use of relevant observable inputs and minimising the use of unobservable inputs.

**p. Employee benefits**

Provident Fund: Retirement benefit in the form of provident fund is a defined contribution scheme. The Company has no obligation, other than the contribution payable to the provident fund. The Company recognizes contribution payable to the provident fund scheme as an expense, when an employee renders the related service.

**Gratuity & Leave Encashment (Unfunded):** Provision for gratuity and leave encashment are based on actuarial valuation as on the date of the Balance Sheet. The valuation is done by an independent actuary using the projected unit credit method. Remeasurements, comprising of actuarial gains and losses, the effect of the asset ceiling, excluding amounts included in net interest on the net defined benefit liability and the return on plan assets are recognised immediately in the balance sheet with a corresponding debit or credit to retained earnings through OCI in the period in which they occur. Remeasurements are not reclassified to profit or loss in subsequent periods.

All employee benefits payable wholly within twelve months rendering services are classified as short term employee benefits. Benefits such as salaries, wages, short-term compensated absences, performance incentives etc., and the expected cost of bonus, ex-gratia are recognised during the period in which the employee renders related service.

**q. Foreign Currencies**

Transactions and balances

Transactions in foreign currencies are initially recorded by the Company at their functional currency spot rates at the date the transaction first qualifies for recognition. Monetary assets and liabilities denominated in foreign currencies are translated at the functional currency spot rates of exchange at the reporting date.

Exchange differences arising on settlement or translation of monetary items are recognised in profit or loss.

Non-monetary items that are measured in terms of historical cost in a foreign currency are translated using the exchange rates at the dates of the initial transactions. Non-monetary items measured at fair value in a foreign currency are translated using the exchange rates at the date when the fair value is determined. The gain or loss arising on translation of non-monetary items measured at fair value is treated in line with the recognition of the gain or loss on the change in fair value of the item (i.e., translation differences on items whose fair value gain or loss is recognised in OCI or profit or loss are also recognised in OCI or profit or loss, respectively).

**NOTES TO THE FINANCIAL STATEMENTS AS AT AND for the year ended 31st March 2018**

**r. Dividend**

Final dividend on shares are recorded as a liability on the date of approval by the shareholders and interim dividends are recorded as a liability on the date of declaration by the Company's Board of Directors.

**s. Segment Reporting**

Operating segments are reported in a manner consistent with the internal reporting provided to the chief operating decision maker. The board of directors of Asian Hotels (East ) Limited generally assesses the financial performance and position of the company, and makes strategic decisions.

**t. Impairment of non-current assets** - Ind AS 36 requires that the Company assesses conditions that could cause an asset or a Cash Generating Unit (CGU) to become impaired and to test recoverability of potentially impaired assets. These conditions include internal and external factors such as the Company's market capitalization, significant changes in the Company's planned use of the assets or a significant adverse change in the expected prices, sales volumes or raw material cost. The identification of CGUs involves judgment, including assessment of where active markets exist, and the level of interdependency of cash inflows. CGU is usually the individual plant, unless the asset or asset group is an integral part of a value chain where no independent prices for the intermediate products exist, a group of plants is combined and managed to serve a common market, or where circumstances otherwise indicate significant interdependencies.

In accordance with Ind AS 36, goodwill and certain intangible assets are reviewed at least annually for impairment. If a loss in value is indicated, the recoverable amount is estimated as the higher of the CGU's fair value less cost to sell, or its value in use. Directly observable market prices rarely exist for the Company's assets, however, fair value may be estimated based on recent transactions on comparable assets, internal models used by the Company for transactions involving the same type of assets or other relevant information. Calculation of value in use is a discounted cash flow calculation based on continued use of the assets in its present condition, excluding potential exploitation of improvement or expansion potential.

Determination of the recoverable amount involves management estimates on highly uncertain matters, such as commodity prices and their impact on markets and prices for upgraded products, development in demand, inflation, operating expenses and tax and legal systems. The Company uses internal business plans, quoted market prices and the Company's best estimate of commodity prices, currency rates, discount rates and other relevant information. A detailed forecast is developed over the period of three years with projections thereafter. The Company does not include a general growth factor to volumes or cash flows for the purpose of impairment tests, however, cash flows are generally increased by expected inflation and market recovery towards previously observed volumes.

**u. New Standards / Amendments to Existing Standard issued but not yet effective upto the date of issuance of the Company's Financial Statement are disclosed below.**

Ind AS 115-Revenue from Contracts with Customers.

The Ministry of corporate affair (MCA) on 28th March 2018 has notified new Indian Accounting Standard as mentioned above . The new standard will come to into force from accounting period commencing on or after 1st April 2018. It replaces existing recognition guidance, including Ind AS 18 Revenue and Ind AS 11 Construction contract. The standard is likely to affect the measurement, recognition and disclosure of revenue. The Company is in the process of assessing the possible impact of Ind AS115; Revenue from contract with customer on its financial statement and will adopt the Ind AS 115 on the required effective date.

*Asian Hotels (East) Limited*

CIN: L15122WB2007PLC162762

**NOTES TO THE FINANCIAL STATEMENTS AS AT AND for the year ended 31st March 2018**

**2. PROPERTY, PLANT & EQUIPMENT & INTANGIBLE ASSETS**

	Amount in ₹					
<b>Tangible Assets</b>	<b>Leasehold Land</b>	<b>Building</b>	<b>Plant &amp; Equipment</b>	<b>Furniture &amp; Fixtures</b>	<b>Vehicles</b>	<b>Total</b>
<b>Gross Block (at cost )</b>						
As at 01.04.2016	267,042,819	999,017,100	738,809,910	182,548,417	9,185,489	2,196,603,735
Additions	-	1,706,231	3,197,379	2,048,832	-	6,952,442
Disposals	-	-	123,924,086	18,007,990	-	141,932,076
As at 31.03.2017	267,042,819	1,000,723,331	618,083,203	166,589,259	9,185,489	2,061,624,101
Additions	-	1,626,526	4,130,006	12,158,048	-	17,914,580
Disposals	-	1,634,316	182,624	471,384	-	2,288,324
<b>As at 31.03.2018</b>	<b>267,042,819</b>	<b>1,000,715,541</b>	<b>622,030,585</b>	<b>178,275,923</b>	<b>9,185,489</b>	<b>2,077,250,357</b>
<b>Depreciation</b>						
As at 01.04.2016	-	212,650,650	575,638,532	164,575,082	7,883,041	960,747,305
Charge for the year	-	16,250,187	45,577,775	1,529,959	333,224	63,691,145
Disposals	-	-	106,606,950	17,052,959	-	123,659,909
As at 31.03.2017	-	228,900,837	514,609,357	149,052,082	8,216,265	900,778,541
Charge for the year	-	15,792,331	36,033,191	1,944,325	333,222	54,103,069
Disposals	-	-	173,493	3,639	-	177,132
<b>As at 31.03.2018</b>	<b>-</b>	<b>244,693,168</b>	<b>550,469,055</b>	<b>150,992,768</b>	<b>8,549,487</b>	<b>954,704,478</b>
<b>Net Block</b>						
As at 31.03.2017	267,042,819	771,822,494	103,473,846	17,537,177	969,224	1,160,845,560
As at 31.03.2018	267,042,819	756,022,373	71,561,530	27,283,155	636,002	1,122,545,879
<b>Intangible Assets - Softwares</b>						
<b>Gross Block (at cost )</b>						
As at 01.04.2016	7,097,307					
Additions	775,139					
Disposals	-					
As at 31.03.2017	7,872,446					
Additions	1,859,180					
Disposals	-					
As at 31.03.2018	9,731,626					
<b>Depreciation</b>						
As at 01.04.2016	6,837,771					
Charge for the year	88,036					
Disposals	-					
As at 31.03.2017	6,925,807					
Charge for the year	257,008					
Disposals	-					
As at 31.03.2018	7,182,815					
<b>Net Block</b>						
As at 31.03.2017	946,639					
<b>As at 31.03.2018</b>	<b>2,548,811</b>					

**3. CAPITAL WORK IN PROGRESS**

<b>Particulars</b>	<b>Building</b>	<b>Plant &amp; Equipment</b>	<b>Furniture &amp; Fixtures</b>	<b>Total</b>
As at 01.04.2016	16,342,029	-	-	16,342,029
Additions	-	-	-	-
Deductions	16,251,579	-	-	16,251,579
As at 31.03.2017	90,450	-	-	90,450
Additions	1,170,768	5,845,470	-	7,016,238
Deductions	646,928	5,845,470	-	6,492,398
<b>As at 31.03.2018</b>	<b>614,290</b>	<b>-</b>	<b>-</b>	<b>614,290</b>

*Asian Hotels (East) Limited*

CIN: L15122WB2007PLC162762

**NOTES TO THE FINANCIAL STATEMENTS AS AT AND for the year ended 31st March 2018**

4. INVESTMENTS	Amount in ₹	
	Non - current	
Particulars	As at 31.03.2018	As at 31.03.2017
Unquoted		
Investment in Equity Shares carried at cost		
Investment in equity shares of subsidiary - GJS Hotels Limited		
10,961,000 (previous year: 10,961,000) equity shares of ₹10/- each fully paid up	<b>2,346,365,000</b>	2,346,365,000
Investment in equity shares of subsidiary - Robust Hotels Private Limited		
30,010,000 (previous year: 30,010,000) equity shares of ₹10/- each fully paid up	<b>300,175,000</b>	300,175,000
Investment in equity shares of subsidiary - Regency Convention Centre & Hotels Limited		
91,652 (previous year: 91,652) equity shares of ₹10/- each fully paid up	<b>257,901,724</b>	257,901,724
	<b>2,904,441,724</b>	2,904,441,724
Investment in Preference Shares carried at amortised cost		
Investment in preference shares of subsidiary - Robust Hotels Pvt. Ltd.		
4,300,000 (previous year: 4,300,000) 12% cumulative redeemable preference shares of ₹100/-each fully paid up	<b>615,374,060</b>	615,374,060
	<b>615,374,060</b>	615,374,060
Quoted		
Investment carried at FVTOCI		
Investment in equity shares of Asian Hotels (West) Limited		
524,438 (previous year: 458,377) equity shares of ₹10/- each fully paid up	<b>137,560,088</b>	104,051,579
Investment carried at amortised cost		
Investment in Bonds of Indian Railways Financial Corporation Limited		
150,000 (previous year: 150,000) 8.23% tax free bonds of ₹1000/-each	<b>150,000,000</b>	150,000,000
	<b>287,560,088</b>	254,051,579
	<b>3,807,375,872</b>	3,773,867,363
Aggregate value of quoted investments	<b>287,560,088</b>	254,051,579
Aggregate value of unquoted investments	<b>3,519,815,784</b>	3,519,815,784
Aggregate amount of provision for diminution in value of investments	-	-

## Asian Hotels (East) Limited

### 4. INVESTMENTS

#### Particulars

	Amount in ₹			
	As at		Current	
	31.03.2018	31.03.2017	31.03.2018	31.03.2017
	No. of units	No. of units	₹	₹
Unquoted, fully paid up				
Investment carried at FVTPL				
Investment in units of mutual funds [face value (FV) of ₹ 10 each, unless otherwise stated]				
Aditya Birla Sun Life Cash Plus -DDR	805,494	-	80,768,621	-
Franklin India Ultra Short Bond Fund-SIP-DDR	941,561	-	9,488,863	-
ICICI Prudential Flexible Income Plan-Daily Dividend Reinvestment	-	1,887,968	-	199,625,766
ICICI Prudential Savings Fund - Daily Dividend Reinvestment	-	1,014,163	-	102,862,505
UTI Short Term Income Fund-Institutional Plan - Growth	13,007,280	13,007,280	274,743,677	259,345,659
UTI Treasury Advantage Fund -Instt.-Plan-Daily Dividend Reinvestment (FV Rs 1000)	95,909	102,368	96,131,737	102,615,809
			<b>461,132,898</b>	664,449,739
			<b>461,132,898</b>	664,449,739
Aggregate amount of quoted investments			-	-
Aggregate amount of unquoted investments			<b>461,132,898</b>	664,449,739
Aggregate amount of adjustments to impairment in value of investments			-	-

*Asian Hotels (East) Limited*

CIN: L15122WB2007PLC162762

**NOTES TO THE FINANCIAL STATEMENTS AS AT AND for the year ended 31st March 2018**

		Amount in ₹	
<b>5. OTHER FINANCIAL ASSETS</b>			
<b>Particulars</b>		<b>Non - current</b>	
	<b>As at</b>	<b>As at</b>	
	<b>31.03.2018</b>	<b>31.03.2017</b>	
Security deposits	<b>11,418,055</b>	11,537,025	
	<b>11,418,055</b>	11,537,025	
		Amount in ₹	
		<b>Current</b>	
	<b>As at</b>	<b>As at</b>	
	<b>31.03.2018</b>	<b>31.03.2017</b>	
Interest accrued but not due	<b>12,056,423</b>	12,166,013	
Interest accrued and due	<b>4,792,808</b>	-	
	<b>16,849,231</b>	12,166,013	
<b>6. INCOME TAX ASSETS (net)</b>			
<b>Particulars</b>		<b>Non - current</b>	
	<b>As at</b>	<b>As at</b>	
	<b>31.03.2018</b>	<b>31.03.2017</b>	
Income tax assets	<b>492,052,924</b>	413,918,083	
Less: Provision for taxes	<b>397,329,275</b>	328,416,649	
	<b>94,723,649</b>	85,501,434	
<b>7. OTHER ASSETS</b>			
<b>Particulars</b>		<b>Non - current</b>	
	<b>As at</b>	<b>As at</b>	
	<b>31.03.2018</b>	<b>31.03.2017</b>	
Capital advance	-	274,879	
	-	274,879	
		Amount in ₹	
		<b>Current</b>	
	<b>As at</b>	<b>As at</b>	
	<b>31.03.2018</b>	<b>31.03.2017</b>	
Advance to suppliers	<b>14,118,837</b>	8,172,669	
Prepaid expenses	<b>19,926,298</b>	10,484,655	
Balance with statutory authorities	<b>5,376,294</b>	7,091,376	
	<b>39,421,429</b>	25,748,700	
<b>8. INVENTORIES</b>			
<b>Particulars</b>		<b>Non-current</b>	
	<b>As at</b>	<b>As at</b>	
	<b>31.03.2018</b>	<b>31.03.2017</b>	
(valued at cost or net realisable value whichever is lower)			
Food, Liquor & Tobacco	<b>21,389,268</b>	23,882,128	
General Stores and Spares	<b>2,722,856</b>	2,484,152	
	<b>24,112,124</b>	26,366,280	



*Asian Hotels (East) Limited*

CIN: L15122WB2007PLC162762

**NOTES TO THE FINANCIAL STATEMENTS AS AT AND for the year ended 31st March 2018**

9. TRADE RECEIVABLES	Particulars	Amount in ₹	
		Current	
		As at 31.03.2018	As at 31.03.2017
	Trade Receivables		
	- Unsecured, considered good	63,707,448	57,612,270
	- Doubtful	1,716,265	1,618,231
		65,423,713	59,230,501
	- Less: allowance for bad & doubtful debts	98,034	1,618,231
		65,325,679	57,612,270
		65,325,679	57,612,270

10. CASH & CASH EQUIVALENTS	Particulars	Amount in ₹	
		Current	
		As at 31.03.2018	As at 31.03.2017
	Balance with banks		
	In current accounts	177,713,240	23,804,844
	In fixed deposit accounts *	20,000,000	20,000,000
	In unpaid dividend accounts**	4,505,855	4,414,916
	Cash on hand	957,107	1,023,006
	Cheques on hand	-	342,646
		203,176,202	49,585,412

\* The Company maintains an overdraft account and has given revolving letter of credit to West Bengal State Electricity Distribution Company Limited secured against fixed deposits.

\*\*Transfer of unclaimed dividend and shares to the IEPF

Pursuant to the provisions of Section 124 & 125 of the Companies Act, 2013 read with the Investor Education and Protection Fund (IEPF) Authority (Accounting, Audit, Transfer and Refund) Rules, 2016 (the Rules), ₹ 4,09,623/- and 73,623 shares have been transferred to the IEPF for the dividend declared in the financial year ended 2009-10 and the respective shares whose dividend remained unpaid or unclaimed for seven consecutive years. Further, ₹ 12,390/- and its respective 4,130 shares being restrained shares could not be transferred to the IEPF pursuant to Rule 6(3)(b) of the Rules, the due date of transfer of which was November 4, 2017.

11. LOANS	Particulars	Amount in ₹	
		Current	
		As at 31.03.2018	As at 31.03.2017
	Loans/advance to subsidiary companies		
	GJS Hotels Limited	3,229,844,800	3,230,204,800
	Regency Convention Centre and Hotels Limited	14,400,474	13,970,474
	Robust Hotels Pvt. Ltd.	222,500,000	-
	Other loans and advances		
	Advance for acquisition of shares from shareholders of Regency Convention Centre & Hotels Ltd. (refer note 43)	33,448,275	33,448,275
	Employee advance	136,068	352,000
		3,500,329,617	3,277,975,549

*Asian Hotels (East) Limited*

CIN: L15122WB2007PLC162762

**NOTES TO THE FINANCIAL STATEMENTS AS AT AND for the year ended 31st March 2018**

**12. SHARE CAPITAL**

Particulars	Amount in ₹	
	As at 31.03.2018	As at 31.03.2017
Authorised Shares		
90,000,000 Equity shares of ₹ 10/- each	<b>900,000,000</b>	900,000,000
1,000,000 Preference shares of ₹ 10/- each	<b>10,000,000</b>	10,000,000
Issued, subscribed & paid up		
11,527,797 (previous year: 11,527,797) Equity Shares of ₹ 10/- each	<b>115,277,970</b>	115,277,970
Total	<b>115,277,970</b>	115,277,970

**Reconciliation of the shares outstanding at the beginning and at the end of the reporting year**

	As at 31.03.2018	As at 31.03.2017
Equity Shares		
At the beginning of the year	<b>11,527,797</b>	11,440,585
Issued during the year	-	3,214,284
Cancelled during the year	-	(3,127,072)
At the end of the year	<b>11,527,797</b>	11,527,797

**Terms/rights attached to Equity Shares**

The Company has only one class of equity shares having a par value of ₹ 10/- per share. Each holder of equity shares is entitled to one vote per share.

In the event of liquidation of the Company, the holders of equity shares will be entitled to receive remaining assets of the Company, after distribution of all preferential amounts. The distribution will be in proportion to the number of equity shares held by the shareholders.

**Details of shareholders Holding more than 5% shares in the Company**

Equity shares	As at 31.03.2018	As at 31.03.2017	As at 31.03.2018	As at 31.03.2017
	% of Holding	% of Holding	No. of Shares	No. of Shares
Saraf Industries Limited	<b>31.49%</b>	31.49%	<b>3,630,630</b>	3,630,630
Radhe Shyam Saraf	<b>28.49%</b>	28.49%	<b>3,284,680</b>	3,284,680
Axis Bank Limited	<b>5.42%</b>	5.42%	<b>624,487</b>	624,487
Ratna Saraf	<b>5.36%</b>	5.36%	<b>617,347</b>	617,347

**13. OTHER EQUITY**

Particulars	Amount in ₹	
	As at 31.03.2018	As at 31.03.2017
Capital reserve	<b>417,998,203</b>	417,998,203
Capital redemption reserve	<b>2,000,000</b>	2,000,000
General reserve	<b>5,630,532,555</b>	5,615,532,555
Retained earnings	<b>2,816,111,434</b>	2,711,431,189
FVTOCI reserve	<b>44,988,242</b>	23,094,892
	<b>8,911,630,434</b>	8,770,056,839

*Asian Hotels (East) Limited*

CIN: L15122WB2007PLC162762

**NOTES TO THE FINANCIAL STATEMENTS AS AT AND for the year ended 31st March 2018**

		Amount in ₹	
		<b>Current</b>	
<b>Particulars</b>	<b>As at 31.03.2018</b>	<b>As at 31.03.2017</b>	
<b>14. TRADE PAYABLES</b>			
Trade payables (refer note no 38 for details of dues of micro & small enterprises)	<b>40,236,684</b>	30,686,630	
	<b>40,236,684</b>	30,686,630	
<b>Classification as required by MSME Act</b>			
Total Outstanding dues of Micro Enterprises and Small Enterprises*	<b>552,518</b>	276,700	
Total Outstanding dues of Creditors other than Micro Enterprises and Small Enterprises	<b>39,684,166</b>	30,409,930	
Total Trade Payables	<b>40,236,684</b>	30,686,630	
* Details of dues to Micro Enterprises and Small Enterprises as defined under Micro, Small & Medium Enterprises Development Act, 2006 (MSME Act) are based on information made available to the Company. Neither was there any delay in payment nor is any interest due and remaining unpaid on the above.			
		Amount in ₹	
		<b>Non - current</b>	
<b>Particulars</b>	<b>As at 31.03.2018</b>	<b>As at 31.03.2017</b>	
Security deposit	<b>1,863,000</b>	1,574,000	
	<b>1,863,000</b>	1,574,000	
		Amount in ₹	
		<b>Current</b>	
<b>Particular</b>	<b>As at 31.03.2018</b>	<b>As at 31.03.2017</b>	
Current maturities of long term debt	-	-	
Salary payable	<b>10,979,904</b>	10,568,892	
Contract Payroll Payable	<b>7,586,997</b>	9,356,314	
Unpaid dividends	<b>4,505,855</b>	4,414,916	
Expenses payable	<b>75,306,212</b>	49,714,794	
Security deposit	<b>60,000</b>	60,000	
	<b>98,438,968</b>	74,114,916	
		Amount in ₹	
		<b>Non - current</b>	
<b>Particulars</b>	<b>As at 31.03.2018</b>	<b>As at 31.03.2017</b>	
Provision for gratuity	<b>12,356,726</b>	15,302,754	
Provision for leave benefits	<b>3,041,864</b>	4,574,858	
	<b>15,398,590</b>	19,877,612	
		Amount in ₹	
		<b>Current</b>	
<b>Particular</b>	<b>As at 31.03.2018</b>	<b>As at 31.03.2017</b>	
Provision for gratuity	<b>6,496,731</b>	2,267,519	
Provision for leave benefits	<b>910,751</b>	823,775	
	<b>7,407,482</b>	3,091,294	

*Asian Hotels (East) Limited*

CIN: L15122WB2007PLC162762

**NOTES TO THE FINANCIAL STATEMENTS AS AT AND for the year ended 31st March 2018**

17. DEFERRED TAX LIABILITIES	Particulars	Amount in ₹	
		As at 31.03.2018	As at 31.03.2017
			<b>Current</b>
	Deferred tax liabilities		
	On fiscal allowances of fixed assets	<b>147,984,304</b>	174,283,094
	On Fair value gain on current investments	<b>4,341,475</b>	-
		<b>152,325,779</b>	174,283,094
	Deferred tax assets		
	On Employees' separation and retirement etc.	<b>9,097,834</b>	10,668,204
	On Provision for doubtful debts / advances	<b>28,547</b>	560,037
	On Provision for VAT	<b>10,767,351</b>	-
	MAT credit entitlement	<b>59,562,155</b>	60,887,901
		<b>79,455,887</b>	72,116,142
		<b>72,869,892</b>	102,166,952
18. OTHER CURRENT LIABILITIES			Amount in ₹
	Particulars	As at 31.03.2018	As at 31.03.2017
	Advance from customers	<b>25,988,430</b>	23,771,320
	Statutory dues	<b>60,462,286</b>	6,349,780
		<b>86,450,716</b>	30,121,100
19. REVENUE FROM OPERATIONS			Amount in ₹
	Particulars	Year Ended 31.03.2018	Year Ended 31.03.2017
	<b>Sale of products</b>		
	Beverages, wines and liquor	<b>80,209,653</b>	64,644,238
	Food and smokes	<b>412,602,001</b>	409,102,023
		<b>492,811,654</b>	473,746,261
	<b>Sale of services</b>		
	Rooms	<b>447,052,311</b>	414,373,682
	Banquet income (only rental portion)	<b>13,267,027</b>	23,735,321
	Health & spa	<b>28,040,847</b>	29,414,655
	Laundry & dry cleaning	<b>16,327,246</b>	12,923,237
	Service Charge	<b>5,551,002</b>	11,593,651
	Auto rental	<b>7,808,010</b>	9,543,627
	Communication	<b>1,349,322</b>	1,235,165
	Other operating revenue	<b>9,188,401</b>	6,613,772
		<b>528,584,166</b>	509,433,110
		<b>1,021,395,820</b>	983,179,371

*Asian Hotels (East) Limited*

CIN: L15122WB2007PLC162762

**NOTES TO THE FINANCIAL STATEMENTS AS AT AND for the year ended 31st March 2018**

**20. OTHER INCOME**

Particulars	Amount in ₹	
	Year Ended 31.03.2018	Year Ended 31.03.2017
Interest income from non-current investments	12,345,000	12,345,000
Interest income - others	9,357,877	8,517,097
Dividend on current investment	17,290,167	11,542,125
Net gain on sale of current investments	-	24,142,469
Net gain on foreign currency fluctuation	331,673	-
Fair value gain on current investments	14,908,913	29,916,633
Profit on sale of fixed assets	12,593	-
Excess provision written back	1,594,862	1,214,360
Miscellaneous income	232,240	250,000
	<b>56,073,325</b>	<b>87,927,684</b>

**21. CONSUMPTION OF PROVISIONS, BEVERAGES, SMOKES & OTHERS**

Particulars	Amount in ₹	
	Year Ended 31.03.2018	Year Ended 31.03.2017
Opening Stock	23,882,128	15,008,371
Add : Purchases	136,903,361	140,896,442
	<b>160,785,489</b>	<b>155,904,813</b>
Less : Closing Stock	21,389,268	23,882,128
	<b>139,396,221</b>	<b>132,022,685</b>

**22. EMPLOYEE BENEFIT EXPENSES**

Particulars	Amount in ₹	
	Year Ended 31.03.2018	Year Ended 31.03.2017
Salaries, wages & bonus	163,490,304	166,613,744
Contribution to provident & other funds	11,882,031	10,771,529
Staff welfare expenses	17,451,384	17,553,843
Recruitment & training	1,582,407	5,353,302
	<b>194,406,126</b>	<b>200,292,418</b>

**23. FINANCE COST**

Particulars	Amount in ₹	
	Year Ended 31.03.2018	Year Ended 31.03.2017
Interest on loan against securities	-	1,685,348
Interest on bank overdraft	-	64,257
Interest on inter-corporate deposit	-	3,255,616
Other borrowing costs	-	-
Interest on late payment of TDS	-	102
	-	<b>5,005,323</b>

*Asian Hotels (East) Limited*

CIN: L15122WB2007PLC162762

**NOTES TO THE FINANCIAL STATEMENTS AS AT AND for the year ended 31st March 2018**

<b>24. OTHER EXPENSES</b>		Amount in ₹
<b>Particulars</b>	<b>Year Ended</b>	Year Ended
	<b>31.03.2018</b>	31.03.2017
Contract labour and service	<b>50,423,628</b>	47,481,007
Room, catering & other supplies	<b>50,169,027</b>	46,746,575
Linen & operating equipments consumption	<b>5,138,619</b>	5,785,139
Fuel, power & light	<b>104,129,905</b>	96,133,170
Repairs, maintenance & refurbishing	<b>69,084,202</b>	79,801,059
Satellite & television charges	<b>394,153</b>	459,976
Rent	<b>19,004,549</b>	20,572,025
Rates & taxes	<b>52,297,131</b>	8,065,298
Insurance	<b>2,347,208</b>	2,415,189
Directors' sitting fees	<b>1,130,000</b>	1,470,000
Legal & professional expenses	<b>11,348,669</b>	9,613,386
Payment to auditors	<b>920,000</b>	1,358,301
Printing & stationery	<b>2,424,311</b>	2,286,385
Guest transportation	<b>22,543,657</b>	23,773,829
Travelling & conveyance	<b>10,461,632</b>	10,022,952
Communication expenses	<b>4,521,455</b>	3,975,859
Technical services	<b>36,052,653</b>	33,084,636
Infosystems	<b>1,005,428</b>	-
Advertisement & publicity	<b>21,500,074</b>	34,840,710
Commission & brokerage	<b>28,701,481</b>	29,540,681
CSR expenditure	<b>2,658,800</b>	3,200,000
Charity & donation	<b>61,000</b>	286,000
Bank charges and commission	<b>346,243</b>	616,689
Provision for bad & doubtful debts	-	1,199,223
Net loss on foreign exchange	-	674,668
Assets written off	<b>1,823,989</b>	-
Loss on sale of fixed assets	<b>359,413</b>	328,620
Miscellaneous expenses	<b>3,054,366</b>	3,758,611
	<b>501,901,593</b>	467,489,988
<b>25. TAX EXPENSE</b>		Amount in ₹
<b>Particulars</b>	<b>Year Ended</b>	Year Ended
	<b>31.03.2018</b>	31.03.2017
Current Tax	<b>68,912,626</b>	52,331,941
Deferred Tax	<b>-30,622,805</b>	-12,197,965
MAT Credit (including earlier years)	-	-
Tax for earlier years	<b>1,325,746</b>	-826,826
Income tax expense	<b>39,615,567</b>	39,307,150
Profit before income tax	<b>187,405,128</b>	168,893,741
Enacted Tax rates in India	<b>34.61%</b>	34.61%
Computed expected tax expenses	<b>64,857,167</b>	58,450,746
Effect of non deductible expenses	<b>-13,101,700</b>	8,279,575
Effect of exempt non operating income	<b>-8,295,414</b>	-16,219,263
Effect of other items not subject of tax	<b>-5,159,677</b>	-10,353,548
Others	<b>1,315,191</b>	-850,359
Total	<b>39,615,567</b>	39,307,150

*Asian Hotels (East) Limited*

CIN: L15122WB2007PLC162762

**NOTES TO THE FINANCIAL STATEMENTS AS AT AND for the year ended 31st March 2018**

**26. EARNINGS PER SHARE (BASIC & DILUTED)**

Particulars	Amount in ₹	
	Year Ended 31st March 2018	Year Ended 31st March 2017
(i) Profit available for Equity Shareholders	147,429,416	129,578,048
(ii) Weighted average number of Equity Shares @ ₹10 each	11,527,797	11,489,806
(iii) Earnings/(Loss) per share (₹)	12.79	11.28

**27. FINANCIAL INSTRUMENTS**

**Financial instruments by category**

The carrying value and fair value of financial instruments by categories as on March 31, 2018 are as follows:

Particulars	Amortised Cost	Fair Value through PL	Fair Value through OCI	Total Carrying Value	Total Fair Value
<b>Assets:</b>					
Investments					
In Equity Shares	2,904,441,724	-	137,560,088	3,042,001,812	3,042,001,812
In Preference shares	615,374,060	-	-	615,374,060	615,374,060
In Tax free bonds	150,000,000	-	-	150,000,000	150,000,000
In Mutual Funds	-	461,132,898	-	461,132,898	461,132,898
Loans	3,500,329,617	-	-	3,500,329,617	3,500,329,617
Cash & cash equivalents	203,176,202	-	-	203,176,202	203,176,202
Trade receivables	65,325,679	-	-	65,325,679	65,325,679
Other financial assets	28,267,286	-	-	28,267,286	28,267,286
<b>Total</b>	<b>7,466,914,568</b>	<b>461,132,898</b>	<b>137,560,088</b>	<b>8,065,607,554</b>	<b>8,065,607,554</b>
<b>Liabilities:</b>					
Borrowings	-	-	-	-	-
Trade payables	40,236,684	-	-	40,236,684	40,236,684
Other financial liabilities	100,301,968	-	-	100,301,968	100,301,968
<b>Total</b>	<b>140,538,652</b>	<b>-</b>	<b>-</b>	<b>140,538,652</b>	<b>140,538,652</b>

The carrying value and fair value of financial instruments by categories as on March 31, 2017 are as follows:

Particulars	Amortised Cost	Fair Value through PL	Fair Value through OCI	Total Carrying Value	Total Fair Value
<b>Assets:</b>					
Investments					
In Equity Shares	2,904,441,724	-	104,051,579	3,008,493,303	3,008,493,303
In Preference shares	615,374,060	-	-	615,374,060	615,374,060
In Tax free bonds	150,000,000	-	-	150,000,000	150,000,000
In Mutual Funds	-	664,449,739	-	664,449,739	664,449,739
Loans	3,277,975,549	-	-	3,277,975,549	3,277,975,549
Cash & cash equivalents	49,585,412	-	-	49,585,412	49,585,412
Trade receivables	57,612,270	-	-	57,612,270	57,612,270
Other financial assets	23,703,038	-	-	23,703,038	23,703,038
<b>Total</b>	<b>7,078,692,053</b>	<b>664,449,739</b>	<b>104,051,579</b>	<b>7,847,193,371</b>	<b>7,847,193,371</b>
<b>Liabilities:</b>					
Borrowings	-	-	-	-	-
Trade payables	30,686,630	-	-	30,686,630	30,686,630
Other financial liabilities	75,688,916	-	-	75,688,916	75,688,916
<b>Total</b>	<b>106,375,546</b>	<b>-</b>	<b>-</b>	<b>106,375,546</b>	<b>106,375,546</b>

**NOTES TO THE FINANCIAL STATEMENTS AS AT AND for the year ended 31st March 2018**

**27. FINANCIAL INSTRUMENTS (Contd.)**

Amount in ₹

**Fair value hierarchy**

This section explains the estimates and judgements made in determining the fair values of Financial Instruments that are measured at fair value and amortised cost and for which fair values are disclosed in financial statements. To provide an indication about reliability of the inputs used in determining the fair values, the company has classified its financial instruments into the three levels prescribed under accounting standards. An explanation of each level follows underneath the table:

Level 1 : Includes financial Instrument measured using quoted prices (unadjusted) in active markets for identical assets and liabilities that the entity can access at the measurement date.

Level 2 : Includes financial Instruments which are not traded in active market but for which all significant inputs required to fair value the instrument are observable. The fair value is calculated using the valuation technique which maximises the use of observable market data.

Level 3: Includes those instruments for which one or more significant input are not based on observable market data.

The following table presents fair value hierarchy of assets and liabilities measured at fair value as of March 31, 2018:

Particulars	Fair Value	Fair value measurement using		
		Level 1	Level 2	Level 3
<b>Assets:</b>				
Investments				
In Equity Shares	3,042,001,812	137,560,088	-	2,904,441,724
In Preference shares	615,374,060	-	-	615,374,060
In Tax free bonds	150,000,000	-	150,000,000	-
In Mutual Funds	461,132,898	461,132,898	-	-
Loans	3,500,329,617	-	-	3,500,329,617
Cash & cash equivalents	203,176,202	-	-	203,176,202
Trade receivables	65,325,679	-	-	65,325,679
Other financial assets	28,267,286	-	-	28,267,286
<b>Total</b>	<b>8,065,607,554</b>	<b>598,692,986</b>	<b>150,000,000</b>	<b>7,316,914,568</b>
<b>Liabilities:</b>				
Borrowings	-	-	-	-
Trade payables	40,236,684	-	-	40,236,684
Other financial liabilities	100,301,968	-	-	100,301,968
<b>Total</b>	<b>140,538,652</b>	<b>-</b>	<b>-</b>	<b>140,538,652</b>

The following table presents fair value hierarchy of assets and liabilities measured at fair value as of March 31, 2017:

Particulars	Fair Value	Fair value measurement using		
		Level 1	Level 2	Level 3
<b>Assets:</b>				
Investments				
In Equity Shares	3,008,493,303	104,051,579	-	2,904,441,724
In Preference shares	615,374,060	-	-	615,374,060
In Tax free bonds	150,000,000	-	150,000,000	-
In Mutual Funds	664,449,739	664,449,739	-	-
Loans	3,277,975,549	-	-	3,277,975,549
Cash & cash equivalents	49,585,412	-	-	49,585,412
Trade receivables	57,612,270	-	-	57,612,270
Other financial assets	23,703,038	-	-	23,703,038
<b>Total</b>	<b>7,847,193,371</b>	<b>768,501,318</b>	<b>150,000,000</b>	<b>6,928,692,053</b>



## Asian Hotels (East) Limited

CIN: L15122WB2007PLC162762

### NOTES TO THE FINANCIAL STATEMENTS AS AT AND for the year ended 31st March 2018

27. FINANCIAL INSTRUMENTS (Contd.)	Particulars	Fair Value	Fair value measurement using			Amount in ₹
			Level 1	Level 2	Level 3	
<b>Liabilities:</b>						
	Borrowings	-	-	-	-	
	Trade payables	30,686,630	-	-	30,686,630	
	Other financial liabilities	75,688,916	-	-	75,688,916	
	<b>Total</b>	<b>106,375,546</b>	<b>-</b>	<b>-</b>	<b>106,375,546</b>	

The carrying amount of cash and cash equivalents, trade receivables, loans, other financial assets, trade payables and other financial liabilities are considered to be the same as their fair value due to their short term nature and are close approximation of fair value.

The Company's investment in the equity shares of its subsidiaries is recognised at cost. The company has elected to apply previous GAAP carrying amount of its equity investment in subsidiaries as deemed cost as on the date of transition to Ind AS

### 28. FINANCIAL RISK MANAGEMENT

#### Financial risk factors

The Company's activities expose it to a variety of financial risks : market risk, liquidity risk and credit risk.

#### Market risk

The primary market risk to the Company is foreign exchange risk. The Company is exposed to foreign exchange risk through its purchases from overseas suppliers and payment for services availed in various foreign currencies. The Company pays off its foreign exchange exposure within a short period of time, thereby mitigates the risk of material changes in exchange rate on foreign currency exposure.

The following table analyses foreign currency risk from financial instruments as of 31st March 2018 and 31st March 2017.

Particulars	Amount in ₹	
	31st March 2018	31st March 2017
Trade payables (USD converted to INR)	<b>3,049,142</b>	12,340,702

For the year ended 31st March 2018 and 31st March 2017, the effect of every percentage point depreciation/appreciation in the exchange rate between the Indian rupee and U.S.dollar, is as under:

	Change in USD Rate	Effect on Profit before Tax	
		31st March 2018	31st March 2017
Appreciation in Exchange Rate	1%	<b>(30,491)</b>	(123,407)
Depreciation in Exchange Rate	-1%	<b>30,491</b>	123,407

#### Liquidity risk

Liquidity risk is the risk that the Company will encounter difficulty in meeting its obligations associated with its financial liabilities. The Company's principle source of liquidity are cash and cash equivalent, cash flows from operations and investment in mutual funds. The Company has no outstanding bank borrowings as on 31st March 2018. The Company believes that working capital is sufficient to meet its current requirements. Accordingly, no liquidity risk is perceived.

## Asian Hotels (East) Limited

CIN: L15122WB2007PLC162762

### NOTES TO THE FINANCIAL STATEMENTS AS AT AND for the year ended 31st March 2018

The table below provides details regarding the contractual maturities of financial liabilities as of March 31, 2018:

Particulars	Amount in ₹			
	0-3 Months	3 Months- 1 yr	1-5 years	5-20 years
Borrowings	-	-	-	-
Trade payables	40,236,684	-	-	-
Other financial liabilities	30,949,403	69,352,565	-	-
<b>Total</b>				<b>100,301,968</b>

The table below provides details regarding the contractual maturities of financial liabilities as of March 31, 2017:

Particulars	Amount in ₹			
	0-3 Months	3 Months- 1 yr	1-5 years	5-20 years
Borrowings	-	-	-	-
Trade payables	30,686,630	-	-	-
Other financial liabilities	31,049,264	43,065,653	1,574,000	-
<b>Total</b>				<b>75,688,916</b>

#### Credit Risk

Credit risk is the risk that counter party will not meet its obligation under a financial instrument leading to a financial loss.

The company is exposed to credit risk from investments, trade receivables, cash and cash equivalents, loans and other financial assets. The Company's credit risk is minimised as the Company's financial assets are carefully allocated to counter parties reflecting the credit worthiness.

The maximum exposure of financial asset to credit risk are as follows :

Particulars	Amount in ₹	
	31st March 2018	31st March 2017
Investments	<b>4,268,508,770</b>	4,438,317,102
Trade receivables	<b>65,325,679</b>	57,612,270
Cash & cash equivalents	<b>203,176,202</b>	49,585,412
Loans	<b>3,500,329,617</b>	3,277,975,549
Other financial assets	<b>28,267,286</b>	23,703,038

Credit risk on cash and cash equivalent is limited as the Company generally invest in deposits with nationalised banks. Investments primarily include investments in liquid mutual fund units, quoted bonds and investment in subsidiaries. Loans are provided to subsidiary and are in the nature of short term as the same is repayable on demand.

## 29. CAPITAL MANAGEMENT

For the purpose of managing capital, Capital includes issued equity share capital and reserves attributable to the equity holders. The objective of the company's capital management are to:

- Safeguard their ability to continue as going concern so that they can continue to provide benefits to their shareholders.
- Maximising the wealth of the shareholder.
- Maintain optimum capital structure to reduce the cost of the capital.

The Company manages its capital structure and makes adjustments in light of changes in economic conditions and requirement of financial covenants. In order to maintain or adjust the capital structure, the Company may adjust the dividend payment to shareholders, return capital to shareholders or issue new shares . The company monitors capital using a gearing ratio, which is net debt divided by total capital plus net debt. The Company includes within net debt, loans and borrowings , less cash and cash equivalents.

Gearing Ratio is as follows :

Particulars	Amount in ₹	
	31st March 2018	31st March 2017
Net debt	-	-
Total net debt and equity	9,026,908,404	8,885,334,809
Gearing Ratio	0.00%	0.00%

In order to achieve this overall objective, the Company's capital management, amongst other things, aims to ensure that it meets financial covenants attached to the loans and borrowings that define capital structure requirements. There have been no breaches in the financial covenants of any loans and borrowing in the current period.

No changes were made in the objectives, policies or processes for managing capital during the years ended 31 March 2018 and 31 March 2017.

*Asian Hotels (East) Limited*

CIN: L15122WB2007PLC162762

**NOTES TO THE FINANCIAL STATEMENTS AS AT AND for the year ended 31st March 2018**

<b>30. C.I.F. Value of Imports :</b>		Amount in ₹	
<b>Particulars</b>	<b>31st March 2018</b>	31st March 2017	
Stores & Spares	1,009,588	2,005,451	
Capital Goods	3,952,248	1,798,562	
Beverages –through canalizing agencies	22,327,634	16,487,015	
<b>Total</b>	<b>27,289,470</b>	<b>20,291,028</b>	

<b>31. Expenditure in Foreign Currency (on payment basis)</b>		Amount in ₹	
<b>Particulars</b>	<b>31st March 2018</b>	31st March 2017	
Commission & Brokerage	1,61,55,840	20,538,202	
Technical Services	1,25,94,517	28,559,523	
Advertisement & Publicity	1,22,06,041	13,524,256	
Repairs & Maintenance	95,28,294	7,393,477	
Recruitment & Training	5,35,028	2,583,767	
Others	25,37,168	7,181,671	
<b>Total</b>	<b>5,35,56,888</b>	<b>79,780,896</b>	

<b>32. Earnings in Foreign Currency (on receipt basis)</b>		Amount in ₹	
<b>Particulars</b>	<b>31st March 2018</b>	31st March 2017	
Earnings	<b>18,79,51,370</b>	21,81,50,362	

**33.** The Company has paid dividend in respect of shares held by Non-Residents. The total amount remitted in this respect is given herein below:-

<b>Particulars</b>	<b>31st March 2018</b>	31st March 2017	
Number of Non Resident Shareholders	513	526	
Number of Equity Shares held by Non Resident Shareholders	77,42,183	4,576,962	
Amount of Dividend Paid	1,54,84,366	9,153,924	
Year to which Dividend Relates	2016-2017	2015-16	

**34.** As the Company is engaged in only one segment of Hotel Business, the disclosure requirements of Accounting Standard (Ind AS-108) on "Operating Segment" are not applicable. Further the Company operates only in India; hence additional information under geographical segments is also not applicable.

The Joint Managing Director of the Company has been identified as the Chief Operating Decision Maker ( CODM).

The Chief Operating Decision Maker also monitors the operating results as one single segment for the purpose of making decisions about resource allocation and performance assessment and hence, there are no additional disclosures to be provided other than those already provided in the financial statements.

**35.** In the opinion of the Board, all the assets of the Company have a value on realization in ordinary course of business at least equal to the amount at which they are stated. Therefore, the Company has not recognised any loss on impairment in respect of any of the assets of the Company. In respect of subsidiaries, such decision is based on the audited accounts of the subsidiaries.

*Asian Hotels (East) Limited*

CIN: L15122WB2007PLC162762

**NOTES TO THE FINANCIAL STATEMENTS AS AT AND for the year ended 31st March 2018**

**36. Gratuity and other post-employment benefit plans**

Amount in ₹

The Company has classified the various benefits provided to employees as under:-

- a) Defined contribution plans  
i. Provident fund

Contribution to Defined Contribution Plans, recognized as expense for the year is as under:-

Particulars	31st March 2018	31st March 2017
Employer's Contribution to Provident Fund	6,351,524	5,760,525
Employer's Contribution to Pension Scheme	3,412,455	3,243,013

- b) Defined benefit plans  
i. Contribution to Gratuity fund  
ii. Compensated absences Earned leave

In accordance with Indian Accounting Standard 19, Employee Benefits, actuarial valuation was done in respect of the aforesaid defined plans based on the following assumptions: -

**Economic Assumptions**

The discount rate and salary increases assumed are key financial assumptions and should be considered together; it is the difference or 'gap' between these rates which is more important than the individual rates in isolation.

**Discount Rate**

The discounting rate is based on the gross redemption yield on medium to long-term risk free investments. For the current valuation a discount rate of 7.80 % p.a. compound, has been used.

**Salary Escalation Rate**

The salary escalation rate usually consists of at least three components, viz. Regular increments, price inflation and promotional increases. In addition to this any commitments by the management regarding future salary increases and the Company's philosophy towards employee remuneration are also to be taken into account. Again a long- term view as to the trend in salary increase rates has to be taken rather than be guided by the escalation rates experienced in the immediate past, if they have been influenced by unusual factors.

**i. Change in Benefit Obligations:**

Particulars	Gratuity (Unfunded)		Compensated absences Earned leave (unfunded)	
	31st March 2018	31st March 2017	31st March 2018	31st March 2017
<b>Present value of obligations as at the beginning of the year</b>	<b>1,75,70,273</b>	<b>15,273,583</b>	<b>5,398,633</b>	<b>3,935,964</b>
Current service cost	16,68,369	26,04,322	12,96,879	2,397,708
Interest cost	12,91,415	12,21,887	3,96,800	314,877
Benefit Paid	(27,17,241)	(1,554,205)	(12,01,657)	(1,437,787)
Actuarial (gain)/ loss on obligation	10,40,641	24,686	(19,38,040)	187,871
<b>Present value of obligations as at the year end</b>	<b>1,88,53,457</b>	<b>1,75,70,273</b>	<b>39,52,615</b>	<b>5,398,633</b>
Current liability	64,96,731	22,67,519	9,10,751	823,775
Non-Current liability	1,23,56,726	1,53,02,754	30,41,864	4,574,858
<b>Total</b>	<b>1,88,53,457</b>	<b>1,75,70,273</b>	<b>39,52,615</b>	<b>5,398,633</b>

**ii. Expenses recognized in the Statement of Profit and Loss:**

Particulars	Gratuity (Unfunded)		Compensated absences Earned leave (unfunded)	
	31st March 2018	31st March 2017	31st March 2018	31st March 2017
Current Service Cost	16,68,369	26,04,322	12,96,879	2,397,708
Interest Cost	12,91,415	12,21,887	3,96,800	314,877
Actuarial (Gain) / loss recognized during the year	-	-	(19,38,040)	187,871
Expenses recognised in Statement of Profit and Loss	<b>29,59,784</b>	<b>38,26,209</b>	<b>(2,44,361)</b>	<b>2,900,456</b>

*Asian Hotels (East) Limited*

CIN: L15122WB2007PLC162762

**NOTES TO THE FINANCIAL STATEMENTS AS AT AND for the year ended 31st March 2018**

Amount in ₹

**iii. Amount recognized in Other Comprehensive Income (OCI):**

Particulars	Gratuity (Unfunded)		Compensated absences Earned leave (unfunded)	
	31st March 2018	31st March 2017	31st March 2018	31st March 2017
Actuarial Gain / (loss) recognized during the year	(10,40,641)	(24,686)	-	-

**iv. Principal Actuarial Assumptions :**

Particulars	Refer Note Below	Year ended 31st March 2018	Year ended 31st March 2017
Discount rate (p.a.)	1	7.80%	7.35%
Salary Escalation Rate (p.a.)	2	6.00%	6.00%

**v. A quantitative sensitivity analysis for significant assumption as at March 31, 2018 is as shown below:**

Particulars	31st March 2018		31st March 2018	
	Discount Rate		Future Salary	
<b>Gratuity Plan</b>				
Sensitivity Level	<b>0.5% Increase</b>	<b>0.5% Decrease</b>	<b>0.5% Increase</b>	<b>0.5% Decrease</b>
Impact on defined Benefit obligation	(3,22,923)	(3,37,519)	3,41,723	(3,29,814)

**vi. A quantitative sensitivity analysis for significant assumption as at March 31, 2018 is as shown below:**

Particulars	31-March -18		31-March -18	
	Discount Rate		Future Salary	
<b>Leave</b>				
Sensitivity Level	<b>0.5% Increase</b>	<b>0.5% Decrease</b>	<b>0.5% Increase</b>	<b>0.5% Decrease</b>
Impact on defined Benefit obligation	(98,828)	1,03,733	1,05,032	(1,00,934)

**Maturity Profile of Defined Benefit Obligation**

Particulars	31st March 2018 Gratuity	31st March 2018 Leave
a) 0 to 1 Year	64,96,731	9,10,751
b) 1 to 2 Year	16,89,352	5,31,537
c) 2 to 3 Year	14,58,830	4,24,412
d) 3 to 4 Year	12,30,712	3,42,215
e) 4 to 5 Year	13,17,652	2,86,544
f) 5 to 6 Year	30,05,174	2,09,825
h) 6 Year Onwards	36,55,006	12,47,331

**Notes:**

- The discount rate is based on the prevailing market yields of Indian Government securities as at the balance sheet date for the estimated term of obligations.
- The estimates of rate of escalation in salary considered in actuarial valuation, take into account inflation, seniority, promotion and other relevant factors including supply and demand in the employment market.
- The gratuity plan and earned leave is unfunded.

**Demographic assumptions:**

- Retirement age : 58 years
- Mortality rate : Published rates under Indian Assured Lives Mortality (IALM) Ultimate table

## Asian Hotels (East) Limited

CIN: L15122WB2007PLC162762

### NOTES TO THE FINANCIAL STATEMENTS AS AT AND for the year ended 31st March 2018

#### 37. Leases:

The Company has entered into Operating lease agreements for letting out space. The lease agreements are made for specific period as per agreement. Lease payments received recognized in the Statement of Profit & Loss for the year ended amounted to ₹15,96,922/-.

The future receipts for operating lease are as follows:

Particulars	31st March 2018	31st March 2017
Not Later than 1 year	22,76,743	9,03,600
Later than one year and not later than five years	56,56,698	38,36,556
Later than five years	-	6,83,076

The Company has entered into leave & license agreement for premises. The lease agreements are made for specific period as per agreement. Lease payments paid are recognized in the Statement of Profit & Loss for the year ended amounted to ₹186,75,000/-.

The future Payments for operating lease are as follows:

Particulars	31st March 2018	31st March 2017
Not Later than 1 year	30,00,000	20,700,000
Later than one year and not later than five years	-	3,450,000
Later than five years	-	-

#### 38. The disclosures relating to Micro, Small & Medium Enterprises Development Act, 2006 are as under :-

- The amount due to Micro and Small Enterprises as defined in "The Micro, Small and Medium Enterprises Development Act, 2006" has been determined to the extent such parties have been identified on the basis of information collected by the management. This has been relied upon by the Auditors.
- The disclosures relating to Micro and Small Enterprises are as under :-

Particulars	31st March 2018	31st March 2017
The principal amount remaining unpaid to supplier as at the end of the accounting year.	5,52,518	276,700
The interest due thereon remaining unpaid to Supplier as at the end of the accounting year.	NIL	NIL
The amount of interest paid in terms of Section 16 alongwith the amount of payment made to the Supplier beyond the appointed day during the year.	NIL	NIL
The amount of interest due and payable for the period of delay in making payment (which have been paid but beyond the appointed day during the year) but without adding interest specified under this Act.	NIL	NIL
The amount of interest accrued during the year and remaining unpaid at the end of the accounting year.	NIL	NIL
The amount of further interest due and payable even in the succeeding year, until such date when interest dues as above are actually paid.	NIL	NIL

#### 39. Contingent Liabilities:

Contingent Liabilities	31st March 2018	31st March 2017
Corporate Guarantee to IDBI Bank for Robust Hotels Pvt. Ltd.	109,500,000	109,500,000
Corporate Guarantee to HDFC Limited for Robust Hotels Pvt. Ltd.	1,500,000,000	1,500,000,000
Letter of Credit issued by IDBI Bank Ltd. in favour of West Bengal Electricity Distribution Company Limited	8,000,000	8,000,000
Service Tax under the Finance Act, 1994 pertaining to prior to F.Y. 2004-05	4,379,735	4,379,735
Service Tax under the Finance Act, 1994 pertaining to F.Y. 2003-04 to F.Y. 2006-07	5,909,585	5,909,585
Service Tax under the Finance Act, 1994 pertaining to F.Y. 2007-08 to F.Y. 2009-10	26,753,749	26,753,749
Service Tax under the Finance Act, 1994 pertaining to F.Y. 2008-09 to F.Y. 2012-13	6,836,585	6,836,585
Service Tax under the Finance Act, 1994 pertaining to period Oct-2007 to Jan-2013	348,656	348,656
Service Tax under the Finance Act, 1994 pertaining to F.Y. 2013-17	7,644,193	7,644,193
ESIC under the Employees' State Insurance Act, 1948 pertaining to F.Y. 2004-05	-	2,180,235
ESIC under the Employees' State Insurance Act, 1948 pertaining to F.Y. 1996-97 to F.Y. 2016-17	-	68,080

*Asian Hotels (East) Limited*

CIN: L15122WB2007PLC162762

**NOTES TO THE FINANCIAL STATEMENTS AS AT AND for the year ended 31st March 2018**

	<u>31st March 2018</u>	<u>31st March 2017</u>
Sales Tax under West Bengal Sales Tax Act, 1994 pertaining to F.Y. 2012-13	<b>5,683,418</b>	5,683,418
Value Added Tax under West Bengal VAT Act, 2003 pertaining to F.Y. 2012-13	<b>396,345</b>	396,345
Income Tax under the Income Tax Act, 1961 for the F.Y. 2011-12 (the Company has preferred an appeal against the demand)*	<b>16,906,870</b>	16,906,870
Income Tax under the Income Tax Act, 1961 for the F.Y. 2012-13 (the Company has preferred an appeal against the demand)**	<b>12,273,270</b>	12,273,270
Income Tax under the Income Tax Act, 1961 for the F.Y. 2013-14 (the Company has preferred an appeal against the demand)***	<b>12,304,560</b>	12,304,560
Income Tax under the Income Tax Act, 1961 for the F.Y. 2014-15 (the Company has preferred an appeal against the demand)****	<b>69,76,470</b>	-
VAT Under WBVAT Act 2003 for the F.Y 2014-15 (the Company has preferred an appeal against the demand)	<b>1,81,216</b>	-
Others	-	3,644,056

\* The Company has paid demand of 14,750,000/- under protest and is included in Long Term Loans & Advances

\*\* The Company has paid demand of 1,841,000/- under protest on 3rd May 2016.

\*\*\* The Company has paid demand of ₹ 1,850,000/- under protest on 18th January 2017.

\*\*\*\* The Company has paid demand of ₹ 13,96,000/- under protest on 9th Feb 2018

40. Estimated amount of Capital Contracts pending to be executed (Net of Advances – ₹ 11,85,900 (Previous Year – ₹ Nil/-)

**41. Payments to Auditors**

<b>Particulars</b>	<u>31st March 2018</u>	<u>31st March 2017</u>
Statutory Audit Fees	<b>700,000</b>	600,000
Tax Audit Fees	<b>150,000</b>	150,000
Fees for other services	<b>35,000</b>	465,000
Reimbursement of Expenses	<b>35,000</b>	143,301
<b>Total</b>	<b>920,000</b>	1,358,301

42. As on date, the Company holds 91,652 Equity shares of Rs 10 each of its subsidiaries, Regency Convention Centre and Hotels Limited (RCC), representing 58.99% of the paid up capital of RCC. Apart from the above, the Company had also made an advance of ₹ 33,448,275 for acquiring further shares of RCC from their existing shareholders and paid advances to RCC amounting to ₹ 1,44,00,474 up to the Balance Sheet date which has been disclosed as current loans and advances.

Principal assets of Regency Convention Centre and Hotels Limited (RCC) comprise of an interest in a piece of land near CSI Airport at Mumbai. The RCC has filed Suit No. 6846 of 1999 in the High Court of Judicature at Bombay against the Airports Authority of India (AAI) & Ors. for specific performance of the agreement to lease 31,000 sq.mtrs. of land at village-Sahar, Andheri (East), Mumbai in its favour for construction of a five star hotel cum convention centre. The recording of evidence of the RCC's witness and the Defendants Nos. 2 to 16 have already been concluded and closed. The suit is pending of recoding of evidence of Defendant No. 1 i.e., AAI and for final arguments. Parties have asked the Court to expedite the matter.

Further, the RCC continues to engage in the dialogues with the parties concerned to amicably settle the disputes and exploring all available options. Considering the nature of dispute & involvement of all parties concerned, the settlement is a complex & difficult one, however, the RCC is hopeful of a positive outcome of its efforts.

43. In accordance with the Indian Accounting Standard on "Related Party Disclosures" (IndAS - 24), the disclosures in respect of Related Parties and transactions with them are as follows: -

**Related Party Disclosures**

**(i) List of Related Parties**

**(a) Subsidiaries:**

GJS Hotels Limited, wholly owned subsidiary

## Asian Hotels (East) Limited

CIN: L15122WB2007PLC162762

### NOTES TO THE FINANCIAL STATEMENTS AS AT AND for the year ended 31st March 2018

Regency Convention Centre & Hotels Limited  
Robust Hotels Private Limited (subsidiary of GJS Hotels Limited)

Amount in ₹

#### (b) Key Management Personnel:

Radhe Shyam Saraf, Chairman  
Arun Kumar Saraf, Joint Managing Director  
Umesh Saraf, Joint Managing Director  
Bimal Kumar Jhunjunwala, CFO & Vice President - Corporate Finance  
Saumen Chatterjee, Chief Legal Officer & Company Secretary

#### (c) Entities over which directors or their relatives can exercise significant influence / control:

- |  |  |
|--|--|
| i. Unison Hotels Private Limited             | xi. Footsteps of Buddha Hotels Private Limited |
| ii. Unison Hotels South Private Limited      | xii. Juniper Hotels Private Limited            |
| iii. Juniper Investments Limited             | xiii. Samra Importex Private Limited           |
| iv. Vedic Hotels Limited                     | xiv. Sara International limited, Hong Kong     |
| v. Nepal Travel Agency Pvt. Ltd., Nepal      | xv. Sara Hospitality Limited, Hong Kong        |
| vi. Yak & Yeti Hotels Limited, Nepal         | xvi. Saraf Hotels Limited, Mauritius           |
| vii. Chartered Hotels Private Limited        | xvii. Saraf Investments Limited, Mauritius     |
| viii. Chartered Hampi Hotels Private Limited | xviii. Saraf Industries Limited, Mauritius     |
| ix. Blue Energy Private Limited              | xix. Taragaon Regency Hotels Limited, Nepal    |
| x. Unison Power Limited                      | xx. Salkia Estate Development Pvt Ltd          |

(ii) Details of Transactions with Related Parties during the year:

Asian Hotels (East) Limited								
Transactions with Related Parties for the period from 1st April 2017 to 31st March 2018								
Transaction during the period	Subsidiary Company		Key Management Personnel		Entities Controlled by Directors or their Relatives		Total	
	2017-18	2016-17	2017-18	2016-17	2017-18	2016-17	2017-18	2016-17
<b>Dividend Paid</b>								
Forex Finance Private Limited	-	-	-	-	-	6,254,144	-	6,254,144
Saraf Industries Limited	-	-	-	-	7,261,260	7,261,260	-	7,261,260
Radhe Shyam Saraf	-	-	6,569,360	1,143,860	-	-	6,569,360	1,143,860
<b>Travelling Expenses</b>								
Juniper Hotels Pvt. Ltd.	-	-	-	-	-	172,081	-	172,081
Unison Hotels Pvt. Ltd.	-	-	-	-	29,635	202,031	29,635	202,031
<b>Expenses Incurred (Reimbursement)</b>								
Robust Hotels Private Limited	-	-	-	-	-	-	-	-
Chartered Hampi Hotels Private Limited	-	-	-	-	-	-	-	-
Juniper Hotels Private Limited	-	-	-	-	-	-	-	-
Taragaon Regency Hotels Limited	-	-	-	-	-	-	-	-
Unison Hotels Private Limited	-	-	-	-	225,942	204,331	225,942	204,331
<b>Advance Given</b>								
GJS Hotels Limited	2,140,000	636,200	-	-	-	-	2,140,000	636,200
Regency Convention Centre and Hotels Limited	530,000	1,401,000	-	-	-	-	530,000	1,401,000
Robust Hotels Pvt. Ltd.	222,500,000	75,000,000	-	-	-	-	222,500,000	75,000,000
<b>Refund of Advance Given</b>								
GJS Hotels Limited	2,500,000	501,850,000	-	-	-	-	2,500,000	501,850,000
Regency Convention Centre and Hotels Limited	100,000	-	-	-	-	-	100,000	-
Robust Hotels Pvt. Ltd.	-	75,000,000	-	-	-	-	-	75,000,000
<b>Refund of Advance taken</b>								
Robust Hotels Pvt. Ltd.	-	532,000,000	-	-	-	-	-	532,000,000
<b>Managerial Remuneration</b>								
Umesh Saraf	-	-	17,557,600	12,968,000	-	-	17,557,600	12,968,000
Arun Kr. Saraf	-	-	18,788,796	13,115,000	-	-	18,788,796	13,115,000



# Asian Hotels (East) Limited

CIN: L15122WB2007PLC162762

## NOTES TO THE FINANCIAL STATEMENTS AS AT AND for the year ended 31st March 2018

Amount in ₹

Closing Balance as on 31st March 2018	Subsidiary Company		Key Management Personnel		Entities Controlled by Directors or their Relatives		Total	
	2017-18	2016-17	2017-18	2016-17	2017-18	2016-17	2017-18	2016-17
<b>Account Receivables</b>								
GJS Hotels Limited	3,229,844,800	3,230,204,800	-	-	-	-	3,229,844,800	3,230,204,800
Regency Convention Centre and Hotels Limited	14,400,474	13,970,474	-	-	-	-	14,400,474	13,970,474
<b>Investments as at year end</b>								
Equity Shares of GJS Hotels Limited	2,346,365,000	2,346,365,000	-	-	-	-	2,346,365,000	2,346,365,000
Equity Shares of Regency Convention Centre and Hotels Limited	257,901,724	257,901,724	-	-	-	-	257,901,724	257,901,724
Equity Shares of Robust Hotels Private Limited	300,175,000	300,175,000	-	-	-	-	300,175,000	300,175,000
Preference Shares of Robust Hotels Private Limited	615,374,060	615,374,060	-	-	-	-	615,374,060	615,374,060

\*The Post Employment benefits of KMPs excludes gratuity which cannot be separately identified from the composite amount advised by the actuary

44. The timing difference relating mainly to depreciation and unabsorbed losses result in net deferred credit as per IND AS 12 "Income Taxes". As a prudent measure the net Deferred Tax Assets' relating to the above has not been recognized in the financial statements.

45. The resolution for approval of the Scheme of Arrangement under Sections 230-232 of the Companies Act, 2013 between GJS Hotels Limited (GJSHL), the Company, Robust Hotels Private Limited (RHPL) and their respective Shareholders (the Scheme) was approved at the respective meetings of Equity Shareholders and Unsecured Creditors of the Company on Wednesday, 21st February, 2018 in terms of an Order dated 21st December, 2017 as modified by an Order dated 4th January, 2018 of the Hon'ble National Company Law Tribunal, Kolkata Bench. On 28th March 2018, the Scheme was filed with NCLT, Kolkata Bench for its sanction w.e.f 31st March 2016 being the Appointed Date of the Scheme.

On the Scheme becoming sanctioned & effective in a future date, 43,00,000 12% Cumulative Redeemable Preference Shares of ₹100/- issued by RHPL shall stand appropriated towards 3,20,35,000 Equity Shares of ₹10/- each credited as fully paid up in the Company at a premium of ₹10/- per share & 1,55,00,000 0.1% Unsecured Cumulative Non-Convertible Debentures of ₹100/- each issued by RHPL shall stand appropriated towards 3,79,75,000 Equity Shares of ₹10/-each, credited as fully paid up, at a premium of ₹10/- per share in GJSHL with effect from the Appointed Date & subsequently the Demerged Undertaking of the Company's wholly owned subsidiary GJSHL shall stand demerged to the Company and accordingly RHPL shall become wholly owned subsidiary of the Company.

46. Pursuant to the effectiveness of an Order of Calcutta High Court dated 23rd August, 2016 on the Scheme of Amalgamation involving the Company and Forex Finance Private Limited, the Company has become a shareholder of Asian Hotels (West) Limited (AHWL) & holding 4.58% of its paid-up equity share capital.

However, the above shares has become restrained due to an ex-parte Delhi High Court Order dated 19th August, 2015 wherein the court has asked the parties including the Company to maintain status quo on the shares and the Company is enjoined from exercising voting rights arising from the said shares. The Company has challenged the Order and has taken necessary legal actions to protect its rights. The matter is pending before Delhi High Court and the Company is hopeful of a positive outcome.

47. Previous Year figures have been regrouped / reclassified, wherever necessary to confirm to current year's classification.

As per our report of even date

For **Singhi & Co.**

Chartered Accountants

Firm Registration. No. 302049E

**Rajiv Singhi**

Partner

Membership No. : 053518

Chennai

9<sup>th</sup> May, 2018

For and on behalf of the Board of Directors

**Arun Kr Saraf** (DIN -00339772)

Jt. Managing Director

**Umesh Saraf** (DIN 00017985)

Jt. Managing Director

**A.C Chakrabortti** (DIN -00015622)

Director

**Rama Shankar Jhavar** (DIN -00023792)

Director

**Padam Kr Khaitan** (DIN - 00019700)

Director

**Rita Bhimani** (DIN - 07106069)

Director

**Bimal Kr Jhunjunwala**

CFO & Vice President- Corporate Finance

**Saumen Chatterjee**

Chief Legal Officer & Company Secretary

**CONSOLIDATED FINANCIAL STATEMENTS**

**INDEPENDENT AUDITOR'S REPORT**

**TO THE MEMBERS OF ASIAN HOTELS (EAST) LIMITED**

**Report on The consolidated Indian Accounting Standard (Ind AS) Financial Statements**

We have audited the accompanying consolidated financial statements of ASIAN HOTELS (EAST) LIMITED ('the Holding Company') and its subsidiaries (the Holding Company and its subsidiaries together referred to as "the Group"), which comprise the Consolidated Balance Sheet as at 31st March 2018, the Consolidated Statement of Profit and Loss (including other comprehensive income), the Consolidated Statement of Cash Flow and the Consolidated Statement of changes in equity for the year then ended, the notes to the consolidated financial statements and a summary of significant accounting policies and other explanatory information (herein referred to as the "Consolidated Ind AS financial statements").

**Management's Responsibility for the Consolidated Financial Statements**

The Holding Company's Board of Directors is responsible for the preparation of these Consolidated Ind AS financial statements in terms of the requirements of Companies Act 2013 (hereinafter referred to as "the Act") that give a true and fair view of the consolidated financial position, consolidated financial performance (including other comprehensive income), consolidated cash flows and consolidated statement of changes in equity of the Group in accordance with the accounting principles generally accepted in India, including the Indian Accounting Standards specified under Section 133 of the Act, read with Rule 7 of the Companies (Accounts) Rules, 2014. The respective Board of Directors of the companies included in the Group are responsible for maintenance of adequate accounting records in accordance with the provisions of the Act for safeguarding of the assets of the Group and for preventing and detecting frauds and other irregularities; selection and application of appropriate accounting policies; making judgments and estimates that are reasonable and prudent; and design, implementation and maintenance of adequate internal financial controls, that were operating effectively for ensuring the accuracy and completeness of the accounting records, relevant to the preparation and presentation of the Consolidated Ind AS financial statements that give a true and fair view and are free from material misstatement, whether due to fraud or error, which have been used for the purpose of preparation of the Consolidated Ind AS Financial Statements by the Directors of the Company, as aforesaid.

**Auditor's Responsibility**

Our responsibility is to express an opinion on these Consolidated Ind AS financial statements based on our audit. While conducting the audit, we have taken into account the provisions of the Act, the accounting and auditing standards and matters which are required to be included in the audit report under the provisions of the Act and the Rules made there under.

We conducted our audit in accordance with the Standards on Auditing specified under Section 143(10) of the Act. Those Standards require that we comply with ethical requirements and plan and perform the audit to obtain reasonable assurance about whether the Consolidated Ind AS financial statements are free from material misstatement.

An audit involves performing procedures to obtain audit evidence about the amounts and the disclosures in the Consolidated Ind AS financial statements. The procedures selected depend on the auditor's judgment, including the assessment of the risks of material misstatement of the Consolidated Ind AS financial statements, whether due to fraud or error. In making those risk assessments, the auditor considers internal financial control relevant to the Holding Company's preparation of the Consolidated Ind AS financial statements that give a true and fair view in order to design audit procedures that are appropriate in the circumstances. An audit also includes evaluating the appropriateness of the accounting policies used and the reasonableness of the accounting estimates made by the Holding Company's Directors, as well as evaluating the overall presentation of the Consolidated Ind AS financial statements.

We believe that the audit evidence obtained by us and the audit evidence obtained by other auditors in terms of their reports referred to in the "Other Matters" paragraph below, is sufficient and appropriate to provide a basis for our audit opinion on the Consolidated Ind AS financial statements.

**Opinion**

In our opinion and to the best of our information and according to the explanations given to us and based on the consideration of reports of other auditors on separate financial statements and on the other financial information of the subsidiaries, the aforesaid Consolidated Ind AS financial statements give the information required by the Act in the manner so required and give a true and fair view in conformity with the accounting principles generally accepted in India, including the Ind AS, of the consolidated financial position of the Group as at 31st March 2018 and its consolidated financial performance including other comprehensive income, its consolidated cash flows and the consolidated changes in equity for the year ended on that date.

**Other Matters**

We did not audit the financial statements/financial information of three subsidiaries, whose financial statements/financial information reflect total assets of Rs. 1,080.45 Crores and net assets of Rs 446.58 crores as at 31st March 2018 total revenues of Rs 96.03 crores and net cash outflow amounting to Rs 0.64 crores for the year ended on that date, as considered in these consolidated financial statements. These financial statements have been audited by other auditors whose reports have been furnished to us by the Management, and our opinion on the consolidated Ind AS Financial Statements, in so far it relates to the amounts and disclosures included in respect of these subsidiaries and our report on the consolidated financial results, to the extent they have been derived from such financial statements is based solely on reports of such other auditors.

Our opinion on the consolidated financial statements, and our report on Other Legal and Regulatory Requirements below, is not modified in respect of the above matters with respect to our reliance on the work done and reports of other auditors and financial statements/financial information certified by the management.

## **CONSOLIDATED FINANCIAL STATEMENTS**

### **Report on Other Legal and Regulatory Requirements**

1. As required by Section 143(3) of the Act, based on our audit and on the consideration of report of other auditors on separate financial statements and other financial information of subsidiaries as noted in the "other matter" paragraph, we report, to the extent applicable, that:
2. As required by Section 143 (3) of the Act, we report that:
  - a. We have sought and obtained all the information and explanations which to the best of our knowledge and belief were necessary for the purposes of our audit of the aforesaid consolidated Ind As financial statements.
  - b. In our opinion proper books of account as required by law relating to the aforesaid consolidated Ind As financial statements have been kept so far as it appears from examination of those books and reports of other Auditors;
  - c. The consolidated balance sheet, the consolidated statement of profit and loss ,the consolidated cash flow statement and the consolidated statement of changes in equity dealt with by this Report are in agreement with the books of account maintained for the purpose of the preparation of the consolidated Ind As financial statements;
  - d. In our opinion, the aforesaid Consolidated Ind AS financial statements comply with the Accounting Standards specified under Section 133 of the Act, read with Rule 7 of the Companies (Accounts) Rules, 2014;
  - e. On the basis of the written representations received from the directors of the Holding Company as on 31st March 2018 taken on record by the Board of Directors of the Holding company and the reports of the statutory auditors of its Subsidiary companies incorporated in India, none of the directors of the Group is disqualified as on 31st March 2018 from being appointed as a director of that company in terms of Section 164 (2) of the Act;
  - f. With respect to the adequacy of the internal financial controls over financial reporting of the Holding Company and its subsidiaries incorporated in India and the operating effectiveness of such controls, refer to our separate Report in Annexure 'A', and
  - g. With respect to the other matters to be included in the Auditor's Report in accordance with Rule 11 of the Companies (Audit and Auditors) Rules, 2014, in our opinion and to the best of our information and according to the explanations given to us and based on the consideration of the report of other auditors on separate financial statements as also other financial information of the subsidiaries as noted in the "Other matter" paragraph:
    - i. The Consolidated Ind AS Financial Statements has disclosed the impact of pending litigation on its Consolidated Ind AS financial position in its financial statement. Refer Note 44 & 47 to the Consolidated Ind AS financial statements;
    - ii. The Group did not have any long term contracts including derivative contracts for which there were any material foreseeable losses;
    - iii. The Holding company has transferred Rs 4,09,623/- to the Investor Education and Protection Fund for the dividend declared in the FY ended 2009-10 whose dividend remained unpaid or unclaimed for seven consecutive years. Further, Rs 12,390/- being restrained shares could not be transferred to the Investor Education and Protection Fund pursuant to Rule 6(3)(b). Refer Note 12 to the Consolidated Ind AS financial statements. There were no amounts which were required to be transferred to the Investor Education and Protection Fund by the subsidiary companies incorporated in India during Year ended 31st March 2018
    - iv. The disclosures in the financial statements regarding holdings as well as dealings in specified bank notes during the period from 8th November 2016 to 30th December 2016 have not been made since they do not pertain to the financial year ended 31st March 2018.

Place: Chennai  
Date : 9th May, 2018

For **Singhi & Co.**  
Chartered Accountants  
Firm's Registration No. 302049E

**(Rajiv Singhi)**  
Partner  
Membership No. 053518

## **CONSOLIDATED FINANCIAL STATEMENTS**

### **ANNEXURE - B TO THE INDEPENDENT AUDITOR'S REPORT**

#### **Report on the Internal Financial Controls under Clause (i) of Sub-section 3 of Section 143 of the Companies Act, 2013 ("the Act")**

We have audited the internal financial controls over financial reporting of ASIAN HOTELS (EAST) LIMITED("the Holding Company") and its subsidiaries (the Holding Company and its subsidiaries together referred to as "the Group") as on 31st March 2018 in conjunction with our audit of the Consolidated Ind AS financial statements of the Company for the year ended on that date.

#### **Management's Responsibility for Internal Financial Controls**

The respective board of Directors of the Holding company and its subsidiary companies, which are companies incorporated in India, are responsible for establishing and maintaining internal financial controls based on the internal control over financial reporting criteria established by the Company considering the essential components of internal control stated in the Guidance Note on Audit of Internal Financial Controls over Financial Reporting issued by the Institute of Chartered Accountants of India ('ICAI'). These responsibilities include the design, implementation and maintenance of adequate internal financial controls that were operating effectively for ensuring the orderly and efficient conduct of its business, including adherence to company's policies, the safeguarding of its assets, the prevention and detection of frauds and errors, the accuracy and completeness of the accounting records, and the timely preparation of reliable financial information, as required under the Companies Act, 2013.

#### **Auditor's Responsibility**

Our responsibility is to express an opinion on the Company's internal financial controls over financial reporting based on our audit. We conducted our audit in accordance with the Guidance Note on Audit of Internal Financial Controls over Financial Reporting (the "Guidance Note") and the Standards on Auditing, issued by ICAI and deemed to be prescribed under section 143(10) of the Companies Act, 2013, to the extent applicable to an audit of internal financial controls, both applicable to an audit of Internal Financial Controls and both issued by the Institute of Chartered Accountants of India. Those Standards and the Guidance Note require that we comply with ethical requirements and plan and perform the audit to obtain reasonable assurance about whether adequate internal financial controls over financial reporting was established and maintained and if such controls operated effectively in all material respects.

Our audit involves performing procedures to obtain audit evidence about the adequacy of the internal financial controls system over financial reporting and their operating effectiveness. Our audit of internal financial controls over financial reporting included obtaining an understanding of internal financial controls over financial reporting, assessing the risk that a material weakness exists, and testing and evaluating the design and operating effectiveness of internal control based on the assessed risk. The procedures selected depend on the auditor's judgment, including the assessment of the risks of material misstatement of the financial statements, whether due to fraud or error.

We believe that the audit evidence we have obtained is sufficient and appropriate to provide a basis for our audit opinion on the Company's internal financial controls system over financial reporting.

#### **Meaning of Internal Financial Controls Over Financial Reporting**

A company's internal financial control over financial reporting is a process designed to provide reasonable assurance regarding the reliability of financial reporting and the preparation of financial statements for external purposes in accordance with generally accepted accounting principles. A company's internal financial control over financial reporting includes those policies and procedures that:(1) pertain to the maintenance of records that, in reasonable detail, accurately and fairly reflect the transactions and dispositions of the assets of the company; (2) provide reasonable assurance that transactions are recorded as necessary to permit preparation of financial statements in accordance with generally accepted accounting principles, and that receipts and expenditures of the company are being made only in accordance with authorizations of management and directors of the company; and (3) provide reasonable assurance regarding prevention or timely detection of unauthorized acquisition, use, or disposition of the company's assets that could have a material effect on the financial statements.

#### **Inherent Limitations of Internal Financial Controls Over Financial Reporting**

Because of the inherent limitations of internal financial controls over financial reporting, including the possibility of collusion or improper management override of controls, material misstatements due to error or fraud may occur and not be detected. Also, projections of any evaluation of the internal financial controls over financial reporting to future periods are subject to the risk that the internal financial control over financial reporting may become inadequate because of changes in conditions, or that the degree of compliance with the policies or procedures may deteriorate.

#### **Opinion**

In our opinion, the Holding Company and its subsidiary companies which are companies incorporated in India, have, in all material respects, an adequate internal financial controls system over financial reporting and such internal financial controls over financial reporting were operating effectively as at 31 March 2018, based on the internal control over financial reporting criteria established by the Company considering the essential components of internal control stated in the Guidance Note on Audit of Internal Financial Controls Over Financial Reporting issued by the Institute of Chartered Accountants of India.

#### **Other Matters**

Our aforesaid reports under Section 143(3)(i) of the Act on the adequacy and operating effectiveness of the internal financial controls over financial reporting in so far as it relates to three subsidiaries, which are companies incorporated in India, is based on the corresponding reports of such companies incorporated in India.

For **Singhi & Co.**  
Chartered Accountants  
Firm's Registration No. 302049E

**(Rajiv Singhi)**  
Partner  
Membership No. 053518

Place: Chennai  
Date : 9th May, 2018

*Asian Hotels (East) Limited*

**CONSOLIDATED FINANCIAL STATEMENTS**  
**CONSOLIDATED BALANCE SHEET as at 31st March, 2018**

Particulars	Note	Amount in ₹	
		As at 31.03.2018	As at 31.03.2017
<b>ASSETS</b>			
<b>(1) Non - current assets</b>			
(a) Property, plant and equipment	2	<b>6,822,408,647</b>	7,107,648,757
(b) Capital work in progress	3	<b>16,122,719</b>	872,181
(c) Goodwill on consolidation	4	<b>1,256,775,740</b>	1,256,775,740
(d) Other intangible assets	4	<b>7,151,513</b>	10,140,365
(e) Financial assets			
(i) Investments	5	<b>318,337,968</b>	295,446,423
(ii) Loans	6	<b>84,770</b>	84,770
(iii) Other financial assets	7	<b>36,783,118</b>	36,842,028
(f) Income tax assets (net)	8	<b>130,136,514</b>	115,708,144
(g) Other non-current assets	9	<b>152,151,814</b>	274,879
		<b>8,739,952,803</b>	8,823,793,287
<b>(2) Current assets</b>			
(a) Inventories	10	<b>43,356,548</b>	34,537,914
(b) Financial assets			
(i) Investments	5	<b>461,132,898</b>	664,449,739
(ii) Trade receivables	11	<b>152,492,434</b>	112,679,235
(iii) Cash and cash equivalents	12	<b>211,134,997</b>	63,936,151
(iv) Loans	6	<b>33,642,743</b>	33,852,178
(v) Other financial assets	7	<b>12,765,282</b>	12,901,415
(c) Income tax assets (net)	8	<b>11,332,439</b>	5,194,536
(d) Other current assets	9	<b>71,838,451</b>	55,341,617
		<b>997,695,792</b>	982,892,785
<b>Total Assets</b>		<b>9,737,648,595</b>	9,806,686,072
<b>EQUITY AND LIABILITIES</b>			
<b>EQUITY</b>			
(a) Equity share capital	13	<b>115,277,970</b>	115,277,970
(b) Other equity	14	<b>7,570,894,997</b>	7,634,923,655
Equity attributable to owners of the Company		<b>7,686,172,967</b>	7,750,201,625
(c) Non-controlling interest		<b>252,693</b>	317,123
		<b>7,686,425,660</b>	7,750,518,748
<b>LIABILITIES</b>			
<b>(1) Non-current liabilities</b>			
(a) Financial liabilities			
(i) Borrowings	15	<b>1,229,550,000</b>	1,325,100,000
(ii) Other financial liabilities	17	<b>1,863,000</b>	1,574,000
(b) Provisions	18	<b>23,377,758</b>	28,103,500
(c) Deferred tax liabilities (net)	19	<b>72,518,611</b>	101,815,670
		<b>1,327,309,369</b>	1,456,593,170
<b>(2) Current liabilities</b>			
(a) Financial liabilities			
(i) Borrowings	15	<b>50,493,490</b>	45,065,670
(ii) Trade payables	16		
- Total outstanding dues of Micro , Small and Medium Enterprise		<b>552,518</b>	276,700
- Total outstanding dues of creditors other than Micro, Small and Medium Enterprise		<b>243,076,259</b>	205,579,168
(iii) Other financial liabilities	17	<b>271,985,766</b>	268,377,681
(b) Provisions	18	<b>7,838,887</b>	3,160,966
(c) Other current liabilities	20	<b>149,966,646</b>	77,113,969
		<b>723,913,566</b>	599,574,154
<b>Total Equity &amp; Liabilities</b>		<b>9,737,648,595</b>	9,806,686,072

The accompanying notes form an integral part of the consolidated financial statements.

As per our Report of even date

For **Singhi & Co.**  
Chartered Accountants  
Firm Registration. No. 302049E

**Rajiv Singhi**  
Partner  
Membership No. : 053518  
Place : Chennai  
Date: 9th May 2018

For and on behalf of the Board of Directors

**Arun Kr Saraf** (DIN -00339772) Jt.Managing Director  
**Umesh Saraf** (DIN 00017985) Jt.Managing Director  
**A.C Chakrabortti** (DIN -00015622) Director  
**Rama Shankar Jhwar** (DIN -00023792) Director  
**Padam Kr Khaitan** (DIN - 00019700) Director  
**Rita Bhimani** (DIN - 07106069) Director

**Bimal Kr Jhunjunwala**  
CFO & Vice President- Corporate Finance

**Saumen Chatterjee**  
Chief Legal Officer & Company Secretary

**CONSOLIDATED FINANCIAL STATEMENTS**

**CONSOLIDATED STATEMENT OF PROFIT AND LOSS for the year ended 31st March, 2018**

		Amount in ₹	
Particulars	Note	Year ended 31.03.2018	Year ended 31.03.2017
<b>I Revenue from operations</b>	21	<b>1,896,229,620</b>	<b>1,952,130,366</b>
<b>II Other income</b>	22	<b>57,424,802</b>	106,374,175
<b>III Total income</b>		<b>1,953,654,422</b>	2,058,504,541
<b>IV Expenses</b>			
Consumption of provisions, beverages, smokes & others	23	<b>240,986,297</b>	253,850,394
Employee benefits expenses	24	<b>352,000,860</b>	375,464,813
Finance cost	25	<b>162,275,923</b>	189,746,937
Depreciation and amortization expenses	2	<b>298,263,153</b>	309,643,738
Other expenses	26	<b>916,853,070</b>	891,886,651
<b>Total expenses</b>		<b>1,970,379,303</b>	2,020,592,533
<b>V Profit / (loss) before exceptional items and tax</b>		<b>-16,724,881</b>	37,912,008
<b>VI Exceptional items</b>		-	33,623,719
<b>VII Profit / (loss) before tax</b>		<b>-16,724,881</b>	4,288,289
<b>VIII Tax expense</b>			
(1) Current tax		<b>68,912,626</b>	52,464,723
(2) Deferred tax		<b>-30,262,660</b>	-12,189,422
(3) MAT credit		-	-132,782
(4) Tax for earlier years		<b>1,999,620</b>	-826,826
<b>IX Profit / (loss) for the period</b>		<b>-57,374,467</b>	-35,027,404
<b>X Other comprehensive income</b>			
A (i) Items that will not be reclassified to profit or loss			
Remeasurement of defined benefit liability		<b>-1,903,441</b>	-325,827
Equity instruments through other comprehensive income		<b>22,573,846</b>	22,806,801
(ii) Income tax relating to items that will not be reclassified to profit or loss		<b>360,145</b>	8,543
B (i) Items that will be reclassified to profit or loss		-	-
(ii) Income tax relating to items that will be reclassified to profit or loss		-	-
		<b>21,030,550</b>	22,489,517
<b>XI Total comprehensive income for the period</b>		<b>-36,343,917</b>	<b>-12,537,887</b>
<b>XII Profit / (loss) for the period attributable to:</b>			
Owners of the Company		<b>-57,310,037</b>	-34,965,255
Non-controlling interest		<b>-64,430</b>	-62,149
		<b>-57,374,467</b>	-35,027,404
<b>XIII Other comprehensive income for the period attributable to:</b>			
Owners of the Company		<b>21,030,550</b>	22,489,517
Non-controlling interest		-	-
		<b>21,030,550</b>	22,489,517
<b>XIV Total comprehensive income for the period attributable to:</b>			
Owners of the Company		<b>-36,279,487</b>	-12,475,738
Non-controlling interest		<b>-64,430</b>	-62,149
		<b>-36,343,917</b>	-12,537,887
<b>XV Earnings per equity share</b>			
(1) Basic	27	<b>-4.97</b>	-3.04
(2) Diluted	27	<b>-4.97</b>	-3.04

The accompanying notes form an integral part of the consolidated financial statements.

As per our Report of even date

For **Singhi & Co.**

Chartered Accountants

Firm Registration. No. 302049E

**Rajiv Singhi**

Partner

Membership No. : 053518

Place : Chennai

Date: 9th May 2018

For and on behalf of the Board of Directors

**Arun Kr Saraf** (DIN -00339772)

Jt.Managing Director

**Umesh Saraf** (DIN 00017985)

Jt.Managing Director

**A.C Chakrabortti** (DIN -00015622)

Director

**Rama Shankar Jhawar** (DIN -00023792)

Director

**Padam Kr Khaitan** (DIN - 00019700)

Director

**Rita Bhimani** (DIN - 07106069)

Director

**Bimal Kr Jhunjunwala**  
CFO & Vice President- Corporate Finance

**Saumen Chatterjee**  
Chief Legal Officer & Company Secretary

## CONSOLIDATED FINANCIAL STATEMENTS

## CONSOLIDATED STATEMENT OF CHANGES IN EQUITY for the year ended 31st March, 2018

Particulars	Equity Share Capital	Reserves and Surplus					Other Comprehensive Income		Total equity attributable to owners of the Company	Attributable to Non Controlling Interest	Total Equity
		Retained earnings	General Reserve	Securities premium account	Capital Redemption Reserve	Capital reserve	Equity instruments through other comprehensive income	Other items of other comprehensive income			
As at 01.4.2016	114,405,850	1,394,309,406	6,462,174,116	14,612,822	2,000,000	141,043	-	-832,362	7,986,810,875	107,453,742	8,094,264,617
Change in equity for the year ended March 31, 2017											
Shares issue during the year	32,142,840	-	-	-	-	-	-	-	32,142,840	-	32,142,840
Shares cancelled on merger	-31,270,720	-	-	-	-	-	-	-	-31,270,720	-	-31,270,720
Profit/(Loss) for the period	-	-34,143,351	-	-	-	-	-	-	-34,143,351	-	-34,143,351
Dividend	-	-22,881,170	-	-	-	-	-	-	-22,881,170	-	-22,881,170
Corporate dividend tax	-	-4,658,068	-	-	-	-	-	-	-4,658,068	-	-4,658,068
Remeasurement of defined benefit liability, net of tax	-	-	-	-	-	-	-	-1,201,337	-4,658,068	-	-1,201,337
Equity instruments through OCI	-	-	-	-	-	-	-	22,806,801	22,806,801	-	22,806,801
Share premium reserve utilised on cancellation of shares	-	-	-983,253,246	-14,612,822	-	-	-	-	-580,008,908	-	-580,008,908
Addition on account of merger	-	260,930,829	121,611,685	-	-	-	-	-	382,542,514	-	382,542,514
Share of Non controlling interest	-	62,149	-	-	-	-	-	-	62,149	-62,149	-
Non-controlling interest adjustment on account of increase in control	-	-	-	-	-	-	-	-	-	-107,074,470	-107,074,470
Profit transferred to general reserve	-	-15,000,000	15,000,000	-	-	-	-	-	-	-	-
<b>As at 31.3.2017</b>	<b>115,277,970</b>	<b>1,578,619,795</b>	<b>5,615,532,555</b>	<b>-</b>	<b>2,000,000</b>	<b>417,998,203</b>	<b>-</b>	<b>-2,053,699</b>	<b>7,750,201,625</b>	<b>317,123</b>	<b>7,750,518,748</b>
Change in equity for the year ended March 31, 2018											
Profit for the period	-	-57,374,467	-	-	-	-	-	-	-57,374,467	-	-57,374,467
Dividend	-	-23,055,594	-	-	-	-	-	-	-23,055,594	-	-23,055,594
Corporate dividend tax	-	-4,693,577	-	-	-	-	-	-	-4,693,577	-	-4,693,577
Remeasurement of defined benefit liability, net of tax	-	-	-	-	-	-	-	-1,543,296	-1,543,296	-	-1,543,296
Equity instruments through OCI	-	-	-	-	-	-	-	22,573,846	22,573,846	-	22,573,846
Share premium reserve utilised on cancellation of shares	-	-	-	-	-	-	-	-	-	-	-
Addition on account of merger	-	64,430	-	-	-	-	-	-	64,430	-64,430	-
Share of Non controlling interest	-	-	-	-	-	-	-	-	-	-	-
Non-controlling interest adjustment on account of increase in control	-	-	-	-	-	-	-	-	-	-	-
Profit transferred to general reserve	-	-15,000,000	15,000,000	-	-	-	-	-	-	-	-
As at 31.3.2018	115,277,970	1,478,560,587	5,630,532,555	-	2,000,000	417,998,203	-	-3,576,995	7,686,172,967	252,693	7,686,425,660

The accompanying notes form an integral part of the consolidated financial statements.

As per our Report of even date

For **Singhi & Co.**

Chartered Accountants

Firm Registration. No. 302049E

**Rajiv Singhi**

Partner

Membership No. : 053518

Place : Chennai

Date: 9th May 2018

For and on behalf of the Board of Directors

**Arun Kr Saraf** (DIN -00339772)

**Umesh Saraf** (DIN 00017985)

**A.C Chakrabortti** (DIN -00015622)

**Rama Shankar Hawar** (DIN -00023792)

**Padam Kr Khaitan** (DIN - 00019700)

**Rita Bhimani** (DIN - 07106069)

**Bimal Kr Jhunjhunwala**

CFO & Vice President- Corporate Finance

**Saumen Chatterjee**

Chief Legal Officer & Company Secretary

Jt. Managing Director

Jt. Managing Director

Director

Director

Director

Director

**CONSOLIDATED FINANCIAL STATEMENTS**

**CONSOLIDATED CASH FLOW STATEMENT for the year ended 31st March, 2018**

Particulars	Amount in ₹	
	Year ended 31.03.2018	Year ended 31.03.2017
<b>A. CASH FLOW FROM OPERATING ACTIVITIES</b>		
Profit before tax	-16,724,881	4,288,289
Adjustment for :		
Depreciation/amortization	298,263,152	309,643,738
Loss/(profit) on sale of fixed assets	346,820	8,298,012
Interest expense	157,673,090	186,084,733
Other borrowing cost	-	3,662,205
Sundry balances written back (Net)	-5,213,826	-
Provision for bad and doubtful debts	-16,965	1,199,223
Excess provision written back	-1,577,899	-1,214,360
Provision for gratuity	2,659,602	5,015,432
Provision for leave encashment	1,350,753	4,007,205
Interest income	-15,012,872	-22,792,891
Dividend income	-17,290,167	-11,542,125
Exceptional items	1,634,316	33,623,719
Fair value gain on mutual funds	-14,908,913	-54,059,102
Fair value gain on non current investments	9,102,964	-6,988,887
<b>Operating profit before working capital changes</b>	<b>400,285,174</b>	<b>459,225,191</b>
Movements in working capital :		
Increase/(decrease) in current trade payables	42,986,735	-15,200,272
Increase/(decrease) in non-current trade payables	-	-24,650,908
Increase/(decrease) in other current financial liabilities	-21,847,923	-653,500
Increase/(decrease) in other non-current financial liabilities	289,000	13,524,194
Increase/(decrease) in other current liabilities	72,852,678	-
Increase/(decrease) in Provisions	-5,961,617	3,331,707
Decrease/(increase) in trade receivables	-38,218,336	-9,500,904
Decrease/(increase) in inventories	-8,818,634	3,580,708
Decrease/(increase) in non-current other financial assets	85,454	-8,128,922
Decrease/(increase) in current loans	209,435	12,700,486
Decrease/(increase) in other assets	-16,496,836	-
Decrease/(increase) in other non current assets	-151,901,814	-
<b>Cash generated from/(used in) operations</b>	<b>273,463,316</b>	<b>434,227,780</b>
Less: Direct taxes paid	90,152,772	66,203,092
<b>Net cash flow from/ (used in) Operating Activities (A)</b>	<b>183,310,544</b>	<b>368,024,688</b>
<b>B. CASH FLOWS FROM INVESTING ACTIVITIES</b>		
Payments for fixed assets	-26,275,557	-43,039,735
Decrease/(Increase) in capital work in progress	-1,120,364	2,636,775
Decrease/(Increase) in capital advance	274,879	-41,045
Proceeds from sale of fixed assets	130,057	1,559,384
Proceeds from sale of National Saving Certificates	24,000	-
Purchase of current investments	-11,684,663	-1,215,117,125
Proceeds from sale/maturity of current investments	220,465,754	2,555,512,037
Non-current loans repaid/(given)	-70,000	97,400,000
Interest received on investments	-	-
Interest received on fixed deposits	18,437,531	24,804,458
Capital Advance	17,040,167	-
Dividend Received	-	11,542,125
<b>Net cash flow from/(used in) Investing Activities (B)</b>	<b>217,221,804</b>	<b>1,435,256,874</b>
<b>C. CASH FLOWS FROM FINANCING ACTIVITIES</b>		
Repayment of borrowings	-73,500,000	-1,553,631,828
Proceeds from short term borrowings	2,570,000	-
Repayment of current borrowings	2,927,820	-
Proceeds from unsecured loan	-	-
Interest paid on borrowings	-157,673,090	-219,071,410
Interest paid on debentures	-	-
Dividend paid on shares	-22,964,655	-22,449,960
Tax on dividend paid	-4,693,577	-4,658,068
<b>Net cash flow from/(used in) in Financing Activities (C)</b>	<b>-253,333,502</b>	<b>-1,799,811,266</b>
<b>Net increase/(decrease) in Cash and Cash Equivalents (A + B + C)</b>	<b>147,198,846</b>	<b>3,470,296</b>
<b>Cash and Cash Equivalents at the beginning of the year</b>	<b>63,936,151</b>	<b>60,465,855</b>
<b>Cash and Cash Equivalents at the end of the year</b>	<b>211,134,997</b>	<b>63,936,151</b>

The accompanying notes form an integral part of the consolidated financial statements.

As per our Report of even date

For **Singhi & Co.**

Chartered Accountants

Firm Registration. No. 302049E

**Rajiv Singhi**

Partner

Membership No. : 053518

Place : Chennai

Date: 9th May 2018

For and on behalf of the Board of Directors

**Arun Kr Saraf** (DIN -00339772)

Jt.Managing Director

**Umesh Saraf** (DIN 00017985)

Jt.Managing Director

**A.C Chakrabortti** (DIN -00015622)

Director

**Rama Shankar Jhavar** (DIN -00023792)

Director

**Padam Kr Khaitan** (DIN - 00019700)

Director

**Rita Bhimani** (DIN - 07106069)

Director

**Bimal Kr Jhunjhunwala**  
CFO & Vice President- Corporate Finance

**Saumen Chatterjee**  
Chief Legal Officer & Company Secretary



## **CONSOLIDATED FINANCIAL STATEMENTS**

### **CONSOLIDATED NOTES TO THE FINANCIAL STATEMENTS for the year ended 31st March, 2018**

#### **1. Company Overview and Significant Accounting Policies**

##### **1.1 Company overview**

Asian Hotels (East) Limited is a Public Limited Company listed with Bombay Stock Exchange and National Stock Exchange and is primarily engaged in the Hotel business through "Hyatt Regency Kolkata" a five-star Hotel situated in the city of Kolkata.

##### **1.2. Basis of preparation of financial statement**

These financial statements are prepared in accordance with Indian Accounting Standards (Ind AS) under the historical cost convention on the accrual basis except for certain financial instruments which are measured at fair values, and the provisions of the Companies Act, 2013 ('Act') (to the extent notified). The Ind AS are prescribed under Section 133 of the Act read with Rule 3 of the Companies (Indian Accounting Standards) Rules, 2015 and Companies (Indian Accounting Standards) Amendment Rules, 2016.

Accounting policies have been consistently applied except where a newly issued accounting standard is initially adopted or a revision to an existing accounting standard requires a change in the accounting policy hitherto in use.

The financial statements are approved for issue by the Company's Board of Directors on May 09, 2018

##### **1.3 Functional & Presentation Currency**

These Financial statements are presented in Indian Rupees (INR) which is also the company's functional currency.

##### **1.4 Use of estimates**

The preparation of the financial statements in conformity with Ind AS requires management to make estimates, judgments and assumptions. These estimates, judgments and assumptions affect the application of accounting policies and the reported amounts of assets and liabilities, the disclosures of contingent assets and liabilities at the date of the financial statements and reported amounts of revenues and expenses during the period. Although these estimates are based on the management's best knowledge of current events and actions, uncertainty about these assumptions and estimates could result in the outcomes requiring a material adjustment to the carrying amounts of assets or liabilities in future periods. Changes in estimates are reflected in the financial statements in the period in which changes are made and, if material, their effects are disclosed in the notes to the financial statements.

##### **1.5 Significant Accounting Policies**

###### **a. Property Plant & Equipment:**

Under the previous Indian GAAP, property plant and equipment were carried in the balance sheet on the basis of historical cost. The company has regarded the same as deemed cost and presented same values in Ind- AS compliant financials.

Property, Plant and equipment are stated at cost, net of accumulated depreciation and accumulated impairment losses, if any. Such cost includes the cost of replacing part of the plant and equipment and borrowing costs for long-term construction projects if the recognition criteria are met. When significant parts of plant and equipment are required to be replaced at intervals, the Company depreciates them separately based on their specific useful lives. Likewise, when a major inspection is performed, its cost is recognized in the carrying amount of the plant and equipment as a replacement if the recognition criteria are satisfied. All other repair and maintenance costs are recognized in profit or loss as incurred. The present value of the expected cost for the decommissioning of an asset after its use is included in the cost of the respective asset if the recognition criteria for a provision are met.

Depreciation on fixed assets is calculated on a straight-line basis using the rates based on the useful lives of the assets as prescribed in Schedule II to the Companies Act, 2013. If the asset is purchased on or before the 15th of month depreciation is charged from the month of purchase, otherwise depreciation is charged from the month following the month of purchase. No depreciation is charged for the quarter on the assets sold/ discarded during the year.

###### **Intangibles**

Intangible assets acquired separately are measured on initial recognition at cost. The cost of intangible assets acquired in a business combination is their fair value at the date of acquisition. Following initial recognition, intangible assets are carried at cost less any accumulated amortisation and accumulated impairment losses. Internally generated intangibles, excluding capitalised development costs, are not capitalised and the related expenditure is reflected in profit or loss in the period in which the expenditure is incurred.

Intangible assets acquired separately are measured on initial recognition at cost. The cost of intangible assets acquired in a business combination is their fair value at the date of acquisition. Following initial recognition, intangible assets are carried at cost less any accumulated amortisation and accumulated impairment losses. Internally generated intangibles, excluding capitalised development costs, are not capitalised and the related expenditure is reflected in profit or loss in the period in which the expenditure is incurred.

The useful lives of intangible assets are assessed as either finite or indefinite.

Intangible assets with finite lives are amortised over the useful economic life and assessed for impairment whenever there is an indication that the intangible asset may be impaired. The amortisation period and the amortisation method for an intangible asset with a finite useful life are reviewed at least at the end of each reporting period. Changes in the expected useful life or the expected pattern of consumption of future economic benefits embodied in the asset are considered to modify the amortisation period or method, as appropriate, and are treated as changes in accounting estimates. The amortisation expense on intangible assets with finite lives is recognised in the Statement of Profit and Loss unless such expenditure forms part of carrying value of another asset.

Intangible assets with indefinite useful lives are not amortised, but are tested for impairment annually, either individually or at the cash-generating unit level. The assessment of indefinite life is reviewed annually to determine whether the indefinite life continues to be supportable. If not, the change in useful life from indefinite to finite is made on a prospective basis.

## **CONSOLIDATED FINANCIAL STATEMENTS**

### **CONSOLIDATED NOTES TO THE FINANCIAL STATEMENTS for the year ended 31st March, 2018**

Gains or losses arising from derecognition of an intangible asset are measured as the difference between the net disposal proceeds and the carrying amount of the asset and are recognised in the Statement of Profit and Loss when the asset is derecognised.

#### **b. Investments in Subsidiaries**

Subsidiaries are entities controlled by the Company. The Company controls an entity when it is exposed to, or has rights to, variable returns from its involvement with the entity and has the ability to affect those returns through its power over the entity. The Company's investment in the equity shares of its subsidiaries are recognised at cost. The company has elected to apply previous GAAP carrying amount of its equity investment in subsidiaries as deemed cost as on the date of transition to Ind AS. However, the debt instruments in subsidiaries are recognized at fair value.

#### **c. Inventories**

Inventories are measured at lower of cost and net realizable value. Net realizable value is the estimated selling price in the ordinary course of business, less the estimated cost of completion & selling expenses.

#### **d. Trade Receivables**

Trade receivables are recognised initially at fair value and subsequently measured at amortised cost using the effective interest method, less provision for impairment.

#### **e. Financial Instruments**

A financial instrument is any contract that gives rise to a financial asset of one entity and a financial liability or equity instrument of another entity.

#### **Financials Asset**

##### **Initial recognition and measurement**

All financial assets are recognized initially at fair value plus, in the case of financial assets not recorded at fair value through profit or loss, transaction costs that are directly attributable to the acquisition of the financial asset.

##### **Subsequent measurement**

For purposes of subsequent measurement, financial assets are classified in three categories:

- (i) Financial Asset at amortized cost
- (ii) Financial Asset At Fair Value through other comprehensive income (OCI)
- (iii) Financial Asset at Fair value through profit and loss (PL)

##### **Financial Asset at amortized cost**

A 'Financial Asset' is measured at the amortized cost if both the following conditions are met:

- a) The asset is held within a business model whose objective is to hold assets for collecting contractual cash flows, and
- b) Contractual terms of the asset give rise on specified dates to cash flows that are solely payments of principal and interest (SPPI) on the principal amount outstanding.

After initial measurement, such financial assets are subsequently measured at amortized cost using the effective interest rate (EIR) method. Amortized cost is calculated by taking into account any discount or premium on acquisition and fees or costs that are an integral part of the EIR. The EIR amortization is included in finance income in the statement of profit or loss.

##### **Financial Asset at Fair value through OCI**

A 'Financial Asset' is classified as at the FVTOCI if both of the following criteria are met:

- a) The objective of the business model is achieved both by collecting contractual cash flows and selling the financial assets, and
- b) The asset's contractual cash flows represent SPPI. Financial Asset included within the FVTOCI category are measured initially as well as at each reporting date at fair value. Fair value movements are recognized in the other comprehensive income (OCI).

##### **Financial Asset at fair value through profit or loss**

FVTPL is a residual category for Financial Assets. Any financial asset, which does not meet the criteria for categorization as at amortized cost or as FVTOCI, is classified as at FVTPL.

In addition, the company may elect to designate a Financial asset, which otherwise meets amortized cost or FVTOCI criteria, as at FVTPL. However, such election is allowed only if doing so reduces or eliminates a measurement or recognition inconsistency (referred to as 'accounting mismatch').

#### **Equity Instruments**

All equity investments in scope of Ind AS 109 are measured at fair value. For equity instruments, the company may make an irrevocable election to present subsequent changes in the fair value in other comprehensive income. The Company makes such election on an instrument by-instrument basis. The classification is made on initial recognition and is irrevocable if the Company decides to classify an equity instrument as at FVTOCI, then all fair value changes on the instrument, excluding dividends, are recognized in the OCI.

#### **Derecognition of Financial asset**

A financial asset (or, where applicable, a part of a financial asset or part of a group of similar financial assets) is primarily derecognized when:

- The rights to receive cash flows from the asset have expired, or

## **CONSOLIDATED FINANCIAL STATEMENTS**

### **CONSOLIDATED NOTES TO THE FINANCIAL STATEMENTS for the year ended 31st March, 2018**

- The company has transferred its rights to receive cash flows from the asset or has assumed an obligation to pay the received cash flows in full without material delay to a third party under a 'pass-through' arrangement and either

(a) the Company has transferred substantially all the risks and rewards of the asset, or

(b) the Company has neither transferred nor retained substantially all the risks and rewards of the asset, but has transferred control of the asset.

#### **Impairment of financial assets**

In accordance with Ind AS 109, the Company applies expected credit loss (ECL) model for measurement and recognition of impairment loss on the following financial assets and credit risk exposure:

a) Financial assets that are debt instruments, and are measured at amortised cost e.g., loans, debt securities, deposits, trade receivables and bank balance.

b) Financial assets that are debt instruments and are measured as at FVTOCI.

c) Lease receivables under Ind AS 17.

d) Trade receivables or any contractual right to receive cash or another financial asset that result from transactions that are within the scope of Ind AS 11 and Ind AS 18 (referred to as 'contractual revenue receivables')

e) Loan commitments which are not measured as at FVTPL

f) Financial guarantee contracts which are not measured as at FVTPL

For recognition of impairment loss on other financial assets and risk exposure, the Company determines that whether there has been a significant increase in the credit risk since initial recognition. If credit risk has not increased significantly, 12-month ECL is used to provide for impairment loss. However, if credit risk has increased significantly, lifetime ECL is used. If, in a subsequent period, credit quality of the instrument improves such that there is no longer a significant increase in credit risk since initial recognition, then the entity reverts to recognising impairment loss allowance based on 12-month ECL. Lifetime ECL are the expected credit losses resulting from all possible default events over the expected life of a financial instrument.

#### **Financial Liabilities**

##### **Initial recognition and measurement**

All financial liabilities are recognized initially at fair value and, in the case of loans and borrowings and payables, net of directly attributable transaction costs. For financial liabilities maturing within one year from the balance sheet date, the carrying amount approximate fair value due to the short maturity of these instruments."

##### **Subsequent Measurement**

##### **Financial liabilities at fair value through profit or loss**

Financial liabilities at fair value through profit or loss include financial liabilities held for trading and financial liabilities designated upon initial recognition as at fair value through profit or loss. Financial liabilities are classified as held for trading if they are incurred for the purpose of repurchasing in the near term. Gains or losses on liabilities held for trading are recognized in the profit or loss. "

##### **Financial Liabilities at amortized cost**

After initial recognition, interest-bearing loans and borrowings are subsequently measured at amortized cost using the EIR method. Gains and losses are recognized in profit or loss when the liabilities are derecognized as well as through the EIR amortization process. Amortized cost is calculated by taking into account any discount or premium on acquisition and fees or costs that are an integral part of the EIR. The EIR amortization is included as finance costs in the statement of profit and loss.

#### **f. Cash and Cash Equivalents**

Cash and Cash Equivalent in balance sheet comprise cash at banks and on hand, unpaid dividend, money margin deposit, fixed deposits and short - term deposits with an original maturity of three months or less, which are subject to an insignificant risk of changes in value.

#### **g. Trade Payables & Other Payables**

These amounts represent liabilities for goods and services provided to the company prior to the end of financial year which are unpaid. Trade and other payables are presented as current liabilities unless payment is not due within 12 months after the reporting period. They are recognised initially at their fair value and subsequently measured at amortised cost using the effective interest method.

#### **h. Provisions, Contingent liabilities**

Provisions are recognized when the company has a present obligation (legal or constructive) as a result of a past event, it is probable that an outflow of resources embodying economic benefits will be required to settle the obligation and a reliable estimate can be made of the amount of the obligation. The expense relating to a provision is presented in the statement of profit and loss. If the effect of the time value of money is material, provisions are discounted using a current pre-tax rate that reflects, when appropriate, the risks specific to the liability. When discounting is used, the increase in the provision due to the passage of time is recognized as a finance cost.

A contingent liability is disclosed in case of;

- a present obligation arising from past events, when it is not probable that an outflow of resources will be required to settle the obligation;

**CONSOLIDATED FINANCIAL STATEMENTS**

**CONSOLIDATED NOTES TO THE FINANCIAL STATEMENTS for the year ended 31st March, 2018**

- a present obligation arising from past events, when no reliable estimate is possible ;
  - a possible obligation arising from past events, unless the probability of outflow of resources is remote.
- Provisions, contingent liabilities, contingent assets and commitments are reviewed at each balance sheet date.

**i. Revenue recognition**

Revenue is recognized to the extent that it is probable that the economic benefits will flow and the revenue can be reliably measured, regardless of when the payment is being made. Revenue is measured at the fair value of the consideration received or receivable, taking into account contractually defined terms of payment and excluding taxes or duties collected on behalf of the government.

**j. Other Income**

Other income is comprised primarily of interest income, dividend income, gain on sale of investments and exchange gain/loss on translation of assets and liabilities. For all debt instruments measured either at amortised cost or at fair value through other comprehensive income, interest income is recognised using the effective interest rate (EIR). Dividend income is recognised when right to receive payment is established.

**k. Borrowing Costs**

Borrowing costs directly attributable to the acquisition, construction or production of an asset that necessarily takes a substantial period of time to get ready for its intended use are capitalized as part of the cost of the asset. All other borrowing costs are expensed in the period in which they occur. Borrowing costs consist of interest and other costs that an entity incurs in connection with the borrowing of funds. Borrowing cost also includes exchange differences to the extent regarded as an adjustment to the borrowing costs.

**l. Income taxes**

Income tax expense comprises current and deferred income tax. Income tax expense is recognized in net profit in the statement of profit and loss except to the extent that it relates to items recognized directly in equity, in which case it is recognized in other comprehensive income. Current income tax for current and prior periods is recognized at the amount expected to be paid to or recovered from the tax authorities, using the tax rates and tax laws that have been enacted or substantively enacted by the balance sheet date. Deferred income tax assets and liabilities are recognized for all temporary differences arising between the tax bases of assets and liabilities and their carrying amounts in the financial statements. Deferred tax assets are reviewed at each reporting date and are reduced to the extent that it is no longer probable that the related tax benefit will be realized.

Deferred income tax assets and liabilities are measured using tax rates and tax laws that have been enacted or substantively enacted by the balance sheet date and are expected to apply to taxable income in the years in which those temporary differences are expected to be recovered or settled. The effect of changes in tax rates on deferred income tax assets and liabilities is recognized as income or expense in the period that includes the enactment or the substantive enactment date. A deferred income tax asset is recognized to the extent that it is probable that future taxable profit will be available against which the deductible temporary differences and tax losses can be utilized. The company offsets current tax assets and current tax liabilities, where it has a legally enforceable right to set off the recognized amounts and where it intends either to settle on a net basis, or to realize the asset and settle the liability simultaneously.

Minimum Alternate Tax ('MAT') credit is recognised as an asset only when and to the extent there is convincing evidence that the company will pay normal income-tax during the specified period. In the year in which the MAT credit becomes eligible to be recognised as an asset, the said asset is created by way of a credit to the statement of profit and loss. The Company reviews the same at each balance sheet date and writes down the carrying amount of MAT credit entitlement to the extent there is no longer convincing evidence to the effect that Company will pay normal income-tax during the specified period.

**m. Earnings per share**

Basic Earnings per share are calculated by dividing the net profit or loss for the period attributable to the equity shareholders by the weighted average number of equity shares outstanding during the period. Partly paid equity shares are treated as fraction of equity shares to the extent that they are entitled to participate in dividends relative to a fully paid equity shares during the reporting period. The weighted average number of equity shares outstanding during the period is adjusted for events such as bonus issue, bonus element in a right issue, share split, and reverse share split (consolidation of shares) that have changed the number of equity shares outstanding, without a corresponding change in resources.

For the purpose of calculating diluted earning per share, the net profit or loss for the period attributable to Equity Shareholders and the weighted average number of shares outstanding during the period are adjusted for the effects of all dilutive potential equity shares.

**n. Leases**

The determination of whether an arrangement is (or contains) a lease is based on the substance of the arrangement at the inception of the lease. The arrangement is, or contains, a lease if fulfilment of the arrangement is dependent on the use of a specific asset or assets and the arrangement conveys a right to use the asset or assets, even if that right is not explicitly specified in an arrangement. For arrangements entered into prior to 1 April 2014, the Company has determined whether the arrangement contain lease on the basis of facts and circumstances existing on the date of transition.

Company as a lessee

A lease is classified at the inception date as a finance lease or an operating lease. A lease that transfers substantially all the

**CONSOLIDATED FINANCIAL STATEMENTS**

**CONSOLIDATED NOTES TO THE FINANCIAL STATEMENTS for the year ended 31st March, 2018**

risks and rewards incidental to ownership to the Company is classified as a finance lease. Finance leases are capitalised at the commencement of the lease at the inception date fair value of the leased property or, if lower, at the present value of the minimum lease payments. Lease payments are apportioned between finance charges and reduction of the lease liability so as to achieve a constant rate of interest on the remaining balance of the liability. Finance charges are recognised in finance costs in the statement of profit and loss, unless they are directly attributable to qualifying assets, in which case they are capitalized in accordance with the Company's general policy on the borrowing cost. A leased asset is depreciated over the useful life of the asset. However, if there is no reasonable certainty that the Company will obtain ownership by the end of the lease term, the asset is depreciated over the shorter of the estimated useful life of the asset and the lease term. Operating lease payments are recognised as an expense in the statement of profit and loss on a straight-line basis over the lease term.

**o. Fair Value Measurement**

The fair value of an asset or a liability is measured using the assumptions that market participants would use when pricing the asset or liability, assuming that market participants act in their economic best interest. A fair value measurement of a non-financial asset takes into account a market participant's ability to generate economic benefits by using the asset in its highest and best use or by selling it to another market participant that would use the asset in its highest and best use. The Company uses valuation techniques that are appropriate in the circumstances and for which sufficient data are available to measure fair value, maximising the use of relevant observable inputs and minimising the use of unobservable inputs.

**p. Employee benefits**

Provident Fund: Retirement benefit in the form of provident fund is a defined contribution scheme. The Company has no obligation, other than the contribution payable to the provident fund. The Company recognizes contribution payable to the provident fund scheme as an expense, when an employee renders the related service.

**Gratuity & Leave Encashment (Unfunded):** Provision for gratuity and leave encashment are based on actuarial valuation as on the date of the Balance Sheet. The valuation is done by an independent actuary using the projected unit credit method. Remeasurements, comprising of actuarial gains and losses, the effect of the asset ceiling, excluding amounts included in net interest on the net defined benefit liability and the return on plan assets are recognised immediately in the balance sheet with a corresponding debit or credit to retained earnings through OCI in the period in which they occur. Remeasurements are not reclassified to profit or loss in subsequent periods.

All employee benefits payable wholly within twelve months rendering services are classified as short term employee benefits. Benefits such as salaries, wages, short-term compensated absences, performance incentives etc., and the expected cost of bonus, ex-gratia are recognised during the period in which the employee renders related service.

**q. Foreign Currencies**

Transactions and balances

Transactions in foreign currencies are initially recorded by the Company at their functional currency spot rates at the date the transaction first qualifies for recognition. Monetary assets and liabilities denominated in foreign currencies are translated at the functional currency spot rates of exchange at the reporting date.

Exchange differences arising on settlement or translation of monetary items are recognised in profit or loss.

Non-monetary items that are measured in terms of historical cost in a foreign currency are translated using the exchange rates at the dates of the initial transactions. Non-monetary items measured at fair value in a foreign currency are translated using the exchange rates at the date when the fair value is determined. The gain or loss arising on translation of non-monetary items measured at fair value is treated in line with the recognition of the gain or loss on the change in fair value of the item (i.e., translation differences on items whose fair value gain or loss is recognised in OCI or profit or loss are also recognised in OCI or profit or loss, respectively).

**r. Dividend**

Final dividend on shares are recorded as a liability on the date of approval by the shareholders and interim dividends are recorded as a liability on the date of declaration by the Company's Board of Directors.

**s. Impairment of non-current assets** - Ind AS 36 requires that the Company assesses conditions that could cause an asset or a Cash Generating Unit (CGU) to become impaired and to test recoverability of potentially impaired assets. These conditions include internal and external factors such as the Company's market capitalization, significant changes in the Company's planned use of the assets or a significant adverse change in the expected prices, sales volumes or raw material cost. The identification of CGUs involves judgment, including assessment of where active markets exist, and the level of interdependency of cash inflows. CGU is usually the individual plant, unless the asset or asset group is an integral part of a value chain where no independent prices for the intermediate products exist, a group of plants is combined and managed to serve a common market, or where circumstances otherwise indicate significant interdependencies. In accordance with Ind AS 36, goodwill and certain intangible assets are reviewed at least annually for impairment. If a loss in value is indicated, the recoverable amount is estimated as the higher of the CGU's fair value less cost to sell, or its value in use. Directly observable market prices rarely exist for the Company's assets, however, fair value may be estimated based on recent transactions on comparable assets, internal models used by the Company for transactions involving the same type of assets or other relevant information. Calculation of value in use is a discounted cash flow calculation based on continued use of the assets in its present condition, excluding potential exploitation of improvement or expansion potential. Determination of the recoverable amount involves management estimates on highly uncertain matters, such as commodity prices and their impact on markets and prices for upgraded products, development in demand, inflation, operating expenses and tax and

**CONSOLIDATED FINANCIAL STATEMENTS**

**CONSOLIDATED NOTES TO THE FINANCIAL STATEMENTS for the year ended 31st March, 2018**

legal systems. The Company uses internal business plans, quoted market prices and the Company's best estimate of commodity prices, currency rates, discount rates and other relevant information. A detailed forecast is developed over the period of three years with projections thereafter. The Company does not include a general growth factor to volumes or cash flows for the purpose of impairment tests, however, cash flows are generally increased by expected inflation and market recovery towards previously observed volumes.

**t. New Standards / Amendments to Existing Standard issued but not yet effective upto the date of issuance of the Company's Financial Statement are disclosed below.**

**Ind AS 115-Revenue from Contracts with Customers.**

The Ministry of corporate affair (MCA) on 28th March 2018 has notified new Indian Accounting Standard as mentioned above .The new standard will come to into force from accounting period commencing on or after 1st April 2018. It replaces existing recognition guidance, including Ind AS 18 Revenue and Ind AS 11 Construction contract. The standard is likely to affect the measurement, recognition and disclosure of revenue. The Company is in the process of assessing the possible impact of Ind AS 115; Revenue from contract with customer on its financial statement and will adopt the Ind AS 115 on the required effective date.

**u. Principles of Consolidation**

The Consolidated Financial Statements have been prepared in accordance with Ind AS 110 – “Consolidated Financial Statements”.

The Consolidated Financial Statements comprise the financial statements of Asian Hotels (East) Limited and the following subsidiaries:-

The Consolidated Financial Statements have been prepared on the following basis:

<b>Name of the Company</b>	<b>Country of Incorporation</b>	<b>% of Holding as on 31-March 2018</b>
GJS Hotels Limited	India	100
Regency Convention Centre & Hotels Limited	India	58.99
Robust Hotels Private Limited	India	100

The Financial Statements of the Company and its subsidiaries companies have been combined on a line basis by adding together the book value of like items of assets, liabilities, income and expenses after fully eliminating intra group balances and intra group transactions, if any.

The Consolidated Financial Statements have been prepared using uniform accounting policies for like transactions and other events in similar circumstances.

Goodwill arising in Consolidated Financial Statements on consolidation of Financial Statements of the Company and its subsidiary companies have been capitalised to the extent not impaired in the books of the Company. The Company has elected to measure the value of goodwill at previous IGAAP value as on the transition date.

**CONSOLIDATED FINANCIAL STATEMENTS**

**CONSOLIDATED NOTES TO THE FINANCIAL STATEMENTS for the year ended 31st March, 2018**

Amount in ₹

**2. PROPERTY, PLANT & EQUIPMENT**

Particulars	Freehold Land	Leasehold Land	Building	Plant & Equipments	Furniture & Fixtures	Office Equipments	Vehicles	Total
<b>Gross carrying value as at 01.04.2016</b>	<b>1,540,585,512</b>	<b>353,611,116</b>	<b>4,106,263,893</b>	<b>2,403,590,233</b>	<b>767,636,070</b>	<b>17,438,516</b>	<b>13,266,391</b>	<b>9,202,391,731</b>
Additions	-	1,188,449	18,682,985	16,180,947	4,364,882	513,228	-	40,930,491
Deletions	-	-	-	137,966,090	18,007,990	-	416,214	156,390,294
<b>Gross carrying value as at 31.03.2017</b>	<b>1,540,585,512</b>	<b>354,799,565</b>	<b>4,124,946,878</b>	<b>2,281,805,090</b>	<b>753,992,962</b>	<b>17,951,744</b>	<b>12,850,177</b>	<b>9,086,931,928</b>
Additions	-	149,131	1,665,150	8,099,972	12,371,986	737,235	-	23,023,474
Disposals	-	-	1,634,316	182,624	471,384	-	-	2,288,324
<b>Gross carrying value as at 31.03.2018</b>	<b>1,540,585,512</b>	<b>354,948,696</b>	<b>4,124,977,712</b>	<b>2,289,722,438</b>	<b>765,893,564</b>	<b>18,688,979</b>	<b>12,850,177</b>	<b>9,107,667,078</b>
<b>Accumulated depreciation as at 01.04.2016</b>	-	-	<b>402,298,110</b>	<b>964,704,137</b>	<b>415,920,117</b>	<b>11,092,043</b>	<b>10,186,649</b>	<b>1,804,201,056</b>
Charge for the year	-	-	65,728,544	156,829,785	76,220,407	4,495,526	491,479	303,765,741
Deletions	-	-	-	111,214,453	17,052,959	-	416,214	128,683,626
<b>Accumulated depreciation as at 31.03.2017</b>	-	-	<b>468,026,654</b>	<b>1,010,319,469</b>	<b>475,087,565</b>	<b>15,587,569</b>	<b>10,261,914</b>	<b>1,979,283,171</b>
Charge for the year	-	14,130,174	65,295,901	148,885,244	76,558,594	791,002	491,477	306,152,392
Disposals	-	-	-	173,493	3,639	-	-	177,132
<b>Accumulated depreciation as at 31.03.2018</b>	-	<b>14,130,174</b>	<b>533,322,555</b>	<b>1,159,031,220</b>	<b>551,642,520</b>	<b>16,378,571</b>	<b>10,753,391</b>	<b>2,285,258,431</b>
<b>Net carrying value as at 31.03.2017</b>	<b>1,540,585,512</b>	<b>354,799,565</b>	<b>3,656,920,224</b>	<b>1,271,485,621</b>	<b>278,905,397</b>	<b>2,364,175</b>	<b>2,588,263</b>	<b>7,107,648,757</b>
<b>Net carrying value as at 31.03.2018</b>	<b>1,540,585,512</b>	<b>340,818,522</b>	<b>3,591,655,157</b>	<b>1,130,691,218</b>	<b>214,251,044</b>	<b>2,310,408</b>	<b>2,096,786</b>	<b>6,822,408,647</b>

**3. CAPITAL WORK IN PROGRESS**

Amount in ₹

Particulars	Total
<b>Carrying value as at 01.04.2016</b>	<b>19,283,403</b>
Additions	-
Deletions	18,411,222
<b>Carrying value as at 31.03.2017</b>	<b>872,181</b>
Additions	21,742,936
Disposals	6,492,398
<b>Carrying value as at 31.03.2018</b>	<b>16,122,719</b>

**4. INTANGIBLE ASSETS**

Amount in ₹

Particulars	Software	Goodwill on Consolidation	Total
<b>Gross carrying value as at 01.04.2016</b>	<b>44,448,633</b>	<b>1,063,675,210</b>	<b>1,108,123,843</b>
Additions	2,109,244	193,100,530	195,209,774
Deletions	-	-	-
<b>Gross carrying value as at 31.03.2017</b>	<b>46,557,877</b>	<b>1,256,775,740</b>	<b>1,303,333,617</b>
Additions	3,252,083	-	3,252,083
Disposals	-	-	-
<b>Gross carrying value as at 31.03.2018</b>	<b>49,809,960</b>	<b>1,256,775,740</b>	<b>1,306,585,700</b>
<b>Accumulated depreciation as at 01.04.2016</b>	<b>30,539,515</b>	-	<b>30,539,515</b>
Charge for the year	5,877,997	-	5,877,997
Deletions	-	-	-
<b>Accumulated depreciation as at 31.03.2017</b>	<b>36,417,512</b>	-	<b>36,417,512</b>
Charge for the year	6,240,935	-	6,240,935
Disposals	-	-	-
<b>Accumulated depreciation as at 31.03.2018</b>	<b>42,658,447</b>	-	<b>42,658,447</b>
<b>Net carrying value as at 31.03.2017</b>	<b>10,140,365</b>	<b>1,256,775,740</b>	<b>1,266,916,105</b>
<b>Net carrying value as at 31.03.2018</b>	<b>7,151,513</b>	<b>1,256,775,740</b>	<b>1,263,927,253</b>

**CONSOLIDATED FINANCIAL STATEMENTS**

**CONSOLIDATED NOTES TO THE FINANCIAL STATEMENTS for the year ended 31st March, 2018**

5. INVESTMENTS		Amount in ₹	
Particulars	As at 31.03.2018	As at 31.03.2017	
<b>Non - current</b>			
Quoted			
Investment carried at FVTOCI			
Investment in equity shares of Asian Hotels (West) Limited			
524,438 (previous year: 458,377) equity shares of ₹ 10/- each fully paid up	137,560,088	104,051,579	
Investment carried at amortised cost			
Investment in Bonds of Indian Railways Financial Corporation Limited			
150,000 (Previous year: 150,000) 8.23% tax free bonds of ₹ 1000/-each	150,000,000	150,000,000	
Unquoted			
Investments carried at FVTPL			
8,75,000 (previous year: 8,75,000) Class-B Equity Shares of Maple Renewable Power Private Limited of ₹ 10/- each	30,767,880	41,360,844	
Investment carried at amortised cost			
Investment in Government Securities	10,000	34,000	
	<u>30,777,880</u>	<u>41,394,844</u>	
	<u>318,337,968</u>	<u>295,446,423</u>	
Aggregate value of quoted investments	287,560,088	254,051,579	
Aggregate value of unquoted investments	30,777,880	41,394,844	
Aggregate amount of provision for diminution in value of investments	-	-	

5. INVESTMENTS		Amount in ₹			
Particulars	As at 31.03.2018	As at 31.03.2017	As at 31.03.2018	As at 31.03.2017	
Current	No. of units	No. of units	Rs	Rs	
Unquoted, fully paid up					
Investment carried at FVTPL					
Investment in units of mutual funds [face value (FV) of Rs 10 each, unless otherwise stated]					
Aditya Birla Sun Life Cash Plus -DDR	805,494	-	80,768,621	-	
Franklin India Ultra Short Bond Fund-SIP-DDR	941,561	-	9,488,863	-	
ICICI Prudential Flexible Income Plan-Daily Dividend Reinvestment	-	1,887,968	-	199,625,766	
ICICI Prudential Savings Fund - Daily Dividend Reinvestment	-	1,014,163	-	102,862,505	
UTI Short Term Income Fund-Institutional Plan - Growth	13,007,280	13,007,280	274,743,677	259,345,659	
UTI Treasury Advantage Fund -Instt.-Plan-Daily Dividend Reinvestment	95,909	102,368	96,131,737	102,615,809	
<b>Total</b>			<u>461,132,898</u>	<u>664,449,739</u>	
Aggregate amount of quoted investments			-	-	
Aggregate amount of unquoted investments			461,132,898	664,449,739	
Aggregate amount of adjustments to impairment in value of investments			-	-	



**CONSOLIDATED FINANCIAL STATEMENTS**

**CONSOLIDATED NOTES TO THE FINANCIAL STATEMENTS for the year ended 31st March, 2018**

**6. LOANS**

Particulars	Amount in ₹	
	As at 31.03.2018	As at 31.03.2017
<b>Current</b>		
Loan to other parties	84,770	84,770
	<u>84,770</u>	<u>84,770</u>
Other loans and advances		
Advance for acquisition of shares from shareholders of Regency Convention Centre & Hotels Ltd. (refer note 40 )	33,448,275	33,448,275
Inter corporate deposit	-	-
Employee advance	194,468	403,903
	<u>33,642,743</u>	<u>33,852,178</u>

**7. OTHER FINANCIAL ASSETS**

Particulars	Amount in ₹	
	As at 31.03.2018	As at 31.03.2017
<b>Non - current</b>		
Security deposits with Government Department	13,302,290	13,746,330
Other Deposits	14,975,055	14,204,925
Fixed Deposits with Banks with maturity more than 12 months	8,505,773	8,890,773
	<u>36,783,118</u>	<u>36,842,028</u>
<b>Current</b>		
Interest accrued but not due	12,056,423	12,166,013
Interest accrued and due	708,859	735,402
	<u>12,765,282</u>	<u>12,901,415</u>

**8. INCOME TAX ASSETS (net)**

Particulars	Amount in ₹	
	As at 31.03.2018	As at 31.03.2017
<b>Non-current</b>		
Income tax assets	527,465,789	444,124,793
Less: Provision for taxes	397,329,275	328,416,649
	<u>130,136,514</u>	<u>115,708,144</u>
<b>Current</b>		
Income tax assets	11,684,673	6,046,770
Less: Provision for taxes	352,234	852,234
	<u>11,332,439</u>	<u>5,194,536</u>

**9. OTHER ASSETS**

Particulars	Amount in ₹	
	As at 31.03.2018	As at 31.03.2017
<b>Non-current</b>		
Capital advance	250,000	274,879
Deposits with High Court	151,200,000	-
Balances with Statutory Authorities	701,814	-
Stamp duty recoverable from Odisha Govt.	-	-
	<u>152,151,814</u>	<u>274,879</u>
<b>Current</b>		
Advance to suppliers	18,076,688	15,027,030
Prepaid expenses	29,806,297	18,648,921
Balance with statutory authorities	21,107,254	20,645,666
Other Receivables	2,848,212	1,020,000
	<u>71,838,451</u>	<u>55,341,617</u>

**CONSOLIDATED FINANCIAL STATEMENTS**

**CONSOLIDATED NOTES TO THE FINANCIAL STATEMENTS for the year ended 31st March, 2018**

**10. INVENTORIES**

Particulars	Amount in ₹	
	As at 31.03.2018	As at 31.03.2017
<b>Current</b>		
(valued at cost or net realisable value whichever is lower)		
Food, Liquor & Tobacco	32,626,840	31,341,932
General Stores and Spares	10,729,708	3,195,982
	<u>43,356,548</u>	<u>34,537,914</u>

**11. TRADE RECEIVABLES**

Particulars	Amount in ₹	
	As at 31.03.2018	As at 31.03.2017
<b>Current</b>		
Other trade receivables		
- Unsecured, considered good	150,874,203	112,679,235
- Doubtful	1,716,265	1,618,231
	<u>152,590,468</u>	<u>114,297,466</u>
Less: allowance for bad & doubtful debts	98,034	1,618,231
	<u>152,492,434</u>	<u>112,679,235</u>
	152,492,434	112,679,235

**12. CASH & CASH EQUIVALENTS**

Particulars	Amount in ₹	
	As at 31.03.2018	As at 31.03.2017
<b>Current</b>		
Balance with banks		
In current accounts	184,023,797	36,732,709
In fixed deposit accounts*	20,000,000	20,000,000
In unpaid dividend accounts**	4,505,855	4,414,916
In margin money deposit***	385,000	-
Cash on hand	2,220,345	2,445,880
Cheques on hand	-	342,646
	<u>211,134,997</u>	<u>63,936,151</u>

\* The Company maintains an overdraft account and has given revolving letter of credit to West Bengal State Electricity Distribution Company Limited secured against fixed deposits.

\*\*Transfer of unclaimed dividend and shares to the IEPF

Pursuant to the provisions of Section 124 & 125 of the Companies Act, 2013 read with the Investor Education and Protection Fund (IEPF) Authority (Accounting, Audit, Transfer and Refund) Rules, 2016 (the Rules), ₹ 4,09,623/- and 73,623 shares have been transferred to the IEPF for the dividend declared in the financial year ended 2009-10 and the respective shares whose dividend remained unpaid or unclaimed for seven consecutive years. Further, ₹ 12,390/- and its respective 4,130 shares being restrained shares could not be transferred to the IEPF pursuant to Rule 6(3)(b) of the Rules, the due date of transfer of which was November 4, 2017.

\*\*\*Cash and cash equivalents as of March 31, 2018 include restricted cash and bank balances of ₹ 3,85,000/-

**CONSOLIDATED FINANCIAL STATEMENTS**

**CONSOLIDATED NOTES TO THE FINANCIAL STATEMENTS for the year ended 31st March, 2018**

**13. SHARE CAPITAL**

Particulars	Amount in ₹	
	As at 31.03.2018	As at 31.03.2017
Authorised Shares		
90,000,000 Equity shares of ₹ 10/- each	900,000,000	900,000,000
1,000,000 Preference shares of ₹ 10/- each	10,000,000	10,000,000
Issued, subscribed & paid up		
11,527,797 (previous year: 11,527,797) Equity Shares of ₹ 10/- each	115,277,970	115,277,970
<b>Total</b>	<b>115,277,970</b>	<b>115,277,970</b>
<b>Reconciliation of the shares outstanding at the beginning and at the end of the reporting year</b>		
Equity Shares		
At the beginning of the year	11,527,797	11,440,585
Issued during the year	-	3,214,284
Cancelled during the year	-	(3,127,072)
At the end of the year	11,527,797	11,527,797

**Terms/rights attached to Equity Shares**

The Company has only one class of equity shares having a par value of Rs 10 per share. Each holder of equity shares is entitled to one vote per share.

In the event of liquidation of the Company, the holders of equity shares will be entitled to receive remaining assets of the Company, after distribution of all preferential amounts. The distribution will be in proportion to the number of equity shares held by the shareholders.

**Details of shareholders Holding more than 5% shares in the Company**

Equity shares	As at	As at	As at	As at
	31.03.2018	31.03.2017	31.03.2018	31.03.2017
	% of Holding	% of Holding	No. of Shares	No. of Shares
Saraf Industries Limited	31.49%	31.49%	3,630,630	3,630,630
Radhe Shyam Saraf	28.49%	28.49%	3,284,680	3,284,680
Axis Bank Limited	5.42%	5.42%	624,487	624,487
Ratna Saraf	5.36%	5.36%	617,347	617,347

**14. OTHER EQUITY**

Particulars	Amount in ₹	
	As at 31.03.2018	As at 31.03.2017
Capital reserve	417,998,203	417,998,203
Capital redemption reserve	2,000,000	2,000,000
Securities premium reserve	-	-
General reserve	5,630,532,555	5,615,532,555
Retained earnings	1,478,560,587	1,578,619,795
FVTOCI reserve	41,803,652	20,773,102
Non controlling interest	252,693	317,123
	<b>7,571,147,690</b>	<b>7,635,240,778</b>

**15. BORROWINGS**

Particulars	Amount in ₹	
	As at 31.03.2018	As at 31.03.2017
<b>Non-current</b>		
Loan from HDFC Limited	1,325,100,000	1,398,600,000
Less: Repayable within one year	95,550,000	73,500,000
	<b>1,229,550,000</b>	<b>1,325,100,000</b>

**CONSOLIDATED FINANCIAL STATEMENTS**

**CONSOLIDATED NOTES TO THE FINANCIAL STATEMENTS for the year ended 31st March, 2018**

**15.1 Security Clause**

The above term loan is secured by pari passu first charge by way of hypothecation of entire movable properties both present and future and equitable mortgage by way of deposit of title deeds of immovable properties together with buildings & structures, plant & equipment, furniture & fittings installed/to be installed thereon situated at 365 Anna Salai, Teynampet, Chennai in the state of Tamilnadu with IDBI Bank Ltd. Above securities are ranking pari passu for the Bank Guarantee facility availed by the company and further, secured by way of second charge on all book debts, operating cash flows, revenues, commission and receivables both present and future, having first charge of IDBI Bank Ltd for Cash Credit facility granted to the Company. The Cash credit facility from IDBI Bank Ltd, BG facility from IDBI Bank Ltd and Term Loan from HDFC Ltd are further secured by corporate guarantee of Asian Hotels (East) Limited, Kolkata.

**Terms of Repayment**

The loan is repayable in 42 Quarterly Instalments being:

- 2 Quarterly instalments of Rs. 93,00,000 each commenced from 31st March, 2015 and ended on 30th June, 2015,
- 4 Quarterly instalments of Rs. 94,50,000 each commenced from 30th September, 2015 and ended on 30th June, 2016,
- 4 Quarterly instalments of Rs. 1,50,00,000 each commenced from 30th September, 2016 and ended on 30th June, 2017,
- 4 Quarterly instalments of Rs. 1,95,00,000 each commenced from 30th September, 2017 and ending on 30th June, 2018,
- 4 Quarterly instalments of Rs. 2,53,50,000 each commencing from 30th September, 2018 and ending on 30th June, 2019,
- 4 Quarterly instalments of Rs. 3,09,00,000 each commencing from 30th September, 2019 and ending on 30th June, 2020,
- 4 Quarterly instalments of Rs. 3,75,00,000 each commencing from 30th September, 2020 and ending on 30th June, 2021,
- 4 Quarterly instalments of Rs. 4,50,00,000 each commencing from 30th September, 2021 and ending on 30th June, 2022 and 12 Quarterly instalments of Rs. 6,25,50,000 each commencing from 30th September, 2022 and ending on 30th June, 2025 as per Repayments Schedule letter dated 16th August, 2012

Particulars	Amount in ₹	
	As at 31.03.2018	As at 31.03.2017
Current		
Secured		
Cash Credit Account with IDBI Bank	45,877,706	40,449,886
Unsecured, repayable on demand		
Loan from other parties	4,615,784	4,615,784
	<u>50,493,490</u>	<u>45,065,670</u>

**15.2** The above facility is secured by first charge by way of hypothecation of entire stocks of raw materials, semi finished and finished goods, consumable stores and spare parts including book debts, bills whether documentary or clean, outstanding monies receivable, both present and future and second charge in favour of HDFC Limited for Term loan granted to the Company. The above facility is further secured by a pari passu charge by way of hypothecation of entire movable properties (fixed assets) including movable machineries, tools & accessories present and future and Equitable Mortgage on Immovable property situated at 365, Anna Salai, Chennai - 600018 with HDFC Ltd for the Term Loan facility and Corporate Guarantee of Asian Hotels (East) Limited.

**16. TRADE PAYABLES**

Particulars	Amount in ₹	
	As at 31.03.2018	As at 31.03.2017
<b>Current</b>		
Trade payables (refer note no 44 for details of dues of micro & small enterprises)	243,628,777	205,855,868
	<u>243,628,777</u>	<u>205,855,868</u>
<b>Classification as required by MSME Act</b>		
Total Outstanding dues of Micro Enterprises and Small Enterprises*	552,518	276,700
Total Outstanding dues of Creditors other than Micro Enterprises and Small Enterprises	243,076,259	205,579,168
Total Trade Payables	<u>243,628,777</u>	<u>205,855,868</u>

\* Details of dues to Micro Enterprises and Small Enterprises as defined under Micro, Small & Medium Enterprises Development Act, 2006 (MSME Act) are based on information made available to the Company. Neither was there any delay in payment nor is any interest due and remaining unpaid on the above.

**CONSOLIDATED FINANCIAL STATEMENTS**

**CONSOLIDATED NOTES TO THE FINANCIAL STATEMENTS for the year ended 31st March, 2018**

**17. OTHER FINANCIAL LIABILITIES**

Particulars	Amount in ₹	
	As at 31.03.2018	As at 31.03.2017
<b>Non-current</b>		
Security deposit	1,863,000	1,574,000
	<u>1,863,000</u>	<u>1,574,000</u>
<b>Current</b>		
Current maturities of long term debt	95,550,000	73,500,000
Salary payable	19,387,770	16,839,774
Contract Payroll Payable	9,491,365	11,970,201
Unpaid dividends	4,505,855	4,414,916
Expenses payable	80,749,201	55,563,707
Security deposit	60,000	60,000
Interest accrued and due on loan	265,335	56,343
Interest accrued and not due on loan	-	-
Other payables	61,976,240	105,972,741
	<u>271,985,766</u>	<u>268,377,681</u>

**18. PROVISIONS**

Particulars	Amount in ₹	
	As at 31.03.2018	As at 31.03.2017
<b>Non-current</b>		
Provision for gratuity (refer note 40)	16,417,065	19,541,981
Provision for leave benefits (refer note 40)	4,492,391	6,136,345
Provision for LTA	2,468,302	2,425,174
	<u>23,377,758</u>	<u>28,103,500</u>
<b>Current</b>		
Provision for gratuity (refer note 40)	6,539,902	2,317,301
Provision for leave benefits (refer note 40)	1,298,985	843,665
	<u>7,838,887</u>	<u>3,160,966</u>

**19. DEFERRED TAX LIABILITIES**

Particulars	Amount in ₹	
	As at 31.03.2018	As at 31.03.2017
<b>Non-current</b>		
Deferred tax liabilities		
On fiscal allowances of fixed assets	147,984,304	174,283,094
On Fair value gain on current investments	4,341,476	-
	<u>152,325,780</u>	<u>174,283,094</u>
<b>Deferred tax assets</b>		
On Employees' separation and retirement etc.	9,097,834	10,668,204
On Provision for doubtful debts / advances	28,547	560,037
On Provision for VAT	10,767,351	-
MAT credit entitlement	59,913,437	61,239,183
Other timing differences	-	-
	<u>79,807,169</u>	<u>72,467,424</u>
	<u>72,518,611</u>	<u>101,815,670</u>

**CONSOLIDATED FINANCIAL STATEMENTS**

**CONSOLIDATED NOTES TO THE FINANCIAL STATEMENTS for the year ended 31st March, 2018**

**20. OTHER CURRENT LIABILITIES**

Particulars	Amount in ₹	
	As at 31.03.2018	As at 31.03.2017
<b>Current</b>		
Advance from customers	51,389,738	35,022,297
Statutory dues	83,033,161	22,547,153
Other payables	15,543,747	19,544,519
Stale cheque liabilities	-	-
	149,966,646	77,113,969

**21. REVENUE FROM OPERATIONS**

Particulars	Amount in ₹	
	Year Ended 31st March, 2018	Year Ended 31st March, 2017
<b>Sale of products</b>		
Beverages, wines and liquor	121,574,274	142,817,312
Food and smokes	719,382,435	745,958,952
	840,956,709	888,776,264
<b>Sale of services</b>		
Rooms	867,133,489	834,481,142
Banquet income (only rental portion)	59,567,664	68,991,200
Health & spa	35,707,323	37,348,451
Laundry & dry cleaning	21,617,099	20,040,698
Auto rental	22,172,292	33,727,870
Communication	1,987,938	2,677,836
Equipment revenue	2,041,983	4,024,893
Service charge	10,212,473	26,055,016
Other operating revenue	34,832,650	36,006,996
	1,055,272,911	1,063,354,102
	1,896,229,620	1,952,130,366

**22. OTHER INCOME**

Particulars	Amount in ₹	
	Year Ended 31st March, 2018	Year Ended 31st March, 2017
Interest income from non-current investments	12,345,000	12,345,000
Interest income from term deposit	717,238	1,197,148
Interest income - others	1,950,634	9,250,743
Dividend on current investment	17,290,167	11,542,125
Net gain on sale of current investments	-	24,142,469
Net gain on foreign currency translation	331,673	4,544,564
Fair value gain on current investments	14,908,913	29,916,633
Fair value gain on non-current investments	-	6,988,887
Profit on sale of fixed assets	12,593	-
Insurance claim received	-	2,764,035
Excess provision written back	6,808,688	1,214,360
Miscellaneous income	3,059,896	2,468,211
	57,424,802	106,374,175

**CONSOLIDATED FINANCIAL STATEMENTS**

**CONSOLIDATED NOTES TO THE FINANCIAL STATEMENTS for the year ended 31st March, 2018**

**23. CONSUMPTION OF PROVISIONS, BEVERAGES, SMOKES & OTHERS**

Particulars	Amount in ₹	
	Year Ended 31st March, 2018	Year Ended 31st March, 2017
Opening Stock	32,053,762	21,573,925
Add : Purchases	241,559,375	264,330,231
	273,613,137	285,904,156
Less : Closing Stock	32,626,840	32,053,762
	240,986,297	253,850,394

**24. EMPLOYEE BENEFIT EXPENSES**

Particulars	Amount in ₹	
	Year Ended 31st March, 2018	Year Ended 31st March, 2017
Salaries, wages & bonus	290,469,781	303,801,457
Contribution to provident & other funds	22,220,417	21,950,079
Staff welfare expenses	36,606,697	43,916,987
Recruitment & training	2,703,965	5,796,290
	352,000,860	375,464,813

**25. FINANCE COST**

Particulars	Amount in ₹	
	Year Ended 31st March, 2018	Year Ended 31st March, 2017
Interest on term loan	154,003,741	176,649,294
Interest on cash credit	3,669,349	4,423,876
Interest on loan against securities	-	1,685,348
Interest on bank overdraft	-	64,257
Interest on inter-corporate deposit	-	3,255,616
Interest on unsecured loan	-	-
Interest on others	4,509	6,239
Other borrowing costs	4,598,324	3,662,205
Interest on late payment of TDS	-	102
	162,275,923	189,746,937

**26. OTHER EXPENSES**

Particulars	Amount in ₹	
	Year Ended 31st March, 2018	Year Ended 31st March, 2017
Contract labour and service	110,599,684	116,523,410
Room, catering & other supplies	73,671,606	60,567,895
Linen & operating equipments consumption	22,154,634	23,726,477
Fuel, power & light	201,762,288	197,168,625
Repairs, maintenance & refurbishing	106,328,605	114,495,889
Satellite & television charges	394,153	459,976
Rent	19,004,549	20,572,025
Rates & taxes	82,061,980	38,659,190
Insurance	5,705,429	6,116,979
Directors' sitting fees	1,154,000	1,487,000
Legal & professional expenses	19,527,010	17,286,418
Payment to auditors	1,388,850	1,841,638
Printing & stationery	5,133,137	4,730,495
Guest transportation	22,543,657	23,773,829
Travelling & conveyance	19,976,564	16,994,743
Communication expenses	8,311,868	7,839,267
Technical services	64,550,898	63,361,274
Infosystems	1,005,428	-
Advertisement & publicity	55,520,584	74,296,824
Commission & brokerage	65,733,369	70,506,035
CSR expenditure	2,658,800	3,200,000
Charity & donation	61,000	286,000
Bank charges and commission	346,243	616,689
Filing fees	48,993	4,566,776
Equipment hiring charges	5,860,600	3,835,447
Provision for bad & doubtful debts	-	1,199,223
Net loss on foreign exchange	1,757,715	674,668
Loss on sale of fixed assets	359,413	8,298,012
Assets written off	1,823,989	-
Prior Period Items	9,102,964	-
Miscellaneous expenses	8,305,060	8,801,847
	916,853,070	891,886,651

**CONSOLIDATED FINANCIAL STATEMENTS**

**CONSOLIDATED NOTES TO THE FINANCIAL STATEMENTS for the year ended 31st March, 2018**

**27. EARNINGS PER SHARE (BASIC & DILUTED)**

Particulars	Amount in ₹	
	Year Ended 31st March, 2018	Year Ended 31st March, 2017
(i) Profit available for Equity Shareholders	<b>(57,310,037)</b>	(34,965,255)
(ii) Weighted average number of Equity Shares @ Rs 10 each	<b>11,527,797</b>	11,489,806
(iii) Earnings/(Loss) per share (₹)	<b>(4.97)</b>	(3.04)

**28. FINANCIAL INSTRUMENTS**

**Financial instruments by category**

The carrying value and fair value of financial instruments by categories as on March 31, 2018 are as follows:

Particulars	Amount in ₹				
	Amortised Cost	Fair Value through PL	Fair Value through OCI	Total Carrying Value	Total Fair Value
<b>Assets:</b>					
Investments					
In Equity Shares	-	30,767,880	137,560,088	168,327,968	168,327,968
In Tax free bonds	150,000,000	-	-	150,000,000	150,000,000
In Mutual Funds	-	461,132,898	-	461,132,898	461,132,898
In Government Securities	10,000	-	-	10,000	10,000
Loans	33,727,513	-	-	33,727,513	33,727,513
Cash & cash equivalents	211,134,997	-	-	211,134,997	211,134,997
Trade receivables	152,492,434	-	-	152,492,434	152,492,434
Other financial assets	49,548,400	-	-	49,548,400	49,548,400
<b>Total</b>	<b>596,913,344</b>	<b>491,900,778</b>	<b>137,560,088</b>	<b>1,226,374,210</b>	<b>1,226,374,210</b>
<b>Liabilities:</b>					
Borrowings	1,280,043,490	-	-	1,280,043,490	1,280,043,490
Trade payables	243,628,777	-	-	243,628,777	243,628,777
Other financial liabilities	273,848,766	-	-	273,848,766	273,848,766
<b>Total</b>	<b>1,797,521,033</b>	-	-	<b>1,797,521,033</b>	<b>1,797,521,033</b>

The carrying value and fair value of financial instruments by categories as on March 31, 2017 are as follows:

Particulars	Amount in ₹				
	Amortised Cost	Fair Value through PL	Fair Value through OCI	Total Carrying Value	Total Fair Value
<b>Assets:</b>					
Investments					
In Equity Shares	-	41,360,844	104,051,579	145,412,423	145,412,423
In Tax free bonds	150,000,000	-	-	150,000,000	150,000,000
In Mutual Funds	-	664,449,739	664,449,739	664,449,739	664,449,739
In Government Securities	34,000	-	-	34,000	34,000
Loans	33,936,948	-	-	33,936,948	33,936,948
Cash & cash equivalents	63,936,151	-	-	63,936,151	63,936,151
Trade receivables	112,679,235	-	-	112,679,235	112,679,235
Other financial assets	49,743,443	-	-	49,743,443	49,743,443
<b>Total</b>	<b>410,329,777</b>	<b>705,810,583</b>	<b>104,051,579</b>	<b>1,220,191,939</b>	<b>1,220,191,939</b>
<b>Liabilities:</b>					
Borrowings	1,370,165,670	-	-	1,370,165,670	1,370,165,670
Trade payables	205,855,868	-	-	205,855,868	205,855,868
Other financial liabilities	269,951,681	-	-	269,951,681	269,951,681
<b>Total</b>	<b>1,845,973,219</b>	-	-	<b>1,845,973,219</b>	<b>1,845,973,219</b>



**CONSOLIDATED FINANCIAL STATEMENTS**

**CONSOLIDATED NOTES TO THE FINANCIAL STATEMENTS for the year ended 31st March, 2018**

**Fair value hierarchy**

This section explains the estimates and judgements made in determining the fair values of Financial Instruments that are measured at fair value and amortised cost and for which fair values are disclosed in financial statements. To provide an indication about reliability of the inputs used in determining the fair values, the company has classified its financial instruments into the three levels prescribed under accounting standards. An explanation of each level follows underneath the table:

Level 1 : includes financial Instrument measured using quoted prices (unadjusted) in active markets for identical assets and liabilities that the entity can access at the measurement date.

Level 2 : Includes financial Instruments which are not traded in active market but for which all significant inputs required to fair value the instrument are observable. The fair value is calculated using the valuation technique which maximises the use of observable market data.

Level 3: Includes those instruments for which one or more significant input are not based on observable market data.

The following table presents fair value hierarchy of assets and liabilities measured at fair value as of March 31, 2018:

Particulars	Fair Value	Fair value measurement using		
		Level 1	Level 2	Level 3
<b>Assets:</b>				
Investments				
In Equity Shares	168,327,968	137,560,088	30,767,880	-
In Tax free bonds	150,000,000	-	150,000,000	-
In Mutual Funds	461,132,898	461,132,898	-	-
In Government Securities	10,000	-	10,000	-
Loans	33,727,513	-	-	33,727,513
Cash & cash equivalents	211,134,997	-	-	211,134,997
Trade receivables	152,492,434	-	-	152,492,434
Other financial assets	49,548,400	-	-	49,548,400
<b>Total</b>	<b>1,226,374,210</b>	<b>598,692,986</b>	<b>180,777,880</b>	<b>446,903,344</b>
<b>Liabilities:</b>				
Borrowings	1,280,043,490	-	-	1,280,043,490
Trade payables	243,628,777	-	-	243,628,777
Other financial liabilities	273,848,766	-	-	273,848,766
<b>Total</b>	<b>1,797,521,033</b>	<b>-</b>	<b>-</b>	<b>1,797,521,033</b>

The following table presents fair value hierarchy of assets and liabilities measured at fair value as of March 31, 2017:

Particulars	Fair Value	Fair value measurement using		
		Level 1	Level 2	Level 3
<b>Assets:</b>				
Investments				
In Equity Shares	145,412,423	-	145,412,423	-
In Tax free bonds	150,000,000	-	150,000,000	-
In Mutual Funds	664,449,739	664,449,739	-	-
In Government Securities	34,000	-	-	34,000
Loans	33,936,948	-	-	33,936,948
Cash & cash equivalents	63,936,151	-	-	63,936,151
Trade receivables	112,679,235	-	-	112,679,235
Other financial assets	49,743,443	-	-	49,743,443
<b>Total</b>	<b>1,220,191,939</b>	<b>664,449,739</b>	<b>295,412,423</b>	<b>260,329,777</b>
<b>Liabilities:</b>				
Borrowings	1,370,165,670	-	-	1,370,165,670
Trade payables	205,855,868	-	-	205,855,868
Other financial liabilities	269,951,681	-	-	269,951,681
<b>Total</b>	<b>1,845,973,219</b>	<b>-</b>	<b>-</b>	<b>1,845,973,219</b>

The carrying amount of cash and cash equivalents, trade receivables, loans, other financial assets, trade payables and other financial liabilities are considered to be the same as their fair value due to their short term nature and are close approximation of fair value.

**CONSOLIDATED FINANCIAL STATEMENTS**

**CONSOLIDATED NOTES TO THE FINANCIAL STATEMENTS for the year ended 31st March, 2018**

**29. FINANCIAL RISK MANAGEMENT**

**Financial risk factors**

The Company's activities expose it to a variety of financial risks : market risk, liquidity risk and credit risk.

**Market risk**

The primary market risk to the Company is foreign exchange risk. The Company is exposed to foreign exchange risk through its purchases from overseas suppliers and payment for services availed in various foreign currencies. The Company pays off its foreign exchange exposure within a short period of time, thereby mitigates the risk of material changes in exchange rate on foreign currency exposure.

The following table analyses foreign currency risk from financial instruments as of 31st March 2018 and 31st March 2017.

Particulars	Amount in ₹	
	31st March 2018	31st March 2017
Trade payables (USD Converted to INR)	121,140,434	145,282,357

For the year ended 31st March 2018 and 31st March 2017, the effect of every percentage point depreciation/appreciation in the exchange rate between the Indian rupee and U.S.dollar on profit before tax is as under;

	Change in USD rate	Effect on profit before tax	
		31st March 2018	31st March 2017
Appreciation in exchange rate	1%	-1,211,404	-1,452,824
Depreciation on exchange rate	-1%	1,211,404	1,452,824

**Liquidity risk**

Liquidity risk is the risk that the Company will encounter difficulty in meeting its obligations associated with its financial liabilities.

The Company's principle source of liquidity are cash and cash equivalent, cash flows from operations and investment in mutual funds. The Company believes that working capital is sufficient to meet its current requirements. Accordingly, no liquidity risk is perceived.

The table below provides details regarding the contractual maturities of financial liabilities as of March 31, 2018:

Particulars	Amount in ₹				
	Less than 1 year	1-2 years	2-5 years	More than 5 years	Total
Borrowings	50,493,490	1,229,550,000	-	-	1,280,043,490
Trade payables	243,628,777	-	-	-	243,628,777
Other financial liabilities	271,985,766	1,863,000	-	-	273,848,766

The table below provides details regarding the contractual maturities of financial liabilities as of March 31, 2017:

Particulars	Amount in ₹				
	Less than 1 year	1-2 years	2-5 years	More than 5 years	Total
Borrowings	45,065,670	1,325,100,000	-	-	1,370,165,670
Trade payables	205,855,868	-	-	-	205,855,868
Other financial liabilities	268,377,681	1,574,000	-	-	269,951,681

**Credit Risk**

Credit risk is the risk that counter party will not meet its obligation under a financial instrument leading to a financial loss. The company is exposed to credit risk from investments, trade receivables, cash and cash equivalents, loans and other financial assets. The Company's credit risk is minimised as the Company's financial assets are carefully allocated to counter parties reflecting the credit worthiness.

The maximum exposure of financial asset to credit risk are as follows :

Particulars	Amount in ₹	
	31st March, 2018	31st March, 2017
Investments	779,470,866	959,896,162
Trade receivables	152,492,434	112,679,235
Cash & cash equivalents	211,134,997	63,936,151
Loans	33,727,513	33,936,948
Other financial assets	49,548,400	49,743,443

Credit risk on cash and cash equivalent is limited as the Company generally invest in deposits with nationalised banks. Investments primarily include investments in liquid mutual fund units, fixed maturity plans, short term fund, quoted bonds and equity shares.

**CONSOLIDATED FINANCIAL STATEMENTS**

**CONSOLIDATED NOTES TO THE FINANCIAL STATEMENTS for the year ended 31st March, 2018**

**30. CAPITAL MANAGEMENT**

For the purpose of managing capital, Capital includes issued equity share capital and reserves attributable to the equity holders.

The objective of the company's capital management are to:

- Safeguard their ability to continue as going concern so that they can continue to provide benefits to their shareholders.
- Maximisation the wealth of the shareholder.
- Maintain optimum capital structure to reduce the cost of the capital.

The Company manages its capital structure and makes adjustments in light of changes in economic conditions and requirement of financial covenants. In order to maintain or adjust the capital structure, the Company may adjust the dividend payment to shareholders, return capital to shareholders or issue new shares. The company monitors capital using a gearing ratio, which is net debt divided by total capital plus net debt. The Company includes within net debt, loans and borrowings, less cash and cash equivalents.

Gearing Ratio is as follows :

Particulars	Amount in ₹	
	31st March, 2018	31st March, 2017
Net debt	1,280,043,490	1,379,729,519
Total net debt and equity	8,966,216,457	9,129,931,144
Gearing Ratio	14.28%	15.11%

In order to achieve this overall objective, the Company's capital management, amongst other things, aims to ensure that it meets financial covenants attached to the loans and borrowings that define capital structure requirements. There have been no breaches in the financial covenants of any loans and borrowing in the current period.

No changes were made in the objectives, policies or processes for managing capital during the years ended 31 March 2018 and 31 March 2017.

**31. C.I.F. Value of Imports :**

Particulars	Amount in ₹	
	31st March, 2018	31st March, 2017
Stores & Spares	1,009,588	2,005,451
Capital Goods	4,620,447	9,524,104
Beverages –through canalizing agencies	22,327,634	16,487,015
<b>Total</b>	<b>27,957,669</b>	<b>28,016,570</b>

**32. Expenditure in Foreign Currency (on payment basis)**

Particulars	Amount in ₹	
	31st March, 2018	31st March, 2017
Commission & Brokerage	38,266,913	29,903,872
Management Fees	26,672,879	54,854,347
Technical Services	27,653,088	47,253,378
Advertisement & Publicity	12,206,041	14,248,222
Repairs & Maintenance	9,528,294	8,255,344
Recruitment & Training	535,028	2,987,661
Others	3,806,377	10,119,005
<b>Total</b>	<b>118,668,620</b>	<b>167,621,829</b>

**33. Earnings in Foreign Currency (on receipt basis)**

Particulars	Amount in ₹	
	31st March, 2018	31st March, 2017
Earnings	459,540,811	620,383,053

**34. The Company has paid dividend in respect of shares held by Non-Residents. The total amount remitted in this respect is given herein below:-**

Particulars	Amount in ₹	
	31st March, 2018	31st March, 2017
Number of non resident shareholders	513	526
Number of equity shares held by non resident shareholders	7,742,183	4,576,962
Amount of dividend paid	15,484,366	9,153,924
Year to which dividend relates	2016-2017	2015-16

**35.** As the Company is engaged in only one segment of Hotel Business, the disclosure requirements of Accounting Standard (Ind AS-108) on "Operating Segment" are not applicable. Further the Company operates only in India; hence additional information under geographical segments is also not

**CONSOLIDATED FINANCIAL STATEMENTS**

**CONSOLIDATED NOTES TO THE FINANCIAL STATEMENTS for the year ended 31st March, 2018**

applicable. The Joint Managing Director of the company has been identified as The Chief Operating Decision Maker (CODM). The Chief Operating Decision Maker also monitors the operating results as one single segment for the purpose of making decisions about resource allocation and performance assessment and hence, there are no additional disclosures to be provided other than those already provided in the financial statements. No Customer individually accounted for more than 10% of the revenue in the year ended March 31, 2018 and March 31, 2017.

- 36.** Estimated amount of Capital Contracts pending to be executed (net of advances – ₹ 21,15,900 (previous year – ₹ NIL)) included in capital work in progress under the head fixed assets – ₹ NIL (Previous Year – 362,152/-).
- 37.** In the opinion of the Board, all the assets of the Company have a value on realization in ordinary course of business at least equal to the amount at which they are stated. Therefore, the Company has not recognised any loss on impairment in respect of any of the assets of the Company. In respect of subsidiaries, such decision is based on the audited accounts of the subsidiaries.
- 38.** As on date, the Company holds 91,652 Equity shares of ₹ 10 each of its subsidiaries, Regency Convention Centre and Hotels Limited (RCC), representing 58.99% of the paid up capital of RCC. Apart from the above, the Company had also made an advance of ₹ 33,448,275 for acquiring further shares of RCC from their existing shareholders and paid advances to RCC amounting to ₹ 1,44,00,474 up to the Balance Sheet date which has been disclosed as current loans and advances.

Principal assets of Regency Convention Centre and Hotels Limited (RCC) comprise of an interest in a piece of land near CSI Airport at Mumbai. The RCC has filed Suit No. 6846 of 1999 in the High Court of Judicature at Bombay against the Airports Authority of India (AAI) & Ors. for specific performance of the agreement to lease 31,000 sq.mtrs. of land at village-Sahar, Andheri (East), Mumbai in its favour for construction of a five star hotel cum convention centre. The recording of evidence of the RCC's witness and the Defendants Nos. 2 to 16 have already been concluded and closed. The suit is pending of recoding of evidence of Defendant No. 1 i.e., AAI and for final arguments. Parties have asked the Court to expedite the matter. Further, the RCC continues to engage in the dialogues with the parties concerned to amicably settle the disputes and exploring all available options. Considering the nature of dispute & involvement of all parties concerned, the settlement is a complex & difficult one, however, the RCC is hopeful of a positive outcome of its efforts.

**39. Statutory Group Information**

Amount in ₹

Name of the entity in the group	Net Assets, i.e., total assets minus total liabilities		Share in profit and loss		Share in other comprehensive income		Share in total comprehensive income	
	As % of consolidated net assets	₹	As % of consolidated profit and loss	₹	As % of consolidated other comprehensive income	₹	As % of consolidated total comprehensive income	₹
<b>Parent</b>								
<b>Asian Hotels (East) Limited</b>								
Balance as at 31st March 2018	117.36%	9,020,482,529	-256.96%	147,429,416	104.10%	21,893,350	-465.89%	169,322,766
Balance as at 31st March 2017	114.64%	8,885,334,809	-369.93%	129,578,048	101.34%	22,790,658	-1215.27%	152,368,706
<b>Subsidiaries</b>								
<b>GJS Hotels Limited</b>								
Balance as at 31st March 2018	19.81%	1,522,727,628	-130.41%	74,824,563	-	-	-205.88%	74,824,563
Balance as at 31st March 2017	18.68%	1,447,903,065	-655.77%	229,700,519	-	-	-1832.05%	229,700,519
<b>Robust Hotels Private Limited</b>								
Balance as at 31st March 2018	38.28%	2,942,455,859	487.10%	-279,471,337	-4.10%	-862,800	771.34%	-280,334,137
Balance as at 31st March 2017	41.58%	3,222,789,996	1125.27%	-394,154,424	-1.34%	-301,141	3146.11%	-394,455,565
<b>Regency Convention Centre &amp; Hotels Limited</b>								
Balance as at 31st March 2018	0.00%	363,649	0.16%	-92,679	-	-	0.26%	-92,679
Balance as at 31st March 2017	0.01%	456,328	0.26%	-89,396	-	-	0.71%	-89,396
<b>Non-controlling interest in subsidiary</b>								
Balance as at 31st March 2018	0.00%	252,693	0.11%	-64,430	-	-	0.18%	-64,430
Balance as at 31st March 2017	0.00%	317,123	0.18%	-62,149	-	-	0.50%	-62,149
<b>Elimination</b>								
Balance as at 31st March 2018	-75.46%	-5,799,856,699	-	1	-	0	-	1
Balance as at 31st March 2017	-74.91%	-5,806,282,573	-	-	-	-	-	-
<b>Total</b>								
Balance as at 31st March 2018	100.00%	7,686,425,660	100.00%	-57,374,467	100.00%	21,030,550	100.00%	-36,343,917
Balance as at 31st March 2017	100.00%	7,750,518,748	100.00%	-35,027,404	100.00%	22,489,517	100.00%	-12,537,887

**CONSOLIDATED FINANCIAL STATEMENTS**

**CONSOLIDATED NOTES TO THE FINANCIAL STATEMENTS for the year ended 31st March, 2018**

**40. Gratuity and other post-employment benefit plans**

The Company has classified the various benefits provided to employees as under:-

a) Defined contribution plans

i. Provident fund

Contribution to Defined Contribution Plans, recognized as expense for the year is as under:-

Particulars	31st March 2018	31st March 2017
Employer's Contribution to Provident Fund	6,351,524	5,760,525
Employer's Contribution to Pension Scheme	3,412,455	3,243,013

b) Defined benefit plans

i. Contribution to Gratuity fund

ii. Compensated absences Earned leave

In accordance with Indian Accounting Standard 19, Employee Benefits, actuarial valuation was done in respect of the aforesaid defined plans based on the following assumptions: -

**Economic Assumptions**

The discount rate and salary increases assumed are key financial assumptions and should be considered together; it is the difference or 'gap' between these rates which is more important than the individual rates in isolation.

**Discount Rate**

The discounting rate is based on the gross redemption yield on medium to long-term risk free investments. For the current valuation a discount rate of 7.80 % p.a. compound, has been used.

**Salary Escalation Rate**

The salary escalation rate usually consists of at least three components, viz. Regular increments, price inflation and promotional increases. In addition to this any commitments by the management regarding future salary increases and the Company's philosophy towards employee remuneration are also to be taken into account. Again a long-term view as to the trend in salary increase rates has to be taken rather than be guided by the escalation rates experienced in the immediate past, if they have been influenced by unusual factors.

**i. Change in Benefit Obligations:**

Particulars	Gratuity (Unfunded)		Compensated absences Earned leave (unfunded)	
	31st March 2018	31st March 2017	31st March 2018	31st March 2017
Present value of obligations as at the beginning of the year	2,18,59,282	20,342,421	69,80,010	5,682,049
Current service cost	29,93,170	4,079,144	18,72,889	3,381,261
Interest cost	15,20,873	1,495,931	4,20,738	367,643
Benefit Paid	-53,19,799	(4,384,041)	-37,41,044	(3,522,867)
Actuarial (gain)/ loss on obligation	19,03,441	325,827	2,58,783	1,071,924
<b>Present value of obligations as at the year end</b>	<b>2,29,56,967</b>	<b>21,859,282</b>	<b>57,91,376</b>	<b>6,980,010</b>
Current liability	65,39,902	2,317,301	12,98,985	843,665
<b>Total</b>	<b>2,29,56,967</b>	<b>21,859,282</b>	<b>57,91,376</b>	<b>6,980,010</b>

**ii. Expenses recognized in the Statement of Profit and Loss:**

Particulars	Gratuity (Unfunded)		Compensated absences Earned leave (unfunded)	
	31st March 2018	31st March 2017	31st March 2018	31st March 2017
Current Service Cost	29,93,170	4,079,144	18,72,889	3,381,261
Interest Cost	15,20,873	1,495,931	4,20,738	367,643
Actuarial (Gain) / loss recognized during the year	-	-	258,783	187,871
Expenses recognised in Statement of Profit and Loss	45,14,043	5,575,075	25,52,410	3,936,775

**CONSOLIDATED FINANCIAL STATEMENTS**

**CONSOLIDATED NOTES TO THE FINANCIAL STATEMENTS for the year ended 31st March, 2018**

**iii. Amount recognized in Other Comprehensive Income (OCI):**

Particulars	Gratuity (Unfunded)		Compensated absences Earned leave (unfunded)	
	31st March 2018	31st March 2017	31st March 2018	31st March 2017
Actuarial Gain / (loss) recognized during the year	(177,841)	276,455	-	-

**iv. Principal Actuarial Assumptions :**

Particulars	Refer Note Below	Year ended 31.03.2018	Year ended 31.03.2017
Discount rate (p.a.)	1	7.80%	7.35%
Salary Escalation Rate (p.a.)	2	6.00%	6.00%

**Notes:**

- The discount rate is based on the prevailing market yields of Indian Government securities as at the balance sheet date for the estimated term of obligations.
- The estimates of rate of escalation in salary considered in actuarial valuation, take into account inflation, seniority, promotion and other relevant factors including supply and demand in the employment market.
- The gratuity plan and earned leave is unfunded.

**Demographic assumptions:**

- Retirement age: 58 years
- Mortality rate : Published rates under Indian Assured Lives Mortality (IALM) Ultimate table

**41 Leases:**

The Company has entered into Operating lease agreements for letting out space. The lease agreements are made for specific period as per agreement. Lease payments received recognized in the Statement of Profit & Loss for the year ended amounted to ₹ 15,96,922/-.

The future receipts for operating lease are as follows:

Particulars	31st March 2018	31st March 2017
Not Later than 1 year	22,76,743	903600
Later than one year and not later than five years	56,56,698	3836556
Later than five years	-	683076

The Company has entered into leave & license agreement for premises. The lease agreements are made for specific period as per agreement. Lease payments paid are recognized in the Statement of Profit & Loss for the year ended amounted to Rs 186,75,000/-.

The future Payments for operating lease are as follows:

Particulars	31st March 2018	31st March 2017
Not Later than 1 year	30,00,000	20,700,000
Later than one year and not later than five years	-	3,450,000
Later than five years	-	-

- 42.** As the Company is engaged in only one segment of Hotel Business, the disclosure requirements of Accounting Standard (Ind AS-108) on "Operating Segment" are not applicable. Further the Company operates only in India; hence additional information under geographical segments is also not applicable.

The Joint Managing Director of the Company has been identified as the Chief Operating Decision Maker (CODM). The Chief Operating Decision Maker also monitors the operating results as one single segment for the purpose of making decisions about resource allocation and performance assessment and hence, there are no additional disclosures to be provided other than those already provided in the financial statements.

- 43.** The disclosures relating to Micro, Small & Medium Enterprises Development Act, 2006 are as under :-

- The amount due to Micro and Small Enterprises as defined in "The Micro, Small and Medium Enterprises Development Act, 2006" has been determined to the extent such parties have been identified on the basis of information collected by the management. This has been relied upon by the Auditors.

**CONSOLIDATED FINANCIAL STATEMENTS**

**CONSOLIDATED NOTES TO THE FINANCIAL STATEMENTS for the year ended 31st March, 2018**

ii. The disclosures relating to Micro and Small Enterprises are as under :-

<b>Particulars</b>	<b>31st March 2018</b>	<b>31st March 2017</b>
The principal amount remaining unpaid to supplier as at the end of the accounting year.	5,52,518	276,700
The interest due thereon remaining unpaid to Supplier as at the end of the accounting year.	NIL	NIL
The amount of interest paid in terms of Section 16 alongwith the amount of payment made to the Supplier beyond the appointed day during the year.	NIL	NIL
The amount of interest due and payable for the period of delay in making payment (which have been paid but beyond the appointed day during the year) but without adding interest specified under this Act.	NIL	NIL
The amount of interest accrued during the year and remaining unpaid at the end of the accounting year.	NIL	NIL
The amount of further interest due and payable even in the succeeding year, until such date when interest dues as above are actually paid.	NIL	NIL

**44. Contingent Liabilities:**

<b>Contingent Liabilities</b>	<b>31st March 2018</b>	<b>31st March 2017</b>
Bank Guarantee	1,61,70,179	61,332,726
Claims against the Company not acknowledged as debts	9,05,697	666,381
Letter of Credit issued by IDBI Bank Ltd. in favour of West Bengal Electricity Distribution Company Limited	8,000,000	8,000,000
Service Tax under the Finance Act, 1994 pertaining to prior to F.Y. 2004-05	4,379,735	4,379,735
Service Tax under the Finance Act, 1994 pertaining to F.Y. 2003-04 to F.Y. 2006-07	5,909,585	5,909,585
Service Tax under the Finance Act, 1994 pertaining to F.Y. 2007-08 to F.Y. 2009-10	26,753,749	26,753,749
Service Tax under the Finance Act, 1994 pertaining to F.Y. 2008-09 to F.Y. 2012-13	6,836,585	6,836,585
Service Tax under the Finance Act, 1994 pertaining to period Oct-2007 to Jan-2013	348,656	348,656
Service Tax under the Finance Act, 1994 pertaining to F.Y. 2013-14	7,644,193	7,644,193
Sales Tax under West Bengal Sales Tax Act, 1994 pertaining to F.Y. 2012-13	5,683,418	5,683,418
Value Added Tax under West Bengal VAT Act, 2003 pertaining to F.Y. 2012-13	396,345	396,345
ESIC under the Employees' State Insurance Act, 1948 pertaining to F.Y. 2004-05	-	2,180,235
ESIC under the Employees' State Insurance Act, 1948 pertaining to F.Y. 1996-97 to F.Y. 2016-17	-	68,080
Income Tax under the Income Tax Act, 1961 for the F.Y. 2009-10 (net of refund of Rs.74,92,940/- for A.Y. 2013-14)	163,790,695	163,790,695
Income Tax under the Income Tax Act, 1961 for the F.Y. 2011-12 (the Company has preferred an appeal against the demand)*	16,906,870	16,906,870
Income Tax under the Income Tax Act, 1961 for the F.Y. 2012-13 (the Company has preferred an appeal against the demand)**	12,273,270	12,273,270
Income Tax under the Income Tax Act, 1961 for the F.Y. 2013-14 (the Company has preferred an appeal against the demand)***	12,304,560	12,304,560
Income Tax under the Income Tax Act, 1961 for the F.Y. 2014-15 (the Company has preferred an appeal against the demand)****	6,976,470	-
Income Tax under the Income Tax Act, 1961 for the F.Y. 2013-14 (Net of refund of Rs. 74,77,600/- for A.Y. 2015-16)	38,078,600	38,078,600
VAT Under WBVAT Act 2003 for the F.Y 2014-15 (the Company has preferred an appeal against the demand)	1,81,216	-
Disputed Excise Duty and Penalty from April 2012 to October 2015 (Net of payment Rs.7,01,814/-) Previous Year ₹ 3,30,424/-)	45,59,117	49,30,507
Pending claims from IOC Limited for non-submission of 'C' forms for purchase of diesel	4,00,000	-
Others	-	3,644,056
Commitments		
Export Obligation in respect of EPCG Licenses	-	49,06,61,808

\* The Company has paid demand of ₹ 14,750,000/- under protest and is included in Income Tax Asset (Note 8)

\*\* The Company has paid demand of ₹ 1,841,000/- under protest on 3rd May 2016.

\*\*\* The Company has paid demand of ₹ 1,850,000/- under protest on 18th January 2017.

\*\*\*\* The Company has paid demand of ₹ 13,96,000/- under protest on 9th Feb 2018

**CONSOLIDATED FINANCIAL STATEMENTS**

**CONSOLIDATED NOTES TO THE FINANCIAL STATEMENTS for the year ended 31st March, 2018**

45. Estimated amount of Capital Contracts pending to be executed (Net of Advances – Rs 21,15,900 (Previous Year – Rs. Nil/-)) included in Work in progress under the head fixed assets – Rs. Nil /- (Previous Year Rs. 362,152-).

**46. Payments to Auditors**

Particulars	<b>31st March 2018</b>	31st March 2017
Statutory Audit Fees	10,71,800	925,000
Tax Audit Fees	225,000	225,000
Fees for other services	57,050	346,587
Reimbursement of Expenses	35,000	143,301

47. As on date, the Company holds 91,652 Equity shares of ₹ 10 each of its subsidiaries, Regency Convention Centre and Hotels Limited (RCC), representing 58.99% of the paid up capital of RCC. Apart from the above, the Company had also made an advance of ₹ 33,448,275 for acquiring further shares of RCC from their existing shareholders and paid advances to RCC amounting to ₹ 1,44,00,474 up to the Balance Sheet date which has been disclosed as current loans and advances.

Principal assets of Regency Convention Centre and Hotels Limited (RCC) comprise of an interest in a piece of land near CSI Airport at Mumbai. The RCC has filed Suit No. 6846 of 1999 in the High Court of Judicature at Bombay against the Airports Authority of India (AAI) & Ors. for specific performance of the agreement to lease 31,000 sq.mtrs. of land at village-Sahar, Andheri (East), Mumbai in its favour for construction of a five star hotel cum convention centre. The recording of evidence of the RCC's witness and the Defendants Nos. 2 to 16 have already been concluded and closed. The suit is pending of recoding of evidence of Defendant No. 1 i.e., AAI and for final arguments. Parties have asked the Court to expedite the matter. Further, the RCC continues to engage in the dialogues with the parties concerned to amicably settle the disputes and exploring all available options. Considering the nature of dispute & involvement of all parties concerned, the settlement is a complex & difficult one, however, the RCC is hopeful of a positive outcome of its efforts.

48. In the opinion of the Board, all the assets of the Company have a value on realization in ordinary course of business at least equal to the amount at which they are stated. Therefore, the Company has not recognised any loss on impairment in respect of any of the assets of the Company. In respect of subsidiaries, such decision is based on the audited accounts of the subsidiaries.

49. In accordance with the Indian Accounting Standard on "Related Party Disclosures" (IndAS - 24), the disclosures in respect of Related Parties and transactions with them are as follows: -

**Related Party Disclosures**

**(i) List of Related Parties**

**(a) Subsidiaries:**

GJS Hotels Limited, wholly owned subsidiary  
Regency Convention Centre & Hotels Limited  
Robust Hotels Private Limited (subsidiary of GJS Hotels Limited)

**(b) Key Management Personnel:**

Radhe Shyam Saraf, Chairman  
Arun Kumar Saraf, Joint Managing Director  
Umesh Saraf, Joint Managing Director  
Varun Saraf  
Bimal Kumar Jhunjhunwala, CFO & Vice President - Corporate Finance  
Saumen Chatterjee, Chief Legal Officer & Company Secretary  
A Srinivasan  
Pawan Kumar Kakarania  
Soumya Saha  
Mr. T.N. Thanikachalam, Company Secretary  
Ms. N. Muthulakshmi, CFO

**(c) Entities over which directors or their relatives can exercise significant influence / control:**

- |  |  |
|--|--|
| i. Unison Hotels Private Limited               | xii. Juniper Hotels Private Limited              |
| ii. Unison Hotels South Private Limited        | xiii. Samra Importex Private Limited             |
| iii. Juniper Investments Limited               | xiv. Sara International limited, Hong Kong       |
| iv. Vedic Hotels Limited                       | xv. Sara Hospitality Limited, Hong Kong          |
| v. Nepal Travel Agency Pvt. Ltd., Nepal        | xvi. Saraf Hotels Limited, Mauritius             |
| vi. Yak & Yeti Hotels Limited, Nepal           | xvii. Saraf Investments Limited, Mauritius       |
| vii. Chartered Hotels Private Limited          | xviii. Saraf Industries Limited, Mauritius       |
| viii. Chartered Hampi Hotels Private Limited   | xix. Taragaon Regency Hotels Limited, Nepal      |
| ix. Blue Energy Private Limited                | xx. Salkia Estate Development Pvt Ltd            |
| x. Unison Power Limited                        | xxi. Polygon Management Advisory Private Limited |
| xi. Footsteps of Buddha Hotels Private Limited | xxii. Bodhgaya Guest House Pvt. Ltd.             |



**CONSOLIDATED FINANCIAL STATEMENTS**

**CONSOLIDATED NOTES TO THE FINANCIAL STATEMENTS for the year ended 31st March, 2018**

**(ii) Details of Transactions with Related Parties during the year:**

Transactions with Related Parties for the period from 1st April, 2017 to 31st March, 2018

Transaction during the period	Key Management Personnel		Entities Controlled by Directors or their Relatives		Total	
	2017-18	2016-17	2017-18	2016-17	2017-18	2016-17
<b>Dividend Paid</b>						
Forex Finance Private Limited	-	-	-	62,54,144	-	62,54,144
Saraf Industries Limited	-	-	72,61,260	72,61,260	72,61,260	72,61,260
Radhe Shyam Saraf	65,69,360	11,43,860	-	-	65,69,360	11,43,860
<b>Sale of Services -</b>						
Juniper Hotels Private Limited	-	-	2,48,675	3,30,496	2,48,675	3,30,496
Unison Hotels Pvt. Ltd.	-	-	17,308	-	-	-
Chartered Hampi Hotels Private Limited	-	-	9,272	-	-	-
Chartered Hotels Limited	-	-	1,57,713	-	-	-
<b>Travelling Expenses -</b>						
Juniper Hotels Pvt. Ltd.	-	-	-	4,09,099	-	4,09,099
Unison Hotels Pvt. Ltd.	-	-	29,635	2,70,543	29,635	2,70,543
<b>Sales Promotion</b>						
Juniper Hotels Private Limited	-	-	59,341	72,132	59,341	72,132
Unison Hotels Pvt. Ltd.	-	-	6,85,169	-	6,85,169	-
<b>Expenses Incurred (Reimbursement)</b>						
Chartered Hampi Hotels Private Limited	-	-	-	-	-	-
Juniper Hotels Private Limited	-	-	39,627	5,06,990	39,627	5,06,990
Taragaon Regency Hotels Limited	-	-	-	-	-	-
Unison Hotels Private Limited	-	-	5,38,056	2,04,331	5,38,056	2,04,331
<b>Managerial Remuneration</b>						
Umesh Saraf	1,75,57,600	1,29,68,000	-	-	1,75,57,600	1,29,68,000
Arun Kr. Saraf	1,87,88,796	1,31,15,000	-	-	1,87,88,796	1,31,15,000
A Srinivasan	12,00,000	56,02,467	-	-	12,00,000	56,02,467
Mr.T.N.Thanikachalam	33,21,873	30,44,013	-	-	33,21,873	30,44,013
Ms. N.Muthulakshmi	11,40,873	9,70,052	-	-	11,40,873	9,70,052
<b>Sitting Fees</b>						
Arun Kr. Saraf	2,000	4,000	-	-	2,000	4,000
Umesh Saraf	6,000	7,000	-	-	6,000	7,000
Varun Kuamr Saraf	5,000	1,000	-	-	5,000	1,000
A Srinivasan	2,000	3,000	-	-	2,000	3,000
Soumya Saha	5,000	1,000	-	-	5,000	1,000
Pawan Kumar Kakarania	4,000	1,000	-	-	4,000	1,000
<b>Closing Balance as on 31st March 2018</b>	<b>Key Management Personnel</b>		<b>Entities Controlled by Directors or their Relatives</b>		<b>Total</b>	
	<b>2017-18</b>	<b>2016-17</b>	<b>2017-18</b>	<b>2016-17</b>	<b>2017-18</b>	<b>2016-17</b>
<b>Trade Receivables</b>						
Juniper Hotels Private Limited	-	-	44,177	5,57,200	44,177	5,57,200
Chartered Hampi Hotels Private Limited	-	-	9,272	-	9,272	-
Unison Hotels Private Limited	-	-	17,682	-	-	-
Chartered Hotels Limited	-	-	1,57,713	-	-	-
<b>Trade Payables</b>						
Juniper Hotels Private Limited	-	-	6,03,831	12,39,229	6,03,831	12,39,229
Unison Hotels Private Limited	-	-	1,78,821	1,78,821	1,78,821	1,78,821
Asian Hotels (East) Limited	-	-	-	-	-	-

**CONSOLIDATED FINANCIAL STATEMENTS**

**CONSOLIDATED NOTES TO THE FINANCIAL STATEMENTS for the year ended 31st March, 2018**

- 50.** The resolution for approval of the Scheme of Arrangement under Sections 230-232 of the Companies Act, 2013 between GJS Hotels Limited (GJSHL), the Company, Robust Hotels Private Limited (RHPL) and their respective Shareholders (the Scheme) was approved at the respective meetings of Equity Shareholders and Unsecured Creditors of the Company on Wednesday, 21st February, 2018 in terms of an Order dated 21st December, 2017 as modified by an Order dated 4th January, 2018 of the Hon'ble National Company Law Tribunal, Kolkata Bench. On 28th March 2018, the Scheme was filed with NCLT, Kolkata Bench for its sanction w.e.f 31st March 2016 being the Appointed Date of the Scheme.

On the Scheme becoming sanctioned & effective in a future date, 43,00,000 12% Cumulative Redeemable Preference Shares of ₹100/- issued by RHPL shall stand appropriated towards 3,20,35,000 Equity Shares of ₹ 10/- each credited as fully paid up in the Company at a premium of ₹ 10/- per share & 1,55,00,000 0.1% Unsecured Cumulative Non-Convertible Debentures of ₹ 100/- each issued by RHPL shall stand appropriated towards 3,79,75,000 Equity Shares of ₹ 10/-each, credited as fully paid up, at a premium of ₹ 10/- per share in GJSHL with effect from the Appointed Date & subsequently the Demerged Undertaking of the Company's wholly owned subsidiary GJSHL shall stand demerged to the Company and accordingly RHPL shall become wholly owned subsidiary of the Company.

- 51.** Pursuant to the provisions of Section 124 & 125 of the Companies Act, 2013 read with the Investor Education and Protection Fund (IEPF) Authority (Accounting, Audit, Transfer and Refund) Rules, 2016 (the Rules), ₹ 4,09,623/- and 73623 shares have been transferred to the IEPF for the dividend declared in the financial year ended 2009-10 and the respective shares whose dividend remained unpaid or unclaimed for seven consecutive years. Further, ₹ 12,390/- and its respective 4130 shares being restrained shares could not be transferred to the IEPF pursuant to Rule 6(3)(b) of the Rules.
- 52.** Pursuant to the effectiveness of an Order of Calcutta High Court dated 23rd August, 2016 on the Scheme of Amalgamation involving the Company and Forex Finance Private Limited, the Company has become a shareholder of Asian Hotels (West) Limited (AHWL) & holding 4.58% of its paid-up equity share capital.

However, the above shares has become restrained due to an ex-parte Delhi High Court Order dated 19th August, 2015 wherein the court has asked the parties including the Company to maintain status quo on the shares and the Company is injuncted from exercising voting rights arising from the said shares. The Company has challenged the Order and has taken necessary legal actions to protect its rights. The matter is pending before Delhi High Court and the Company is hopeful of a positive outcome.

- 53.** Previous Year figures have been regrouped / reclassified, wherever necessary to confirm to current year's classification.

As per our Report of even date

For **Singhi & Co.**

Chartered Accountants

Firm Registration. No. 302049E

**Rajiv Singhi**

Partner

Membership No. : 053518

Place : Chennai

Date: 9th May 2018

For and on behalf of the Board of Directors

**Arun Kr Saraf** (DIN -00339772)

Jt.Managing Director

**Umesh Saraf** (DIN 00017985)

Jt.Managing Director

**A.C Chakrabortti** (DIN -00015622)

Director

**Rama Shankar Jhawar** (DIN -00023792)

Director

**Padam Kr Khaitan** (DIN - 00019700)

Director

**Rita Bhimani** (DIN - 07106069)

Director

**Bimal Kr Jhunjunwala**  
CFO & Vice President- Corporate Finance

**Saumen Chatterjee**  
Chief Legal Officer & Company Secretary







# **ASIAN HOTELS (EAST) LIMITED**

CIN : L15122WB2007PLC162762

Registered Office : Hyatt Regency Kolkata,  
JA-1, Sector-III, Salt Lake City,  
Kolkata-700 098, West Bengal, India