

Date: July 30, 2022

BSE Limited. 1 st Floor, New Trading Ring, Rotunda Building, P.J. Tower, Dalal Street, Fort, MUMBAI-400 001 E-mail- corp.relations@bseindia.com Thru: BSE Listing Centre	National Stock Exchange of India Ltd., Exchange Plaza, 5 th Floor, Plot No. C/1, G Block, Bandra-Kurla Complex, Bandra (E),MUMBAI-400 051 e-mail: cmlist@nse.co.in Thru: NEAPS
STOCK CODE: 533655	STOCK CODE: TRITURBINE

Sub: Regulation 30 & 34 of the SEBI (Listing Obligations and Disclosure Requirements) Regulations, 2015.

Dear Sir/Madam,

In terms of Regulation 30 and 34 of SEBI (Listing Obligations and Disclosure Requirements) Regulations, 2015, we are enclosing herewith the Annual Report of the Company for the FY 2021-22 ended on March 31, 2022 alongwith the Notice convening the 27th Annual General Meeting (AGM) of the Company on **Tuesday, 23rd August, 2022 at 11.30 A.M. (IST) through Video Conferencing (VC)/Other Audio Visual Means (OAVM).**

The aforesaid documents are being dispatched electronically to those Members whose email IDs were registered with the Company/Alankit Assignments Ltd, Registrar and Transfer Agents of the Company and the Depositories and are also being uploaded on the Company's website at www.triveniturbines.com.

The Company has appointed M/s KFinTech Limited for providing e-voting facility (remote e-voting and e-voting at the AGM). **The remote e-voting period commences on 20th August, 2022 at 10.00 A.M. (IST) and ends on 22nd August 2022 at 5.00 P.M. (IST).** The cut-off date for determining the eligibility of members for e-voting is **16th August 2022.**

You are requested to take the same on record.

Yours Faithfully
For Triveni Turbine Ltd**Rajiv Sawhney**
Company secretary (ACS 8047)

Encl: As above

Copy to
Alankit Assignments Ltd
National Securities Depository Limited
Central Depository Services (India) Limited

NOTICE is hereby given that the Twenty Seventh Annual General Meeting of Members of Triveni Turbine Limited will be held on Tuesday, August 23, 2022 at 11.30 a.m. (IST) through Video Conferencing (VC) / Other Audio Visual Means (OAVM) to transact the following business:

ORDINARY BUSINESS

1. Adoption of Financial Statements alongwith Reports of Board of Directors and Auditors thereon

To receive, consider and adopt the Audited Financial Statements (including Audited Consolidated Financial Statements) of the Company for the financial year ended March 31, 2022 together with the Reports of the Board of Directors and Auditors' thereon and pass the following resolution as an **Ordinary Resolution**

RESOLVED that the Audited Financial Statements (including Audited Consolidated Financial Statements) of the Company for the financial year ended March 31, 2022 together with the Reports of the Directors' and Auditors' thereon, as circulated to all the members of the Company and submitted to this meeting, be and are hereby approved and adopted.

2. Declaration of Dividend (including confirmation of Interim dividend)

To confirm the payment of Interim dividend of Re 0.40 and a Special dividend of Re 0.60 (aggregating to Re 1.00 per share) and to declare the final Dividend of Re 0.85 and a Special dividend of Re 0.70 (aggregating to Re 1.55 per share) for the financial year 2021-22 and pass the following resolution as an **Ordinary Resolution**

RESOLVED that the Interim dividend @ (Re.0.40 per equity share and a Special dividend of Re 0.60 (aggregating to Re 1.00 per share) already paid on 32,33,05,484 fully paid equity shares of Re.1/- each of the Company for the financial year ended March 31, 2022 as per resolution passed by the Board of Directors at their meeting held on October 26, 2021 be and is hereby approved and confirmed.

RESOLVED FURTHER THAT the final dividend @ (Re 0.85 and a Special dividend of Re 0.70 (aggregating to Re 1.55 per share) on 32,33,05,484 fully paid equity shares of Re.1/- each of the Company, for the financial year ended March 31, 2022 as recommended by the Board of Directors out of the profits of the Company be and is hereby declared and that the same be paid to all the eligible members of the Company.

3. Re-appointment of Mr. Arun Prabhakar Mote as a Director liable to retire by rotation

To appoint Mr. Arun Prabhakar Mote (DIN: 01961162), who retires by rotation and, being eligible, offers himself for re-appointment as a Director, liable to retire by rotation and pass the following resolution as an **Ordinary Resolution**

RESOLVED that Mr. Arun Prabhakar Mote (DIN: 01961162) Director of the Company who retires by rotation and, being eligible, offers himself for re-appointment, be and is hereby re-appointed as a Director of the Company, liable to retire by rotation.

4. Re-appointment of M/s Walker Chandiook & Co as Statutory Auditors of the Company

To re-appoint M/s Walker Chandiook & Co LLP, Chartered Accountants (Firm Registration No. 001076N/N500013) Statutory Auditors of the Company for a term of five consecutive years w.e.f conclusion of 27th AGM until the conclusion of the 32nd AGM of the Company to be held in the year 2027 and pass the following resolution as an **Ordinary Resolution**

RESOLVED that pursuant to the provisions of Sections 139, 142 and other applicable provisions, if any, of the Companies Act, 2013, and the Companies (Audit and Auditors) Rules, 2014, (including any statutory modification(s) or re-enactment thereof, for the time being in force M/s Walker Chandiook & Co LLP, Chartered Accountants (Firm Registration No. 001076N/N500013) be and are hereby re-appointed as Statutory Auditors of the Company to hold office from the conclusion of the 27th Annual General Meeting ("AGM") until the conclusion of the 32nd AGM of the Company to be held in the year 2027, at a remuneration as may be decided by the Board of Directors, on the recommendation of the Audit Committee, in consultation with the Statutory Auditors of the Company.

RESOLVED FURTHER THAT the Board of Directors of the Company be and are hereby authorized to take all such steps and generally to do all such acts, deeds, things and matters as may be considered necessary, desirable or expedient and to settle any question, difficulty or doubt that may arise for the purpose of giving effect to the above resolution.

SPECIAL BUSINESS

5. Ratification of remuneration to the Cost Auditors

To ratify the proposed remuneration to be paid to M/s J.H. & Associates, Cost Accountants for Cost audit for FY 2022-23 and pass the following resolution as an **Ordinary Resolution**:

RESOLVED THAT pursuant to the provisions of Section 148 and other applicable provisions, if any, of the Companies Act, 2013, read with the Companies (Audit and Auditors) Rules, 2014 (including any statutory modification(s) or re-enactment thereof, for the time being in force), M/s J.H. & Associates, Cost Accountants, (Firm Registration Number 00279), appointed as Cost Auditor by the Board of Directors of the Company, to conduct the audit of the cost records of the Company for the financial Year ending March 31, 2023, be paid a remuneration of Rs. 80,000/- plus applicable taxes and reimbursement of out of pocket expenses incurred by them in connection with the aforesaid audit.

RESOLVED FURTHER THAT the Board of Directors of the Company be and are hereby authorized to take all such steps and generally to do all such acts, deeds, things and matters as may be considered necessary, desirable or expedient and to settle any question, difficulty or doubt that may arise for the purpose of giving effect to the above resolution.

By Order of the Board of Directors of the Company

Date: May 13, 2022
Place: Noida (U.P)

Rajiv Sawhney
Company Secretary
Membership No. A8047

NOTES:

1. The MCA Circulars read with the Securities and Exchange Board of India ("SEBI") Circular no. SEBI/HO/CFD/CMD2/ CIR/P/2022/62 dated May 13, 2022 ("SEBI Circular"), has dispensed with the requirement of sending the physical copies of the Annual General Meeting (AGM) Notice and Annual Report to the members. Accordingly, the Notice of the AGM and the Annual Report (2021-22) of the Company are being sent only through electronic mode to those members whose e-mail addresses are registered with the Company / Depositories. Members may note that the copies of the Notice of the AGM and the Annual Report (2021-22) are also available on the website of the Company at www.triveniturbines.com, websites of the Stock Exchanges, BSE Limited ("BSE") and National Stock Exchange of India Limited ("NSE") at www.bseindia.com and www.nseindia.com, respectively, and website of KFinTech Limited ("KFinTech") at [www.https://evoting/kfintech.com](https://evoting/kfintech.com). the agency appointed for facilitating e-voting (including remote e-voting) for the AGM. Members who wish to obtain physical copies of the AGM Notice and the Annual Report (2021-22), may write to us at shares.ttl@trivenigroup.com.
2. In compliance with the provisions of Sections 108, and other applicable provisions of the Act and the Rules made thereunder, as duly amended, and Regulation 44 of the Listing Regulations and in terms of SEBI vide circular no. SEBI/HO/CFD/CMD/ CIR/P/2020/242 dated December 9, 2020 in relation to e-Voting Facility Provided by Listed Entities, the Members are provided with the facility to cast their vote by using an electronic voting system from a place other than venue of the AGM ("remote e-voting"), through the e-voting services provided by M/s KFin Technologies Ltd. (KFinTech) on the Resolutions set forth in this Notice. The facility for e-voting (insta-poll) will also be made available at the AGM and the members attending the AGM, who have not already cast their votes by remote e-voting shall be able to exercise their right at the AGM through e-voting (insta-poll). Members who have cast their votes by remote e-voting may attend the AGM, but shall not be entitled to cast their votes again at the AGM.
3. In accordance with the SEBI Circular and the MCA Circulars, the facility to appoint a proxy to attend and cast votes for the members is not available for this AGM. However, Institutional / Corporate members (i.e. other than individuals / HUF, NRI, etc.) are required to send a scanned copy of its board or governing body resolution / authorization, etc., for authorizing their representatives to attend the AGM through VC / OAVM on their behalf and to cast vote through e-voting (including remote e-voting). The said resolution/ authorization shall be sent to the Scrutinizer by e-mail at his registered e-mail address at sureshguptacs@gmail.com with a copy marked to evoting@kfintech.com
4. **AGM through Video Conference (VC)**
 - a) Pursuant to the General Circular No. 2/2022 dated May 5, 2022 and other circulars issued by the Ministry of Corporate Affairs ("MCA Circulars"), companies are allowed to convene their AGMs through VC/OAVM, without the physical presence of the members at a common venue. Hence, in compliance with the MCA Circulars, the AGM of the Company is being held through VC/OAVM.
 - b) M/s KFin Technologies Ltd. (KFinTech). will be providing facility for convening the 27th AGM through VC/OAVM Facility, voting through remote e-voting and e-voting during the 27th AGM.

- c) Members may join the AGM through VC/OAVM facility, by following the procedure as mentioned below, which shall be kept open for the Members from 11:00 a.m. IST i.e. 30 minutes before the time scheduled to start the AGM.
 - d) The facility of participation at the AGM through VC/OAVM will be made available for members on first come first served basis (FCFS). No restrictions on account of FCFS entry into AGM will apply in respect of large shareholders (shareholders holding 2% or more shareholding), promoters, institutional investors, Directors, Key Managerial Personnel, the chairpersons of the Audit Committee, Nomination and Remuneration Committee and Stakeholders' Relationship Committee, Auditors, etc.
 - e) The attendance of the Members attending the AGM through VC/OAVM will be counted for the purpose of reckoning the quorum under Section 103 of the Companies Act, 2013.
5. The recorded transcript of the AGM shall also be made available on the website of the Company at www.triveniturbines.com as soon as possible after the conclusion of the AGM.
 6. As the AGM will be held through VC / OAVM, the route map, proxy form and attendance slip are not required and accordingly, not attached to this Notice.
 7. Brief profile of the Director to be re-appointed including nature of his expertise, names of companies in which he holds directorships, relationships with other directors, etc. are provided in Annexure A of this Notice.
 8. The Register of Directors and Key Managerial Personnel and their shareholding maintained under Section 170 of the Act, and the Register of Contracts or Arrangements in which the Directors are interested maintained under Section 189 of the Act, will be available electronically for inspection during the AGM at KFINTech e-voting system at <https://emeetings.kfintech.com/>. The members may inspect these records by using their secure login credentials. All other documents referred to in this Notice will also be available for inspection in an electronic mode without any fee by the members from the date of circulation of this Notice till the date of the AGM. Members seeking to inspect such documents can send an e-mail to shares.ttl@trivenigroup.com.

9. Dividend

- a) The **Record Date** fixed for the purpose of determining entitlement of the Members to the Final & Special Dividend for the financial year ended 31st March, 2022 is **Tuesday, August 16, 2022**. The said Dividend, if declared, will be paid within 30 days from the date of approval by the shareholders in the ensuing AGM to those Members/beneficial owners whose names appear in the Register of Members/depository records as at close of business hours on the record date.
- b) Members holding shares in demat form are hereby informed that bank particulars registered with their respective Depository Participants with whom they maintain their demat accounts will be used by the Company for payment of dividend. The Company cannot act on any request received directly from the Members holding shares in demat form for any change of bank particulars or bank mandates.

Members holding shares in demat form are, therefore, requested to intimate any change in their addresses and/or bank mandate immediately to their Depository Participants.
- c) Members holding shares in physical form are requested to register their Electronic Clearing Service (ECS) mandate by submitting the ISR-1 FORM along with the (i) Physical copy of the signed request letter which shall contain shareholder's name, folio number, bank details (viz. Bank account number, Bank and Branch Name, address, IFSC, MICR details) (ii) a self-attested copy of the PAN /Aadhar card and (iii) cancelled cheque leaf to the Company's RTA.
- d) For the shareholders who have not updated their bank account details, the Company will send the dividend warrants/demand drafts at address registered in the Company's record.
- e) Pursuant to the Income-tax Act, 1961, as amended, dividend income is taxable in the hands of the Members with effect from 1st April, 2020 and the Company is required to deduct tax at source from such dividend at the prescribed rates. A communication providing information and detailed instructions with respect to tax on the Final & Special Dividend for the financial year ended 31st March, 2022 will be sent separately to the members through email at their registered email Ids in this regard. Members are requested to write to M/s KFintech at einward.ris@kfintech.com for any queries/questions in this regard.
- f) Unclaimed dividend for the financial year ended 31st March, 2015 and Interim Dividend for the financial year ended on 31st March 2016 and the shares in respect of which dividend entitlements remain unclaimed for seven consecutive years will be due for transfer to the Investor Education and Protection Fund of the Central Government on

8th September, 2022 and 9th December 2022 respectively, pursuant to Section 124 of the Act read with the Investor Education and Protection Fund Authority (Accounting, Audit, Transfer and Refund) Rules, 2016. Members are requested to claim the said dividend, details of which are available on the Company's corporate website www.triveniturbines.com under the section 'Investors –Transfer of shares to the IEPF-' at <http://www.triveniturbines.com/transfer-shares-iepf.html>. No claim shall lie against the Company in respect of unclaimed dividend and the Secretarial Department of the Company will not be able to entertain any claim received after 8th September 2022 and 9th December, 2022 in respect of the same.

- g) In the event of transfer of shares and the unclaimed dividend to IEPF, members are entitled to claim the same from the IEPF Authority by submitting an online application in the prescribed Form IEPF-5 available on the website www.iepf.gov.in and sending a physical copy of the same duly signed to the Company along with the requisite documents enumerated in Form IEPF-5. The status of dividends remaining unpaid/ unclaimed along with the respective due dates of transfer to IEPF is provided in the Annual Report.

10. Instructions for member's Remote e-voting and joining the AGM virtually

- a) Pursuant to SEBI circular no. SEBI/HO/CFD/CMD/CIR/P/2020/242 dated December 9, 2020 on "e-Voting facility provided by Listed Companies", e-Voting process has been enabled to all the **individual demat account holders**, by way of single login credential, through their demat accounts / websites of Depositories / DPs in order to increase the efficiency of the voting process.
- b) Individual demat account holders would be able to cast their vote without having to register again with the e-Voting service provider (ESP) thereby not only facilitating seamless authentication but also ease and convenience of participating in e-Voting process. Shareholders are advised to update their mobile number and e-mail ID with their DPs to access e-Voting facility.
- c) **Cut-off Date** - The Company has fixed **Tuesday, August 16, 2022** as the **Cut-off Date** for remote e-voting. Voting rights will be reckoned on the paid-up value of shares registered in the name of the Members on the **cut-off date**. Only those Members whose names are recorded in the Register of Members of the Company or in the Register of Beneficial Owners maintained by the Depositories as on the cut-off date will be entitled to cast their votes by remote e-voting or e-voting during the AGM. Those who are not Members on the cut-off date should accordingly treat this Notice as for information purposes only. Once the vote on a resolution(s) is cast by the Member, the Member shall not be allowed to change it subsequently.
- d) **Remote e-voting will commence at 10.00 a.m. on Saturday, 20th August, 2022 and will end at 5.00 p.m. on Monday, 22nd August, 2022**, when remote e-voting will be blocked by Kfintech. Once the vote on the resolution is cast by the member, the member shall not be allowed to change it subsequently or cast the vote again. However, those members who will be present in the AGM through VC/OAVM facility and have not cast their vote on the resolutions during the remote e-voting period and are otherwise not barred from doing so, shall be eligible to vote through e-voting system during the AGM. A Member can opt for only single mode of voting i.e. through Remote e-voting or e-voting at the AGM. If a Member casts votes by both modes, then voting done through remote e-voting shall prevail and vote at the AGM shall be treated as invalid.
- e) Any person holding shares in physical form and non-individual shareholders, who acquires shares of the Company and becomes a Member of the Company after sending of the Notice and holding shares as of the cut-off date, may obtain the login ID and password by sending a request at evoting@Kfintech.com. However, if he / she is already registered with Kfintech for remote e-Voting then he /she can use his / her existing User ID and password for casting the vote.
- f) In case of Individual Shareholders holding securities in demat mode and who acquires shares of the Company and becomes a Member of the Company after sending of the Notice and holding shares as of the cut-off date may follow steps mentioned below under "Login method for remote e-Voting for Individual shareholders holding securities in demat mode.
- g) The details of the process and manner for remote e-voting and joining virtual AGM and e-voting (insta-poll) at the AGM are explained herein below:

Step 1: Access to Depositories e-Voting system in case of individual shareholders holding shares in demat mode.

Step 2: Access to Kfintech e-Voting system in case of shareholders holding shares in physical and non-individual shareholders in demat mode.

Step 3: Access to join virtual AGM on Kfintech system and e-voting (insta-poll) at the AGM.

Details on Step 1 are mentioned below: Login method for remote e-Voting for Individual shareholders holding securities in demat mode.

Type of shareholders	Login Method
Individual Shareholders holding securities in demat mode with NSDL	<ol style="list-style-type: none"> 1. User already registered for IDeAS facility: <ol style="list-style-type: none"> I. Visit URL: https://eservices.nsd.com II. Click on the "Beneficial Owner" icon under "Login" under 'IDeAS' section. III. On the new page, enter User ID and Password. Post successful authentication, click on "Access to e-Voting" IV. Click on company name or e-Voting service provider and you will be re-directed to e-Voting service provider website for casting the vote during the remote e-Voting period. 2. User not registered for IDeAS e-Services <ol style="list-style-type: none"> I. To register click on link : https://eservices.nsd.com II. Select "Register Online for IDeAS" or click at https://eservices.nsd.com/SecureWeb/IdeasDirectReg.jsp III. Proceed with completing the required fields. IV. Follow steps given in points 1. 3. Alternatively by directly accessing the e-Voting website of NSDL <ol style="list-style-type: none"> I. Open URL: https://www.evoting.nsd.com/ II. Click on the icon "Login" which is available under 'Shareholder/Member' section. III. A new screen will open. You will have to enter your User ID (i.e. your sixteen digit demat account number held with NSDL), Password / OTP and a Verification Code as shown on the screen. IV. Post successful authentication, you will requested to select the name of the company and the e-Voting Service Provider name, i.e.KFintech. V. On successful selection, you will be redirected to KFintech e-Voting page for casting your vote during the remote e-Voting period.
Individual Shareholders holding securities in demat mode with CDSL	<ol style="list-style-type: none"> 1. Existing user who have opted for Easi / Easiest <ol style="list-style-type: none"> I. Visit URL: https://web.cdslindia.com/myeasi/home/login or URL: www.cdslindia.com II. Click on New System Myeasi III. Login with your registered user id and password. IV. The user will see the e-Voting Menu. The Menu will have links of ESP i.e. KFintech e-Voting portal. V. Click on e-Voting service provider name to cast your vote. 2. User not registered for Easi/Easiest <ol style="list-style-type: none"> I. Option to register is available at https://web.cdslindia.com/myeasi/Registration/EasiRegistration II. Proceed with completing the required fields. III. Follow the steps given in point 1 3. Alternatively, by directly accessing the e-Voting website of CDSL <ol style="list-style-type: none"> I. Visit URL: www.cdslindia.com II. Provide your demat Account Number and PAN No. III. System will authenticate user by sending OTP on registered Mobile & Email as recorded in the demat Account. IV. After successful authentication, user will be provided links for the respective ESP, i.e KFintech where the e- Voting is in progress.
Individual Shareholder login through their demat accounts / Website of Depository Participant	<ol style="list-style-type: none"> I. You can also login using the login credentials of your demat account through your DP registered with NSDL /CDSL for e-Voting facility. II. Once logged-in, you will be able to see e-Voting option. Once you click on e-Voting option, you will be redirected to NSDL / CDSL Depository site after successful authentication, wherein you can see e-Voting feature. III. Click on options available against company name or e-Voting service provider - Kfintech and you will be redirected to e-Voting website of KFintech for casting your vote during the remote e-Voting period without any further authentication

Important note: Members who are unable to retrieve User ID / Password are advised to use Forgot user ID and Forgot Password option available at respective websites.

Helpdesk for Individual Shareholders holding securities in demat mode for any technical issues related to login through Depository i.e. NSDL and CDSL.

Login type	Helpdesk details
Securities held with NSDL	Please contact NSDL helpdesk by sending a request at evoting@nsdl.co.in or call at toll free no.: 1800 1020 990 and 1800 22 44 30
Securities held with CDSL	Please contact CDSL helpdesk by sending a request at helpdesk.evoting@cdslindia.com or contact at 022-23058738 or 022-23058542-43

Details on Step 2 are mentioned below:

I) Login method for e-Voting for shareholders other than Individual's shareholders holding securities in demat mode and shareholders holding securities in physical mode.

(A) Members whose email IDs are registered with the Company/ Depository Participants (s), will receive an email from KFintech which will include details of E-Voting Event Number (EVEN), USER ID and password. They will have to follow the following process:

- i. Launch internet browser by typing the URL: <https://evoting.kfintech.com/>
- ii. Enter the login credentials (i.e. User ID and password). In case of physical folio, User ID will be EVEN (E-Voting Event Number) 6776, followed by folio number. In case of Demat account, User ID will be your DP ID and Client ID. However, if you are already registered with KFintech for e-voting, you can use your existing User ID and password for casting the vote.
- iii. After entering these details appropriately, click on "LOGIN".
- iv. You will now reach password change Menu wherein you are required to mandatorily change your password. The new password shall comprise of minimum 8 characters with at least one upper case (A- Z), one lower case (a-z), one numeric value (0-9) and a special character (@,#,\$, etc.). The system will prompt you to change your password and update your contact details like mobile number, email ID etc. on first login. You may also enter a secret question and answer of your choice to retrieve your password in case you forget it. It is strongly recommended that you do not share your password with any other person and that you take utmost care to keep your password confidential.
- v. You need to login again with the new credentials.
- vi. On successful login, the system will prompt you to select the "EVEN" i.e. "Triveni Turbine Limited - AGM" and click on "Submit"
- vii. On the voting page, enter the number of shares (which represents the number of votes) as on the Cut-off Date under "FOR/ AGAINST" or alternatively, you may partially enter any number in "FOR" and partially "AGAINST" but the total number in "FOR/AGAINST" taken together shall not exceed your total shareholding as mentioned herein above. You may also choose the option ABSTAIN. If the Member does not indicate either "FOR" or "AGAINST" it will be treated as "ABSTAIN" and the shares held will not be counted under either head.
- viii. Members holding multiple folios/demat accounts shall choose the voting process separately for each folio/ demat accounts.
- ix. Voting has to be done for each item of the notice separately. In case you do not desire to cast your vote on any specific item, it will be treated as abstained.
- x. You may then cast your vote by selecting an appropriate option and click on "Submit".
- xi. A confirmation box will be displayed. Click "OK" to confirm else "CANCEL" to modify. Once you have voted on the resolution (s), you will not be allowed to modify your vote. During the voting period, Members can login any number of times till they have voted on the Resolution(s).
- xii. Corporate/Institutional Members (i.e. other than Individuals, HUF, NRI etc.) are also required to send scanned certified true copy (PDF Format) of the Board Resolution/Authority Letter etc., authorizing its representative to attend the AGM through VC / OAVM on its behalf and to cast its vote through remote e-voting. Together with attested specimen signature(s) of the duly authorised representative(s), to the Scrutinizer at email id sureshguptacs@gmail.com with a copy marked to evoting@kfintech.com. The scanned image of the above-mentioned documents should be in the naming format "Corporate Name_ Even No."

(B) Members whose email IDs are not registered with the Company/Depository Participants(s), and consequently the Notice of AGM and e-voting instructions cannot be serviced, will have to follow the following process:

- i. Members who have not registered their email address and in consequence the Notice of AGM and e-voting instructions cannot be serviced, may temporarily get their email address and mobile number provided with KFintech,

by accessing the link <https://ris.kfintech.com/clientservices/mobilereg/mobileemailreg.aspx>. Members are requested to follow the process as guided to capture the email address and mobile number for sending the soft copy of the notice and e-voting instructions along with the User ID and Password. In case of any queries, member may write to einward.ris@kfintech.com.

- ii. Alternatively, member may send an e-mail request at the email id einward.ris@kfintech.com along with scanned copy of the signed copy of the request letter providing the email address, mobile number, self-attested PAN copy and Client Master copy in case of electronic folio and copy of share certificate in case of physical folio for sending the Notice of AGM and the e-voting instructions.

Details on Step 3 are mentioned below:

(III) Login method for all the shareholders for joining the AGM through VC/OAVM and e-voting (insta-poll) during the meeting

- i. Member will be provided with a facility to attend the AGM through VC / OAVM platform provided by KFintech. Members may access the same at <https://emeetings.kfintech.com> Members are requested to follow the procedure given below:
 - a) Launch internet browser (chrome/ firefox/safari) by typing the URL:<https://emeetings.kfintech.com>
 - b) Enter the login credentials (i.e., User ID and password for e-voting).
 - c) After logging in, click on "Video Conference" option
 - d) Then click on camera icon appearing against AGM event of Triveni Turbine Limited, to attend the Meeting.

Please note that the members who do not have the User ID and Password for e-voting or have forgotten their User ID and Password may retrieve the same by following the remote e-voting instructions mentioned in the notice. Facility for joining AGM through VC/ OAVM shall open at least 30 minutes before the scheduled time for commencement of the Meeting. The facility of participation at the AGM through VC / OAVM will be made available for 2,000 members on 'first come first serve' basis.

- ii. Members are encouraged to join the Meeting through Laptops/ Desktops with Google Chrome (preferred browser), Safari, Internet Explorer, Microsoft Edge, Mozilla Firefox 22. Members will be required to grant access to the webcam to enable VC / OAVM. Further, members connecting from Mobile Devices or Tablets or through Laptop connecting via Mobile Hotspot may experience Audio/Video loss due to fluctuation in their respective network. It is therefore recommended to use Stable Wi-Fi or LAN Connection to mitigate any kind of aforesaid glitches.
- iii. Those members who are present at the meeting through VC /OAVM and have not cast their vote through remote e-voting shall be eligible to cast their vote through e-voting system available during the AGM. E-voting (insta-poll) during the AGM is integrated with the VC / OAVM platform. The members may click on the voting icon displayed on the screen to cast their votes through insta-poll, which will be activated upon announcement by the Chairman at the AGM.
- iv. A member can opt for only single mode of voting i.e., through Remote e-voting or voting at the AGM. If a member casts votes by both modes, then voting done through Remote e-voting shall prevail and vote at the AGM shall be treated as invalid.

(IV) Other Instructions

- i. **Speaker Registration:** The members who would like to express their views or ask questions on the business to be transacted during the AGM may register themselves as speakers by logging on to <https://emeetings.kfintech.com> and clicking on the 'Speaker Registration' option available on the screen after login, which will be opened from **Saturday, August 20, 2022 (10.00 a.m. IST) to Sunday, August 21, 2022 (5.00 p.m. IST)**. Members shall be provided a 'queue number' before the meeting. The Company reserves the right to restrict the speakers at the AGM to only those Members who have registered themselves, depending on the availability of time for the 27th AGM.
- ii. **Post your Question:** The Members who wish to post their questions prior to the meeting can do the same by visiting <https://emeetings.kfintech.com>. Please login through the user id and password provided in the mail received from KFintech. On successful login, select 'Post Your Question' option available from Saturday August 20, 2022 to Sunday August 21, 2022.
- iii. In case a person has become a Member of the Company after dispatch of AGM Notice but on or before the cut-off date for E-voting, he/she may obtain the User ID and Password in the manner as mentioned below:
 - a. If the mobile number of the member is registered against Folio No./ DP ID Client ID, the member may send SMS: MYEPWD <space> E-Voting Event Number+Folio No. or DP ID Client ID to 9212993399

1. Example for NSDL:
MYEPWD <SPACE> In12345612345678
 2. Example for CDSL:
MYEPWD <SPACE> 1402345612345678
 3. Example for Physical:
MYEPWD <SPACE> XXXX1234567890
- b. If e-mail address or mobile number of the member is registered against Folio No. / DP ID Client ID, then on the home page of <https://evoting.kfintech.com/> , the member may click “Forgot Password” and enter Folio No. or DP ID Client ID and PAN to generate a password.
- iv. Members who may require any technical assistance or support before or during the EGM are requested to contact Ms. C. Shobha Anand, Deputy Vice President at KFintech at toll free number 1800-309-4001 or write to them at evoting@kfintech.com.
11. The Board of Directors has appointed Mr Suresh Gupta, practising company secretary (FCS 5660/CP No.5204) as a Scrutinizer to scrutinize the remote e-voting and the e-voting process at the AGM in a fair and transparent manner.
 12. The Scrutinizer shall immediately after the conclusion of voting at the AGM, count the votes cast at the AGM and thereafter unblock the votes cast through remote e-voting in the presence of at least 2 witnesses not in employment of the Company and make, within two working days from conclusion of the AGM, a consolidated scrutinizer’s report of the total votes cast in favour or against, if any, and submit the same to the Chairman of the meeting or a person authorized by him, who shall countersign the same and shall declare the results forthwith. Subject to receipt of the requisite number of votes, the resolution will be deemed to be passed on the date of the AGM i.e. August 23, 2022.
 13. The voting results declared, along with the Scrutinizer’s Report shall be placed on the website of the Company (www.triveniturbines.com) and on the website of KFintech (<https://evoting.kfintech.com>). The results shall simultaneously be communicated to the BSE Limited and the National Stock Exchange of India Limited, where the equity shares of the Company are listed.
 14. SEBI had mandated furnishing of PAN, KYC details and Nomination by the members holding equity shares in physical form. Accordingly, members who are holding shares in physical form are requested to furnish their PAN, email address, mobile number, bank account details and nomination in duly filed and signed form ISR-1 along with a self-attested copy of the PAN card , Aadhar Card and cancelled cheque leaf to Registrar and Transfer Agent of the Company M/s Alankit Assignments Limited - Unit Triveni Turbine Ltd , 4E/2, Jhandewalan Extension , New Delhi 110055 . The relevant forms can be downloaded from the websites of the Company at www.triveniturbines.com. Members, whose shareholding is in demat form are requested to direct change of address notifications, registration of e-mail address, nomination and updation of bank account details to their respective Depository Participants (‘Dps’).
 15. Non-resident Indian shareholders are requested to inform about the following to the Company or the RTA or the concerned DP, as the case may be, immediately of:
 - a. The change in the residential status on return to India for permanent settlement; and
 - b. The particulars of the NRE Account with a bank in India, if not furnished earlier.
 16. Members desirous of obtaining any information/clarification on the matters to be placed at the AGM are requested to address their query, if any, in writing to the Company Secretary at the corporate office of the Company or email at shares.ttl@trivenigroup.com at least 10 days before the date of the AGM, so that the information may be made available at the AGM.
 17. Members are informed that in the case of joint holder(s) attending the AGM, only such joint holder which is higher in the order of names will be entitled to vote.
 18. As per Regulation 40 of the Listing Regulations, as amended, securities of listed companies can be transferred only in dematerialized form with effect from April 1, 2019, except in case of requests received for transmission or transposition of securities. In view of the above and the inherent benefits of holding shares in electronic form, we urge the members holding shares in physical form to have their shares dematerialized.
 20. Members holding shares in single name are advised to make nomination in respect of their shareholding in the Company. The Nomination Form SH-13 prescribed by the Government can be obtained, in case of shares held in physical form, from the RTA Alankit Assignments Ltd. or the Secretarial Department of the Company, and in case of shares held in demat form, from their respective Depository Participant(s).

Explanatory Statement pursuant to Section 102 of the Act in respect of the business set out under items Nos. 4 and 5 in the notice of the accompanying Notice:

Item No. 4

This explanatory statement is in terms of Regulation 36(5) of the SEBI (Listing Obligations and Disclosure Requirements) Regulations, 2015 ("SEBI Listing Regulations"), however, the same is strictly not required as per Section 102 of the Act.

The Members at the twenty-second Annual General Meeting ("AGM") of the Company held on August 9, 2017 had approved the appointment of M/s Walker Chandio & Co LLP, ("WCC"), Chartered Accountants (Firm Registration No.: 001076N/N 500013), as Statutory Auditors of the Company, to hold office till the conclusion of the ensuing twenty-seventh AGM. The tenure of the WCC will end on conclusion of this AGM.

After evaluating and considering various factors such as industry experience, competency of the audit team, efficiency in conduct of audit, independence, etc., the Board of Directors of the Company has, based on the recommendation of the Audit Committee, at its meeting held on May 13, 2022, proposed the re-appointment of M/s WCC Chartered Accountants as the Statutory Auditors of the Company, for a term of five consecutive years from the conclusion of ensuing twenty-seventh AGM till the conclusion of thirty-second AGM of the Company to be held in the year 2022, The fee for audit services for financial year 2022-23 will be Rs.36.16 lakhs plus applicable taxes and out-of-pocket and other incidental expenses in connection with the audit. The remuneration for the subsequent year(s) of their term shall be determined based on the recommendation of the Audit Committee and as approved by the Board of Directors of the Company.

Besides the audit services, the Company would also obtain certifications from the statutory auditors under various statutory regulations and certifications required by banks, statutory authorities, etc. and other permissible non-audit services as required from time to time, for which WCC will be remunerated separately on such terms as may be recommended by the Audit Committee and approved by the Board of Directors.

The Audit Committee and the Board has considered factors like vast audit experience of the firm in various segments, market standing of the firm, qualifications and experience of the partners of the firm, engagement team's experience, clientele served, sound technical knowledge, etc. and found credentials of M/s. WCC suitable to handle the statutory audit of the Company

WCC is an established CA firm incorporated since 1935 (converted into LLP in 2014) and has around 1900 professional and staff. It has 14 offices at Bengaluru, Chandigarh, Chennai, Delhi, Gurgaon, Hyderabad, Kolkata, Mumbai, Noida, Pune, Kochi, and Dehradun. WCC have consented to their appointment as Statutory Auditors and have confirmed that if appointed, their appointment will be in accordance with Section 139 read with Section 141 of the Act.

None of the Directors and Key Managerial Personnel of the Company or their relatives is, in any way, concerned or interested in the Resolution set out at Item No. 4 of the Notice for approval by the Members.

The Board of Directors commend the passing of Resolution at Item No. 4 of the Notice.

Item No.5

The Board of Directors of the Company have, on the recommendation of the Audit Committee, approved the appointment and remuneration of M/s J.H. & Associates, Cost Accountants, as Cost Auditor to conduct the audit of the cost records of the Company for the financial year ending on March 31, 2023.

In terms of the provisions of Section 148 of the Companies Act, 2013 read with Rule 14 of the Companies (Audit and Auditors) Rules, 2014, the remuneration payable to the Cost Auditor is to be ratified by the members of the Company. Accordingly, consent of the members is sought for ratification of the remuneration payable to the Cost Auditor for the financial year ending on March 31, 2023, as set out in the Resolution.

None of the Directors or Key Managerial Personnel of the Company or their relatives are concerned or interested, financially or otherwise, in this Resolution.

The Board of Directors commend the passing of Resolution at Item No.5 of the Notice.

Details of Director retiring by rotation seeking re-appointment at the 27th Annual General Meeting

Name of the Director	Mr. Arun Prabhakar Mote
Date of Birth (Age)	January 9 ,1953 (69 years)
Nationality	Indian
Qualifications	Masters Degree in Technology from the IIT - Bombay and a Masters Degree in Business Administration from the Jamnalal Bajaj Institute of Management Studies Bombay University.
Experience	Experience of around 21 years in the areas of general management practices and processes, business development, strategic planning, global business opportunities, manufacturing, engineering and administration.
Date of first appointment on the Board	November 1, 2012
Directorship held in other Companies	Triveni Energy Solutions Limited
Memberships/Chairmanships of Committees in other public companies	NotApplicable
Number of Board Meetings attended during financial year 2021-22	6 out of 6
Terms and condition of appointment Details of Remuneration	He is liable to retire by rotation and is entitled to fixed monthly pay by way of salary, perquisites and allowances and variable performance bonus on yearly basis in accordance with the applicable provisions of the Companies Act, 2013. For terms of appointment and the remuneration last drawn by him, please refer to Corporate Governance Report forming part of Annual Report for FY22.
Shareholding in the Company	Nil
Relationship with other directors and Key Managerial personnel of the Company	NotApplicable

By Order of the Board of Directors of the Company

Date: May 13, 2022
Place: Noida (U.P)

Rajiv Sawhney
Company Secretary
Membership No. A8047

Regd. Office: A-44, Hosiery Complex, Phase-II Extension, Noida 201 305 (U.P.)
Corporate Office: 8th Floor, Express Trade Towers,15-16, Sector – 16A, Noida, Uttar Pradesh - 201301
Corporate Identification Number: L29110UP1995PLC041834
Tel : 91 120 4308000; **Fax:** 91 120 4311010-11
E-mail: shares.ttl@trivenigroup.com ; **Website:** www.triveniturbines.com



Triveni Turbine Limited

Regd. Office : A-44 , Hosiery Complex , Phase II Extension , Noida - 201 305,U.P.,India

Corporate Office : Express Trade Towers , 8th Floor, 15-16, Sector 16 A , Noida 201 301,U.P.,India

Tel: +91 120 4308000 | **Fax:** +91 120 4311010-11

CIN No. L29110UP1995PLC041834

Website : www.triventurbines.com **Email :** shares.ttl@trivenigroup.com

‘TDS Instructions on Dividend Distribution’

Date: 30th July, 2022

Subject: Deduction of tax at source on Dividend pay-out for the financial year ended on 31st March, 2022

Dear Shareholder,

We hope this communique finds you safe and in good health. We are pleased to inform you that the Board of Directors at their Meeting held on 13th May, 2022 have recommended payment of final dividend of Rs. 0.85 and a Special dividend of Re 0.70 (aggregating to Re 1.55 per share) per equity share of face value of Rs. 1/- each (155% on the paid-up equity share capital) for the Financial year ended March 31, 2022, subject to approval of the shareholders at the ensuing Annual General Meeting (AGM) of the Company.

Who is eligible to receive Dividend and when it will be paid?

Record Date	August 16, 2022 Members whose names appear in the Register of Members including the list of Beneficial Owners as provided by the Depositories as on August 16, 2022.
Period when Dividend will be paid	Dividend, if approved by the Shareholders at the AGM, will be paid within 30 days of AGM. AGM of the Company is scheduled to be held on August 23, 2022.

Tax Deduction at Source (TDS) on Dividend

Shareholders may note that pursuant to the changes in the Income Tax Act,1961 (‘the Act’) as amended by the Finance Act, 2020, dividend income will be taxable in the hands of the shareholders and the Company is required to deduct tax at source (TDS) at the time of making the payment of dividend to shareholders at the prescribed rates. The tax deduction /withholding tax rate would vary depending on the residential status of the shareholder and the exemptions as enumerated in the Act subject to fulfilling the documentary requirements.

The TDS/Withholding tax provisions for both categories of shareholders viz. Resident and Non-Resident are detailed below:

I. Resident shareholders:

In respect of Resident Shareholders, tax will be deducted at source (“TDS”) under Section 194 of the Act @ 10% on the amount of dividend payable, unless exempt under any of the provisions of the Act and subject to the following conditions:

1. Valid Permanent Account Number (“PAN”) will be mandatorily required.
2. Shareholders holding shares under multiple accounts under different status/ category (e.g., Resident and Non-Resident) and single PAN, may note that, higher of the tax as applicable to the status in which shares held under a PAN will be considered on their entire holding in different accounts.
3. For Shareholders who are identified as “Specified Persons” under Sec 206AB of the Act, higher tax rate as applicable would be deducted if -
 - Shareholder has not filed the return of income for the assessment year relevant to the previous year immediately preceding the financial year in which tax is required to be deducted/ collected and where the due date for such income tax return filing has expired; and
 - Aggregate of tax deducted at source and tax collected at source is rupees fifty thousand or more for the said previous year.

For the purpose of TDS, Company will verify the status (i.e., Specified Person or not) from the Government enabled online facility and deduct TDS accordingly.

Apart from the above, specific provisions applicable to Resident-Individuals and Resident Non-Individuals are given below for ready reference.

IA. Resident Shareholders (Individual):

1. In case of Individuals, TDS would not apply if the aggregate of total dividend paid to them by the Company under folio(s) during FY 2022-23 does not exceed Rs.5,000/-.
2. Tax will not be deducted at source in cases where a shareholder provides duly signed Form 15G [Annexure 1](#) (applicable to an individual below the age of 60 years) / Form 15H [Annexure 2](#) (applicable to an individual of the age of 60 years and above), provided that the eligibility conditions are met.
3. Shareholders who are required to link Aadhaar number with PAN as required under section 139AA(2) read with Rule 114AAA, should compulsorily link the same within the timelines as specified by Government of India, failing which the PAN will become inoperative and Tax would be deducted at a higher rate under section 206AA of the Act. However, this is subject to amendments issued by the Income Tax authorities from time to time. For the purpose of verification of PAN-Aadhaar linkage, Company will verify the status from the Government enabled online facility after the expiry of cut-off date kept for submission of declaration and other forms and deduct TDS accordingly.
4. Valid PAN will be mandatorily required. However, if the PAN is not updated or is invalid or is deleted or becomes inoperative on account of non-linking with Aadhaar then the higher rate as per the Act (i.e., 20%) would apply.

IB. Resident Shareholders (Other than Individuals):

The TDS for Resident shareholders (other than individuals) along with required documents are provided in Table below:

Category of Shareholder	Tax Deduction Rate	Exemption Applicability/ Documents required
Insurance Companies	NIL	Documentary evidence that the provisions of section 194 of the Act are not applicable to them: 1. PAN 2. Registration certificate along with 3. Self-declaration given in Annexure 3
Mutual Funds	NIL	Documentary evidence to prove that the mutual fund is a mutual fund specified under clause (23D) of section 10 of the Act and is covered under Section 196 of the Act along with Self-declaration given in Annexure 3
Alternative Investment fund (AIF) established/ incorporated in India	NIL	Documentary evidence that the person is covered by Notification No. 51/2015 dated 25 June 2015 (OR) Self-declaration that its income is exempt under Section 10 (23FBA) of the Income Tax Act, 1961 and they are governed by SEBI regulations as Category I or Category II AIF along with the following documents 1. Self-attested copy of the PAN card 2. Registration certificate 3. Self-declaration given in Annexure 3
Recognised Provident Fund	NIL	Self-attested copy of a valid order from Commissioner under Rule 3 of Part A of Fourth Schedule to the Act, (OR) Self-attested valid documentary evidence (e.g., relevant copy of registration, notification, order, etc.) in support of the provident fund being established under a scheme framed under the Employees Provident Funds Act, 1952 needs to be submitted along with Self-declaration given in Annexure 3
Approved Superannuation Fund / Approved Gratuity Fund	NIL	Self-attested copy of valid approval granted by the Commissioner needs to be submitted: a. under Rule 2 of Part B of Fourth Schedule to the Act (In case of Approved Superannuation Fund) b. under Rule 2 of Part C of Fourth Schedule to the Act (In case of Approved Gratuity Fund) along with Self-declaration given in Annexure 3
National Pension Scheme	NIL	Self-attested valid documentary evidence (e.g., relevant copy of registration, notification, order, etc.) grating approval to the Scheme along with Self-declaration given in Annexure 3

Entities exempt under Section 10 of the Act	NIL	If the income is exempt under the Act, the authorized signatory shall submit the declaration given in Annexure 3 duly signed with stamp affixed for the purpose of claiming exemption from TDS (only such entities as are provided in Circular No.18 of 2017 issued by the Central Board of Direct Taxes)
Corporation established by or under a Central Act/ State Act which is, under any law for the time being in force, exempt from income tax on its income including entities in which such corporations are the beneficial shareholders	NIL	Documentary evidence that the person is covered under section 196 of the Act along with self-declaration given in Annexure 3 .
Order under section 197 of the Act	Rate provided in the order	Lower/NIL withholding tax certificate obtained from Income Tax authorities.
Benefit under Rule 37BA	Rates based on the status of the beneficial owners	In case where shares are held by Clearing Member/ intermediaries/ stock brokers and TDS is to be applied by the Company in the PAN of the beneficial shareholders, then intermediaries/ stock brokers and beneficial shareholders will have to provide a declaration given in Annexure 4 along with Appendix A .
Other resident shareholders without PAN/Invalid PAN/ Deleted PAN/ noncompliance of Section 206AB	20%	

II. Non-resident Shareholders

In respect of Non-Resident Shareholders, Tax will be deducted at source (“TDS”) under Section 195 and Section 196D of the Act @ 20% (plus applicable surcharge and cess) on the amount of dividend payable unless exempt under the provisions of the Act as given below:

Category of Shareholder	Tax Deduction Rate	Exemption Applicability/ Documents required
Any non-resident shareholder (including Foreign Institutional Investors, Foreign Portfolio Investors (FII, FPI))	20% (plus applicable surcharge and cess) or Tax Treaty rate, whichever is lower	As per Section 90 of the Act, a non-resident shareholder has an option to be governed by the provisions of the Double Taxation Avoidance Agreement (“DTAA”) between India and the country of tax residence of the shareholder, if such DTAA provisions are more beneficial to such shareholder. To avail the DTAA benefits, the non-resident shareholder will have to compulsorily provide the following documents: <ul style="list-style-type: none"> a. Copy of Permanent Account Number (PAN), if available. b. Self-attested copy of Tax Residency Certificate (‘TRC’) issued by the revenue authorities of the

		<p>country of which shareholder is tax resident, evidencing and certifying shareholder's tax residency status during FY 2022-23.</p> <p>c. Completed and duly signed Self-Declaration in Form 10F (Annexure 5).</p> <p>d. Self-declaration of having no taxable presence, fixed base or permanent establishment in India in accordance with the applicable Tax Treaty and Beneficial ownership by the non-resident shareholder (Annexure 6).</p> <p>As per Circular No.3/2022 dated 16-07-2022 issued by the Central Board of Direct Taxes, Form 10F has been mandated to be filed electronically.</p> <p>Application of beneficial DTAA rate shall depend upon the completeness and satisfactory review by the Company of the documents submitted by the Non-Resident shareholders. The Company will apply its sole discretion and is not obligated to apply the beneficial DTAA rates for tax deduction on dividend payable to shareholders.</p> <p>TDS shall be recovered at 20% (plus applicable surcharge and cess) if any of the above-mentioned documents are not provided.</p>
Submitting Order under section 195(3) /197 of the Act	Rate provided in the Order	Lower/NIL withholding tax certificate obtained from Income Tax authorities.

Note:

1. Shareholders holding shares under multiple accounts under different status/ category (eg. Resident and Non-Resident) and single PAN, may note that, higher of the tax as applicable to the status in which shares held under a PAN will be considered on their entire holding in different accounts.

2. For Shareholders who are identified as "Specified Persons" under Sec 206AB of the Act, higher tax rate as applicable would be deducted if

- Shareholder has not filed the return of income for the assessment year relevant to the previous year immediately preceding the financial year in which tax is required to be deducted/ collected and where the due date for such income tax return filing has expired; and
- Aggregate of tax deducted at source and tax collected at source is rupees fifty thousand or more for the said previous year.

For the purpose of TDS, Company will verify the status (i.e., Specified Person or not) from the Government enabled online facility and deduct TDS accordingly. It may be noted that as per section 206AB, the specified persons shall not include a non-resident who does not have a permanent establishment in India.

Annexures:

To view / download Annexure 1 - Form 15G [click here](#) and Annexure 2 Form 15H [click here](#).

To view / download Annexure 3 - Resident Tax Declaration [click here](#).

To view / download Annexure 4 – Rule 37BA declaration [click here](#) and appendix A [click here](#).

To view / download Annexure 5 - Form 10F [click here](#).

To view / download Annexure 6 - Letter Foreign Company has no PE in India and Self declaration owner [click here](#).

Submission of Declarations and other Documents:

Kindly note that the aforementioned documents should be uploaded with KFin Technologies Limited ("KFin") at <https://ris.kfintech.com/form15> or emailed to einward.ris@kfintech.com. You can also email the same to shares.ttl@trivenigroup.com

Kindly note that no communication/documents on the tax determination / deduction shall be considered post 5.00 PM (IST) of August 09, 2022.

It may be further noted that in case the tax on said Dividend is deducted at a higher rate in the absence of receipt of the aforementioned details/documents from you or on application of provisions of Section 206AB or on account of PAN being treated as inoperative as the PAN is not linked with Aadhaar (in case of individuals), there would still be an option available with you to file the return of income and claim an appropriate refund, if eligible.

No claim shall lie against the Company for such taxes deducted.

In the event of any income tax demand (including interest, penalty, etc.) arising from any misrepresentation, inaccuracy or omission of information provided / to be provided by the Shareholder(s), such Shareholder(s) will be responsible to indemnify the Company and also, provide the Company with all information / documents and co-operation in any appellate proceedings.

Pursuant to the General Circular No. 20/2020 dated 5th May 2020 issued by Ministry of Corporate Affairs, the dividend will be paid electronically in the Members bank accounts, whose mandate are available with the Company/RTA.

Updation of PAN, Email ID, Mobile, Bank and other details

Members are requested to verify/update their PAN, Email address for communication, Mobile number, Bank details etc.

- For Shares held in Demat form - with the Depository Participants
- For Shares held in Physical form - with the Company and Alankit Assignments Limited (Alankit) through email to rita@alankit.com or shares.ttl@trivenigroup.com along with supporting documents. For shares held in physical form, shareholders will have to submit a scanned copy of Form ISR-1, duly filled up and signed by all the shareholders, along with a cancelled cheque leaf bearing the name of the shareholder and bank account details and a copy of the PAN card, Aadhar Card, duly self-attested, with Alankit. This will facilitate receipt of dividend directly into the bank account of such shareholder. In case the cancelled cheque leaf does not bear the shareholder's name, please attach a copy of the bank pass-book statement, duly self-attested.

Shareholders, whose valid PAN is updated, will be able to see the credit of TDS in Form 26AS, which can be downloaded from their e-filing account at <https://www.incometax.gov.in/iec/foportal/>

We request your cooperation in this regard.

Stay safe and healthy.

Thanking you,

For **Triveni Turbine Limited**

Company Secretary

Encl.: as above

Disclaimer: This communication shall not be treated as an advice from the Company. Shareholders should obtain the tax advice related to their tax matters from a tax professional.

Name of the Company	Dp. Id – Client Id/ Folio No.
Triveni Turbine Limited	

INCOME-TAX RULES, 1962

FORM NO. 15G

[See section 197A(1), 197A(1A) and rule 29C]

Declaration under section 197A(1) and section 197A(1A) to be made by an individual or a person (not being a company or firm) claiming certain incomes without deduction of tax

PART I

1. Name of Assessee (Declarant)		2. PAN of the Assessee ¹		
3. Status ²	4. Previous year (P.Y.) ³ FY 2022-23		5. Residential Status ⁴ Resident Individual	
6. Flat/Door/Block No.	7. Name of Premises	8. Road/Street/Lane	9. Area/Locality	
10. Town/City/District	11. State	12. PIN	13. Email	
14. Telephone No. (with STD Code) and Mobile No.	15. (a) Whether assessed to tax under the Income-tax Act, 1961 ⁵ (b) If yes, latest assessment year for which assessed			
		Yes	No	
		<input type="checkbox"/>	<input type="checkbox"/>	
16. Estimated income for which this declaration is made		17. Estimated total income of the P.Y. in which income mentioned in column 16 to be included ⁶		
18. Details of Form No.15G other than this form filed during the previous year, if any ⁷				
Total No. of Form No.15G filed		Aggregate amount of income for which Form No.15G filed		
19. Details of income for which the declaration is filed				
Sl. No.	Identification number of relevant investment/account, etc ⁸	Nature of income	Section under which tax is deductible	Amount of income

.....
Signature of the Declarant⁹

Declaration/Verification¹⁰

*I/We.....do hereby declare that to the best of *my /our knowledge and belief what is stated above is correct, complete and is truly stated. *I/We declare that the incomes referred to in this form are not includible in the total income of any other person under sections 60 to 64 of the Income-tax Act, 1961. *I/We further declare that the tax *on my/our estimated total income including *income/incomes referred to in column 16 *and aggregate amount of *income/incomes referred to in column 18 computed in accordance with the provisions of the Income-tax Act,1961, for the previous year ending on 31-MAR-2023, relevant to the assessment year 2023-2024.will be *nil*. *I/We also declare that *my/our *income/incomes referred to in column 16 *and the aggregate amount of *income/incomes referred to in column 18 for the previous year ending on 31-MAR-2023, relevant to the assessment year 2023-2024 will not exceed the maximum amount which is not charge-able to income-tax.

Place:

.....

Date:.....

*Signature of the Declarant*⁹

1. Substituted by IT (Fourteenth Amdt.) Rules 2015, w.e.f. **1-10-2015**. Earlier Form No.15G was inserted by the IT (Fifth Amdt.)Rules, 1982, w.e.f. 21-6-1982 and later on amended by the IT (Fifth Amdt.) Rules, 1989, w.r.e.f. 1-4-1988, IT (Fourteenth Amdt.) Rules, 1990, w.e.f. 20-11-1990 and IT (Twelfth Amdt.) Rules, 2002, w.e.f. 21-6-2002 and substituted by the IT (Eighth Amdt.) Rules, 2003, w.e.f. 9-6-2003 and IT (Second Amdt.)Rules, 2013, w.e.f. 19-2-2013.

PART II

[To be filled by the person responsible for paying the income referred to in column 16 of Part I]

1. Name of the person responsible for paying		2. Unique Identification No. ¹¹	
3. PAN of the person responsible for paying	4. Complete Address	5. TAN of the person responsible for paying	
6. Email	7. Telephone No. (with STD Code) and Mobile No.	8. Amount of income paid ¹²	
9. Date on which Declaration is received (DD/MM/YYYY)		10. Date on which the income has been paid/credited (DD/MM/YYYY)	

Place:

Date: *Signature of the person responsible for paying the income referred to in column 16 of Part I*

*Delete whichever is not applicable.

¹As per provisions of section 206AA(2), the declaration under section 197A(1) or 197A(1A) shall be invalid if the declarant fails to furnish his valid Permanent Account Number (PAN).

²Declaration can be furnished by an individual under section 197 A (1) and a person (other than a company or a firm) under section 197A(1A).

³The financial year to which the income pertains.

⁴Please mention the residential status as per the provisions of section 6 of the Income-tax Act, 1961.

⁵Please mention "Yes" if assessed to tax under the provisions of Income-tax Act, 1961 for any of the assessment year out of six assessment years preceding the year in which the declaration is filed.

⁶Please mention the amount of estimated total income of the previous year for which the declaration is filed including the amount of income for which this declaration is made.

⁷In case any declaration(s) in Form No.15G is filed before filing this declaration during the previous year, mention the total number of such Form No.15G filed alongwith the aggregate amount of income for which said declaration(s) have been filed.

⁸Mention the distinctive number of shares, account number of term deposit, recurring deposit, National Savings Schemes, life insurance policy number, employee code, etc.

⁹Indicate the capacity in which the declaration is furnished on behalf of a HUF, AOP, etc.

¹⁰Before signing the declaration/verification, the declarant should satisfy himself that the information furnished in this form is true, correct and complete in all respects. Any person making a false statement in the declaration shall be liable to prosecution under section 277 of the Income-tax Act, 1961 and on conviction be punishable-

- (i) in a case where tax sought to be evaded exceeds twenty-five lakh rupees, with rigorous imprisonment which shall not be less than six months but which may extend to seven years and with fine;
- (ii) in any other case, with rigorous imprisonment which shall not be less than three months but which may extend to two years and with fine.

¹¹The person responsible for paying the income referred to in column 16 of Part I shall allot a unique identification number to all the Form No. 15G received by him during a quarter of the financial year and report this reference number along with the particulars prescribed in rule 31A(4)(vii) of the Income-tax Rules, 1962 in the TDS statement furnished for the same quarter. In case the person has also received Form No. 15H during the same quarter, please allot separate series of serial number for Form No. 15G and Form No. 15H.

¹²The person responsible for paying the income referred to in column 16 of Part I shall not accept the declaration where the amount of income of the nature referred to in sub-section (1) or sub-section (1A) of section 197A or the aggregate of the amounts of such income credited or paid or likely to be credited or paid during the previous year in which such income is to be included exceeds the maximum amount which is not chargeable to tax. For deciding the eligibility, he is required to verify income or the aggregate amount of incomes, as the case may be, reported by the declarant in columns 16 and 18.

Name of the Company	Dp. Id – Client Id/ Folio No.
Triveni Turbine Limited	

¹FORM NO. 15H

[See section 197A(1C) and rule 29C]

Declaration under section 197A(1C) to be made by an individual who is of the age of sixty years or more claiming certain incomes without deduction of tax.

PART I

1. Name of Assessee (Declarant)		2. Permanent Account Number or Aadhaar Number of the Assessee ¹		3. Date of Birth ² (DD/MM/YYYY)	
4. Previous year(P.Y.) ³ (for which declaration is being made)		5. Flat/Door/Block No.		6. Name of Premises	
FY 2022-23					
7. Road/Street/Lane		8. Area/Locality		9. Town/City/District	
10. State					
11. PIN	12. Email		13. Telephone No. (with STD Code) and Mobile No.		
14 (a) Whether assessed to tax ⁴ :				Yes	No
(b) If yes, latest assessment year for which assessed					
15. Estimated income for which this declaration is made					
16. Estimated total income of the P.Y. in which income mentioned in column 15 to be included ⁵					
17. Details of Form No.15H other than this form filed for the previous year, if any ⁶					
Total No. of Form No.15H filed		Aggregate amount of income for which Form No.15H filed			
18. Details of income for which the declaration is filed					
Sl. No.	Identification number of relevant investment/account, etc. ⁷	Nature of income	Section under which tax is deductible	Amount of income	

Signature of the Declarant

1. Substituted by the IT (Fourteenth Amdt.) Rules, 2015, w.e.f. **1-10-2015**. Earlier Form No. 15H was amended by the IT (Fifth Amdt.) Rules, 1982, w.e.f. 21-6-1982, IT (Fifth Amdt.) Rules, 1989, w.r.e.f. 1-4-1988, IT (Fourteenth Amdt.) Rules, 1990, w.e.f. 20-11-1990, IT (Twelfth Amdt.) Rules, 1992, w.e.f. 1-6-1992, IT (Seventh Amdt.) Rules, 1995, w.e.f. 1-7-1995, IT (Thirty-second Amdt.) Rules, 1999, w.e.f. 19-11-1999, IT (Twelfth Amdt.) Rules, 2002, w.e.f. 21-6-2002, IT (Eighth Amdt.) Rules, 2003, w.e.f. 9-6-2003, IT (Fourteenth Amdt.) Rules, 2003, w.e.f. 1-8-2003 and IT (Second Amdt.) Rules, 2013, w.e.f. 19-2-2013.

Declaration/Verification⁸

I do hereby declare that I am resident in India within the meaning of section 6 of the Income-tax Act, 1961. I also hereby declare that to the best of my knowledge and belief what is stated above is correct, complete and is truly stated and that the incomes referred to in this form are not includible in the total income of any other person under sections 60 to 64 of the Income-tax Act, 1961. I further declare that the tax on my estimated total income including *income/incomes referred to in column 15 *and aggregate amount of *income/incomes referred to in column 17 computed in accordance with the provisions of the Income-tax Act, 1961, for the previous year ending on 31-MAR-2023 relevant to the assessment year 2023-2024 will be *nil*.



Place:

Date :

Signature of the Declarant Signature

PART II

[To be filled by the person responsible for paying the income referred to in column 15 of Part I]

1. Name of the person responsible for paying		2. Unique Identification No. ⁹	
3. Permanent Account Number or Aadhaar Number of the person responsible for paying	4. Complete Address		5. TAN of the person responsible for paying
6. Email	7. Telephone No. (with STD Code) and Mobile No.	8. Amount of income paid ¹⁰	
9. Date on which Declaration is received (DD/MM/YYYY)		10. Date on which the income has been paid/credited (DD/MM/YYYY)	

Place:

Date: *Signature of the person responsible for paying the income referred to in column 15 of Part I*

*Delete whichever is not applicable.

1. As per provisions of section 206AA(2), the declaration under section 197A(1C) shall be invalid if the declarant fails to furnish his valid Permanent Account Number or Aadhaar Number.

2. Declaration can be furnished by a resident individual who is of the age of 60 years or more at any time during the previous year.

3. The financial year to which the income pertains.

4. Please mention “Yes” if assessed to tax under the provisions of Income-tax Act, 1961 for any of the assessment year out of six assessment years preceding the year in which the declaration is filed.

5. Please mention the amount of estimated total income of the previous year for which the declaration is filed including the amount of income for which this declaration is made.

6. In case any declaration(s) in Form No. 15H is filed before filing this declaration during the previous year, mention the total number of such Form No. 15H filed along with the aggregate amount of income for which said declaration(s) have been filed.

7. Mention the distinctive number of shares, account number of term deposit, recurring deposit, National Savings Schemes, life insurance policy number, employee code, etc.

8. Before signing the declaration/verification, the declarant should satisfy himself that the information furnished in this form is true, correct and complete in all respects. Any person making a false statement in the declaration shall be liable to prosecution under section 277 of the Income-tax Act, 1961 and on conviction be punishable—

- (i) in a case where tax sought to be evaded exceeds twenty-five lakh rupees, with rigorous imprisonment which shall not be less than six months but which may extend to seven years and with fine;
- (ii) in any other case, with rigorous imprisonment which shall not be less than three months but which may extend to two years and with fine.

9. The person responsible for paying the income referred to in column 15 of Part I shall allot a unique identification number to all the Form No. 15H received by him during a quarter of the financial year and report this reference number along with the particulars prescribed in rule 31A(4)(vii) of the Income-tax Rules, 1962 in the TDS statement furnished for the same quarter. In case the person has also received Form No.15G during the same quarter, please allot separate series of serial number for Form No.15H and Form No.15G.

10. The person responsible for paying the income referred to in column 15 of Part I shall not accept the declaration where the amount of income of the nature referred to in section 197A(1C) or the aggregate of the amounts of such income credited or paid or likely to be credited or paid during the previous year in which such income is to be included exceeds the maximum amount which is not chargeable to tax after allowing for deduction(s) under Chapter VI-A, if any, or set off of loss, if any, under the head “income from house property” for which the declarant is eligible. For deciding the eligibility, he is required to verify income or the aggregate amount of incomes, as the case may be, reported by the declarant in columns 15 and 17.

¹*[Provided that such person shall accept the declaration in a case where income of the assessee, who is eligible for rebate of income-tax under section 87A, is higher than the income for which declaration can be accepted as per this note, but his tax liability shall be nil after taking into account the rebate available to him under the said section 87A.]*

1. Inserted by Income-tax (4th Amendment) Rules, 2019, w.e.f. **22-5-2019**.

Date:

To

Triveni Turbine Limited

Corporate Office: 8th Floor, Express Trade Towers, 15-16, Sector 16A,

Noida – 201301, Uttar Pradesh

India

Subject: Declaration regarding Category and Beneficial Ownership of shares

Ref: PAN – Mention PAN of Shareholder

Folio Number / DP ID/ Client ID – Mention all the account details

With reference to the captioned subject, and in relation to the appropriate withholding of taxes on the Dividend payable to me / us by **Triveni Turbine Limited** (the Company), I / We hereby declare as under:

1. We, **Full name of the shareholder** _____, holding share/shares of the Company as on the record date, hereby declare that I am /we are tax resident of India for the period April 2022-March 2023 (Indian Fiscal Year).

2. We hereby declare that (Select Applicable)

We are **Insurance Company** and are the beneficial owner of the share/shares held in the Company; and we are submitting self-attested copy of PAN Card.

We are **Mutual Fund** specified in Section 10(23D) of the Income Tax Act, 1961 and are the beneficial owner of the share/shares held in the Company; and we are submitting self-attested copy of PAN Card and registration certificate.

We are **Alternative Investment fund** established in India and are the beneficial owner of the share/shares held in the Company; and our income is exempt under Section 10(23FBA) of the Act and are governed by SEBI regulations as Category I or Category II AIF; and we are submitting self-attested copy of the PAN card and registration certificate.

We are **category of the entity** and are the beneficial owner of the share/shares held in the Company; and are not subject to withholding tax under section 196 of the Income Tax Act; and we are submitting self-attested copy of the documentary evidence supporting the exemption status along with self-attested copy of PAN card.

We are **(Recognised Provident Fund/Approved Superannuation Fund/Approved Gratuity Fund/National Pension Scheme / any other entity, which is entitled to exemption from tax deduction at source in terms of Circular No.18 dated May 29, 2017 issued by the Central Board of Direct Taxes, Ministry of Finance, Government of India** and are the beneficial owner of the share/shares held in the Company. We are submitting self-attested copy of the documentary evidence supporting the exemption status (e.g. relevant copy of registration, notification, order, etc.) along with self-attested copy of PAN card.

3. I/ We further indemnify the Company for any penal consequences arising out of any acts of commission or omission initiated by the Company by relying on my/ our above averment.
4. I/We hereby confirm that the above declaration should be considered to be applicable for all the shares held in the Company under PAN/ accounts declared in the form.

Thanking you.
Yours faithfully,
For Nam

e of the shareholder
<<insert signature>>
Authorized Signatory -

DECLARATION

Under Rule 37BA(2) of the Income-tax Rules, 1962

Date:

To

Triveni Turbine Limited

Corporate Office: 8th Floor, Express Trade Towers, 15-16, Sector 16A,

Noida – 201301, Uttar Pradesh

India

Dear Sir,

In accordance with the Rule 37BA(2) of the Income-tax Rules, 1962 on credit for tax deducted at source, in cases where under any provisions of the Income-tax Act, 1961, the whole or part of the income on which tax deducted at source is assessable in the hands of a person other than the deductee, credit for whole or any part of the tax deducted at source, shall be given to the other person and not to the deductee, provided the deductee files a declaration with the deductor.

Accordingly, I, _____, Compliance Officer of _____, Member of Stock Exchange and Register with SEBI as Member having registered office at _____, hereby declare as follows:

1. _____ having Income Tax PAN _____ are holding _____ **shares** of Triveni Turbine Limited as on the record date i.e., <<>>.
2. The shares received by us in Pool Account (**Client Unpaid Securities Account**) are held by us in the Demat account, the details of which is as under:

Demat Account	DP Name	DP ID	Client ID	Sub Type of Demat Account
NSDL/ CDSL				CM - Pool Account

REASONS FOR GIVING CREDIT TO BENEFICIARY SHAREHOLDERS OF MARGIN ACCOUNT –

3. The _____ equity shares of Triveni Turbine Limited are held by _____, a SEBI Register Member and having SEBI Registration No _____ under separate Client Unpaid Securities Accounts (CUSA) as per Exchange / SEBI Circular as clients have not paid for the purchases of shares.
4. For the transactions entered before the book closure, the shares are held by _____ in their CUSA Account mentioned above and these shares will be subsequently transferred to the beneficiary members by _____.
5. As _____ is not the beneficial owner of the shares held by us in Demat Account, dividend income which will be received by us, would be transferred to the beneficiary shareholders and accordingly the respective beneficiary shareholders will be reporting this dividend income in their Income-tax Return of Income for AY 2023-24.

6. It is hereby requested to the Company to provide the credit of tax deducted at source on the dividend payouts by the Company, to the list of shareholders enclosed as **Appendix A**.

We hereby confirm that the above information is true to the best of our knowledge and belief. In case of any change in the facts stated above, we will inform the Company immediately.

I, _____, **Compliance Officer** of _____, Member of Stock Exchange undertakes to provide any further documentation or information as the Company may request.

Any liability arising on account of misrepresentation of facts by us in the above declaration would be indemnified by us.

For _____

Signature

(Name)

Compliance Officer

Date:

Place:

Notes:The Company will consider the information as available with the depositories (NSDL/CDSL) or by the Registrar and Share Transfer Agent as on the record date. We request you to kindly verify the correctness of the records and for any changes to update the same with your depository participant (if you hold shares in dematerialized mode) or the Registrar and Share Transfer Agent (if you hold shares in physical mode). In case of mismatch of any data as declared above with the Depositories/Registrar & Share Transfer Agent, the company will not consider the above declaration for further processing.

FORM NO. 10F


[See sub-rule (1) of rule 21AB]

**Information to be provided under sub-section (5) of section 90 or
sub-section (5) of section 90A of the Income-tax Act, 1961**

I *son/daughter of Shri..... in the capacity of (designation) do provide the following information, relevant to the previous year 2022-23 (Indian financial year) *in my case/in the case of..... for the purposes of sub-section (5) of *section 90/section 90A:-

<i>Sl.No .</i>	<i>Nature of information</i>	<i>:</i>	<i>Details #</i>
(i)	Status (individual, company, firm etc.) of the assessee	:	
(ii)	Permanent Account Number or Aadhaar Number of the assessee if allotted	:	
(iii)	Nationality (in the case of an individual) or Country or specified territory of incorporation or registration (in the case of others)	:	
(iv)	Assessee's tax identification number in the country or specified territory of residence and if there is no such number, then, a unique number on the basis of which the person is identified by the Government of the country or the specified territory of which the assessee claims to be a resident	:	
(v)	Period for which the residential status as mentioned in the certificate referred to in sub-section (4) of section 90 or sub-section (4) of section 90A is applicable	:	
(vi)	Address of the assessee in the country or territory outside India during the period for which the certificate, mentioned in (v) above, is applicable	:	

2. I have obtained a certificate referred to in sub-section (4) of section 90 or sub-section (4) of section 90A from the Government of (name of country or specified territory outside India)

Signature: 

.....

Name:

Address:

Permanent Account Number or Aadhaar Number

Verification

..... I . do hereby declare that to the best of my knowledge and belief

what is stated above is correct, complete and is truly stated.

Verified today the day of

Signature of the person providing the information

Place:

Notes :

1. *Delete whichever is not applicable.
2. #Write N.A. if the relevant information forms part of the certificate referred to in sub-section (4) of section 90 or sub-section (4) of section 90A.

Date:

To

Triveni Turbine Limited

Corporate Office: 8th Floor, Express Trade Towers, 15-16, Sector 16A,

Noida – 201301, Uttar Pradesh

India

Subject: Declaration regarding Tax Residency and Beneficial Ownership of shares

Ref: PAN – Mention PAN of Shareholder

Folio Number / DP ID/ Client ID – Mention all the account details

With reference to the captioned subject, and in relation to the appropriate withholding of taxes on the Dividend payable to me / us by **Triveni Turbine Limited** (the Company), I / We hereby declare as under:

1. I / We, Full name of the shareholder _____, holding share/shares of the Company as on the record date, hereby declare that I am /we are tax resident of country name for the period April 2022-March 2023 (Indian Fiscal Year) as per tax treaty between India and country name (hereinafter referred to as ‘said tax treaty’).
2. I / We hereby declare that, I am /we are the beneficial owner of the share/shares held in the Company as well as the dividend arising from such shareholding and I/ we have the right to use and enjoy the dividend received/ receivable from the above shares and such right is not constrained by any contractual and/ or legal obligation to pass on such dividend to another person.
3. I/We confirm that I/We are entitled to claim the benefits under the Treaty as modified by the multilateral convention to implement tax treaty related measures to prevent base erosion and profit shifting (MLI) including but not limited to the Principal Purpose Test (PPT), limitation of benefit clause (LOB), etc. as applicable.
4. I/We confirm that I/We are the beneficial owners of the shares in the Company and have held the shares for a period of holding period days prior to the dividend payment date.
5. I/We hereby furnish a copy of valid Tax Residency Certificate dated _____ having Tax Identification number _____ issued by _____ along with a copy of Form 10F duly filled and signed for the period April 2022-March 2023.

6. I/We further declare that I/we do not have and will not have any taxable presence, fixed base or Permanent Establishment in India as per the said tax treaty during the period April 2022-March 2023.
7. I declare that, being individual, my aggregate presence in India for the period of April 2022– March 2023 does not exceed 120 days.
8. I/ We further indemnify the Company for any penal consequences arising out of any acts of commission or omission initiated by the Company by relying on my/ our above averment.
9. I/We hereby confirm that the above declaration should be considered to be applicable for all the shares held in the Company under PAN/ accounts declared in the form.

Thanking you.

Yours faithfully,

For Name of the shareholder

<<insert signature>>

Authorized Signatory - Name and designation

Contact address: _____ [Please insert]




Email address: _____ [Please insert]

Contact Number: _____ [Please insert]

Tax Identification Number _____ [Please insert]

Note: Kindly strikethrough whichever is not applicable

INNOVATING TOWARDS A SUSTAINABLE FUTURE.



ANNUAL
REPORT
21 22



TABLE OF CONTENTS

01

A Business Built on Sustainable Foundation

08

Propelling Sustainable Development Through Our Strategic Priorities

18

Key Performance Highlights

20

Message from the Chairman

22

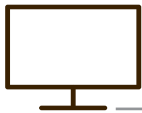
Q&A with Vice Chairman & Managing Director

26 **Statutory Reports**

Management Discussion and Analysis	26
Corporate Social Responsibility	43
Financial Review	44
Risk Management	47
Directors' Report	48
Corporate Governance Report	56
Business Responsibility Report	86

95 **Financial Statements**

Standalone Financials	95
Consolidated Financials	168



To view this report online, please visit: www.triveniturbines.com

Forward-looking statement

This report contains forward-looking statements, which may be identified by their use of words like 'plans', 'expects', 'will', 'anticipates', 'believes', 'intends', 'projects', 'estimates' or other words of similar meaning. All statements that address expectations or projections about the future, including but not limited to statements about the Company's strategy for growth, product development, market position, expenditures and financial results, are forward-looking statements. Forward-looking statements are based on certain assumptions and expectations of future events. The Company cannot guarantee that these assumptions and expectations are accurate or will be realised. The Company's actual results, performance or achievements could thus differ materially from those projected in any such forward-looking statements.

A BUSINESS BUILT ON SUSTAINABLE FOUNDATION

50 Years

Of designing, manufacturing & supplying industrial steam turbines

One of the leading

Manufacturers of industrial steam turbines in >5 to 30 MW range globally*

Market Leader

In industrial steam turbines up to 30 MW in India

Enhancing addressable market

Now independently approaching the 30.1-100 MW segment globally

5,000+

Steam turbines installed globally

13+GW

Power generation capacity

> 75

Countries of presence

20+

Industries served



Triveni Turbine Limited (TTL) provides innovative, robust, reliable, cost-effective and efficient end-to-end industrial steam turbine solutions for power generation and for Combined Heat and Power (CHP) generation applications, catering to the needs of the global customers across diverse industrial segments and for power plants run by Independent Power Producers (IPP). The Company has been among the leading manufacturers of industrial steam turbines in >5 to 30 MW range globally* for many years and following the termination of the Joint Venture (JV) agreement with respect to its JV Company Triveni Energy Solutions Limited (TESL) (Formerly known as GE Triveni Limited)# is now independently approaching the 30.1-100 MW segment globally, thus catering to the entire range from 0.1-100 MW on a worldwide basis.

*Source: As per McCoy Reports

#Please see disclosure to stock exchanges on September 6, 2021 for more details.

<https://www.triveniturbines.com/sites/default/files/uploads/investor/Execution-of-Settlement-agreement.pdf>

OUR BUSINESS MODEL

Our business model is structured around the customer-centric competitive edge we have developed through continuous investments in our innovation capabilities, manufacturing capacities, product portfolio, sales and marketing abilities, high-quality sourcing, excellence in engineering and strong aftermarket network.

Customer Centricity



- Experienced and reliable partner with proven expertise
- Close engagement with customers helps gauge their evolving needs and aspirations
- Complete range of high-quality and optimal steam turbine service solutions benchmarked to global standards

Innovation Strength



- Strong Research & Development (R&D) capabilities to innovate new products and solutions designed to meet our customer needs
- Focus on Artificial Intelligence (AI) and Internet of Things (IoT)
- Cutting edge technology deployment for continuous product development
- Working on Intellectual Property (IP) protected pioneering technological developments for new products and components

Sales & Marketing Efficiency



- Extensive Sales & Marketing network, comprising in-house team and hired agents
- Work closely through the years to ensure uninterrupted execution of projects around the globe
- Delivery of our path-breaking products and solutions to customers in timely and speedy manner



Engineering Excellence



- Expert teams to drive precision excellence across the value chain
- Taking products and solutions to customers across borders, sectors, applications and niche needs
- Efficient delivery with maximum uptime and no delay

Sustainable Sourcing



- 'Responsible Sourcing' programme for all vendors to upgrade their units from "Standard" to "World-Class" level
- Strict standards and code of conduct for suppliers to ensure quality raw material

Manufacturing Prowess



- Strong focus on quality across manufacturing systems and processes
- World-class manufacturing facilities with best-in-class machinery and equipment
- Strategically located in Bengaluru (India)
- Flexible, sustainable, lean and efficient manufacturing operations
- Designed for diverse and complex processes and for scale

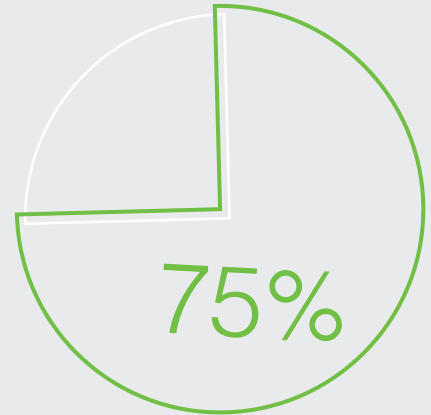
Aftermarket Strength



- Delivering to customer needs across applications, sectors and geographies, as well as different brands of turbines
- Spares, services and refurbishment offerings to support customers through the steam turbine value chain across industrial and utility power segments
- Network of global representative offices manned by experienced and qualified engineers to meet the aftermarket requirements of customers for our own brand and other brands

Nearly 75%* of Triveni Turbine Limited's (TTL's) business currently comes from non-fossil or renewable energy.

*% of order booking in FY 22



This underscores the powerful ethos of sustainability imbued in the Company. As a future-centric organisation, TTL is powering a sustainable journey across industries and sectors, with its innovative products and solutions.

At TTL, we have defined our strategic priorities towards meeting the development needs of the present, while securing the future for the coming generations.

04

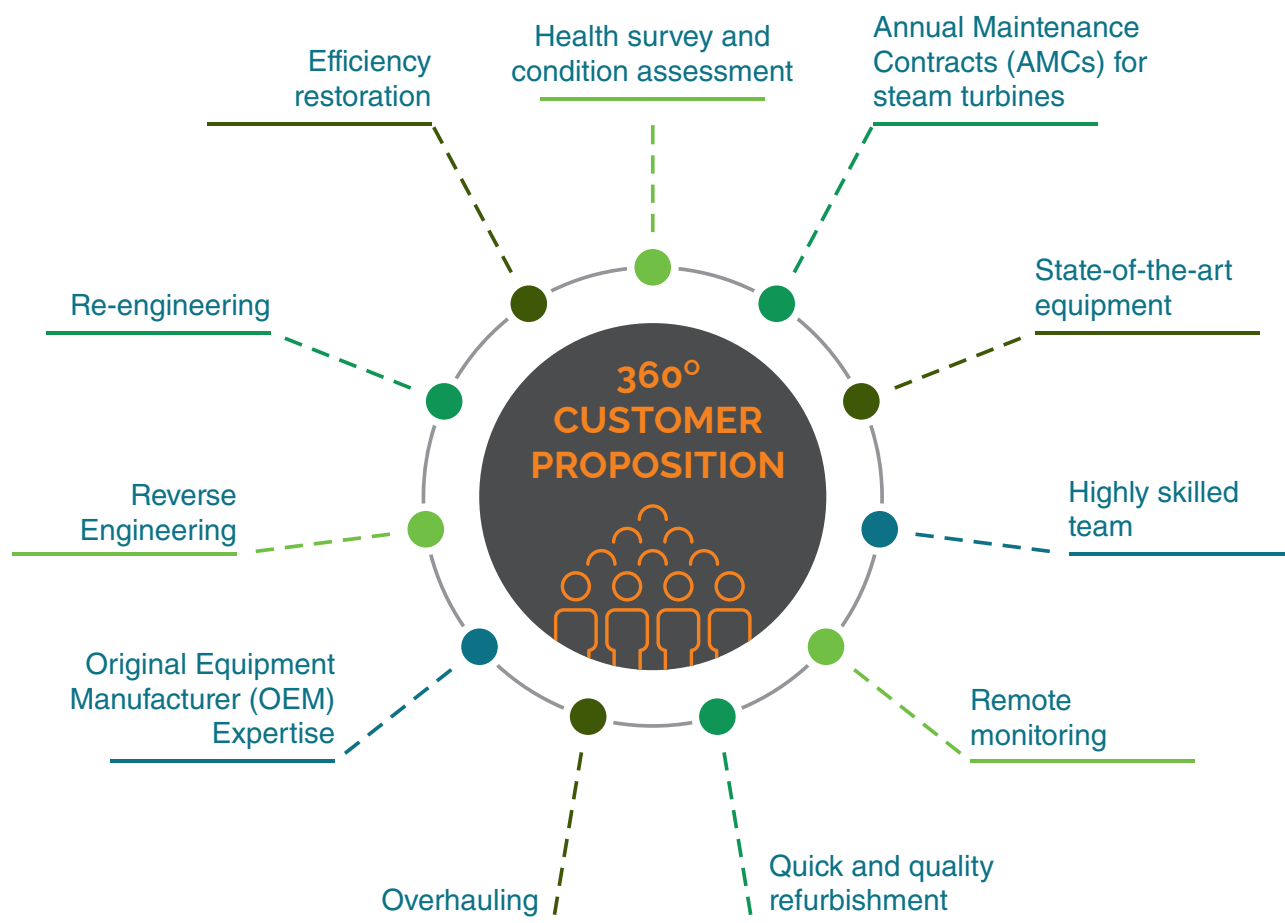
Our business philosophy is steered by the mission to provide cost and energy-efficient and environment-friendly solutions to our clients across the globe.

Our sustainability-led efforts are manifested in our investments in continuous R&D in alternate energy solutions.

Substantial contribution from renewable energy such as biomass, Waste to Energy (WtE), Waste Heat Recovery (WHR) which are utilised for power generation and heating applications.

We continue to collaborate with globally-renowned research institutions for building turbines with higher efficiency and for product innovation to meet the global market challenges in energy efficiency.

Our innovative approach is designed to position TTL to be future-ready in terms of the emerging global energy scenario. It equips us to deliver product and service solutions crafted to global sustainability needs of tomorrow. And we remain committed to pre-empting those needs and delivering proactively on them!



The strength of our customer service proposition is manifest in our customised service solutions, high repeat orders, customer retention, new customer additions and total customer satisfaction.

OUR PROGRESSIVE JOURNEY OF FY 22

7

New products launched

4

New geographies added

136

New orders booked for products

₹11,836 million

Highest ever annual order booking; 84% growth over FY 21

316 filed, 220 granted

Total IP (Intellectual Property) rights (as on March 31, 2022)

In FY 22:

The Board of Directors approved Capital Expenditure (CAPEX) plan of ₹ 350 million towards an additional bay at the Sompura facility to steer capacity enhancement. The facility will be largely catering to testing & assembling, and to meet the need for higher throughput anticipated in the coming years. With this expansion, the Company's capacity is expected to increase from 150-180 machines to 200-250 machines per annum.

The Company acquired 70% equity shares of TSE Engineering Pvt. Ltd. (TSE) for closer proximity to customers in South African Development Community (SADC) region and for enabling the growth of the multi-brand aftermarket business in the region.

EXTENSIVE PRODUCT PORTFOLIO

- Well-balanced and diversified product range of up to 100 MW
- Designed for wide range of pressure and flow applications across industries
- Large variety of back-pressure and condensing steam turbines
- Equipped with both Impulse and Reaction technologies to cater to diverse customer requirements
- Energy-efficient American Petroleum Institute (API) compliant steam turbines are aligned with international standards viz. (API 611 - General Purpose) and (API 612 - Special Purpose), making them suitable for driving pumps, blowers, compressors etc. in Petroleum Refineries, Chemical, Petrochemical, and Fertiliser Industries. These turbines are crafted for installation in high hazard zones as well as open weather conditions, and perform under any load condition.

06



The Company has been designing, manufacturing and supplying industrial steam turbines for more than 50 years. Post the termination of the JV agreement in respect of affairs of Joint Venture Company Triveni Energy Solutions Limited (TESL) (Formerly known as GE Triveni Limited)[#], the Company is independently approaching the 30.1 to 100 MW segment.

Up to 100 MW



CONDENSING STEAM TURBINES

- Straight Condensing
- Uncontrolled Extraction Condensing
- Controlled Extraction Condensing
- Double Extraction Condensing
- Injection Condensing
- Reheat Condensing

BACK PRESSURE STEAM TURBINES

- Straight Back Pressure
- Uncontrolled Extraction Back Pressure
- Controlled Extraction Back Pressure

POWER GENERATION APPLICATIONS

Independent Power Producers (IPP) such as Biomass, Waste to Energy, Waste Heat Recovery and Combined Cycle Power Plant

COMBINED HEAT & POWER APPLICATIONS

Industrial segments such as Sugar & Distillery, Food Processing, Paper, Textile, Palm Oil, Cement, Steel, Chemicals, Petrochemicals, Petroleum Refineries, etc.

DRIVE APPLICATIONS

Petroleum Refineries, Chemicals, Petrochemicals and Fertilisers

[#]Please see disclosure to stock exchanges on September 6, 2021 for more details.

<https://www.triveniturbines.com/sites/default/files/uploads/investor/Execution-of-Settlement-agreement.pdf>

SECTORS & SEGMENTS OF PRESENCE




 Sugar	 Cement	 Chemicals	 Steel
 Textiles	 Paper	 Biomass	 Independent Power Producers (IPP) – Barge mount
 Distillery	 Waste to Energy	 Carbon Black	 Oil & Gas
 Food Processing	 District Heating	 Defence	 American Petroleum Institute (API)
 Pharmaceuticals	 General Engineering	 Fertilisers	 Glass



Strong growth in the Oil & Gas market in the last couple of years have led Triveni Turbines to capitalise on the opportunities for energy-efficient API compliant steam turbines. Our visibility in the global market has grown multi-fold over the years backed by strong enquiry pipeline from the globally reputed original equipment manufacturers and the Engineering, Procurement and Construction (EPCs)/Consultants.

EXTENSIVE DELIVERY NETWORK



-  Headquarters TTL & TESL (Subsidiary Office) – Bengaluru, India
-  Other Subsidiaries/Representative Office
-  Installations

Note: Map for representation purpose and not to scale

PROPELLING SUSTAINABLE DEVELOPMENT THROUGH OUR STRATEGIC PRIORITIES

As a future-centric organisation, we are completely focussed on delivering the dynamically evolving market and customer needs. We have identified our key strategic priorities to propel sustainable long-term growth and development.

We continue to invest in future technologies to innovate products relevant to contemporary needs and compatible with future requirements.


The innovation-led ecosystem at TTL enables us to continuously deliver products and services to address the Combined Heat and Power (CHP) and Power Generation requirements – that are taking centre stage in view of the growing focus on capital discipline, energy efficiency and operational reliability.

The large-scale transition of industries globally, from fossil fuels to green energy, has catalysed a shift in business priorities. In this transforming landscape, sustainability has emerged as a

top priority for industries across the world.

At Triveni Turbine Limited, we have reoriented our business approach, R&D programmes towards the

creation of a more sustainable future in three strategic areas, which are considered high-impact macro trends that will be fully integrated into the Company's operational matrix.



At TTL, with our innovative R&D eco-system, we are well positioned to lead with both product and service solutions to address global sustainability needs in the emerging energy transition environment.

S1 (Strategic Priority 1) Growing Addressable Market

- Post TESL acquisition, Triveni is independently pursuing the market opportunity in the above 30.1-100 MW segment
- Focussing on building a strong global sales network with competent personnel and a strong agent network
- Now executing special turbine projects in the 30.1-100 MW segment with high vacuum conditions for the international market

S2 (Strategic Priority 2) Decarbonisation & Sustainability

- Decarbonisation and sustainability have emerged as primary trends across sectors, with energy efficiency emerging as a top investment priority to achieve a lower carbon future in view of climate change
- Increased focus on energy efficiency is a driving force for cost-saving (both customer CAPEX and OPEX) and the emergence of new technologies, lending an enhanced competitive edge to the customer
- Our advanced and cost competitive turbines are driving higher energy efficiencies leading to lower emissions across a wide range of sectors

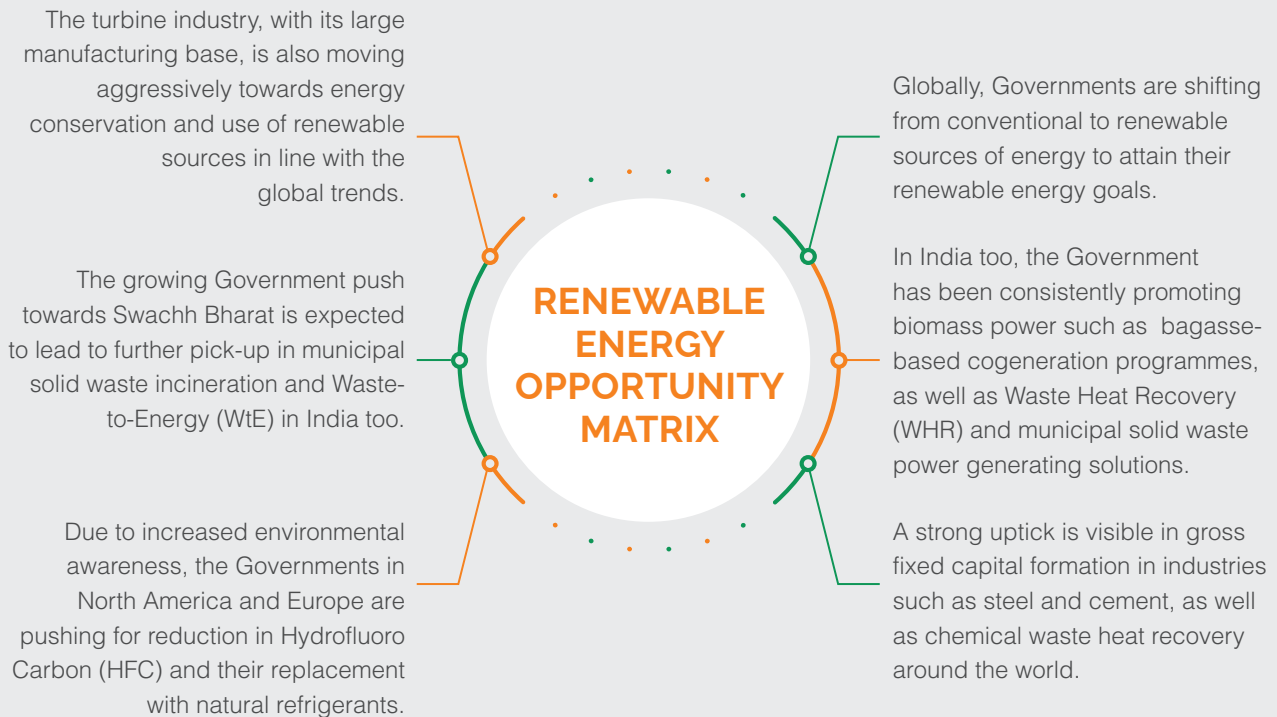
S3 (Strategic Priority 3) Innovating & Leading The Energy Transition

- Supercritical carbon dioxide (sCO₂) based power plants are expected to gain momentum as primary energy producers in certain niche markets. Supercritical CO₂ gas can compress power plant footprint due to its high energy density
- sCO₂ based power blocks are best suited for heat recovery power in electrolysis for green hydrogen production, and also for waterless power generation
- The in-house innovative eco-system we are creating for the development of sCO₂ turbine and auxiliaries is helping us lead the energy transition phase in both high speed and medium speed turbo machinery for sCO₂ based turbine systems



Innovating for a Self-Sustaining Tomorrow

Led by our deep domain understanding, we continue to innovate products and solutions designed to meet the needs of customers across the world in the emerging areas of sustainable growth, particularly in the area of renewable energy.



10



At COP26, India committed itself to becoming a Net-Zero carbon emitter by 2070 and announced enhanced targets for renewable energy deployment and reduction in carbon emissions. This has emerged as a strong catalyst for increasing the domestic demand for renewable energy.

THE TTL SUSTAINABILITY ADVANTAGE

Nearly 75%* of our business currently comes from non-fossil/renewable energy.

The export business is driven by IPP (Biomass, Waste-to-Energy), followed by Pulp & Paper, Food Processing, Palm Oil, Sugar, Distillery, Steel, Cement, Oil & Gas among others, leading to growth in the enquiry book.

In the domestic business, order finalisation during the year was driven by Sugar, Distillery, Steel, followed by Cement, Pulp & Paper, Food Processing among others driving growth.

*% of order booking in FY 22

In the non-fossil/renewable energy space, we supply turbine solutions to:



Biomass (bagasse, palm oil residues, wood pellets, rice husk)

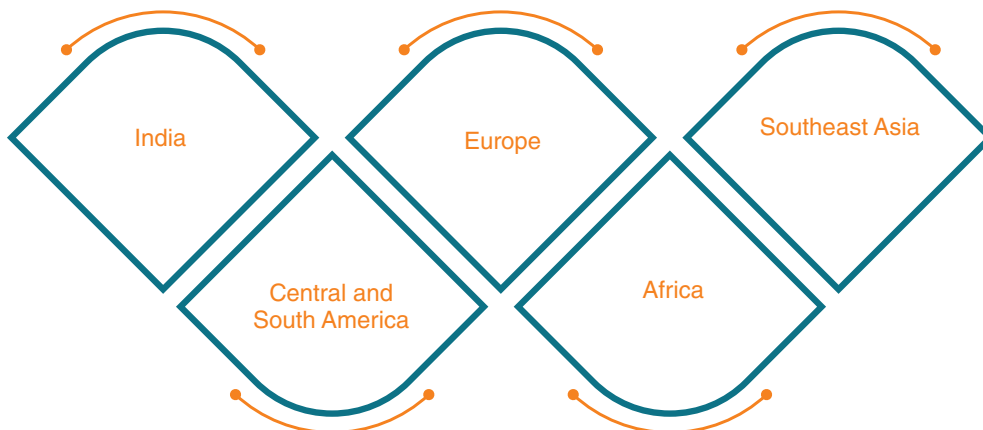


Waste-to-Energy (WtE) (industrial and municipal waste) facilities



Waste Heat Recovery (WHR) (Steel, Cement)

Our non-fossil/renewable energy installations are spread across:



AUGMENTING OUR R&D PROWESS

Our innovation journey is driven by our in-house R&D facility, manned by an expert team and approved by Department of Scientific & Industrial Research (DSIR), Government of India. We have strong associations with globally-renowned research institutes such as IISc (Indian Institute of Science, Bangalore), Politecnico De Milano, Cambridge University, IIT (Indian Institute of Technology, Bombay) in the areas of fluid dynamics, aerodynamics. These associations contribute significantly towards advancing our energy conversion efficiency benchmarks.

During FY 22, our R&D programme was focussed on:

- Developing products and solutions for diverse industrial heat and power applications
- Enhancing energy efficiency of customer plant operations
- Providing value for customers with competitive product offerings

DRIVING SUSTAINABILITY THROUGH OUR STRATEGIC PRIORITIES

During the fiscal year, our innovation-centric approach enabled us to make significant progress across all our strategic priorities.

S1 - Growing Addressable Markets

- Following the termination of the Joint Venture and subsequent acquisition of TESL (formerly GETL) on September 6, 2021, the Company is approaching the 30.1-100 MW market independently. Thus, from Q3 FY 22, the Company has approached this segment with renewed vigour and in turn enhancing its addressable market globally
- The Company has embarked upon strategic planning with an objective of gaining a strong foothold in this segment internationally in the coming years
- This involves strengthening human resources across functions, enhancing our global presence through sales team that liaise with potential customers, solidifying our product portfolio, among others
- During the year, there has been significant leadership resource augmentation and capability development
- The Company is also focussing on building a strong global sales network with competent personnel and a strong agent network
- On the product side, the Company is driving efficiency and reliability improvement programmes
- The Company is also now executing special turbine projects in the 30.1-100 MW segment with high vacuum conditions for the international market
- The core strength of the Company lies in providing custom-engineered turbine solution to customers. In the higher category segment, the Company provided unique double extraction 50 MW turbine for chemical process industry, among various other product portfolio enhancements

S2 - Decarbonisation & Sustainability

- Developed custom-made solutions like 50 MW double extraction process turbine, injection-based heat recovery turbine, to enhance energy efficiency
- Innovative, energy-efficient low pressure blade families are enabling turbines to extract low grade heat efficiently from waste heat, benefiting the cement industry
- Upgraded path blade and seals to provide better heat rates and energy recovery, enabling creation of newer and enhanced turbomachinery solutions for Heat (process) and Power industry
- New energy-efficient, compact back pressure turbines are helping customers operate district heating, chemical process plants, textile industries, paper and pulp industries, waste to energy projects, distilleries and sugar plants in a cost-effective and efficient manner
- Sustainable power generation solutions are also suitable for varied industrial heat and power applications as well as renewable power generation applications like Waste-to-Energy (WtE) and industrial Waste Heat Recovery (WHR) projects
- Retrofit solutions, including geothermal power turbine renovations, are contributing significantly to enhancing the sustainability of old power plants in all segments of turbomachinery

S3 – Innovating and Leading the Energy Transition

- Developed cooling solution in collaboration with IISc Bangalore
- Prototype will undergo extensive testing in state-of-the-art lab at IISc, Bangalore
- Cooling system can be scaled for small and medium industrial and marine cooling requirements. Super critical turbines are also used in energy recovery from exothermic electrolysis process in green hydrogen production
- Futuristic solutions, including supercritical CO₂ power blocks, will offer compact footprint solutions for the energy market



Enhancing our Sustainability Focus

Our innovative product solutions are enabling expansion into global markets and in meeting the customer requirements who are thriving for heat and power applications from diversified segments such as cement, steel, chemical, paper, distillery, sugar, and food processing followed by Waste-to-Energy (WtE) and Biomass industries.

FY 22 witnessed a huge scaling of our sustainable solutions in the emerging sectors of global energy transition.

A) 1st Waste-to-Energy (WtE) steam turbine generator commissioned in Germany

Given its energy-intensive production operations, a Germany-based globally reputed paper manufacturer reached out to TTL for a refuse-derived fuel (RDF) based power plant.

Our Support

- Delivered 15.6 MW steam turbine generator unit and auxiliaries
- Unit designed for thermal energy use in paper drying process
- Crafted to generate electrical energy to run the paper plant and to secure the energy needs of the neighbouring paper mill

Benefits

- The excess heat from the paper drying process is fed through a district heating pipeline to heat the outdoor swimming pool run by the municipality

Impact

32 million cubic metres

Saving of natural gas & primary energy

55,000 tonnes

Reduction in CO₂ emission per year

B) Steam turbines for waste heat utilisation for South Korean steel major

During the year, TTL secured an order for three steam turbines from a world-renowned steel manufacturer in South Korea, amid stiff competition from German and Japanese companies. One of the subsidiaries of the steel conglomerate involved the TTL team from the stage of conceptualisation to the installation of three Coke Dry Quenching (CDQ) plants at its 2nd largest blast furnace steel mill. This is the largest steam turbine size (41 MW) order won by TTL under its own brand in the international market.

Our Support

- Incorporated one steam turbine generator, set to utilise waste heat from the blast furnace to generate electricity, in each of the CDQ plants
- Collectively, the three steam turbines will add 113 MW of power generation capacity to the steel plant

Impact

175 MW

Total installed power capacity in South Korea supplied by TTL

C) High pressure, high temperature inlet and Axial exhaust steam turbine for sugar cogeneration application

During the year, Triveni Turbines designed and supplied a 22 MW Axial exhaust steam turbine which is capable of operating at high pressure (up to 120 bar) and temperature (up to 540 deg C) for a sugar cogeneration unit in Karnataka. This has significantly reduced the civil cost of the power plant by effectively managing the construction space and for ease of operation by assembling all the components on a single floor.

D) Aftermarket expansion into Geothermal & other Renewables

We undertook several aftermarket projects in the renewables sector during the year, including geothermal projects, besides refurbishing of other turbomachinery products such as compressors, blowers and gas expanders.

We bagged repeat orders during the year from prestigious customers in Southeast Asia and East Africa for refurbishment of components in steam flow path for another geothermal turbine. This has consolidated our presence in the geothermal energy space as a reliable partner for refurbishing needs.

Our new rotor solution to old geothermal turbines in the global market lends a strong edge to the industry since the corrosive working environment in geothermal application necessitates advanced metallurgy and specially-coated blades.

Our spares and service business proactively offered solutions to customers during the year for converting extraction condensing turbines to back pressure, particularly for process cogeneration applications (e.g. Sugar), along with value-added proposition of efficiency improvement in some cases.

E) Reinforcing the defence sector

TTL is a regular supplier of specialty turbines for the defence industry. In FY 22, we developed a vertical steam turbine for marine application. As part of our continuous product upgrade process, we worked on innovative seal technologies, such as floating brush seals, abradable seals and bearing isolators that enhance turbine robustness and efficiency. TTL supported Indian Navy in their indigenisation efforts through refurbishment business by developing & supplying different sub-systems.

F) New Sub-3 MW catalogue product segment

TTL's newly-developed Sub-3 MW, cost competitive, catalogue product segment will cater to the demand for PRDS (Pressure Reducing and De-superheating System) replacement in Rice Mill, Palm Oil Mill and other industries. This product range will be marketed through our channel partners.



Triveni
TURBINES

VACUUM TUNNEL FOR HIGH SPEED BALANCING

MAKING STRIDES IN OIL & GAS INDUSTRY

We offer steam turbine solutions that meet the challenging requirements of the Oil & Gas industry. We made significant strides in this area during FY 22, winning several key orders on the strength of our ability to supply energy-efficient API (American Petroleum Institute) 611 and 612 compliant steam turbines, ranging from 10 kW to 100 MW. These order wins further underscore our deep domain expertise to provide retrofit solutions to other turbo-machinery such as compressors, blowers, gas turbines.

INTERNALISING THE SUSTAINABILITY CULTURE

Even as we continue to support our customers in driving their sustainability journey, we, at TTL, also remain focussed on building sustainable operations at our own manufacturing facilities.

Our plants are eco-friendly, with adequate green cover, dotted by large trees, natural landscaping, rainwater harvesting facilities, solar panels for harnessing renewable energy, among others.

Peenya factory has installed solar panels of 300 KW capacity, with net metering facility to export surplus energy.


Energy-efficient LEDs are being introduced in a phased manner to replace the conventional compact fluorescent lamps/ fluorescent lights.



Rainwater harvesting facilities at our plants help maintain the natural water bodies and enable recycling of water for garden maintenance.


Variable frequency drives are used in power-intensive areas, such as cranes, boilers etc., to reduce energy consumption.

It is our constant endeavour to improve our environmental performance by focussing on conservation of water, energy and materials, as well as waste reduction.




KEY PERFORMANCE HIGHLIGHTS*

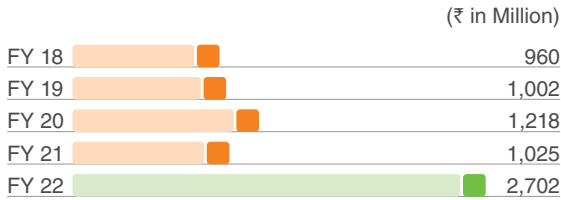
NET SALES



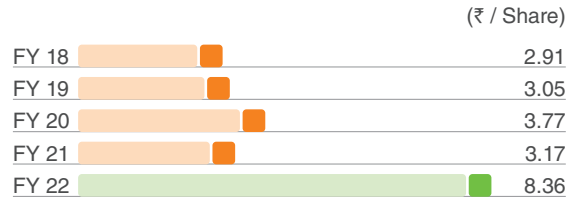
EBITDA



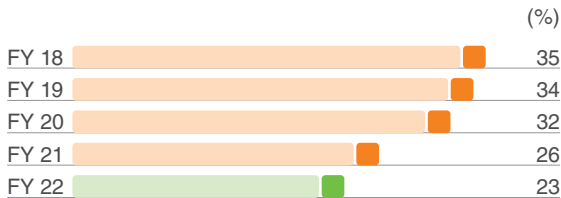
PAT



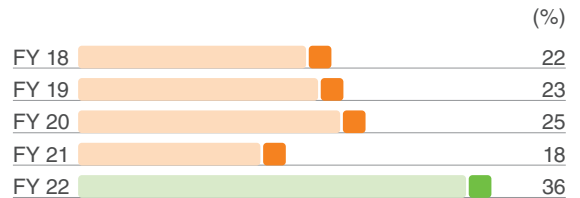
EARNINGS PER SHARE



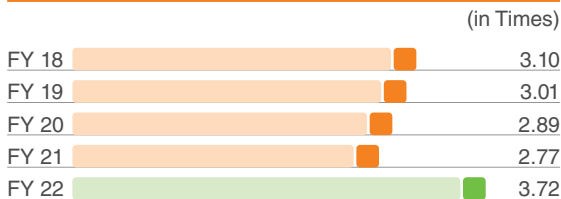
ROCE



ROE




INVENTORY TURNOVER RATIO

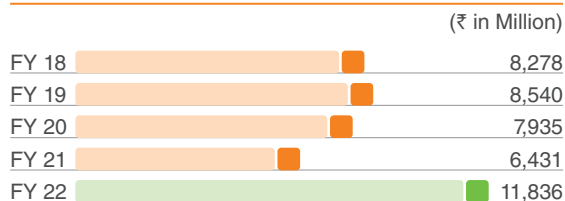


*On Consolidated basis

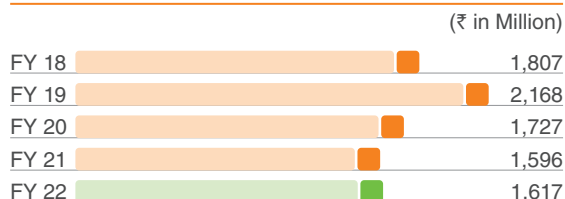
ASSETS TURNOVER RATIO



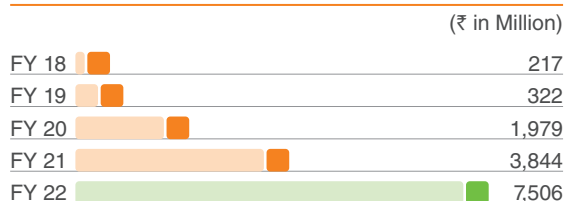
ORDER BOOKING



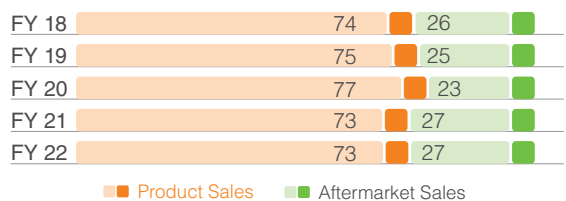
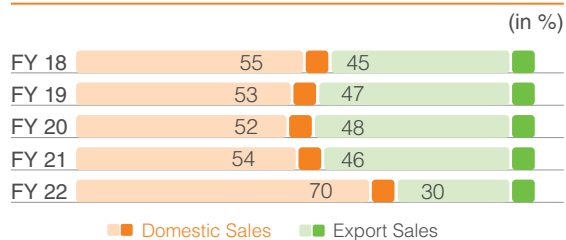
INVENTORY



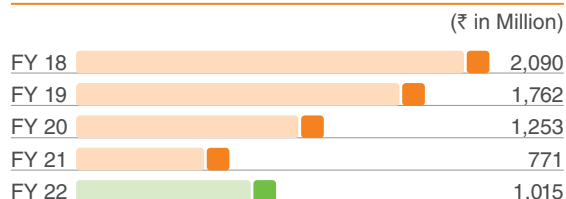
INVESTMENTS INCLUDING CASH



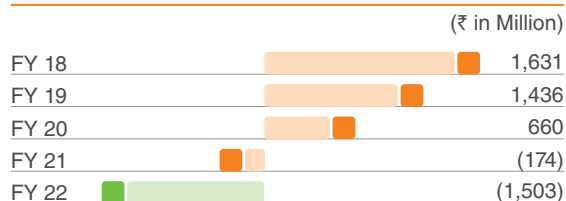
SHARE IN NET SALES



RECEIVABLES



WORKING CAPITAL*



*Working Capital without Cash & Investments

MESSAGE FROM THE CHAIRMAN



I am confident that TTL will enhance its market share in 30.1-100 MW segment significantly in the coming years, to further push the bar of sustainable growth for itself and for its clients. ✓



Dear Shareholders,

At TTL, we have always believed that sustainable growth is the only way forward for businesses and corporates to progress to the next level. We look at sustainability as being central to the value proposition that we are focussed on delivering to our stakeholders through our innovation-led efforts. In line with this belief, we continue to invest in long-term sustainable growth for ourselves and for our customers. This makes us the preferred choice of customers globally, and enables us to stay ahead of the growth curve across the operational and financial metrics of our business.

Marked by many notable milestones, FY 22 saw a huge scale-up of our performance, with TTL reporting its highest ever turnover of ₹ 8.52 billion – a marked growth of more than 21% over the previous financial year. We also posted our highest ever order booking of ₹ 11.8 billion during the year. Our order book, as of April 1, 2022, stands at a healthy 52% higher than the previous fiscal, coupled with a sizeable domestic enquiry book which reported an increase of 57% over FY 21. The international enquiry generation, also showed a significant increase of 25% against FY 21. All this gives us good visibility for further growth in the coming year, and augurs well for the Company's long-term, sustainable expansion and progress.

As you are aware, our consolidated results for FY 22 include the impact of business combination of Triveni Energy Solutions Limited (TESL) as a wholly-owned subsidiary (Formerly GE Triveni Limited, which was previously a joint venture), from September 6, 2021, i.e. the date of acquisition of TESL. It further includes the impact of the acquisition of TSE Engineering (Pty.) Ltd (TSE) as a subsidiary from March 1, 2022. Both these transactions are in line with our conscious focus on maximising value creation for our stakeholders across our business segments.

I am happy to say that the TESL acquisition was formalised after an amicable resolution with GE parties, with whom

we earlier had a joint venture arrangement^{*}. It has opened the doors for us to approach the above 30.1-100 MW segment independently, increasing our addressable market considerably. I am confident that TTL will enhance its market share in this segment significantly in the coming years, to further push the bar of sustainable growth for itself and for its clients.

Just to give you some perspective on the acquisition of 70% stake in TSE Engineering (Pty.) Ltd. (TSE) in South Africa, it is aimed at bringing us closer to the customer base in the South African Development Community (SADC) region. It will decidedly further the Company's position in the Aftermarket segment, where we continue to augment our presence through enhanced offerings year-on-year.

We are expanding our capabilities in the Aftermarket segment to refurbish other rotating equipment beyond industrial steam turbines, such as geothermal, compressors, etc. In fact, we pioneered many such offerings during FY 22, such as refurbishment of geothermal turbines which will propel our presence in the geothermal sector. We believe that our innovations in large utility turbines like geothermal and ultra-critical and supercritical technologies, along with a variety of specialty applications and other rotating equipment, will strengthen our Aftermarket proposition further, going forward. These are also in line with our strong sustainability focus, which has emerged as the beacon guiding our journey towards greater growth and accretive value for our stakeholders.

Already, the Aftermarket segment is showing significant green shoots, in the

shape of enhanced enquiry pipeline across the three sub-segments of refurbishment, spares and services. Coupled with relaxed travel restrictions, this will steer the Aftermarket growth more actively for the Company, and we expect this segment to emerge as a bigger contributor to our revenue growth in the years ahead.

The growth prospects for the future are tangibly strong on the product side driven by capital investments due to economic activity both in India and international markets, de-carbonisation leading to increased use of renewables especially as customers seek to be self-sufficient (in terms of captive power generation and consumption), gaining carbon credits across segments such as: waste-to-energy (waste from municipal/ industrial landfills); biomass (waste from sugarcane, forest/wood residues); and in steel (utilising waste heat from processes, as well as gas engines/ turbines) through combined heat and power (CHP) in applications such as district heating and combined cycle.

Our product portfolio is well poised to capitalise on the same in the near term, with a large order pipeline both in the domestic and export markets. The fiscal gone by saw strong enquiry pipeline in the domestic market from several key sectors such as Process Co-generation, Food Processing, Distillery, Pulp & Paper, Chemicals followed by Cement, Sugar and Oil & Gas segment. In terms of the international market, the IPP segment led to a higher enquiry base, followed by Process industries and the Oil & Gas segment. We are also witnessing good traction in the API segment, which presents a sizeable growth opportunity for the Company.

Our innovation efforts are strategically crafted to address these segments of future growth. We already have orders/installations in 75 countries and enquiries from 100+ countries, and we aim to focus aggressively on underserved markets such as North America and East Asia in the coming years. To realise our growth ambitions, we are also building on our capabilities across several vital functions of the organisational value chain. We are enhancing our Human Resources base through talent acquisition, while augmenting our Manufacturing capacities through expansion of facilities. We are also sharpening our Technology further, through industry associations, besides focussing concerted on scaling our efficiency levels in terms of sourcing. All these efforts are aimed at driving innovation to create a more sustainable future for the world.

I personally believe TTL's strong base, system and process efficiencies, R&D expertise, strong manufacturing skills and deep-rooted partnerships will help us take the leap to the next level of growth for the Company and greater value creation for our stakeholders. We remain watchful of the external developments but are confident about our ability to successfully navigate through challenges, as we have done over the past few years. Our innovation thrust will continue to drive our sustainability-guided growth proposition, and we shall continue to make the right kind of investments in the right places to stay ahead of the curve. On this note, I would like to thank all of you, as well as our clients, partners and employees, for being part of this exciting journey of excellence and growth.

With best regards,



DHRUV M. SAWHNEY

Chairman & Managing Director

^{*}Please see disclosure to stock exchanges on September 6, 2021 for more details.

Q&A WITH VICE CHAIRMAN & MANAGING DIRECTOR

NIKHIL SAWHNEY

Vice Chairman & Managing Director



Q **The Company has reported an excellent performance during the year in a challenging environment. What were the highlights of this performance and the drivers behind it?**

It has been a good year for TTL, and we have reported some historic numbers in a difficult and challenging period. Our revenue from operations grew by 21% as compared to the previous year, with domestic sales showing an increase of 60%. Though export turnover

declined 23%, due mainly to the lower order book of the previous year resulting from the pandemic impact, however the new order booking trends have been extremely positive. As a result, the mix of domestic and export sales changed to 70:30 in FY 22 as compared to 54:46 in FY 21.

This change in the sales mix, which was skewed more towards the domestic during the year, has naturally impacted the Company's EBITDA margins since the domestic market has lower margins than exports. Overall, the margins have

declined to 22.5% in FY 22 as against 23.7% in FY 21, with the higher raw material costs also adding to the pressure. Thus EBITDA growth was lower at 15%, however, on an absolute basis was still impressive at ₹ 1.92 billion in FY 22 as against ₹ 1.67 billion in FY 21. I am happy to share that the Company's Profit after Tax (PAT) grew by an impressive 164% to ₹ 2.7 billion during the year, aided by the one-time settlement pertaining to TESL (erstwhile GETL) which has encouraged the Board of Directors to recommend the payment of final dividend @ 85% (₹ 0.85 per

equity share of ₹ 1 each) and 2nd special dividend @ 70% (₹ 0.70 per equity share of ₹ 1 each) for FY 22. Together with the interim and 1st special dividend of 100% (₹ 1 per equity share of ₹ 1 each) paid during the year, the total dividend for the financial year 2021-22 is 255% (₹ 2.55 per equity share of ₹ 1 each)*.

A major highlight of the year's performance is the remarkable increase in our order book, with the total consolidated outstanding order book, as on March 31, 2022, at ₹ 9.7 billion – a 52% growth over the previous year. The domestic outstanding order book stood at ₹ 5.4 billion while the export outstanding order book doubled to ₹ 4.3 billion. I am pleased to report that the Company achieved a total order booking of ₹ 11.8 billion in FY 22, which is the highest ever in its history, as against ₹ 6.4 billion during FY 21, an increase of 84%. Export order booking, mainly in the product segment, largely contributed to this growth. These pave the way for another healthy performance in the coming financial year.

Q In terms of segments, geographies and sectors, which were the areas that contributed the most to the growth in the order and enquiry pipeline of the year? Are you expecting the trend to continue? If so, how is the Company gearing up to harness the opportunity ahead?

The full year domestic order booking stood at ₹ 7.2 billion, an increase of 66% against the previous fiscal. Export order booking also grew an impressive 122% at ₹ 4.7 billion aided by

significant order wins in the 30.1-100 MW segment.

On the sectoral front, in the domestic business, we have seen most of the growth coming from Co-Generation, Food Processing, Distillery, Pulp & Paper, Chemicals and other sectors like Cement, Sugar and Oil & Gas. The West region accounted for a higher enquiry base, followed by the South and North regions.

In the international market, the increased demand has been reported mainly from Southeast Asia, followed by Europe. The sectors that have pushed growth in the global market include renewable energy based Independent Power Producers (IPPs) as well as certain Process industries.

Enquiry generation is also strong in both domestic and international markets on a year-on-year basis. And we believe this will support order booking in the coming quarters. Domestic enquiry grew 57% over FY 21 and the total enquiry book has seen a growth of over 36% over FY 21. International enquiry generation grew by 25% over FY 21, indicating a renewed positivity in the market.

This is in line with the emerging international trend, which is getting more and more favourably aligned to sectors of sustainable development. And these are the segments that we are also strongly focussed on. Our expertise and experience, coupled with our sustainability-centric innovations, place us in an ideal position to harness the growth opportunity



On the sectoral front, in the domestic business, we have seen most of the growth coming from Co-Generation, Food Processing, Distillery, Pulp & Paper, Chemicals and other sectors like Cement, Sugar and Oil & Gas. /

in these segments and sectors. The Company's ability to provide high-tech precision engineered-to-order solutions has made it one of the most trusted names in the business and we will continue to strengthen our value proposition, going forward.



Can you elaborate a little more on the opportunity matrix that you see ahead for the Company's growth and value creation?

Around the world, we are seeing a powerful shift from conventional energy sources to renewable power. This has led to greater acceleration towards eco-friendly 'Green power' solutions across industries. In fact, for the Company, the bulk of the steam turbines demand in FY 22 came from thermal renewable based power plants (including biomass, Waste Heat Recovery (WHR) and Waste to Energy (WtE). A large quantum came from energy-intensive segments like Steel and Cement, besides segments

*Final dividend and 2nd special dividend are subject to approval of shareholders in the upcoming AGM.

like Distillery, Food Processing, Pulp and Paper, Sugar, Chemicals and Oil & Gas, followed by Independent power generation (using Municipal Solid Waste (MSW) and biomass as fuel).

Going by the current trend, India is also emerging as one of the major contributors to the renewable energy capacity expansion globally. This has catalysed immense potential for growth for companies like ours, which have the first mover advantage in delivering sustainable solutions in the niche area of our offerings. We have already developed a reputation as a trusted player in segments like biomass, Waste Heat Recovery (WHR), Waste-to-Energy (WtE) along with the newly-forayed sector of geothermal.

The Government policies are also extremely favourable to growth in these segments, one example of which is the Biofuels policy. We are further expecting to benefit significantly from the 'Make in India' programme, which is pushing growth in the manufacturing sector, comprising Sugar, Distillery, Cement, Steel, Food Processing, Pulp & Paper, Petroleum Refineries, Chemicals, Petrochemicals and Fertilisers etc.

The Oil & Gas industry is another area where we see significant opportunity for expansion. In FY 22, TTL finalised 21 orders (9 exports and 12 domestic), mainly on the basis of our ability to supply API (American Petroleum Institute) 611 and 612 compliant Steam Turbines, ranging from 10 kW to 100 MW. In the API segment of Oil & Gas industry, we finalised orders from international markets such as MENA (Middle East and North Africa), Southeast Asia, Central America, South America and Europe during the year.

Aftermarket is another area of huge potential growth for the Company and, as you will read in other sections of this report, we took major steps during the year to strengthen our offerings in this segment. One key development, of course, is the acquisition of a 70% stake in a service company, TSE Engineering Pty. Ltd., with an existing workshop facility in South Africa. This will enhance our ability to provide faster response to customers in the SADC (South African Development Community) region and build relationships with new customers requiring service and upgrades on turbines of other makes. We see the Aftermarket emerging as a major growth driver for TTL in the years ahead.

Q To what extent has the Russia-Ukraine war impacted business? Has it affected enquiries from US?

As of now, the impact has been negligible, though it has, of course, led to a general mounting of commodity and inflationary pressures on businesses around the world. We did have to cut down on our order book to some extent, mainly from a few steel mills that were under invasion in parts of Ukraine, but this is not a very large market for us. Even in Europe, which has been significantly impacted by the war, the impact has not been much and investments in renewable-based applications and projects in the region continue to be strong. In fact, we picked up a large waste-to-energy order from this market during the year despite stiff international competition. Even in the US, where there is some talk of recession, we do not see our business getting seriously affected since our presence in that country is very limited.

Q How are you handling the pressure on margins, resulting from the pandemic as well as the war, and the consequent inflationary uptick?

Despite the large commodity price increases (for example, the price of chrome ingrid went up by over 60-70% during the year while steel and copper prices also saw a jump), we have been able to preserve margins in FY 22. We managed to control our PBT margins for the full financial year at about 20%. The fact is that steam turbine being a customised product, the margins, in any case, vary from order to order. So one sees jumps even in normal conditions. Going forward, we are actually expecting higher despatches in the export market in FY 23 as compared to FY 22, which leads us to believe that the margins are not likely to be a huge cause of concern in the year ahead.

Q How do you see the two key acquisitions - TESL and TSE, shaping the contours of the Company's business going forward?

The TSE acquisition is primarily meant for our Aftermarket business. The primary objective is to build our refurbishment business, which will definitely support all the customers of Triveni Turbines in the SADC region. Our aim is to better service our customers and give them the confidence that we are closer to them and better placed to take on more jobs, more complex jobs and a variety of jobs in the refurbishment business. So we are

looking at a multi-brand service offering with this acquisition. In fact, while helping us grow our enquiry pipeline for the Aftermarket business in the SADC region in Africa, this acquisition will also give us access to the other markets in the African continent with our manpower base in South Africa.

As for TESL, it has opened the doors for us to leverage the opportunity in the 30-100 MW space independently – something which we are well poised to do.



How do you perceive the business outlook for the Company in the near term?

Despite the pandemic and war triggered challenges, the growth potential is clearly significant. The Indian economy is projected to rebound and we see investments continuing across end-user industries such as Distillery, Oil & Gas, Cement, Steel, Fertilisers, Textiles.

Reduced operating costs, self-sufficiency and focus on gaining carbon credits across segments like waste-to-energy, biomass, steel, etc. are some of the key factors driving demand for steam turbines. Further, the demand for high-efficiency steam turbines has gone up at the back of growing importance of efficiency of power generation. With our portfolio of efficient reaction type products from 3 MW to 100 MW, we are well placed to meet this growing demand. In countries like Central and South America as well as Southeast Asia, especially in the palm oil segment, TTL has replaced single-stage with multi-stage machines, complying with the stringent



The primary objective of the TSE acquisition is to build our refurbishment business, which will definitely support all the customers of Triveni Turbines in the SADC region. Our aim is to provide better service to our customers and give them the confidence that we are closer to them and better placed to take on more jobs, more complex jobs, and a variety of jobs in the refurbishment business. So we are looking at a multi brand service offering with this acquisition. /

American Petroleum Institute (API) 611 and 612 specifications, to enhance efficiency in the segments of refineries, chemicals, petrochemicals and fertilisers.

Another area showing promise is the Combined Heat and Power Market (CHP) market in the Americas, where we have received an order for an 18.25 MW extraction backpressure steam turbine generator from a Colombian paper producer. The demand for district heating system in cold countries like Europe is another area where we see great potential, on the strength of our ability to provide competitive steam turbine solutions for district heating plants. We also see the sCO₂ steam turbines that we are currently engaged in developing opening new avenues for us in near future.

Given our strong carry forward order book at the start of FY 23, we believe that the Company is geared to push its growth levels further. Further, our foray into new segments, such as energy-efficient API turbines for

Oil & Gas industry and turbines between 30.1-100 MW, will help widen the net of our addressable market. And I can say with confidence that we are well equipped to expand fast into these new emerging markets, even as we continue to push the frontiers of growth in our existing markets.

Management Discussion and Analysis



///
The global power generation industry has been witnessing a major transformation in the last few years – a trend that is expected to continue in the coming years as well. The past few years have seen a change in the energy generation mix, mainly from conventional sources to renewable sources. /



GLOBAL ECONOMY

The pandemic-catalysed economic contraction in the global economy, which was at 3.4% in 2020, has led to a scale-down of the global growth projections. The Russia-Ukraine war has further impacted growth, with the International Monetary Fund (IMF) recently projecting global growth forecast for 2022 and 2023 at 3.6%. In fact, the war is seen as a major setback to global economic recovery while also exacerbating the inflationary pressures. Further, continued COVID-19 threat could prompt new lockdowns and production disruptions. Growth could also slow down further if sanctions are extended to Russian energy exports. Inflation is expected to remain elevated for much longer, prompting aggressive monetary policy tightening. Economic risks have risen sharply and policy trade-offs have become even more challenging. Risks of a sharp tightening of global financial conditions and capital outflows have risen.

It is estimated that the advanced economies would grow at a rate of 3.3% in 2022, with USA and Europe expected to grow at 3.7% and 2.8% respectively. Emerging and developing economies are estimated to grow at 3.8%, while the growth forecasts for China and India stand at 4.4% and 8.2% respectively.

GLOBAL POWER SECTOR

The global power generation industry has been witnessing a major transformation in the last few years – a trend that is expected to continue in the coming years as well. The past few years have seen a change in the energy generation mix, mainly from conventional sources to renewable sources. The industry has observed some key trends, like sustainable power development, focus towards various concerns related to climate change, as well as eco-friendly policies. It is largely expected that the industry may witness greater acceleration towards eco-friendly “Green Power” solutions going forward.

TRENDS IN SUSTAINABLE POWER GENERATION

Globally, there is an increase in focus on replacement of existing coal-fired power plants with clean-fuel power plants with the aim of reducing the carbon footprint. This will further augment the demand for renewable power generation in the future. Overall, China is expected to remain the leader over the next five years, accounting for 43% of global renewable capacity growth, followed by Europe, the United States and India. These four markets alone account for 80% of renewable capacity expansion worldwide.

The **Renewable Energy** industry comprises non-thermal (such as Hydro, Solar Photovoltaic (PV) and Wind) and thermal energy (such as Bio-Power, Waste to Energy (WtE), Waste Heat Recovery (WHR) Concentrated Solar Thermal Power and Geothermal Power) sources.

In the case of thermal energy sources, the **Bio-Power** industry turns many potential feedstocks into solid fuels (biomass or wood pellets, sugarcane residues and palm oil residues etc.), liquid biofuels (ethanol etc.) and gaseous fuels (biogas, landfill gas), which are then used to produce electricity, heat and transport fuels. The drive to utilise locally available agricultural and forest residues has enabled generation of power closer to the point of consumption, which in turn has facilitated the setting up of biomass-based independent power plants.

The industrial use of biomass, particularly from sugar and palm oil mills, as well as wood waste from pulp and paper mills, is conducive to the production of power for captive consumption. About 70% of the biomass power globally is currently co-generated with process heat, as seen in the use of heat sources for district heating in European countries and for industrial process heating applications the world over.

Waste-to-Energy (WtE) refers to a variety of treatment technologies that convert waste to electricity, heat, fuel or other usable materials, as well as a range of residues. There are several primary waste streams in urban areas; with Municipal Solid Waste (MSW) is one among them. MSW streams are disposed of in municipal landfills, followed by Commercial and Industrial Waste (CIW). Thermal WtE utilises energy value in waste to generate electricity and/or heat. In Europe alone, WtE could prevent the production of up to 50 million tonnes of CO₂ emissions that would otherwise be generated by burning fossil fuels, according to an article on sustainability published in MDPI, an international open access journal.

Thermal treatment of waste is an environmentally acceptable alternative method. Thermal WtE, also known



Aftermarket is another area of huge potential growth for the Company and, as you will read in other sections of this report, we took major steps during the year to strengthen our offerings in this segment. /

Triveni Turbines has installed its 1st Waste-to-Energy (WtE) steam turbine plant commissioned in Germany.

as incineration with energy recovery, is a major waste treatment method in some developed countries, and by far the most widely adopted technology that dominates the global WtE market. The Refuse Derived Fuel (RDF) production involves separating, sorting, drying and compressing the combustible portion of the waste, resulting in a product which can be used as a feedstock for any of the three thermal processes, or combusted in an industrial application.

ADVANTAGES OF COMBINED HEAT AND POWER (CHP)

Triveni Turbines provides steam turbine solutions that use low pressure steam, generated through extraction turbine for heating application by producing both heat and electric power. The cost of power generated through this process is 14-15% lower as against that of power generated through IPPs.

While solar renewable energy is used as a utility power plant only during the day, power produced through CHP/ Cogeneration benefits the plant throughout the day by addressing its combined heat and power requirements. This gives the latter a strong edge. As a result, the ongoing rapid increase in electricity consumption, coupled with growing focus on electricity generation through biomass energy sources, thermal treatment of waste and recovery of waste heat, is expected to unleash sustainable power generation through the cost-effective approach of combining both heat and power.

INDIAN POWER SECTOR

The past few years have seen India's energy needs go up exponentially on account of rapid economic growth as well as overall industrialisation and urbanisation. As of March 2022, India has total installed power generation capacity of 395 GW – a growth of 4% over March 2021. Of this, 38% share, i.e. 152 GW, is renewable power generation capacity as of March 2022*.

*Source: Ministry of New & Renewable Energy (MNRE)



As per the Central Electricity Authority (CEA) strategy blueprint, the country is aiming for an even more ambitious target of 57% of the total power generation capacity from renewable sources by March 2027. According to the 2027 blueprint, India is striving for 275 - 350 GW of electricity from renewable energy by FY 27. This, in turn, will boost the demand for thermal renewable energy in the country, and concurrently trigger greater opportunity for installation of steam turbines in the future.

Increasing focus on the industrial sector, driven by the 'Make in India' initiative, rising input costs (energy) and electricity prices, coupled with stringent Government regulations, are expected to drive investment in the establishment of captive power plants for continued uninterrupted power supply, leading to sustainable industrial operations.

Captive power generation is emerging as a key requirement for many manufacturing industries in the country, where grid disturbances in power supply can affect the operations. Improvement in coal supply, growing awareness about renewable energy, and eco-friendly power generation policies will enhance the captive power additions in the country.

Captive power generation units can be fired using both fossil fuel and renewable fuel. The largest market for captive power generation in the country is the industrial

sector, mainly on account for the increasing demand for electricity from energy-intensive industries such as Cement, Steel, Petroleum Refineries and Chemicals.

INDIAN MANUFACTURING SECTOR

The Indian manufacturing sector, fast emerging as one of the high growth sectors, is being driven by the Government's 'Make in India' programme aimed at placing the country on the world manufacturing map. The sector comprises of Sugar, Distillery, Cement, Steel, Food Processing, Pulp & Paper, Petroleum Refineries, Chemicals, Petrochemicals and Fertilisers.

OPPORTUNITIES FOR STEAM TURBINE GENERATORS

The residues from **Sugar** mills in the form of Biomass (Bagasse) are used as fuel to generate power that is sustainable. Aided by the National Policy on Biofuels and the incentives offered by the Government of India, India is witnessing huge investment by Sugar companies in both Greenfield and Brownfield expansions of sugarcane-based and grain-based **distilleries**. This is opening a large opportunity for steam turbines in the future.

The **Pulp and Paper industry** constantly focusses on improving energy efficiency, which is attained through increased use of non-Bagasse (e.g. wood waste) based fuel for power generation, and through appropriate usage



of steam. With many paper companies in India looking at energy conservation through eco-friendly ways, this will lead to more opportunity for steam turbines.

Energy efficiency has become a top priority for the **Cement industry** but adoption of Waste Heat Recovery (WHR) systems in cement facilities still has a long way to go. Large cement companies are primarily considering WHR-based power plants for their Greenfield projects, which will create more opportunities for steam turbines. Triveni Turbines has developed efficient Injection condensing turbines that use medium pressure steam as turbine inlet and low pressure as injection steam.

The **Steel industry** is characterised by high load variations on account of many on and off conditions of furnace and kiln, causing load fluctuations, and thus affecting the stability of the grid and quality of power supply. Therefore, it is extremely critical to have a constant and reliable source of power. Power has been one of the major cost components of the steel industry. Hence, the availability of captive power becomes crucial for continuous operation of a steel plant. The opportunity for steam turbines from integrated steel plants in India for Direct-Reduced Iron (DRI) processes is quite significant. The waste heat recovered from the DRI plant will meet the captive power requirement of the steel plant.

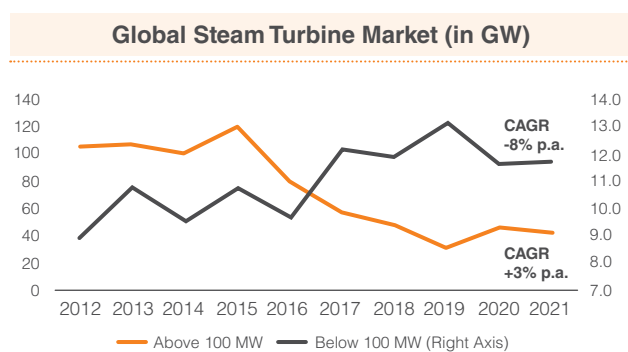
The **Oil & Gas Industry** is facing multiple challenges due to the modern energy refining processes, causing customers to scout for ways to maximise energy efficiency and to also reduce the carbon footprint as well as the operating costs. The cost-competitiveness and constantly evolving nature of the end-users have prompted them to achieve plant efficiency enhancement through energy recovery technologies, thus reducing the wastage of energy. In this context, the opportunity for steam turbines can be realised by offering power generation turbine, to turbines driving almost all rotating equipment.

Government Initiatives for the Manufacturing Sector

On July 22, 2021, the Government announced a production linked incentive (PLI) scheme for manufacturing speciality steel that helps in production of capital goods like turbines and boilers. This financial support would strengthen the sector with increased availability of speciality steels - a crucial input for the production of turbines and boilers. It will also reduce the industry's reliance on imports, and increase efficiency as well as productivity, thus helping them cater effectively to the growing domestic demand.

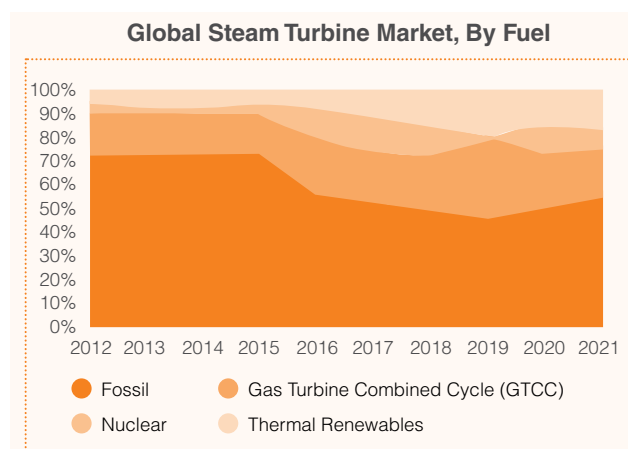
GLOBAL STEAM TURBINE MARKET ANALYSIS

The global steam turbine market has witnessed a decline of 8% per annum, from 115 GW in 2012 to 54 GW in 2021. Based on international power reports, this is largely attributable to the decline in the >100 MW market category (utility turbines), which currently accounts for higher share of the overall market. However, the 5-100 MW segment has increased from 8.9 GW in 2012 to 11.7 GW in 2021, which is an annual increase of 3% over a period of 9 years. This growth is due to the increasing demand for steam turbines in power generation as well as combined heat and power applications from industrial customers. However, this does not cover Triveni's entire addressable market as the Company operates up to 100 MW i.e. including the below 5 MW segment not covered in these reports.



Source: As per McCoy Reports

In the last 10 years, fossil fuel-based power generation, previously the main source of fuel, declined from 74% in 2012 to 58% in 2021, whereas thermal renewable fuel-based power generation increased from 4% in 2012 to 15% in 2021.



Source: As per McCoy Reports

INDIAN STEAM TURBINE MARKET OVERVIEW

In 2021, the Indian Steam Turbine market for <30 MW range grew 137% (in MW) over 2020. The demand for heat and power from the industrial segment was the key factor contributing to the rebound in the Steam Turbine market to the 2019 levels.

The market was primarily driven by thermal renewable based power plants (including biomass, waste heat recovery and WtE), followed by fossil fuel fired power plants. Majority of the steam turbines' requirement in 2021 came from power generation applications (using MSW, Biomass, Waste Heat and Fossil as the fuel) and from energy-intensive segments like Steel, Cement, besides segments like Sugar, Distillery, Food Processing, Pulp and Paper, Chemicals and Oil & Gas for Combined Heat and Power applications.

With the manufacturing sector on a growth trajectory, and industries like Sugar, Distillery, Steel, Cement, Pulp and Paper and Chemicals expected to increase production, the demand for steam turbines is expected to remain robust in the future.

PRODUCT BUSINESS REVIEW

Despite adverse impact of COVID-19 and the uncertainty in the global economy, the Company performed well in terms of overall order booking in FY 22.

The Combined Heat and Power (CHP) or cogeneration system constituted higher order booking share in FY 22. Finalisation of orders from segments such as Distillery, Cement, Pulp & Paper, Sugar Chemicals, Food Processing and Fertilisers led to the higher order booking growth YoY.

The overall product order booking for FY 22 went up by 113%, compared to the previous fiscal. At ₹ 9.4 billion, this is the highest order booking ever in the history of the Company, with the previous high of ₹ 6.6 billion achieved in FY18.

In the domestic market, the Company registered product order booking growth of 86% compared to FY 21. Key segments of this order intake in FY 22 were Sugar, Distillery, Food Processing, Pulp & Paper, Chemicals and Waste Heat Recovery (comprising Steel and Cement).

In the international market, the Company was able to close some key milestone orders in 30.1-100 MW power range and Sub-30 MW power range from countries like South Korea, Turkey, France, Mexico, Colombia, Argentina, Hong Kong, to name a few. As a result, international product order booking grew 166% YoY.

Enquiry Generation

Although the COVID-19 threat still persists, many developing and developed nations have introduced vaccination programmes and are moving towards “business as-usual” scenario. This is manifest in the overall enquiry growth of 36% YoY in FY 22.

Domestic enquiry generation increased by 57% YoY, with the West region garnering the highest enquiry base followed by the South and North regions. In terms of segments, Process industries comprising Food Processing, Distillery, Pulp & Paper, Chemicals contributed the most to the enquiry base, followed by Cement, Sugar and Oil & Gas segments.

International enquiry generation increased by 25% YoY compared to FY 21. Southeast Asia generated more enquiries, followed by Europe and Turkey regions. Among industry segments, IPP segment was the biggest contributor of the enquiry base, followed by Process industries and Oil & Gas segment.

Approach to Market

The Company’s enquiry pipeline looks healthy due to its strong presence in the **sub-30 MW** business segment and dominant share in the Indian market.

The Company was successful in winning orders in API business segment in FY 22 due to its ability to supply energy-efficient **API (American Petroleum Institute) 611 and 612 compliant Steam Turbines**, ranging from 10 kW to 100 MW. These turbines are designed to meet every challenging requirement of the Oil & Gas industry, comprising Petroleum Refineries, Chemicals, Petrochemicals and Fertilisers.

The Company’s newly developed **Sub-3 MW** products will cater to the demand for PRDS (Pressure Reducing and De-superheating System) replacement in Rice Mill, Palm Oil Mill and other industries. This product range, to be marketed through the Company’s channel partners, secured some significant orders in Q4 FY 22 from both domestic and overseas markets.

Following the termination of the Joint Venture with GE parties on September 6, 2021, both parties were free to approach the **30.1-100 MW** market independently. Thus, the Company approached this segment with renewed vigour from Q3 FY 22, and focussed on larger machines business segment. The Company has since gained good initial traction with orders both from India and overseas.

Triveni Turbines was successful in finalising an order in the Steel segment in South Korea. The customer awarded orders for three (3) steam turbines - 2 of 35 MW and 1 of 41 MW, during FY 22. This order was won against stiff competition from international players. (Refer to the page no 14 of the annual report for more details on this order)

Triveni Turbines currently has orders/installations in over 75 countries and will be focussing on underserved markets such as North America and East Asia in the coming years.

Triveni Turbines provides its customers a complete solution for sustainable power requirements. The Company offers total solutions for the Turbo generator operation (i.e. supply of steam turbine, steam piping, fire fighting system and entire cables), thereby providing an end-to-end solution.

The Company believes that the outlook for product order booking in the near-term is strong, on the back of its healthy enquiry pipeline.

AFTERMARKET BUSINESS REVIEW

The Aftermarket business of Triveni Turbines is a customer focussed business unit (BU), entrusted with strengthening the Company’s relationship with its customers over the entire lifecycle of the turbine, spanning several decades. This BU has the key responsibility of promoting customer retention and building loyalty through various modes, such as increased product efficiencies and machine uptime. Aftermarket business endeavours to do this not only for the products supplied by the Company but also for rotating equipment of other makes. Being an OEM of steam turbines, the services provided by the Company to turbines of other makes lend high levels of credibility as perceived by customers.

Aftermarket business has been further strengthened in FY 22 with new technology-backed modernisation, upgrades, refurbishing and efficiency improvements solutions for all makes of turbines. These enhancement packages guarantee adequate Return on Investment (RoI) for end users, thus creating value for them and augmenting their relation with the Company.

The Company has consistently strengthened and grown its field service force across all offices in India and abroad, to effectively establish strong customer connect and promote brand awareness, thus reinforcing customer-centricity as the core of its business philosophy. The financial year under review saw the Company acquire a stake in a service company, TSE Engineering Pvt. Ltd. with an existing workshop facility in South Africa. This would



greatly enhance its ability to provide faster response to its customers in the SADC (South African Development Community) region and build relationships with new customers requiring service and upgrades on turbines of other makes.

The Company continues to leverage rapid gains in digitisation and remote connect, necessitated by the pandemic, to bolster its service support. Its team of highly trained and experienced engineers utilise the latest and most advanced communication tools for live and secure customer engagement with actual face time via screens of personal devices, irrespective of distances and varied time zones. This has helped the Company provide its customers with added comfort that expert guidance is available at the click of a button.

During FY 22, the Aftermarket business consolidated its foray into new industrial segments such as Geothermal, by bagging repeat orders from prestigious customers in Southeast Asia and East Africa. Buoyed by this success, the Company initiated brand building efforts in Europe,

where Geothermal is a significant source of renewable energy. Further, the reference created in the Utility turbine repair space has helped acquire new customers in India and even generate enquiries from international markets.

The revenues from Aftermarket business in FY 22 grew 18% over the previous year. The order booking from Aftermarket business rose 21% in FY 22 on a YoY basis. The Company will continue to invest in this profitable business unit to build local presence overseas and generate a higher share from international markets.

MANUFACTURING

Triveni Turbine's manufacturing facilities at Bengaluru and Sompura are successfully maintaining their certifications for Quality Management System (AS 9100D / ISO 9001:2015), Environmental Management System (ISO 14001:2015) and Occupational Health & Safety Management System (ISO 45001:2018) implementation.



In order to facilitate remote factory acceptance testing (FAT), the Company provides option to its customers of live streaming of the test bed SCADA screens with all relevant parameters. /

Going beyond these certification requirements, the Company's operations are focussed on continuous improvement across the 3Ps of People, Process and Planet.

- People competencies are developed on a continual basis,
- Manufacturing processes are reviewed and upgraded regularly, and
- Environmental performance is sustained and improved.

Continuous engagement of operational personnel in various cross-functional teams (CFTs), Kaizen, Daily Work Management (DWM) as well as Root Cause Analysis and Corrective Actions (RCCA) keep the entire team involved and motivated. Coupled with application of lean principles and agile manufacturing culture, this ensures faster flow of material and information at all times.

Triveni Turbines is one of the few industrial steam turbine manufacturing companies that has in-house capability for complete manufacturing of critical components such as blades, rotors and casings. Seamless integration of CAD-CAM enables speedy product realisation without compromising on quality. The entire CNC machining shop of the Company is IoT-enabled, which helps in monitoring and continually improving the overall equipment effectiveness (OEE) of the machine shop. Latest CNC machinery (turn mill centres, milling machines, 5-axis blade machining centres), along with testing equipment (high speed balancing tunnels, integrated steam test facility with high pressure and temperature boilers) enable production of turbines from 100 kW to 100 MW, to exceed customer expectations. The Company also stays committed to improving its in-house processes, thus enhancing quality by investing in high precision Co-ordinate Measuring Machine (CMM) with portable scanner, which enables

inspection of blades. The Company conducts prototype testing of blade profiles, with live steam testing, for validation of new designs. It has also installed runout measurement equipment to facilitate specific inspection requirements of its rotating equipment.

In order to facilitate remote factory acceptance testing (FAT), the Company provides option to its customers of live streaming of the test bed SCADA screens with all relevant parameters. While this facility provided the much-needed convenience and safety during the times of pandemic, it continues to help customers to manage business travel restrictions and to rationalise their travel costs even after the easing of lockdowns.

As part of its continued endeavour to fulfil and exceed requirements of environment management system, the Company engages in various initiatives of sustainable operations by conserving electricity, water and providing green cover in both its premises. As a result, the Bengaluru premises are maintaining a Platinum-rated certificate by the Indian Green Building Council (IGBC).

The Company in the past has risen to the challenge of execution and delivery of products from its manufacturing facilities that meet the ever-changing customer expectations (global and domestic) in terms of Quality, Cost and Delivery. Manufacturing remains a core strength for the Company, along with its responsive and agile customer service.

After the pandemic-induced lull in order inflows during FY 21, the Company posted record order booking during FY 22. This posed a positive challenge for its manufacturing to ramp up production in terms of volumes and new products. This is being managed with a two-pronged approach to enhance capacities – both internally and externally.

Additional assembly space of 3,750 sq.m. is already under construction at Sompura facility. This will augment the space for assembly and testing of steam turbines at the Sompura factory. Some of the sub-assemblies are also additionally outsourced to competent sub-contractors to free up in-house capacity on value-added, core activities.

To enhance capacities for sub-contracted activities, 20+ additional sub-contractors and suppliers were introduced during the year. Some of the sub-assemblies are now supplied by successful sub-contractors and by ex-employees, who are operating independently as entrepreneurs. Irrespective of their past association with the Company, all new sub-contractors and suppliers are screened through Supplier Qualification process to minimise risks to the operations with their supplies.

This addition to internal and external capacity is subject to stringent requirements of customer segments (e.g. API). Entire manufacturing value chain is revisited every time to include sector-specific requirements. Increased inspection stages, third-party inspections, additional documentation and testing are implemented with the CFT approach. In order to focus on sector-specific nuances, specialised resources and personnel are deployed, where appropriate.

Similarly, to meet the Aftermarket requirements, new processes such as LASER hardening on blade edges, introduction of high alloy steels etc. are implemented. To increase the speed of execution in Refurbishing, fitment of blade roots on to the existing old rotors is verified through 3D printing instead of physical machining of prototype from steel material.

Necessary resources are aligned to meet the production targets with increased number of turbines.

TECHNOLOGY, RESEARCH & DEVELOPMENT

Triveni Turbines' Research & Development (R&D) function plays a critical role in enhancing product offerings, thus supplementing the value delivered to customers.

In FY 22, the Company's R&D programmes were focussed on:

- i) Developing products & solutions for diverse industrial heat and power applications
- ii) Enhancing energy efficiency of customer plant operations
- iii) Providing value for customers with competitive product offerings

Triveni, through its DSIR (Department of Scientific & Industrial Research) approved in-house R&D facility, is engaged in market-oriented product development and innovation.

The Company's association with globally-renowned research institutes, such as IISc. (Indian Institute of Science, Bangalore), Politecnico De Milano, Cambridge



University, IIT (Indian Institute of Technology, Bombay) in the areas of fluid dynamics, aerodynamics contributes significantly towards advancing its energy conversion efficiency benchmarks.

With engagement of domain experts in turbo machinery, the Company has enabled conversion of academic research contents into cutting edge industrial applications for the benefit of its customers.

During the year, the Company enhanced its steam turbine solutions with high speed applications, which resulted in higher power density models. This also enabled the Company to expand in cold country markets, which predominantly have more vacuum applications.

The Company has made further inroads in the domestic and international Oil & Gas markets. This includes API drive turbines with single stage and multi-stage designs. Triveni's in-house facilities and expertise for carrying out stringent API tests, such as unbalanced rotor response tests and steam run tests including load tests, are instrumental in steering its expansion in the stringent hydrocarbon markets.

The Company continues to execute highly custom-engineered turbine projects, which also include 50 MW double extraction turbine application to chemical processing.

The Company carried out several specialised turbine projects, such as injection turbines for cement industry, high back pressure turbines for Oil & Gas and distillery industries during the year. Triveni's axial exhaust turbines helped customers achieve significant reduction in their power plant footprint and civil cost.

With innovative product solutions, the Company continued its expansion into international markets and diversified segments, which included Waste-to-heat applications, Chemicals, Paper, Cement, Pharma, Distillery and Hydrocarbon industries for both captive and process co-generation applications.

The Company also carried out several projects in the Renewable sector, which included Geothermal projects. In addition, it is also involved in refurbishing of other turbo machinery products such as compressors, blowers and gas expanders.

The Company continues to partner with the Indian Navy for specialised turbo machinery projects. As part of its thrust towards advanced, environment-friendly products and solutions, Triveni Turbine's R&D is engaged in the development of carbon dioxide (CO₂) cooling products and supercritical turbo machinery products.

The Company also carried out several projects in the Renewable sector, which included Geothermal projects. In addition, it is also involved in refurbishing of other turbo machinery products such as compressors, blowers and gas expanders. /

Following the tightening of environmental regulations in North America and Europe, governments are globally pushing for reduction in Hydrofluorocarbons (HFC) based cooling systems. With its academic associations, the Company is developing cooling solution, which will address the upcoming global market needs.

Globally, there has been increased focus on supercritical CO₂ based power generation. This brings advantages of higher efficiency, lower footprint, faster start-ups and easy maintenance. Triveni Turbine, along with IISc, Bangalore, is involved in the development of CO₂ based thermal cycles and power block equipment. This involves development of turbomachinery, such as CO₂ gas expander, compressor and high-pressure heaters, as well as control system to manage quick transients. Triveni Turbine's R&D is working in this futuristic energy area, which will position the Company to be future-ready for the upcoming energy transition scenario.

INTELLECTUAL PROPERTY RIGHTS

Innovations and technological improvements undertaken by the Company through research generate invaluable, in-house Intellectual Property (IP). These innovations and improvements need to be adequately protected for safeguarding the Company's innovative edge in the industry and for preventing potential losses. A dedicated team of IP specialists works closely with the R&D team, from the initial planning and conceptualisation stage to the manufacturing stage, in order to capture and protect the generated IP.

As the creation and protection of the IP portfolio is of utmost importance for the Company and all its stakeholders, TTL has instituted a robust IP strategy for the protection of its long-term IP assets, with the aim to

secure and preserve its technological advantage over its competitors. With its global focus and reach, the Company constantly undertakes patent and industrial design filings in various international jurisdictions, while enhancing its IP portfolio in India. The Company has filed for IP protection via patents and industrial design registrations in India, Europe, South East Asia, and in the United States of America, and plans to protect its IP in the new international markets where it serves. A substantial number of Intellectual Property Rights (IPR) have already been awarded to the Company in India and other jurisdictions. The Company had filed 316 IPR in the market globally till March 2022. These include IPR filings in steam turbines and CO₂ based power systems.

IT AND DIGITALISATION

The Company recognises that digitalisation is the key to achieving excellence in business operations. Its digitalisation process is focussed on:

1. Improving internal operational efficiency of business process.
2. Enhancing product and service value to the customer.

The application landscape has been continuously upgraded to improve productivity - from market enquiry process to revenue receipt stage. Most of the internal business softwares have been largely migrated to cloud platforms, which ensures continuous support and upgrades.

Business operation, from enquiry to order and order to revenue process, has been streamlined with industry standard software viz. Salesforce, SAP and Oracle Primavera. Engineering process is managed through product life cycle management (PLM) software 'Teamcenter' and technology specific high-end tools. Manufacturing and supply chain process is managed on SAP and IoT applications in line with Industry. Digital Mechanical Run Testing (DMRT) helped global customers manage the turbine test protocols during COVID-19 induced travel restrictions. The Company's field service team used the remote application software to manage turbine system commissioning centrally from Bengaluru.

The Company's Aftermarket business, along with its Technology team, has developed IoT (internet of things) applications with leading IT services provider for enhancing customer value in terms of:

- a) Plant operation monitoring and asset base productivity.
- b) Providing extended flexibility and operability advantages.
- c) Preventive and diagnostic services for product life extension.

Triveni uses industry standard cloud-based applications in various business operational areas, such as SAP Order to Revenue, Oracle Primavera for Project management, Teamcenter PLM and advanced CAD/CAE tools for R&D and engineering processes, IoT-based platforms by manufacturing and field services. These have enabled the Company to achieve higher internal productivity and provide value to its customers. During FY 22, the Company set new benchmarks on its IT landscape through its initiatives, which it will further consolidate in FY 23.

SUPPLY CHAIN

A reliable supplier base developed over the years continues to be the key strength for Triveni Turbines. The Company remains consistently focussed on improving the development of its global supply chain by involving suppliers in early stages on new technology and product development, and by leveraging world-class supply chain management processes using appropriate tools and systems across functions. The Company also continues to invest in training and developing leaders to create one of the best supply chains in the industry.

During FY 22, the Company designed and implemented a number of participatory workshops for suppliers, covering health, safety and environment requirements, as well as legal compliances related to labour conditions and COVID-19 protocols. Triveni provided support to its vendors during the entire pandemic period through various interventions, such as vaccination drives for their employees and families, financial assistance as needed and remote inspection.

The Company gives due importance and emphasis to inventory control in order to maintain the essential stock of raw material and other commodities at appropriate levels, for enabling seamless flow of production. At the same time, optimal inventory buffer is created in such a manner so as to enable the Company to navigate through supply chain interruptions due to COVID-19 and other geopolitical changes across the world. This has resulted in smooth and uninterrupted customer experience in terms of product and services support.

The Company undertakes periodic vendor-wise spend analysis and has established adequate control processes with suppliers to ensure compliance standards, desired quality, good ratings and loyal trade relations.

The Company's focus has been on ensuring that its supply chain partners grow in a participatory and mutually beneficial manner, and strives continuously to improve on the customer experience in terms of quality, delivery and cost. And this journey of excellence and customer engagement continues.

QUALITY ASSURANCE

The Company continues with its AS9100D / ISO 9001:2015 certifications, with matured quality management system elements implemented throughout the organisation. Net Promoter Score (NPS®) is one of the key driver for the Company to improve its customer experience on a continual basis. NPS® survey is undertaken by the Company on annual basis to measure the health of relationship with customers. It also helps the Company capture customers' expectations by evaluating their experience and identifying value levers. NPS® has improved by more than 25% during the year and the Company progressed closer to its goal of Total Customer Satisfaction. One of the reasons for this remarkable increase in NPS® is the Company's responsive service to customers. The Company was able to close customer issues faster than in the previous year. This is also evident from the improved Customer Satisfaction Index (CSI) for the Company's Product business for FY 22.

Validation of new steam path designs from recent installations has helped the Company respond to the growing demand for higher efficiency turbines. The success of its indigenous R&D efforts was the result of its quality operating system. The Company's R&D processes are tuned for refinements in turbine technology, in order to deliver world-class product designs to compete with global competition. With these agile yet robust design processes, the Company developed more efficient airfoil designs, using cutting-edge design principles and tools during the year. These designs were realised using reliable and quality conscious supplier base and TTL's in-house manufacturing prowess. Compliance throughout the design realisation stage was ensured with customised quality assurance practices.

The Company is all geared up to cater to customer requirements across segments, including API. Its facilities/resources are further strengthened by:

- addition of Electrical & Mechanical Runout (EMR) machine to ensure electrical runout at higher accuracy,
- installation of customised Magnetic Particle Inspection (MPI) head shot machine, where MPI of longer blades can be done in a single set-up, and
- dedicated Positive Material Identification (PMI) machine to ensure material conformance.

More emphasis is laid on analysing and preventing defects at source – whether that are at suppliers' end or for in-house processes. For protecting TTL products from

incoming defects, if any, multi-layered Quality Assurance (QA) practices are strengthened with digitisation. All QA processes are digitised by integrating them with the Company's Oracle-based, common project execution platform (Primavera). The process of ensuring root cause and corrective action (RCCA) for identified defects has yielded positive returns in terms of increase in first pass yield (FPY) of turbine's Factory Acceptance Testing (FAT) and also kept the CoPQ (cost of poor quality) value under control.

Suppliers have been an integral part of the Company's successful journey. While the Company's Quality Assurance team continues to support the supply chain with collaborative approach of continuous improvements, FY 22 saw an increase in numbers in the supplier base. A digitised supplier evaluation process ensured a balance between risks and opportunities, and helped meet the demand of on-time delivery of products with increase in number of turbines manufactured.

The Company was quick to adopt technology in a bigger way in the pandemic period by offering remote FAT inspection options to customers. This philosophy was also extended to supplier inspections. With completion of digitisation of QA processes, TTL is also poised for improved data-based decision-making for delivering better quality.

The year's theme for World Quality Day celebrations, during November 2021, was "Sustainability: Improving our Products, People and Planet". The response to various events organised on this occasion was immense and the programmes saw huge participation from employees, while maintaining COVID-19 protocols. This, along with the Company's sustained Kaizen programme, ensured that all employees remained engaged in quality compliance, improvements and defect prevention initiatives.

The Company remains consistently focussed on building a robust quality culture at all levels through behaviour-based quality model.

HUMAN RESOURCE

Triveni Turbines has always believed people to be the key differentiator in the success of the organisation. Technology, manufacturing, customisation, optimising solutions are the outcome of their brilliance.

COVID-19 has, over the last two years, impacted industries across the spectrum. The team at Triveni Turbine showed commendable resilience in adjusting to the change and staying focussed on progressing with their journey of learning and contribution to growth. Their perseverance



The Company's employee engagement initiatives are crafted to energise, motivate and create opportunities to remain flexible and agile in order to mitigate the challenges successfully in the VUCA (volatile, uncertain, complex and ambiguous) world. /

and "Never-Say-Die" attitude had a great impact on the Company's efforts to gain back its winning ways, which were endangered by the pandemic.

Triveni Turbine's people strategy is aligned to complement and support its business strategy, keeping in perspective both short and long-term business objectives on value creation for customers and stakeholders. Initiatives and measures drawn from the people strategy are directed towards enriching, enhancing and building competencies in people to deliver consistently and ensure sustainability. The focus lies on creating a high-performance culture by ensuring that the right person is there in each role, enabling employees to experience learning as part of their daily life in pursuit of creating customer-centric innovation, thriving on continuous improvement, and enriching organisational capabilities to stay relevant and competent for the marketplace.

The Company's employee engagement initiatives are crafted to energise, motivate and create opportunities to remain flexible and agile in order to mitigate the challenges successfully in the VUCA (volatile, uncertain, complex and ambiguous) world.

HR policies are regularly reviewed for relevance and effectiveness to enhance employee experience. The HR processes facilitate augmentation of the organisational capabilities to build a highly engaged, motivated, growth-oriented mindset workforce in the Company. The Company continues its sustained focus on attracting, developing and retaining talent with a "Ready for Future" approach.

Triveni Turbines has been instrumental in putting in place policies, driving measures and sensitising and

orienting the organisation towards ensuring the safety, security and well-being (both physical and mental) of its employees.

It has been the Company's endeavour to nurture homegrown talent to help the organisation navigate its growth journey effectively and successfully. This has provided the Company a strong competitive edge over Technology, Products, Services and Processes. Triveni Turbine's Learning Centre is a dedicated, world-class, in-house training facility, located in the midst of a green environment to make learning more fun and focussed. It has re-aligned its offerings to align with the transforming eco-system, including the pandemic, over the last several months. Uninterrupted learning with fun has excited young employees recruited from various engineering college campuses. Budding engineers fresh from colleges/universities undergo a structured 2-year training programme to empower them to become ready for the work environment before being inducted into various departments. The enthusiasm and energy levels of subject matter experts and in-house training faculties, blended with the employees' appetite for learning, give a new direction to the Learning Centre that is equipped with multiple classrooms, Computer Based Product Training Lab (CBT), a library, as well as a highly trained in-house faculty. The pandemic could not dampen the spirit of the team on their way to build knowledge and skills to be ready for various business challenges.

Building partnerships and drawing synergies with technological and management institutes enable the Company to create talent availability for the future and stay competent to augment future technologies for creating customer value.

Keeping pace with the ongoing change, Triveni Turbines' Performance Management System (PMS) is focussed on the development of conversations to enable employees to accomplish individual and organisational objectives. The rewards and recognition framework has been articulated to sustain the employees' high performance culture and ensure timely appreciation of their achievements. Competency development and job enrichment are an integral part of the PMS, aimed at striking a balance between the employees' career aspirations and organisational growth.

Events such as "World Quality Day", "Triveni Talk", among others, draw rich participation from the employees, reaffirming the Company's beliefs in continuous improvement and collective learning.

ENVIRONMENT, HEALTH AND SAFETY (EHS)

Environment-friendly manufacturing facilities is the trademark of Triveni Turbine. The Company's facilities in Bengaluru and Sompura stand apart in their respective surroundings in terms of upkeep and improvement of environment. Both these facilities have plenty of green cover and are zero discharge plants. These facilities are eco-friendly, with large trees, natural landscaping, rain water harvesting facilities, and solar panels for harnessing renewable energy.

These facilities have been certified for their Environmental Management System (EMS) and Occupational Health and Safety System (OHS) standards as per ISO 14001 and ISO 45001.

The Company constantly improves its environmental performance by focussing on conservation of water, energy and materials, as well as waste reduction. Employees are involved in ensuring good EHS practices through various joint management committees.

The Company has enhanced its focus on improving the health of the employees and its supply chain partners. During the pandemic period, the Company extended COVID-19 vaccination to all employees and their family members. Community vaccination programmes were also organised for the benefit of the surrounding communities. Stringent protocols were introduced in the factory and office premises as per the relevant Government guidelines to contain the spread of COVID-19. Work from home (WFH) was also encouraged by providing appropriate facilities. With its focussed efforts, the Company was consistently able to maintain the health of its employees.

The Bengaluru factory has installed solar panels of 300 kW capacity, with net metering facility to export



The Company has enhanced its focus on improving the health of the employees and its supply chain partners. During the pandemic period, the Company extended COVID-19 vaccination to all employees and their family members. /

surplus energy. The entire sewage water is treated at the plant, and used for landscaping and gardening. Energy-efficient LEDs are being introduced in a phased manner to replace the conventional CFLs/fluorescent lights. Variable frequency drives are used in power intensive areas (cranes, boiler etc.) in order to reduce energy consumption. Power factor at both the facilities is maintained at near 1.0 to conserve energy.

TTL has an impeccable record of zero reportable accidents over the past many years. The entire campus is covered with electronic surveillance through CCTV and IT-enabled security systems.

BUSINESS OUTLOOK

Economic activity rebounded sharply in June 2021, pointing towards steady recovery till October 2021. November 2021 onwards, coal and semiconductor chip shortages; followed by the 3rd wave of pandemic in January 2022 led to some weakening in the momentum as the economic indicators took a downturn in January and February. On the back of significant loss of lives and livelihood during past 2 years, came inflationary pressures across the globe

and the Russia-Ukraine war in 2022. Fuel, food and raw material prices have increased rapidly that jeopardises not just post-pandemic recovery, but also threatens to put vulnerable population at risk. As per IMF World Economic Outlook update issued in April 2022, global growth is projected to slow from an estimated 6.1% in 2021 to 3.3% in 2022 and 2023. This is 0.8 and 0.2 percentage points lower for 2022 and 2023 than projected in January. Beyond 2023, global growth is forecast to decline to about 3.3% over the medium term. The advanced economies are looking at inflation projections of 5.7% during 2022 and emerging markets and developing economies face inflation projections as high as 8.7%. These projections are approximately 2-3 percentage points higher than January 2022 projections and are mainly attributed to the war in Europe.

The severity of inflation and economic pressures is expected to be felt more in the first half of the fiscal year 2022-23. Increasing inflation will complicate trade-offs that various central banks face between containing price pressures and maintaining growth. Interest rates are expected to rise as central banks tighten policy, putting pressure on emerging market and developing economies. Moreover, many countries have limited fiscal policy space to cushion the impact of the war on their economies. Recent lockdowns in key manufacturing and trade hubs in China is likely to compound supply disruptions elsewhere. As per the IMF World Economic Outlook update, employment and output will typically remain below pre-pandemic trends through 2026, with few exceptions. Although the drivers of inflation are beyond the control of central banks (the war, sanctions, the pandemic, supply chain disruptions), price pressures are increasingly broad-based. The appropriate monetary policy response will therefore differ across economies.

Real term economic growth in India was pegged at 9.2% for 2021-22, with GDP growth for 2022-23 projected at 8% to 8.5%. Sustained long-term expansion, the country's economy is contingent upon various supply side reforms undertaken by the Government of India (GoI). Capital expenditure during April – November 2021 grew by 13.5% YoY, indicating impetus to recovery. These positive signs were also evident in recovery of employment indicators bouncing back to pre-pandemic levels during the last quarter. Index of Industrial Production (IIP) grew at 17.4% (YoY) during April-November 2021 as compared to -15.3% in same period last year. Aggressive spending by the GoI on railways and road construction is strengthening much-needed infrastructure for improving ease of conducting business with optimised logistics. Introduction of Production Linked Incentive (PLI) Scheme is providing major boost to infrastructure – both physical as well as

Real term economic growth in India was pegged at 9.2% for 2021-22, with GDP growth for 2022-23 projected at 8% to 8.5%. Sustained long-term expansion, the country's economy is contingent upon various supply side reforms undertaken by the Government of India (GoI). Capital expenditure during April – November 2021 grew by 13.5% YoY, indicating impetus to recovery. /

digital, along with measures to reduce transaction costs and improve ease of doing business. PLI Scheme would also support the pace of recovery. However, key areas to watch would be CPI-Combined inflation and food inflation rates, which are pegged at 5.2% and 2.9% respectively for April – December 2021.

The Union Budget 2022-23 envisages accelerating the pace infrastructure development through *PM GatiShakti* driven by seven engines - Roads, Railways, Airports, Ports, Mass Transport, Waterways, and Logistics Infrastructure. With more than 50% of Indian workforce dependent on agriculture and related industries, resilient growth in agriculture and food processing is sought of by linking water supplies (e.g. Ken Betwa Link Project) and enabling technology-driven solutions (e.g. Kisan Drones). The Government is also encouraging and envisaging growth in digital learning platforms for schools, skill development and higher education. Another promising policy decision underlined in the Union Budget 2022-23 was mobilisation of resources for green infrastructure and sunrise sectors – energy storage, 5G, Bharat Net, coal gasification, battery swapping, data centres, etc. While large part of the allocation of PLI Scheme is towards electronics, IT hardware, telecom and networking products, ₹ 16.3 billion is allocated towards Pharmaceutical industry.

With strong carry-forward order book at the beginning of the fiscal year 2022-23, the Company is well positioned to achieve robust performance levels. Its entry into new segments, such as energy-efficient API turbines for Oil & Gas industry and turbines between 30.1-100 MW also provided opportunity to widen its net of addressable market. The Company will continue to focus on its efficient sourcing and manufacturing practices to counter higher input and logistics costs. Also, manufacturing,

subcontracting and supply chain capacities are being scaled up to address increased number of turbines. However, fallout of recent global turmoil due to continuing restrictions in China, Russia-Ukraine war and rising inflation will be watched closely to anticipate impact on the Company's business and respond with appropriate control measures to maintain its market leadership position and grow internationally.

SUBSIDIARIES

The growth potential of foreign subsidiaries to expand in international space is encouraging. Through these foreign subsidiaries, the Company has increased its capabilities to connect with global EPC players and industries. During the year, the Company engaged with industries from various segments, such as API, Waste to Energy, Combined cycle, Process industries, of global scale through its subsidiaries. The connections have enhanced the visibility of the Triveni Turbines brand and future business potential.

During the year, Triveni Turbines DMCC (TTDMCC), Dubai (a wholly-owned subsidiary of TTEPL), acquired 70% equity shares of TSE Engineering Pty. Ltd. (TSE), a company registered under the laws of South Africa which is engaged in high precision engineering, repairs and servicing of industrial plant machinery in South African Development Community (SADC) region. This would greatly enhance the ability to provide faster response to its customer in the SADC region and build relationships with new customers requiring service and upgrades of turbines of other makes.

As reported earlier, for more than two years, the Company had several disputes with DI Netherland BV (DI), joint venture (JV) partners, and General Electric and its affiliates (GE Parties) in relation to TESL, the Company's erstwhile joint venture. The Company and GE Parties, including DI, executed a Settlement Agreement on September 6, 2021, to fully and finally settle and resolve all such disputes, litigation, and arbitration pending before various legal forums, which have been withdrawn. According to the Settlement agreement, the Joint Venture Agreement and other Ancillary Agreements with GE Parties were terminated

The Company expects that the foreign subsidiaries will further augment business growth in the near future. /

The Company and GE Parties, including DI, executed a Settlement Agreement on September 6, 2021, to fully and finally settle and resolve all such disputes, litigation, and arbitration pending before various legal forums, which have been withdrawn. According to the Settlement agreement, the Joint Venture Agreement and other Ancillary Agreements with GE Parties were terminated and the Company purchased the entire stake of DI in TESL for ₹ 80 million, and the name of the JV Company was changed from GE Triveni Ltd. to Triveni Energy Solutions Ltd. (TESL). Consequently, TESL ceased to be a joint venture and became a wholly-owned subsidiary of the Company on September 6, 2021. /

and the Company purchased the entire stake of DI in TESL for ₹ 80 million, and the name of the JV Company was changed from GE Triveni Ltd. to Triveni Energy Solutions Ltd. (TESL). Consequently, TESL ceased to be a joint venture and became a wholly-owned subsidiary of the Company on September 6, 2021.

Following the termination of the Joint Venture with GE parties on September 6, 2021, both parties were free to approach the 30.1-100 MW market independently. Thus, the Company approached this segment with renewed vigour from Q3 FY 22, and focussed on larger machines business segment. The Company has since gained good initial traction with orders both from India and overseas.

In FY 22, Triveni Energy Solutions Ltd. (TESL) achieved a total revenue of ₹ 841 million, with a profit after tax of ₹ 147 million.

CORPORATE SOCIAL RESPONSIBILITY (CSR)

CSR Objectives and Vision

The Company wishes to be perceived as a 'Company with Conscience', and to actively and continually contribute to the social and economic development of the communities for the benefit of the deprived, under-privileged and differently abled persons. Its approach is based on merit only, without any regard to religion, caste or creed.

All CSR Projects undertaken for the period were conceived and implemented through a focussed approach towards target beneficiaries for generating maximum impact and carried out in partnership with credible implementing agencies.

As an integral part of our commitment to good corporate citizenship, we, at Triveni Turbine Limited, believe in actively assisting in improvement of the quality of life of people in communities, giving preference to local areas around our business operations. Towards achieving long-term stakeholder value creation, we shall always continue to respect the interests of and be responsive towards our key stakeholders - the communities, especially those from socially and economically backward groups, the underprivileged and marginalised; focussed on inter alia the Scheduled Castes and Scheduled Tribes, and the society at large. In order to leverage the demographic dividend of our country, Company's CSR efforts are on Health, Education, Employability and Environment interventions for relevant target groups, ensuring diversity and giving preference to needy and deserving communities inhabiting urban India.

We, at TTL, are striving to achieve greater impacts, outcomes and outputs of our CSR projects and programmes by judicious investment and utilisation of financial and human resources, engaging in like-minded stakeholder partnerships for higher outreach benefiting more lives.

CSR Focus Area

In spite of so many areas which can be addressed due to cultural diversity as well as lack of education, awareness and affordability of a quality life in the society, the Company identified the following areas for well-being of the people as a whole:-

- Education & Women Empowerment
- Technology & Innovation
- Healthcare

Education and Women Empowerment

India-Israel Master-Classes Series on Emerging Technologies

As part of its Education and Women Empowerment focus, the Company provided financial support to a non-profit organisation that focusses on value-based leadership development and open dialogue on important issues facing

the Indian society, to help its transformation. This Centre connected Indian students from universities and colleges with experts from Israeli academic institutions, companies and entrepreneurs through webinars, to provide students with the opportunity to understand emerging trends in technology, global standards, practices and augment capacity building in the field of emerging technologies.

Other Educational Initiatives

As part of its initiative towards education and training programme for differently abled children, the Company provided required education, training and therapies such as speech therapy, occupational therapy, visual therapy, orthopaedics treatments which in turn brings a qualitative change in the lives of mentally and multiple challenged people. The Company has stood behind giving its complete support to the differently-abled children.

The Company also provided financial support to the Government Model Primary School to improve the infrastructure to help the school function in an improved manner.

Technology and Innovation

CSR and innovations are the foundation of business competencies. Technology & innovation has merged slowly over the last decade and improvements in the CSR process can be referred as Socio-innovations. The Company should be able to contribute towards the important issues such as social justice, poverty and climate change. The only successful brands of the future will be the ones that see these challenges as opportunities for innovation, rather than risks to be alleviated. The Company has provided support to the Indian Institute of Science (IISc) in the extension of Energy Research Laboratory which is involved in carrying out research programs in the new area of Power conversion. The Company has been focussing on providing extensive support for research and development projects carried out by IISc.

Healthcare

COVID-19 Vaccination

The infectious disease of COVID-19 has been considered as a global pandemic, it has severely disrupted socio-economic circumstances of the whole world. With the multiple COVID-19 vaccines authorised for use across the world and mass immunisation programmes scaling up, the Company has stepped in through providing COVID-19 vaccination to the community near Peenya, Sompura and Nidvanda villages, which are near our manufacturing Plants. Vaccination in these areas has helped to curb the spread/impact of pandemic.

Paediatric Intensive Care Unit (PICU)

Triveni Turbines undertook a project to establish a Paediatric Intensive Care Unit (PICU) at a charitable hospital. Under the project, a fully equipped 6-bedded PICU has been set up to provide care for the critically-ill children.

FINANCIAL REVIEW

The financial results of the Company for the financial year 2021-22 compared with the previous year are summarised hereunder:

(₹ in Million)			
Particulars	2021-22	2020-21	Change %
Revenue from operations	8,113.7	6,969.3	16.4
Other Income	264.9	196.9	34.5
EBITDA	1,716.4	1,594.4	7.6
EBITDA Margin	21.2%	22.9%	
Exceptional Items*	1,889.0	(185.2)	
Profit after Tax	2,495.0	887.2	182.3
Other Comprehensive Income (net of Tax)	4.0	50.1	(92.1)
Total Comprehensive Income	2,498.9	937.4	167.6

The aforesaid summarised financial results are based on the standalone financial statements which have been prepared in accordance with Indian Accounting Standards (Ind AS) notified under the Companies Act, 2013 (“the Act”) and other relevant provisions of the Act.

*Exceptional Item represents settlement consideration received by the Company from D.I. Netherlands BV, net of associated expenses and provision of obsolete/non useable inventories, as explained in Note No. 42 of the audited standalone financial statement of March 31, 2022.

Financial Performance

The Revenue from Operations at ₹ 8,113.7 million has grown by 16.4% as compared to FY 21.

The EBITDA of ₹ 1,716.4 million is higher as against previous years EBITDA of ₹ 1,594.4 million, an increase by 7.6%. However, the EBITDA margin was lower at 21.2% as against previous year’s margin of 22.9%. The decline in EBITDA margin over the last year is largely attributable to higher raw material costs and sales mix which was more skewed towards domestic which has lower margins relative to exports.

During the year, the Company has earned an Exceptional Income of ₹ 1,889.0 million (net of expenses) as against an exceptional loss of ₹ 185.2 million in previous year, which significantly increased the Profit and cash reserves of the Company. The Profit After Tax (PAT) of ₹ 2,495.0 million is 182.3% higher than previous year’s PAT of ₹ 887.2 million. However, the exceptional item is a one-time gain, as explained below, and is not a recurring feature.

A healthy cash generation from operations, including significant improvement of working capital and the exceptional item has vastly improved the liquidity of the Company and the free cash reserves.

The Company has nevertheless, experienced pressure on escalating input cost. The adverse impact of supply

chain constraints as a result of aftermath of COVID-19 pandemic and multiple geopolitical factors has put a strain on the input cost and manufacturing expenses. However, the Company could insulate the cost pressure to a large extent by advance procurement planning and other long-term strategic supply chain initiatives.

As a result of higher revenues and exceptional item, the retained earnings of the Company has significantly improved to ₹ 7,351.2 million, an increase of ₹ 1,790.43 million over previous year.

In the Order Booking front, the Company has achieved a major milestone by booking orders to the extent of ₹ 11.8 billion, which is also highest ever achieved by the Company so far. As a result of higher order booking, the advance from Customers has also gone up to highest ever. The record year-end outstanding carry-forward order book of ₹ 9.7 billion is testimony of sustainable financial growth for year ahead. The enquiry pipeline is also robust.

The financial performance of International and domestic subsidiaries of the Company is also in the growth trajectory with positive outlook.

Revenue from Operations

Revenue from Product sales has increased by 16.7% and Aftermarket sales by 15.7% over previous year. The revenue from Product as well as in Aftermarket Sales segment is shown below:

(₹ in Million)			
Description	FY 22	FY 21	Change %
Product Sales	5,956.0	5,104.2	16.7
% to Total Sales	73.4%	73.2%	
Aftermarket Sales	2,157.7	1,865.1	15.7
% to Total Sales	26.6%	26.8%	
Total Sales	8,113.7	6,969.3	16.4

Since the growth percentage of Product sales and Aftermarket over previous year is very close, the % to total sales also remains almost same as in the previous year.

The break-up of Domestic and Export sales and the % change in sales mix is shown in table below:

(₹ in Million)

Description	FY 22	FY 21	Change %
Export	1,905.8	3,207.4	(40.6)
% to Total Sales	23.5%	46.0%	
Domestic	6,207.9	3,761.9	65.0
% to Total Sales	76.5%	54.0%	
Total Sales	8,113.7	6,969.3	16.4

During the year, though revenue from operations grew by 16.4% as compared to previous year, the sales mix was unevenly skewed. Domestic sales has increased by 65.0% while the export turnover declined 40.6% reflecting the lower order book of the previous year due to impact of pandemic. Thus, the growth is primarily driven by robust Domestic sales. With gradual opening up of International market, the export order booking and orders in hand has improved significantly.

Other Income:

Other Income has increased by 34.5% over previous year, primarily due to higher treasury income. The surplus fund generated by the Company is invested in mutual funds and deposits as per Company's investment policy.

Expenses

Raw Material consumption

(₹ in Million)

Description	FY 22	FY 21	Change %
Raw material consumption and change in inventories	4,499.3	3,547.5	26.8%
Percentage of sales	55.5%	50.9%	

Increase in Raw Material cost by 26.8% over previous year is corresponding to increase in sales by 16.4%. Further, the impact of price increase of raw material and component and general pressure on cost on supply chain system across the economy has also pushed up the cost. Additionally, unfavourable sales mix with higher content of domestic sales and lower exports has also impacted material cost as percentage over sales which is 55.5% in current year as against 50.9% in previous year as shown in the above table.

Employee Cost

There is an increase of 14.3% in employee cost over previous year due to annual increment as well as various HR strategies to strengthen the organisation structure for the next level of business growth.

Other Expenses

Other expenses include manufacturing expenses, administrative expenses and selling expenses. Manufacturing expenses such as store, spares and tools consumed and power & fuel etc., are semi-variable in nature. The manufacturing was higher in proportion to higher production. The administrative cost has also gone up due to gradual opening up of international market and resumption of foreign travel. However, lower Exports during the year have resulted in lower Selling expenses. In net effect, the Other Expenses has gone up by 5.1% over previous year.

Depreciation and Amortisation

There are no material changes in Depreciation and Amortisation expenses as compared to previous year.

Balance Sheet

Major items, including where significant changes have taken place during the year are being explained hereunder:

Non-Current Assets

a) Property, Plant and Equipment (PPE), Capital work in progress and Intangible assets

Total additions to PPE and Intangible assets made during the year is ₹ 131.7 million which mainly comprises plant & machinery of ₹ 77.8 million on account of replacement of old machineries and procurement of tool and pattern for manufacturing facility. Capital work in progress represents extension of manufacturing facilities at Sompura unit which is expected to be capitalised in FY 23. There is no material change in Intangible assets during the year.

b) Investment in subsidiaries and joint venture

The increase in investment by ₹ 80 million is on account of purchase of entire equity shares of Triveni Energy Solutions & Limited (formerly a joint venture known as GE Triveni Limited) from existing shareholders namely, DI Netherland BV on September 6, 2021 as detailed in note 42 of standalone financial statements. Consequent to above purchase of shares, the joint venture company has become a wholly-owned domestic subsidiary of the Company w.e.f. that date.

Other financial assets

Other non-current financial assets has increased to ₹ 88.6 million as against ₹ 8.9 million in previous year which is mainly on account deposits made during the year maturing beyond 12 months from balance sheet date.

Other assets

Other non-current assets is higher at ₹ 40.3 million mainly on account of capital advances towards civil work and plant & machinery for the expansion of manufacturing facility at Sompura.

Current Assets

Inventories

Total inventories at the year-end stood at ₹ 1,533.0 million, as against ₹ 1,591.9 million in the previous year, a decrease of ₹ 58.9 million. The Company implemented robust inventory management system for ensuring optimum working capital.

The decrease of inventory despite increased turnover has resulted in improvement of inventory turnover ratio.

Trade Receivables

Trade receivables have increased to ₹ 921.1 million, as against ₹ 763.6 million in the previous year due to higher sales during the year. These trade receivables are as per contractual terms of payments with customers and are good in nature.

Other Financial Assets

There is no significant variation in other financial assets on overall basis. Increase in interest accrued on bank deposits by ₹ 41.3 million has been compensated by reduction in Contract assets by ₹ 42.1 million.

Other Current Assets

Other current assets have increased by ₹ 36.3 million over the previous year which is mainly due to increase in advances to suppliers for catering higher production in pipeline as a result of higher orders in hand. Corresponding advances from customers are also received, as reported under current liabilities, protecting the cash reserves of the Company.

Non-Current Liabilities

These mainly comprise deferred tax liabilities (net) and certain long term provisions towards employee benefits as mandated by relevant provisions of Ind AS, warranty etc. which are made in normal course of business.

Current Liabilities

Current liabilities mainly consist of trade payable which has increased by ₹ 315.8 million to ₹ 1,048.8 million, in

Further, the Group has acquired 70% equity stake in TSE Engineering Pty. Ltd (TSE), a company in South Africa with effect from March 1, 2022 at a price consideration of ₹ 57.65 million. With the said acquisition, TSE has become a step-down subsidiary of the Company from that date. Accordingly, TSE has been consolidated on a line-by-line basis in the consolidated financial statements from March 1, 2022.

view of higher purchase of raw material and components to cater to production for increased orders in hand. The payments to these vendors are not contractually due and will be discharged by due date.

The other major components of current liability is advance from customers which has increased by ₹ 1,064.0 million i.e. an increase of 64% as compared to FY 21 due to increase in order booking.

Consolidated Financial Statements

Consolidated financial statements have been prepared consolidating the results of a wholly-owned foreign subsidiary, Triveni Turbines Europe Pvt. Ltd. (TTEPL), UK, its step-down subsidiary, Triveni Turbines DMCC (TTDMCC), Dubai and Triveni Turbines Africa (Pty) Ltd (TTAPL) for entire year.

During the year ended March 31, 2022, a settlement agreement as referred in note 44 of the consolidated financial statements, the Joint Venture Agreement dated April 15, 2010, and other Ancillary Agreements entered into by the Company with GE / Affiliate of GE has been terminated and entire equity stake of DI Netherlands BV, in Triveni Energy Solutions Limited (formerly known as GE Triveni Limited) ("TESL") has been purchased by the Company at ₹ 80 million and resultantly, TESL has become a wholly-owned subsidiary of the Company with effect from September 6, 2021. Accordingly, in compliance with applicable Ind AS, the profit/loss of TESL up to September 6, 2021 was considered on equity method basis, that is the share of profit/loss of TESL of the Company was only considered in consolidated financial statement. On becoming wholly-owned subsidiary post September 6, 2021, the Accounts of TESL has been consolidated on a line-by-line basis in the consolidated financial statements.

Further, the Group has acquired 70% equity stake in TSE Engineering Pty. Ltd (TSE), a company in South Africa with effect from March 1, 2022 at a price consideration of ₹ 57.65 million. With the said acquisition, TSE has become a step-down subsidiary of the Company from that date. Accordingly, TSE has been consolidated on a line-by-line basis in the consolidated financial statements from March 1, 2022.

Headline figures for consolidated financial statements duly compared with standalone are provided hereunder:

(₹ in Million)

	Financial Statements	
	Consolidated	Standalone
1. Revenue from operations	8,522.4	8,113.7
2. Profit before tax	3,647.9	3,397.3
3. Share of income of joint venture	(42.4)	-
4. Profit after tax	2,702.0	2,495.0

RISK MANAGEMENT POLICY AND INTERNAL FINANCIAL CONTROLS

Pursuant to 2nd amendment to SEBI (Listing Obligations and Disclosure Requirements) Regulations, 2021 w.e.f. May 5, 2021, the Company revised and implemented its new Enterprise Risk Management (ERM) Framework & Policy. The ERM Framework & Policy was discussed with the Board of Directors and adapted in July 2021. The updated policy not just fulfilled the requirements of the amended SEBI Regulations, but also aligned with ISO 31000:2018 and COSO ERM framework. The policy framework aims at integrating with activities and processes of the Company, to align with strategy and governance practices. While doing

so, most impactful risks are kept in focus. Risk-based thinking is encouraged at all levels of management and decision-making, in order to respond to dynamic nature of events around the business. The pandemic years of 2020 and 2021 demonstrated clearly a need to build resilient business processes, in order to achieve targeted business results despite uncertainties. While the management of the Company works on the best possible information available at the given time, it also endeavours to improve continually through learning and experience. At the operational level, the head of each business function owns the risks, reviews on regular intervals to plan and execute the risk mitigation aspects in a structured manner. This structured and comprehensive approach to enterprise risk management also accounts for human behaviours and cultural factors to ensure that the risk management policy and framework are regularly reviewed to assess and maintain its effectiveness and relevance.

As required under Section 134 (5) (e) of Companies Act, 2013 and integrated with the risk management framework, Internal Financial Controls System has been laid out which comprehensively deals with and elaborates financial controls, financial reporting and timely preparation of reliable financial statements. Additionally, clearly defined delegation of authority, policies and procedures for efficient conduct of the business, operating and financial controls have been put in place to safeguard the assets, identify and minimise leakages and wastages, and to detect and prevent frauds and errors. There is an inbuilt mechanism through self-certification, periodic testing and internal audit to ensure that all controls are working effectively.

KEY FINANCIAL RATIOS

Ratios	FY22	FY21	Change %	Remarks
Debtors Turnover	9.63 ↑	7.06	36.4	Debtors turnover is higher due to increased turnover and lower average trade receivables.
Inventory Turnover	3.04 ↑	2.25	35.4	Inventory turnover is higher due to increased turnover and better supply chain management.
Current Ratio	2.15 ↓	2.17	(1.0)	Current ratio is lower due to higher advances from customers for orders.
Return on Equity	36.59% ↑	16.26%	125.0	Return on equity is higher due to exceptional income earned by the Company during the year.
Operating Margin (EBIDTA/Sales)	21.15% ↓	22.88%	(7.53)	Operating margin is lower due to change in sales mix.
Net Profit Margin (PAT/Sales)	30.75% ↑	12.73%	141.5	Net profit ratio is higher due to exceptional income earned by the Company during the year.

↑ Indicates favourable ratio movement from previous year

↓ Indicates adverse ratio movement from previous year

- The calculation of above ratio is accordance with formula prescribed by Guidance note on Schedule III issued by The Institute of Chartered Accountants of India.
- Debt-Equity ratio and Interest Coverage ratio has not been disclosed above since the Company is debt-free as on March 31, 2022.

Directors' Report

Dear Shareholder,

Your Directors are pleased to present the 27th Annual Report along with the audited financial statements for the financial year ended March 31, 2022.

Financial Results

(₹ In millions)

	Consolidated		Standalone	
	2021-22	2020-21	2021-22	2020-21
Revenue from operations	8,522.4	7,025.8	8,113.7	6,969.3
Operating Profit (EBITDA)	1,921.4	1,667.0	1,580.3	1,594.4
Finance Cost	10.2	11.4	7.9	11.2
Depreciation and Amortisation	202.8	202.1	200.2	201.8
Profit before share of profit/(loss) of joint venture	1,708.4	1,453.6	1,508.3	1,381.5
Share of net profit/(loss) of joint venture accounted for using the equity method	(42.4)	52.5	-	-
Profit before exceptional items and tax	1,666.0	1,506.1	1,508.3	1,381.5
Exceptional Items*	1,981.9	(185.2)	1,889.0	(185.2)
Profit before Tax (PBT)	3,647.9	1,320.9	3,397.3	1,196.3
Tax Expenses	946.0	296.3	902.3	309.0
Profit after Tax (PAT)	2,701.9	1,024.6	2,495.0	887.2
Other Comprehensive income (net of tax)	198.4	49.4	4.0	50.1
Total Comprehensive income	2,900.3	1,074.0	2,498.9	937.4
Earning per equity share of ₹ 1 each (in ₹)	8.36	3.17	7.72	2.74
Retained earnings brought forward	5,999.8	4,964.1	5,560.8	4,662.5
Appropriation:				
- Equity dividend	711.3	-	711.3	-
Retained earnings carried forward	7,987.7	5,999.8	7,341.7	5,560.8

*In FY22, exceptional items represent settlement consideration of ₹ 1,889 millions (net of expenses) received by the Company pursuant to settlement agreement dated September 6, 2021. In FY21 exceptional items represents payment towards Voluntary Retirement Scheme (VRS) for workmen.

No material changes and commitments affecting the financial position of the Company have occurred between the end of the financial year of the Company to which these financial statements are related to and the date of this report.

Business Operations

The Company withstood a difficult start for the year with the onset of the delta variant of COVID-19, and was able to achieve satisfactory overall performance. Limitations on international travel during the peak infection periods led to a lower international orders during initial half of the year but this challenge was overcome and the Company met its expected annual order booking targets. Some of these orders could not be executed and lowered the international share of turnover.

On consolidated basis revenue from operations during the year was ₹ 8,522 million, an increase of 21%. Operating profit (EBITDA) was higher by 15% at ₹ 1,921 million against previous year's ₹ 1,667 million. Operating margins of the Company have been maintained through adequate controls on selling and administration expenses and the Company returned back to its pre-COVID performance levels. The Company was largely able to absorb the higher cost structure as a result of steep rise in raw material prices in the current year. Cash flows from operations were satisfactory and liquidity has improved substantially.

In the domestic market, the Company was able to double order finalization in the last quarter compared to the same period the prior year. This resulted in a 66% increase in order intake over the previous year. International order

bookings grew at a faster rate than the domestic market, with an annual increase of 122% over the previous year. Oil & gas, sugar, distillery, food processing, pulp & paper, chemicals, and waste heat recovery (steel and cement) were the primary industries that generated enough traction to allow for the finalization of new products in the current year. The surge in order booking in the aftermarket industry was driven by spares and service orders from international markets.

Apart from remaining focused on its existing market, the Company took steps to extend its addressable market by reaching out to new geographies and customer segments and consolidating its position. This is consistent with the Company's five-year growth strategy. Enhancements in execution capacities are also being carried out to complement this development strategy by enhancing in-house assembly and testing capacity. In order to support the Company's strategy of keeping a competitive edge in the core value chain operations, the Company is upgrading its supplier and subcontracting ecosystem.

The Company's employees are at the core of all of these accomplishments and programs. The Company increased its investment in strengthening its human resources in order to build capability to handle the challenges ahead.

Dividend

Pursuant to the requirements of the regulation 43A of SEBI (Listing Obligations and Disclosure Requirements) Regulations, 2015 ("Listing Regulations"), the Company has adopted a Dividend Distribution Policy. This Policy has been uploaded on the website of the Company and can be accessed at <http://www.triveniturbines.com/key-policies>.

At its meeting on October 26, 2021, the Board of Directors declared an interim dividend of 40% (₹ 0.40 per equity share) and a special dividend of 60% (0.60 per equity share) based on the criteria set forth in the Dividend Distribution Policy, which were paid subsequently. In addition, the Board of Directors has recommended a final dividend of 85% (₹ 0.85 per equity share) and a special dividend of 70% (0.70 per equity share) for the fiscal year 2021-22. The total dividend for the fiscal year 2021-22 is 255% (₹ 2.55 per equity share), including interim and special dividend of 100%. The total outlay for equity dividends for the year is ₹ 824.4 million, resulting in a dividend payout of 30.26% of the standalone profits of the Company.

Transfer to reserves

We do not propose to transfer any amount to general reserve.

Subsidiaries/Joint ventures

During the year, Triveni Turbines DMCC (TTDMCC), Dubai (a wholly-owned subsidiary of TTEPL), acquired 70% equity shares of TSE Engineering Pty. Ltd. (TSE), a company registered under the laws of South Africa which is engaged in high precision engineering, repairs and servicing of industrial plant machinery in South African Development Community (SADC) region. Consequently, TSE became a step down subsidiary of the Company.

Presently, the Company has a wholly-owned foreign subsidiary, namely, Triveni Turbines Europe Pvt. Ltd. (TTEPL), UK, three step-down foreign subsidiaries, namely, TTDMCC, Triveni Turbines Africa (Pty) Ltd. (TTAPL), South Africa, (a wholly-owned subsidiary of TTDMCC) and TSE and a wholly-owned domestic subsidiary, namely Triveni Energy Solutions Ltd (TESL) (formerly known as GE Triveni Ltd.).

As reported earlier, for more than two years, the Company had several disputes with DI Netherland BV (DI), joint venture (JV) partners, and General Electric and its affiliates (GE Parties) in relation to TESL, the Company's erstwhile joint venture. The Company and GE Parties, including DI, executed a Settlement Agreement on September 6, 2021, to fully and finally settle and resolve all such disputes, litigation, and arbitration pending before various legal forums, which have been withdrawn. According to the Settlement agreement, the Joint Venture Agreement and other Ancillary Agreements with GE Parties were terminated and the Company purchased the entire stake of DI in TESL for ₹ 80 million, and the name of the JV Company was changed from GE Triveni Ltd. to Triveni Energy Solutions Ltd. (TESL). Consequently, TESL ceased to be a joint venture and became a wholly owned subsidiary of the Company on September 6, 2021. However, TESL was considered as a Joint Venture, for the purposes of consolidated financial statements up to September 6, 2021.

DI paid the Company a settlement consideration of ₹ 1,889 million (net of expenses) was recorded as an exceptional item in the statement of profit and loss.

During the year, except for TSE and TESL, as stated earlier, no company became or ceased to be your Company's subsidiaries, joint ventures, or associates. As required under Section 129 of the Companies Act, 2013 read with the Companies (Accounts) Rules, 2013, a statement highlighting the salient aspects of the financial statements of subsidiaries/joint ventures is submitted as Annexure A to the Board's Report in the standard format AOC-1.

Consolidated Financial Statements

Your Directors have attached the Consolidated Financial Statements of the Company for the financial year ended March 31, 2022, prepared in accordance with the applicable Ind AS, which form a part of the Annual Report, in accordance with the provisions of the Companies Act 2013 and Indian Accounting Standards (Ind AS) as specified in Section 133 of the Companies Act, 2013 ("Act") and Regulation 34 of the Listing Regulations read with other applicable provisions.

The financial statements, including consolidated financial statements and accounts for each of the subsidiaries are available on the Company's website at <https://www.triveniturbines.com/annual-report-subsidiaries.html>.

Directors' Responsibility Statement

Pursuant to Section 134(5) of the Act, your Directors confirm that:

- a) In the preparation of the annual accounts for the financial year ended March 31, 2022, the applicable accounting standards have been followed and there are no material departures;
- b) They have selected such accounting policies and applied them consistently and made judgments and estimates that are reasonable and prudent so as to give a true and fair view of the state of affairs of the Company at the end of the financial year and of the profit of the Company for that period;
- c) They have taken proper and sufficient care for the maintenance of adequate accounting records in accordance with the provisions of the Companies Act, 2013 for safeguarding the assets of the Company and for preventing and detecting fraud and other irregularities;
- d) They have prepared the annual accounts on a 'going concern' basis;
- e) They have laid down internal financial controls to be followed by the Company and that such internal financial controls are adequate and are operating effectively; and
- f) They have devised proper systems to ensure compliance with the provisions of all applicable laws and that such systems are adequate and operating effectively.

Corporate Governance

In accordance with Listing Regulations, a separate report on Corporate Governance is given in Annexure B along with the Auditors' Certificate on its compliance in Annexure

C to the Board's Report. The Auditors' Certificate does not contain any qualification, reservation and adverse remark.

Related Party Transactions

The Company has formulated a Related Party Transactions Policy which has been uploaded on its website at <http://www.triveniturbines.com/key-policies>. The Company strives to enter in to related party transactions on a commercial and arm's length basis in order to optimize the overall resources of the group.

During the year, all transactions with related parties were in the ordinary course of business on an arm's length basis.

According to the Company's policy on the materiality of related party transactions, the Company had not entered into any contract/arrangement/transaction with related parties that may be considered material. This Report does not include Form AOC-2 since there was no related party transaction that required disclosure under Section 134(3) (h) of the Act and Rule 8(2) of the Companies (Accounts) Rules, 2014.

Risk Management Policy and Internal Financial Controls

In accordance with the amended terms of the Listing Regulations, the Company revised and implemented its new Enterprise Risk Management (ERM) Framework & Policy. Not only did the new policy meet the criteria of the amended Listing Regulations, but it is also in line with ISO 31000:2018 and the COSO ERM framework. The policy framework strives to match the Company's actions and procedures with its strategy and governance practices.

To respond to the dynamic nature of events around the business, risk-based thinking is encouraged at all levels of management and decision-making. The pandemic years of 2020 and 2021 demonstrated the importance of developing robust business processes in order to achieve desired business goals in the face of uncertainty. While the Company's management works with the best possible information available at the time, it also strives to improve on a continuous basis through learning and experience. At the operational level, the risk is owned by the head of each business function, who conduct frequent reviews to plan and implement risk mitigation strategies in a structured manner. This structured and comprehensive approach to enterprise risk management takes into account human behaviors and cultural factors to ensure that the risk management policy and framework is as effective as possible.

As required under Section 134 (5) (e) of the Act and integrated with the risk management framework, Internal Financial Controls System has been laid out which comprehensively deals with and elaborates financial controls, financial reporting and timely preparation of reliable financial statements. Additionally, clearly defined delegation of authority, policies and procedures for efficient conduct of the business, operating and financial controls have been put in place to safeguard the assets, identify and minimize leakages and wastages, and to detect and prevent frauds and errors. There is an inbuilt mechanism through self- certification, periodic testing and internal audit to ensure that all controls are working effectively.

Directors and Key Managerial Personnel (KMP)

As per the provisions of the Act, Mr. Arun Prabhakar Mote (DIN: 01961162), Executive Director is liable to retire by rotation at the ensuing Annual General Meeting (AGM) of the Company and being eligible, seeks re-appointment. The Board recommends his reappointment. The notice convening the 27th AGM sets out the details.

Mr. Vijay Kumar Thadani (DIN: 00042527) was, on the recommendation of Board/Nomination and Remuneration Committee (NRC), appointed as an Independent director with the approval of shareholders through postal ballot, for a period of 5 years w.e.f. December 15, 2021, whose office shall not be liable to retire by rotation.

The Board of Directors of the Company in the meeting held on March 17, 2022, on the recommendation of NRC and subject to the approval of shareholders, approved the appointment of Mr. Vipin Sondhi (DIN: 00327400) as an Independent Director for a period of 5 years w.e.f March 17, 2022, whose office shall not be liable to retire by rotation and Mr Pulak Chandan Prasad (DIN: 00003557) as non-executive, non- Independent director, whose office shall be liable to retire by rotation. The approval of members is being sought through postal ballot.

Mr. Thadani and Mr. Sondhi, Independent Directors, and Mr. Prasad, non-independent director, have necessary expertise, experience, knowledge, and are persons of integrity, according to the Board.

With deep regret, we report the sad demise of Dr. Santosh Pande (DIN: 01070414), on September 20, 2021 who was on the Board since 2017 as a non-executive Independent director. The Board places on record its appreciation for his invaluable contribution and guidance provided to the Company during his tenure.

The Company has received necessary declaration from each of the Independent Director under Section 149 of the Act that he/she meets the criteria of independence laid down in Section 149(6) of the Act and Regulation 25 of the Listing Regulation.

As required under the provisions of Section 203 of the Act, the Key Managerial Personnel, namely, the Chairman & Managing Director, the Vice Chairman & Managing Director, the Executive Director, the Vice President & CFO and the Company Secretary continue to hold that office as on the date of this report.

Board Evaluation Mechanism

Pursuant to the provisions of Companies Act 2013 and the Listing Regulations, the Board has carried out an annual performance evaluation of its own performance, those of individual Directors, as well as, of its committees. The evaluation criteria as defined in the Nomination and Remuneration Policy of the Company, covered various aspects of the Board, such as composition, performance of specific duties, obligations and governance.

The performance of individual Directors was evaluated on parameters, such as number of meetings attended, contribution made in the discussions, contribution towards formulation of the growth strategy of the Company, independence, application of judgement, safeguarding the interest of the Company and minority shareholders, time devoted apart from attending the meetings of the Company, active participation in long term strategic planning, ability to contribute by introducing best practices to address business challenges and risks etc. The Directors have expressed their satisfaction with the evaluation process.

Policy on Directors' appointment and remuneration

The policy of the Company on the appointment and remuneration of the Directors as approved by the Board, Including criteria for determining qualifications, positive attributes, independence of a director and other matters provided under sub-section (3) of Section 178 of the Companies Act, 2013 and the Listing Regulation has been uploaded on the website of the Company at <http://www.triveniturbines.com/key-policies>. The remuneration paid to the Directors is as per the terms laid out in the policy.

Board Meetings

During the year, six Board Meetings were held, the details of which are given in the Corporate Governance Report

that forms part of the Board's Report. The maximum interval between the two meetings did not exceed 120 days as prescribed in the Companies Act, 2013 and the Listing Regulations.

Audit Reports and Auditors

Audit Report

The Auditors report for FY 22 does not contain any qualification, reservation or adverse remark. Further pursuant to Section 143(12) of the Act, the Statutory Auditors of the Company have not reported any instances of fraud committed in the Company by its officers or employees, the details of which would need to be mentioned in the Board's Report.

Statutory Auditors

Under Section 139(2) of the Companies Act, 2013 and the Rules made thereunder, it is mandatory to rotate the statutory auditors on completion of two terms of five consecutive years and each such term would require approval of the shareholders. In line with the requirements of the Companies Act, 2013, Statutory Auditor, Walker Chandio & Co LLP (ICAI Firm Registration No.001076N/N500013) (WCC) were appointed as Statutory Auditor of the Company at the 22nd AGM held on 9th August 2017 to hold office from the conclusion of the said meeting till the conclusion of the 27th AGM to be held in the year 2022. The term of office of WCC, as Statutory Auditors of the Company will conclude from the close of the forthcoming AGM of the Company.

The Board of Directors of the Company, based on the recommendation of the audit committee, at its meeting held on May 13, 2022 have recommended the reappointment of WCC as the Statutory Auditor of the Company to hold office for a second term of five consecutive years from the conclusion of the 27th AGM till the conclusion of the 32nd AGM for the approval of the shareholders at the ensuing AGM. During the year, the statutory auditors have confirmed that they satisfy the independence criteria required under the Companies Act, 2013. The Board recommends their reappointment to the shareholders. The notice convening the 27th AGM sets out the details.

Cost Auditor

In terms of the provisions of Section 148 of the Act, read with the Companies (Audit and Auditors) Rules, 2014 and

the Companies (Cost Records and Audit) Rules, 2014 duly amended, cost audit is applicable to the Company for the FY 22. The Company has been maintaining cost accounts and records in respect of applicable products. M/s J.H & Associates, Cost Accountants, Bengaluru have been appointed as the Cost Auditors to conduct the cost audit of your Company for the FY 23. The Board recommends the ratification of the remuneration to the Cost Auditors.

Secretarial Auditor

In terms of Section 204 of the Act, read with the Companies (Appointment and Remuneration of Managerial Personnel) Rules, 2014, the Board appointed M/s Sanjay Grover & Associates, a firm of Company Secretaries in practice to undertake the Secretarial Audit of the Company for FY 22. The report on secretarial audit is annexed as Annexure D to the Board's Report. The report does not contain any qualification, reservation or adverse remark.

Corporate Social Responsibility (CSR)

During the year, a revised CSR policy was formulated by the CSR committee which on its recommendation, was approved by the Board. The revised CSR Policy is available on the Company's website at <http://www.triveniturbines.com/key-policies>. The composition of the CSR Committee and Annual Report on CSR Activities during FY 22 as recommended by the CSR Committee and approved by the Board is provided in Annexure E to the Board's Report.

Audit Committee

The composition of the Audit Committee is provided in the Corporate Governance Report that forms part of this Annual Report.

Vigil Mechanism

The Company has established a vigil mechanism through a Whistle Blower Policy and through the Audit Committee to oversee genuine concerns expressed by the employees and other Directors. The Company has also provided adequate safeguards against victimization of employees and Directors who may express their concerns pursuant to this policy. The Company has also provided a direct access to the Chairman of the Audit Committee on reporting issues concerned with the interests of the employees and the Company. The policy has been uploaded on the website of the Company at <http://www.triveniturbines.com/key-policies>.

Disclosure under the Sexual harassment of Women at Workplace (Prevention, Prohibition and Redressal) Act 2013

The Company has an Anti-Sexual Harassment policy in line with the requirements of Sexual Harassment Of Women at The Workplace (Prevention, Prohibition and Redressal) Act 2013. The Internal Complaint Committee (ICC) has been set up to address complaints received regarding sexual harassment. During the period under review, no complaint was received by the ICC.

Particulars of loans, guarantees or investments made under Section 186 of the Companies Act, 2013

Note 5 of the standalone financial statements of the Company included in the Annual Report, provides the particulars of the investments made by the Company in the security of other corporate bodies. The Company has not given any loans or guarantees nor provided any security in connection with a loan to any corporate body or person.

Conservation of energy, technology absorption, foreign exchange earnings and outgo

The particulars required under Section 134(3) (m) of the Companies Act, 2013, read with the relevant rules, are provided in Annexure F to the Board's Report.

Particulars of Employees

The information as required under Section 197 of the Companies Act, 2013 read with Rule 5(1) of the Companies (Appointment and Remuneration of Managerial Personnel) Rules, 2014 is provided in Annexure G to the Board's Report. The particulars of employees drawing remuneration in excess of limits set out in the Rule 5(2) of Companies (Appointment and Remuneration of Managerial Personnel) Rules, 2014, are provided in Annexure H to the Board's Report. However, as per the provisions of Section 136 of the Companies Act, 2013, the Annual Report is being sent to all the members of the Company, excluding the aforesaid information. The said information is available for inspection by the members at the registered office of the Company, up to the date of the ensuing Annual General Meeting. Any member interested in obtaining such particulars may write to the Company Secretary at the registered office of the Company.

Employees Stock Option

There are no outstanding stock options and no stock options were either issued or allotted during the year.

Management's discussion and Analysis

In terms of provisions of Regulation 34 of the Listing Regulations, the Management's discussion and analysis is detailed out in this Annual Report.

Business Responsibility Report

The Listing Regulations mandate top 1000 listed entities based on the market capitalization as on March 31 of every financial year, to include the Business Responsibility Report as part of the Director's Report of the Company. The report in the prescribed form is annexed as Annexure I to the Board Report.

Secretarial Standards

The Company has devised proper systems to ensure compliance with the provisions of all applicable Secretarial Standards issued by the Institute of Company Secretaries of India and that such systems are adequate and operating effectively.

Deposits

The Company has not accepted any public deposits under Section 73 of the Companies Act, 2013.

Annual Return

The Annual Return of the Company for the financial year 2021-22 is available on the Company's website at www.triveniturbines.com

Significant and material orders/General disclosures

There are no significant and material orders passed by regulators or courts or tribunals impacting the going concern status and the Company's future operations.

During the year under review, neither any application was made nor any proceedings is pending against the Company under the Insolvency and Bankruptcy Code, 2016. Further, there was no instance of one-time settlement with any bank or financial institution.

Human Resources

We strongly believe that employees continue to be the key driving force and a pivotal source to enable competitive advantage of the Company. The Company's ongoing efforts to align organizational priorities with employees' aspirations have helped in the development of a robust and resilient workforce in a significant way. The employee's mental toughness, focus and the sense of belonging enabled them to continue their journey in supporting the Company's priorities without interruption. As an organization, the two-tiered approach – timely COVID-19

vaccination of all employees & their family members as well as coverage under “Corona Kavach” to safeguard them from medical risk – immensely helped the Company in terms of zero man-hours lost owing to the Pandemic.

The Company’s HR processes and practices for attracting, engaging, motivating and retaining employees have made significant contribution to creating an environment where employees can give their best. The continuing focus on fostering a high performing culture and building competencies for the present and future has supported in adapting to the changing business scenario.

The keys to dealing with uncertainty are adaptability, flexibility, and agility. This was exemplified effectively while driving the GETs’ introduction into the Company. Although the Pandemic delayed GETs onboarding, it did not deter the induction and preparedness of GETs for business roles from being completed on schedule. This was accomplished while maintaining the content, quality, and intensity of the Company’s marquee GET induction program.

The Company continues its efforts to connect, communicate, and engage with employees in order to foster a learning culture that will enable high-performing

teams to cope with the VUCA world. Development, engagement, and successful talent management through constant re-skilling and upskilling of employees, as well as building the leadership bench and creating a talent pipeline for the future, are critical to the growth ambitions of the Company.

Appreciation

Your Directors wish to take this opportunity to express their sincere appreciation to all the stakeholders, customers, suppliers, shareholders, employees, the Central Government, the Karnataka Government, financial institutions, banks and all other business associates for their whole-hearted support and co-operation. We look forward to their continued support and encouragement.

For and on behalf of the Board of Directors,

Dhruv M Sawhney

Chairman & Managing Director

DIN 00102999

Date: May 13, 2022

Annexure - A

Statement Containing Salient Features of the Financial Statement of Subsidiaries / Associate Companies/Joint Ventures

Part “A”: Subsidiaries

(₹ in Million)

Name of the subsidiary	Triveni Energy Solutions Ltd. (TESL) (refer note 1)	Triveni Turbines Europe Pvt. Ltd. (TTE)	Triveni Turbines DMCC (TTD)*	Triveni Turbines Africa (Pty) Ltd (TTA)*	TSE Engineering (Pty) Ltd (TSE)* (refer note 2)
1. Country of Incorporation	India	United Kingdom	Dubai, UAE	South Africa	South Africa
2. Date of becoming subsidiary/ acquisition	28.05.2010	23.12.2014	31.03.2015	13.07.2017	01.03.2022
3. Reporting period for the subsidiary concerned, if different from the holding company's reporting period	NA	NA	NA	NA	01.03.2022 to 31.03.2022
4. Reporting currency and Exchange rate as on the last date of the relevant Financial year in the case of foreign subsidiaries	INR	Currency – GBP Exchange rate- 1GBP = INR 99.55	Currency- USD Exchange rate- 1USD= INR 75.81	Currency- ZAR Exchange rate- 1ZAR= INR 5.21	Currency- ZAR Exchange rate- 1ZAR= INR 5.21
5. Share capital	160.00	19.91	14.46	3.20	0.0 (₹ 500)
6. Reserves & surplus	498.65	25.30	294.95	31.82	18.29
7. Total assets	916.30	56.90	414.34	172.10	29.50
8. Total Liabilities	257.65	11.69	104.94	137.08	11.21
9. Investments	-	12.37	65.05	-	-
10. Turnover (Including other Income)	840.77	0.39	251.03	132.92	11.68
11. Profit/(Loss) before taxation	196.77	(2.56)	75.36	37.90	0.47
12. Provision for taxation	50.22	-	-	10.42	0.13
13. Profit after taxation	146.55	(2.56)	75.36	27.48	0.34
14. Proposed Dividend	-	-	-	-	-
15. % of shareholding	100%	100%	100%	100%	70%

*Step down subsidiaries

Notes

- Triveni Energy Solutions Limited (“TESL”) (formerly known as GE Triveni Limited) has been considered as a joint venture for the purposes of consolidated financial statements up to September 6, 2021. Pursuant to Share Purchase Agreement dated September 6, 2021, the Company has acquired remaining shares in TESL from existing shareholder. Consequently, TESL has become wholly owned subsidiary of the Company from September 6, 2021 onwards.
- Triveni Turbine DMCC (TTD) has acquired 70% equity stake in TSE Engineering Pty. Ltd. (TSE) w.e.f. March 1, 2022. Accordingly, TSE has become a step down subsidiary of Triveni Turbine Limited from that date.

Part “B”: ASSOCIATES AND JOINT VENTURES

As mentioned in Note 1 above, Triveni Energy Solutions Limited (“TESL”) had been considered as a Joint Venture based upon control assessment carried out in accordance with Ind-As 110 Consolidated Financial Statements and Ind As 111 Joint Arrangements up to 6th September 2021, accordingly, the share of loss of ₹ 42.4 million has been considered in the consolidated financial statements.

For and on behalf of the Board of Directors of Triveni Turbine Limited

Dhruv M Sawhney

Chairman and Managing Director
DIN 00102999

Lalit Kumar Agarwal

Vice President & CFO

Homai A Daruwalla

Director & Chairperson Audit Committee
DIN 00365880

Rajiv Sawhney

Company Secretary

Date : May 13, 2022

Annexure - B

Corporate Governance Report

Company's Philosophy on code of Governance

Your Company is of the belief that sound Corporate Governance is vital to enhance and retain stakeholders' trust. Good Governance underpins the success and integrity of the organisation, institutions and markets. It is one of the essential pillars for building efficient and sustainable environment, system and practices to ensure that the affairs of the Company are being managed in a way which ensures accountability, transparency, fairness in all its transactions in the widest sense and meet its stakeholder's aspirations and societal expectation. Your Company is committed to the adoption of best governance practices and its adherence in the true spirit at all times and envisages the attainment of a high level of transparency and accountability in the functioning of the Company and conduct of its business internally and externally.

In line with the above philosophy, your Company continuously strives for excellence through adoption of best governance and disclosure practices. The Company recognises that good governance is a continuing exercise and thus reiterates its commitment to pursue highest standard of Corporate Governance in the overall interest of its stakeholders.

Your Company is conscious of the fact that the success of a company is reflection of the professionalism, conduct and ethical values of its management and employees.

In addition to the compliance with the regulatory requirements as per Regulation 17 of Securities and Exchange Board of India (Listing obligations and Disclosure Requirements) Regulations, 2015 (Listing Regulations), your Company's endeavours to ensure that the highest standard of ethical and responsible conduct are met throughout the organisation.

I Board of Directors ("Board")

The Company is managed and guided by the Board of Directors. The Board formulates the strategy and regularly reviews the performance of the Company. The Board has been entrusted with the requisite powers, authorities and duties to enable it to discharge its responsibilities and provide effective leadership to the Business.

The Company has an optimum combination of Executive, Non-Executive and Independent Directors

who are eminent persons with professional expertise and valuable experience in their respective areas of specialisation and bring a wide range of skills and experience to the Board.

The Chairman and Managing Director of the Company provides vision and leadership for achieving the approved strategic plan and business objectives. He presides over the Board and the Shareholders' meetings. The Chairman and Managing Director with the support of the Vice Chairman and Managing Director, Executive Director and Senior Executives oversees the operations of the Company.

As on the date of this report the Board comprises of 10 (Ten) members which include 5 (five) Non-Executive Independent Directors including one Women Director, 2 (two) Non-Executive Non Independent Directors and 3 (three) Executive Directors. None of the Independent Directors of the Company serve as an Independent Director in more than seven listed Companies.

Meetings of the Board

The Board of Directors met six times during the financial year 2021-22 ended on March 31, 2022. Board Meetings were held on May 8, 2021, June 28, 2021, August 13, 2021, October 26, 2021, February 1, 2022 and March 17, 2022. The maximum gap between any two Board Meetings was less than one hundred twenty days.

Independent Directors

The Company has received necessary declarations from each of the Independent Director under Section 149(7) of the Companies Act, 2013, (Act) that he /she meets the criteria of Independence laid down in Section 149(6) of the Act and Regulation 16(1)(b) of the Listing Regulations. Based on the confirmations / disclosures received from the Directors and on evaluation of the relationships disclosed as per the requirement of Regulation 25(8) of the Listing Regulations, the Board confirms, that the Independent Directors fulfil the conditions as specified under Schedule V of the Listing Regulations and are independent of the management. The maximum tenure of Independent directors is in compliance with the Companies Act, 2013 and the terms and conditions of their appointment have been

disclosed on the website of the Company (<http://www.triveniturbines.com/key-policies>).

Regulation 25(3) of Listing Regulations read with Schedule IV of the Companies Act, 2013 and the rules under it mandate that the Independent Directors of the Company hold at least one meeting in a year without the attendance of Non-Independent Directors and members of the management. During the year, separate meeting of the Independent Directors was held on March 17, 2022 without the attendance of non-independent directors and members of the management. All the Independent Directors attended the said meeting. The independent directors, inter alia, reviewed the performance of non-independent directors, Chairman of the Company and the Board as a whole.

Familiarisation programme for Independent Directors: The Board/Committee members are provided with the necessary documents/brochures, reports and internal policies, codes of conduct to enable them to familiarise with the Company's procedure and practices. Directors are regularly updated on performance of the business of the Company, business strategy going forward and new initiative being taken/proposed to be taken by the Company through presentation. Deep discussion are conducted by the Senior Executives including the Industry/Market (Domestic & International), competition Company's performance, future

Composition of Board

The composition of the Board of Directors, their attendance at the Meetings during the year and at the last Annual General Meeting as also the detail with regard to outside Directorships and committee positions are as under:-

Name of Director and DIN	Category	No. of Board Meeting attended (Total Meetings held:6)	Attendance at last AGM held on September 15, 2021	No. of other Directorships ##	No. of Committee positions held in other companies ###		Directorship in other listed entity (Category of Directorship)
					Chairman	Member	
Mr. Dhruv M. Sawhney # Chairman & Managing Director DIN - 00102999	Promoter & Executive Director	6	Yes	3	Nil	Nil	1. Triveni Engineering and Industries Limited (Promoter and Executive Director)
Mr. Nikhil Sawhney # Vice Chairman and Managing Director DIN - 00029028	Promoter & Executive Director	6	Yes	3	1	1	1. Triveni Engineering and Industries Limited (Promoter and Non-Executive)
Mr. Tarun Sawhney # DIN - 00382878	Promoter & Non-Executive Director	5	Yes	3	Nil	2	1. Triveni Engineering and Industries Limited (Promoter and Executive Director)
Mr. Arun Prabhakar Mote Executive Director DIN - 01961162	Executive Director	6	Yes	1	Nil	Nil	-

outlook. Factory visits are organised as and when desirable/ expedient, for the Directors. The details of the familiarisation programme of the Independent Directors are available on the Company's website at <http://www.triveniturbines.com/key-policies>.

Succession planning for the Board and senior management

Board of Directors

The Nomination and Remuneration Committee (NRC) of the Board, shall identify the suitable person for appointment at Board level including from the existing top management. The NRC shall apply due diligence process to determine competency of person(s) being considered for appointment or re-appointment as a Director including Managing Director / Whole-time Director of the Company in accordance with the provisions of the Nomination and Remuneration Policy of the Company and the provisions of the Companies Act, 2013 and the Rules made thereunder and the SEBI (LODR) Regulations, 2015, as amended from time to time.

Senior Management

The Managing Director(s)/Executive Director(s) are empowered to identify, appoint and remove the Senior Management Personnel in accordance with the provisions of the NRC Policy, and keeping in view the organization's mission, vision, values, goals and objectives.

Name of Director and DIN	Category	No. of Board Meeting attended (Total Meetings held:6)	Attendance at last AGM held on September 15, 2021	No. of other Directorships ##	No. of Committee positions held in other companies ###		Directorship in other listed entity (Category of Directorship)
					Chairman	Member	
Ms. Homai A Daruwalla DIN - 00365880	Independent Non-Executive Director	6	Yes	8	1	8	1. Triveni Engineering and Industries Limited (Independent Non-Executive Director) 2. Jaiprakash Associates Limited (Independent Non-Executive Director) 3. AJR Infra & Tolling Ltd (Formerly Gammon Infrastructure Projects Limited)(Independent Non-Executive Director) 4. Rolta India Limited (Independent Non-Executive Director) 5. Associated Alcohol & Breweries Ltd (Independent Non-Executive Director)
Dr. Anil Kakodkar DIN - 03057596	Independent Non Executive Director	6	No	1	1	2	1. Walchandnagar Industries Limited (Independent Non-Executive Director)
Mr. Shailendra Bhandari DIN - 00317334	Independent Non Executive Director	6	No	1	Nil	1	-
Mr. Vijay Kumar Thadani DIN - 00042527	Independent Non-Executive Director	2	N.A.	3	Nil	2	1. NIIT Limited (Executive Director)
Mr. Vipin Sondhi DIN - 00327400	Independent Non-Executive Director	--	N.A.	Nil	Nil	Nil	-
Mr. Pulak Chandan Prasad DIN - 00003557	Non Independent Non-Executive Director	1	N.A.	2	Nil	1	1. Vaibhav Global Limited (Non Independent Non Executive Director) 2. Berger Paints India Limited (Independent Non Executive Director)
Dr. Santosh Pande ##### DIN - 01070414	Independent Non Executive Director	3	Yes	-	-	-	-

Mr. Tarun Sawhney and Mr. Nikhil Sawhney are sons of Mr. Dhruv M. Sawhney, Chairman & Managing Director of the Company and are thus related.

Excludes Directorships in Indian Private Limited Companies, Foreign Companies, Firms, Partnerships including LLPs, Section 8 Companies and membership of various Chambers and other non-corporate organizations.

The committees considered for the purpose are those prescribed under Regulation 26 of Listing Regulations i.e. Audit Committee and Stakeholders' Relationship Committee of public limited companies.

Dr. Santosh Pande ceased to be the Director of the Company on account of death w.e.f September 20, 2021.

Board Functioning and procedure Matrix of skills / expertise / competence of the Board of Directors

The Board comprises qualified members who bring in the required skills, competence and expertise that allow them to make effective contribution to the Board and its committees.

Details of the core skills / expertise / competencies identified by the board of directors as required in the context of the Company's business(es) and sector(s) in which it operates to function effectively.

General management and leadership experience*:

This includes experience in the areas of general management practices and processes, business development, strategic planning, global business opportunities, manufacturing, engineering, financial management, information technology, research and development, senior level experience and academic administration.

Knowledge, Functional and managerial experience*:

Knowledge and skills in accounting and finance, business judgment, crisis response and management, industry knowledge, formulating policies and processes, legal & administration, sales

and marketing, supply chain, risk management & internal controls, financial & operational controls.

Diversity & Behavioural and Personal attributes:

Diversity of thought, experience, perspective, gender and culture brought to the Board by individual members, personal characteristics matching the Company's values, such as ethics & integrity, accountability, commitment, building relationship.

Corporate governance and Finance:

Understanding of good corporate governance practices & regulatory framework applicable to the Company and its compliances, maintaining board and management accountability, protecting stakeholders' interests and Company's responsibilities towards customers, employees, suppliers, regulatory bodies and the communities in which it operates, financial skills, oversight for risk management and internal controls and proficiency in financial management.

* These skills / competencies are broad-based, encompassing several areas of expertise/ experience. Each Director may possess varied combinations of skills/experience within the described set of parameters, and it is not necessary that all Directors possess all skills/experience listed therein.

Given below is a list of core skills, expertise and competencies of the individual Directors:

Core Skills/Expertise	DS	NS	TS	HD	SB	AK	VKT	VS	PP	AM
General Management and Leadership	✓	✓	✓	✓	✓	✓	✓	✓	✓	✓
Functional and managerial experience	✓	✓	✓	✓	✓	✓	✓	✓	✓	✓
Diversity behavioural and personal attributes	✓	✓	✓	✓	✓	✓	✓	✓	✓	✓
Corporate governance and Finance	✓	✓	✓	✓	✓	✓	✓	✓	✓	✓

DS- Mr. Dhruv M Sawhney, NS- Mr. Nikhil Sawhney, TS- Mr. Tarun Sawhney, HD – Ms Homai Daruwalla., SB- Mr. Shailender Bhandari, AK – Dr. Anil Kakodkar, VKT-Mr. Vipin Kumar Thadani, VS – Mr. Vipin Sondhi, PP – Mr. Pulak Chandan Prasad, AM –Mr. Arun Mote

Board Meeting Frequency and circulation of Agenda papers

The Board and its Committees meet at regular intervals for discussion on agenda circulated well in advance by the Company. All material information is incorporated in the agenda for facilitating meaningful and focused discussion at the meeting. Where it is not practical to attach or send the relevant information as a part of agenda papers, the same are tabled at the Meeting. To meet the business exigencies or urgent matters the resolutions are passed by the Directors by Circulation.

The Company has proper systems to enable the Board to periodically review compliance reports of all laws applicable to the Company, as prepared by the Company as well as steps taken by the Company to rectify instances of non-compliances. The Board reviewed compliance reports prepared by the Company on quarterly periodicity.

Presentations by the Management

The senior management of the Company is invited at the Board meetings to make presentations covering performance of the businesses of the Company,

Strategy and Business Plans and to provide clarifications as and when necessary.

Access to Employees

The Directors bring an independent perspective on the issues deliberated by the Board. They have complete and unfettered access to any information of the Company and to any employees of the Company.

Availability of Information to Board members include:

- Performance of business, business strategy going forward, new initiatives being taken/ proposed to be taken and business plans of the Company.
- Annual operating plans and budgets including capital expenditure budgets and any updates.
- Quarterly results of the Company.
- Minutes of the meetings of the committees of the Board.
- The information on recruitment and remuneration of senior officer just below the Board level, including appointment or removal of Chief financial officer and the Company Secretary
- Show cause, demand, prosecution notices and penalty notices which are materially important.
- Fatal or serious accidents, dangerous occurrences, any material effluent or pollution problems.
- Any material default in the financial obligations to and by the Company, or substantial non-payment for goods sold / services provided by the Company.
- Any issue, which involves possible public or product liability claims of substantial nature, including any judgment or order which, may have passed strictures on the conduct of the Company or taken an adverse view regarding another enterprise that can have negative implications on the Company.
- Details of any joint venture or collaboration agreement.
- Transactions that involve substantial payment towards goodwill, brand equity, or intellectual property.
- Significant labour problems and their proposed solutions. Any significant development in Human

Resources/ Industrial Relations front like signing of wage agreement etc.

- Sale of material nature, of investments, subsidiaries, assets, which is not in normal course of business.
- Quarterly details of foreign exchange exposures and the steps taken by the management to limit the risks of adverse exchange rate movement, if material.
- Non-compliance of any regulatory, statutory nature or listing requirements and shareholders service such as non-payment of dividend, delay in share transfer etc.
- Statutory compliance report of all laws applicable to the Company.
- Details of the transactions with the related parties.
- General notices of interest of directors.
- Appointment, remuneration and resignation of Directors.

Post Meeting follow up mechanism

The important decisions taken by the Board at its meetings are promptly communicated to the concerned departments/divisions. Action taken report on the decisions of the previous meeting(s) is placed at the immediately succeeding meeting of the Board for information and review by the Board.

Appointment/ Re-appointment of Director

The information/details pertaining to Director seeking appointment/re-appointment in ensuing Annual General Meeting (AGM), is provided in the notice for the AGM. The Notice contains the relevant information, like brief resume of the Director, nature of his expertise in specific functional areas and names of the companies in which he holds Directorship and membership of any Committee of the Board.

II Committees of the Board

The Board Committees play a crucial role in the governance structure of the Company and are constituted to deal with specific areas/activities which concern the Company and are considered to be performed by members of the Board. The Board supervises the execution of its responsibilities by the committees and is responsible for their action. The minutes of the meetings of all the committees are placed before the Board. The Board committees can request special invitees to join the meeting as

appropriate. The Board has constituted the following committees with adequate delegation of powers to discharge business of the Company:

1. Audit Committee
2. Nomination and Remuneration Committee
3. Stakeholders' Relationship Committee
4. Corporate Social Responsibility Committee
5. Risk Management Committee
6. Technology Committee

Details of the role and composition of these committees, including the number of meetings held during the financial year and the related attendance are provided below:

1. Audit Committee

Composition, Meetings and Attendance

The Audit Committee is headed by an Independent Director and consists of the members as stated below. During the year ended on March 31, 2022, the Committee held five meetings on June 27, 2021, August 11, 2021, October 26, 2021, February 1, 2022 and February 16, 2022. The maximum gap between any two meetings was less than one hundred and twenty days. The composition and attendance detail of each Committee member is as under:-

Name of the Members	Category	No. of meetings	
		Held	Attended
Ms.Homai A Daruwalla-Chairperson	Independent Non-Executive Director	5	5
Mr. Nikhil Sawhney	Promoter & Executive Director	5	5
Mr. Shailender Bhandari*	Independent Non-Executive Director	2	2
Dr. Santosh Pande**	Independent Non-Executive Director	2	2

*Appointed as a member w.e.f December 13, 2021.

**Ceased to be a member, due to his death, w.e.f September 20, 2021.

The Company Secretary acts as the Secretary of the Audit Committee. Ms Homai A Daruwalla Chairperson of the Audit Committee and Stakeholders Relationship Committee attended the 26th AGM held on September 15, 2021 to answer the shareholders queries.

The terms of reference of the Committee inter-alia include:-

- Reviewing the Company's financial reporting process and its financial statements.
- Reviewing the accounting and financial policies and practices and compliance with applicable accounting standards.
- Reviewing the efficacy of the internal control mechanism, monitor risk management policies adopted by the Company and ensure compliance with regulatory guidelines.
- Reviewing reports furnished by the internal and statutory auditors, and ensure that suitable follow-up action is taken.
- Examining accountancy and disclosure aspects of all significant transactions.
- Reviewing with management the quarterly, half yearly & annual financial statements including review of qualifications, if any, in the audit report before submission to the Board for approval.
- Recommending appointment of Statutory and Internal Auditors and fixation of audit fees.
- Seeking legal or professional advice, if required.
- Approval or any subsequent modifications of transactions of the Company with related parties.
- Scrutiny of Inter-Corporate loans and investments.
- Valuation of undertakings or assets of the Company, wherever required.
- Reviewing the utilization of loans and/or advances from/investment by the holding company in the subsidiary exceeding Rupees 100 crore or 10% of the asset size of the subsidiary, whichever is lower including existing loans / advances / investment.
- To consider and comment on rationale, cost-benefits and impact of schemes involving merger, demerger, amalgamation etc. on the listed entity and its shareholders.
- Any other matter as may be prescribed, from time to time, to be referred to the Audit Committee in terms of the Companies Act 2013/ SEBI (LODR) Regulations and the applicable rules, regulations thereto.

The constitution and term of reference of the Audit Committee meet the requirements of Regulation 18 of the Listing Regulations read with the relevant provisions of the Companies Act, 2013.

2. Nomination & Remuneration Committee (NRC)

Composition, Meetings and Attendance

The Nomination & Remuneration Committee is headed by an Independent Director and consists of the members as stated below. During the year ended on March 31, 2022, the Committee held Four meetings on May 8, 2021, June 27, 2021, December 15, 2021 and March 17, 2022. The attendance details of each Committee member is as under:-

Name of the Members	Category	No. of meetings Held	
		Held	Attended
Ms Homai A Daruwalla – Chairperson	Independent Non-Executive Director	4	4
Mr. Tarun Sawhney	Promoter and Non-Executive Director	4	4
Mr. Shailendra Bhandari*	Independent Non-Executive Director	2	2
Dr Santosh Pande**	Independent Non-Executive Director	2	2

*Appointed as a member w.e.f December 13,2021.

**Ceased to be a member, due to his death, w.e.f September 20, 2021.

The broad terms of reference of the Committee are to

- Identify persons who are qualified to become Directors (Executive, Non-Executive and Independent Directors) and who may be appointed in senior management in accordance with the criteria laid down.
- Recommend to the Board their appointment and removal and shall carry out evaluation of every director's performance.
- Formulate the criteria for determining qualifications, positive attributes and independence of a director and recommend to the Board, a policy relating to the remuneration for the directors (Executive, Non-Executive and Independent Directors), key managerial personnel and other employees.
- Plan for succession of Board members and Key Managerial Personnel;
- Devise a policy on Board diversity;
- Formulate and administer the Company's Employee Stock Option Scheme from time to time in accordance with SEBI guidelines; and
- Review the adequacy of aforesaid terms of reference and recommend any proposed change to the Board for its approval.

The constitution and term of reference of the NRC meet the requirements of Regulation 19 of the Listing Regulations read with the relevant provisions of the Companies Act, 2013 and the SEBI ESOP Guidelines/Regulations.

Remuneration Policy

In terms of the provisions of the Companies Act, 2013 and the listing regulations the Board of Directors of the Company has adopted Nomination and Remuneration Policy for nomination and remuneration of Directors, KMP and Senior Management. The Nomination and Remuneration Policy is available on the website of the Company (web link- <http://www.triveniturbines.com/key-policies>). There has been no change in the policy since last fiscal.

Board Evaluation

The Nomination and Remuneration Committee has laid down the criteria for evaluation of performance of Directors based on the indicators provided in the Remuneration Policy. The performance evaluation of Independent Directors (IDs) was done by the entire Board of Directors, excluding the ID being evaluated, based on parameters, such as, number of meetings attended, inputs and contribution made, independence of judgement, effectiveness etc. The Chairman and Managing Director, Vice Chairman and Managing Director and the Executive Director evaluates the Senior Management Personnel, including KMPs considering the competencies/indicators provided in the Remuneration policy.

Remuneration to Executive Directors

The remuneration to the Executive Director is recommended by the Nomination and Remuneration Committee to the Board and after approval by the Board, the same is put up for the shareholder approval. Executive Directors do not receive any sitting fees for attending the Board and Committee meetings.

During the financial year 2021-22, the Company had three (3) Executive Directors viz. Mr. Dhruv M. Sawhney, Chairman & Managing Director (CMD), Mr. Nikhil Sawhney, Vice Chairman & Managing Director (VCMD) and Mr. Arun Prabhakar Mote, Executive Director (ED).

The details of remuneration paid/payable to CMD, VCMD & ED during the financial year 2021-22 are as under:

(₹ In millions)

Name of the Executive Director	Mr. Dhruv M. Sawhney CMD	Mr. Nikhil Sawhney VCMD	Mr. Arun Prabhakar Mote ED
No. of shares held as on March 31, 2022	23386813	14760246	Nil
Service Period	10.05.2019 to 09.05.2024	10.05.2021 to 09.05.2026	1.11.2019 to 31.10.2022
Salary	Nil	36.03	26.00
Performance Bonus/ Commission	Nil	27.50	6.00
Contribution to PF and other Funds	Nil	5.75	1.35
Other Perquisites	Nil	1.39	0.25
Total	Nil	70.67	33.60

In accordance with shareholders' approval Mr. Dhruv M. Sawhney has not been drawing any remuneration from this Company (in his capacity as Chairman and Managing Director of the Company). He has been drawing remuneration from the foreign step-down subsidiary namely, Triveni Turbines DMCC, Dubai. As per the terms of contract he is entitled to a basic salary of 1,50,000 AEDs per month.

Remuneration to Non-Executive Directors (NEDs)

The Company pays sitting fee to its NEDs for attending the meetings of the Board and its Committees. In addition to the sitting fees, the Company pays commission to its NEDs within the limits approved by the shareholders of the Company. The said commission is decided by the Board and distributed to NEDs based on their contribution during Board/Committee meetings, as well as time spent on operational/ strategic matters other than at meetings. The details of the remuneration paid/provided during the financial year 2021-22 to NEDs are as under:-

(₹ In millions)

Name of the Non-Executive Director	Sitting fees for the year ended March 31, 2022	Commission for the year ended March 31, 2022	No of Shares held as on March 31, 2022
Mr. Tarun Sawhney	0.58	1.50	13972088
Ms. Homai A Daruwalla	1.175	1.60	--
Dr. Anil Kakodkar	0.60	1.60	-
Mr. Shailendra Bhandari	0.775	1.50	-
Mr. Vijay Kumar Thadani	0.225	0.30	-
Mr. Pulak Chandan Prasad	-	-	-
Mr. Vipin Sondhi	-	-	-
Dr. Santosh Pande	0.475	0.80	-

None of the Independent/Non-Executive Directors has any pecuniary relationship or transactions with the Company, its promoters and its senior management, its subsidiaries and associate companies except for the payment of remuneration as stated above. Late Dr. Santosh Pande independent Director was and Ms Homai A Daruwalla is also on the Board of Directors of Triveni Engineering & Industries Ltd. (TEIL), one of the promoter companies and have received sitting fees as a Director/Committee member from that Company. Whereas Mr. Tarun Sawhney, Promoter & Non Executive Director is the Vice Chairman and Managing Director of TEIL and has drawn remuneration from that Company.

During the year, the Company has not issued any stock option to its Directors including Independent Directors under its ESOP Schemes.

3. Stakeholders' Relationship Committee (SRC)

Composition, Meetings and Attendance

The Stakeholders' Relationship Committee is headed by an Independent Director and consists of the members as stated below. During the year ended on March 31, 2022, the Committee held one meeting on March 17, 2022.

The composition and attendance of each Committee Member is as under:-

Name of the Members	Category	No. of meetings	
		Held	Attended
Ms. Homai A Daruwalla – Chairperson	Independent Non-Executive Director	1	1
Mr. Nikhil Sawhney	Promoter and Executive Director	1	1
Mr. Tarun Sawhney	Promoter and Non-Executive Director	1	1

Function and term of reference:

The Function and terms of reference of the SRC as specified in the Regulation 20 of the Listing Regulations and Section 178 of the Companies Act 2013 as amended from time to time and broadly include

- Resolving the grievances of the security holders of the Company including complaints related to transfer/transmission of shares, non-receipt of annual report, non-receipt of declared dividends, issue of new/duplicate certificates, general meetings etc.
- Review of measures taken for effective exercise of voting rights by shareholders.
- Review of adherence to the service standards adopted by the company in respect of various services being rendered by the Registrar & Share Transfer Agent.
- Review of the various measures and initiatives taken by the Company for reducing the quantum of unclaimed dividends and ensuring timely receipt of dividend warrants/annual reports/statutory notices by the shareholders of the Company.
- Review of the report(s) which may be submitted by the Company Secretary/RTA relating to approval/confirmation of requests for share transfer/transmission/transposition/consolidation/issue of duplicate share certificates/sub-division, consolidation, remat, demat etc. on quarterly basis.

The constitution and term of reference of the SRC meet the requirements of Regulation 20 of the Listing Regulations read with the relevant provisions of the Companies Act, 2013. Mr. Rajiv Sawhney Company Secretary has been designated as the Compliance Officer of the Company.

Details of Investor complaints

During the Financial year ended 31st March, 2022, the Company received complaints from various shareholders / investors relating to non-receipt of dividend, annual report etc. All of them were resolved / replied suitably by furnishing the requisite information / documents. Details of investor complaints received and resolved during the FY 21-22 are as follows:

Opening Balance	Received	Resolved	Pending
Nil	4	4	Nil

Further there were no pending share transfers and requests for dematerialisation as on March 31, 2022. Number of Complaints received during the year as a percentage of total number of members as on March 31, 2022 is 0.01 %.

4. Corporate Social Responsibility Committee

Composition, Meetings and Attendance

The Corporate Social Responsibility Committee is headed by an Executive Director and consists of the members as stated below. During the year ended on March 31, 2022, the Committee held one meeting on June 27, 2021. The committee position and attendance detail of each Committee member is as under:-

Name of the Members	Category	No. of meetings	
		Held	Attended
Mr. Nikhil Sawhney- Chairman	Promoter and Executive Director	1	1
Mr. Tarun Sawhney	Promoter and Non-Executive Director	1	-
Mr. Arun Prabhakar Mote	Executive Director	1	1
Ms. Homai A Daruwalla	Independent Non-Executive Director	1	1

Function and term of reference:

In accordance with the provisions of Companies Act, 2013, the Committee is authorized to formulate and recommend to the board, a CSR policy indicating the activity or activities to be undertaken by the Company as specified in Schedule VII of the Companies Act 2013; recommend amounts to be spent on these activities; review the Company's CSR policy periodically and monitor the implementation of the CSR projects by instituting a structured and effective monitoring mechanism.

The constitution and term of reference of the CSR Committee meet the requirements of relevant provisions of the Companies Act, 2013.

5. Risk Management Committee

The Risk Management Committee is headed by an Executive Director and consists of the members as stated below. During the year ended on March 31, 2022, the Committee met two times on October 26, 2021 and March 17, 2022. The committee position and attendance detail of each Committee member is as under:-

Name of the Members	Category	No. of meetings	
		Held	Attended
Mr. Nikhil Sawhney-Chairman	Promoter and Executive Director	2	2
Mr. Arun Prabhakar Mote	Executive Director	2	2
Mr. Lalit Kumar Agarwal	Chief Financial officer	2	2
Ms. Homai A Daruwalla*	Independent Non-Executive Director	1	1
Mr. Santosh Pande**	Independent Non-Executive Director	2	-

*Appointed as a member w.e.f 13.12.2021

**Ceased to be a member, due to his death, w.e.f September 20, 2021.

The Function and term of reference of the Committee are

- To formulate a detailed risk management policy which shall include:
 - (a) A framework for identification of internal and external risks specifically faced by the Company, in particular including financial, operational, sectoral, sustainability (particularly, ESG related risks), information, cyber security risks or any other risk as determined by the Committee.
 - (b) Measures for risk mitigation including systems and processes for internal control of identified risks.
- Business continuity plan.
- To ensure that appropriate methodology, processes and systems are in place to monitor and evaluate risks associated with the business of the Company.

- To monitor and oversee implementation of the risk management policy, including evaluating the adequacy of risk management systems.
- To periodically review the risk management policy, at least once in two years, including by considering the changing industry dynamics and evolving complexity.
- To keep the board of directors informed about the nature and content of its discussions, recommendations and actions to be taken.
- To review the appointment, removal and terms of remuneration of the Chief Risk officer of the Company (if any).
- To coordinate the activities of the committee with other committees, in instances where there is any overlap with activities of other such committees, as per the framework laid down by the board of directors.
- To pursue such other activities and functions as may be provided under the relevant provisions of the Companies Act, 2013 or SEBI (Listing Obligations and Disclosure Requirements) Regulations, 2015 duly amended from time to time.

The constitution and term of reference of the Risk Management Committee meet the requirements of Regulation 21 of the Listing Regulations.

Technology Committee

The Technology Committee is headed by a Non-Executive Independent Director and consists of the members as stated below. During the year ended on March 31, 2022, the Committee met one time on October 21, 2021. The committee position and attendance detail of each Committee member is as under:-

Name of the Members	Category	No. of meetings	
		Held	Attended
Dr. Anil Kakodkar	Independent Non-Executive Director	1	1
Mr. Arun Prabhakar Mote	Executive Director	1	1
Mr. P.U. Gopi	Executive Vice President & CTO –Technology	1	1

Other Functional Committees

Operations Committee

Apart from the above statutory committees, the Board of Directors has constituted an Operations Committee comprising of three (3) Directors to oversee routine items that are in the normal course of the business. The Board of Directors have delegated certain powers to this Committee to facilitate the working of the Company. The Committee met 2 times during the financial year ended March 31, 2022 on September 9, 2021 and December 1, 2021.

III General Body Meetings

Particulars of the last three Annual General Meetings are as follows:

Year	Date & Day	Location	Time	Special Resolution
2020-21	September 15, 2021 Wednesday	Company conducted AGM through Video conferencing/other audio visual means.	3.00 p.m.	Re-appointment of Mr. Nikhil Sawhney (DIN :00029028) as Managing Director of the Company (designated as Vice Chairman & Managing Director) with effect from 10th May, 2021, for a period of five (5) years.
2019-20	September 23, 2020 Wednesday	Company conducted AGM through Video conferencing/other audio visual means.	11.00 a.m.	Payment of remuneration by way of commission etc. to Directors of the Company within the limits specified under Companies Act, 2013 for 5 years w.e.f. April 1, 2020.
2018-19	September 23, 2019 Monday	Stardom Convention Ground Floor, C-1 Word Trade Tower, Sector 16 Noida	12.30 p.m.	Re-appointment of Mr. Arun Prabhakar Mote as Whole –time Director of the Company for a period of three years with effect from November 1, 2019.

There was no Extra-Ordinary General Meeting held during the financial year ended March 31, 2022.

Postal Ballot

a. Details of the special/ordinary resolutions passed by the Company through postal ballot:

During the financial year ended March 31, 2022, the Company sought approval from its shareholders for passing of following special resolution as set out in the Postal Ballot Notice dated January 27, 2022 through the process of Postal Ballot. Mr. Suresh Gupta, Practicing Company Secretary conducted the Postal Ballot process. The details of the resolution along with the snap shot of the voting results are as follows:

Sr No	Detail of Special Resolution	Number of Valid Postal Ballot received	Votes Cast in favour of the Resolution		Votes Cast against the Resolution	
			No	%	No	%
1	Appointment of Mr. Vijay Kumar Thadani as an Independent Director of the Company.	310808240	310803929	99.99	4311	0.01

Date of Postal Ballot Notice : January 27, 2022

Voting Period : January 28, 2022 (9 a.m.) to February 26,2022 (5 p.m.)

Date of Result of Postal Ballot : February 28, 2022

Date of approval : February 26, 2022

b. Whether any special resolution is proposed to be conducted through postal ballot and the procedure thereof

The Company is seeking approval of the shareholders by way of a special resolution for the appointment of Mr. Vipin Sondhi as an independent director and by way of an ordinary resolution for the appointment of Mr Pulak Chandan Prasad through postal ballot notice dated May 13, 2022.

c. Procedure for Postal Ballot:

The Company endeavours to follow the procedure laid down under the relevant provisions of the Act read with relevant rules and the provisions of Listing Regulations as and when there is any proposal for passing resolutions by Postal Ballot.

Means of Communication

- (a) **Quarterly Results:** The Unaudited quarterly/ half yearly financial results and the annual audited financial results of the Company were published in National English and Hindi newspapers which include Business Standard (English and Hindi) and The Hindu Business Line(English). The results are also displayed on the website of the Company at www.triveniturbines.com and the same were also sent to all the Stock Exchanges where the equity shares of the Company are listed. The Investor's brief were also sent to Stock Exchanges.
- (b) **Website www.triveniturbines.com:** Detailed information on the Company's business and products; quarterly/half yearly/nine months and annual financial results, Investor brief and the quarterly distribution of Shareholding are displayed on the Company's website.
- (c) **Teleconferences and Press conferences, Presentation etc.:** The Company held quarterly Investors Teleconferences and Press Conferences for the investors of the Company after the declaration of the Quarterly/Annual Results. The Company made presentations to institutional investors/analysts during the period which are available on the Company's website.
- (d) **Exclusive email ID for investors:** The Company has designated the email id shares.ttl@trivenigroup.com exclusively for investor servicing, and the same is prominently displayed on the Company's website www.triveniturbines.com. The Company strives to reply to the Complaints within a period of 6 working days.
- (e) **Annual Report:** Annual Report contains inter-alia Audited Annual Standalone Financial Statements/Consolidated Financial Statements, Directors' Report, and Auditors' Report. The Management Perspective, Business Review and Financial Highlights are also part of the annual report.
- (f) **The Management Discussion & Analysis:** The Management Discussion & Analysis Report forms part of the Annual Report.
- (g) **Intimation to Stock Exchanges:** The Company intimates stock exchanges all price sensitive information or such other information which in its opinion are material & of relevance to the shareholders. The Company also submits electronically various compliance reports/

statements periodically in accordance with the provisions of the Listing Regulations on NSE and BSE's Electronic Filing Systems.

General Shareholder Information

(a) Annual General Meeting

Day & Date : Tuesday, August 23, 2022

Time : 11:30 A.M. (IST)

Venue : The Company is conducting the meeting through Video Conferencing / Other Audio Visual Means facility pursuant to the general circular dated May 5, 2022 issued by the Ministry of Corporate Affairs. The deemed Venue for Meeting will be registered Office of the Company.

(b) Financial Year: April to March

Financial Calendar for the financial year 2022-23 (tentative)

Financial Reporting for the 1st Quarter ending June 30, 2022	By mid of August, 2022
--	------------------------

Financial Reporting for the 2nd Quarter ending September 30, 2022	By mid of November, 2022
---	--------------------------

Financial Reporting for the 3rd Quarter ending December 31, 2022	By mid of February, 2023
--	--------------------------

Financial Reporting for the Annual Audited Accounts ending March 31, 2023	By the end of May, 2023
---	-------------------------

(c) Dividend Record Date: August 16, 2022

(d) Dividend Payment Date: Within 30 days of AGM

(e) Listing on Stock Exchanges

The Company's equity shares are listed at the following Stock Exchanges:

Sl. No.	Name and Address of Stock Exchanges	Stock Code
1.	BSE Ltd. Phiroze Jeejeebhoy Towers Dalal Street, Fort, Mumbai – 400 001.	533655
2.	National Stock Exchange of India Ltd. Exchange Plaza, 5th Floor Plot No. C/1, G Block, Bandra (E) Mumbai – 400 051.	TRITURBINE

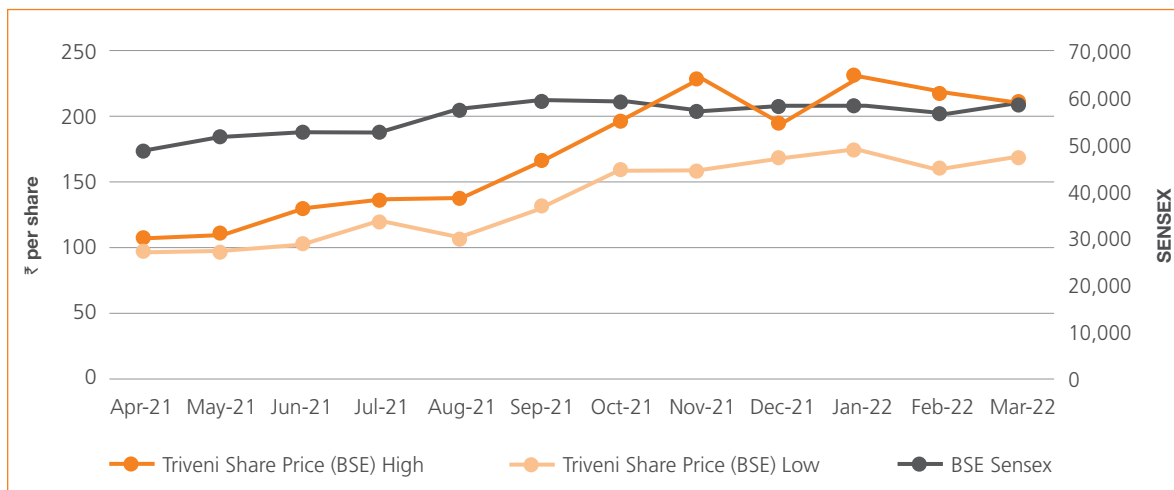
The Company has paid the listing fees upto the Financial Year 2022-2023 to both the aforesaid Stock Exchanges.

(d) Market Price Data/Stock Performance: year ended on 31st March, 2022

During the year under report, the trading in Company's equity shares was from 1st April 2021 to 31st March, 2022. The high & low price during this period on the BSE and NSE was as under:-

Month	Bombay Stock Exchange (BSE) (in ₹)		National Stock Exchange (NSE) (in ₹)	
	High	Low	High	Low
April, 2021	105.95	96.00	106.00	96.00
May, 2021	109.50	96.35	109.85	96.20
June, 2021	130.00	101.60	128.60	101.00
July, 2021	136.00	119.65	136.35	119.50
August, 2021	137.60	107.00	138.00	107.10
September, 2021	165.00	128.55	164.85	130.30
October, 2021	196.75	158.50	196.80	144.10
November, 2021	229.00	158.60	229.10	157.20
December, 2021	193.85	166.70	193.95	166.55
January, 2022	231.25	175.00	231.70	174.05
February, 2022	218.35	158.65	218.70	158.25
March, 2022	211.00	168.20	211.15	168.10

(e) Performance of the Share Price of the Company in comparison to the BSE Sensex



(f) Registrar & Share Transfer Agent

M/s. Alankit Assignments Limited continue to act as the Registrar and Share Transfer Agent of the Company.

Company obtains an annual certificate from Practising Company Secretaries as per the requirement of Regulation 40(9) of Listing Regulations and the same is filed with the Stock Exchanges within stipulated time.

(g) Share Transfer System

The authority for approving and confirming the request for transfer / transmission / issue of duplicate share certificates / consolidation/ dematerialization of shares etc. and performing other related activities has been delegated to the Company Secretary / Registrar and Share Transfer Agent M/s Alankit Assignments Ltd. (RTA). A summary of transactions so approved is placed at the Stakeholders' Relationship Committee Meeting, as and when held. The

In terms of provisions of Regulation 40 of the Listing Regulations as amended from time to time, requests for effecting transfer of securities (including transmission/transposition) cannot be processed by the listed companies unless the securities are held in dematerialized form. Further in terms of SEBI circular dated January 25, 2022, the listed companies shall issue the securities in dematerialized form only while processing the service requests for (a) issue of duplicate securities certificate; (b) claim from Unclaimed

Suspense Account; (c) Renewal/Exchange of securities certificate; (d) Endorsement; (e) Sub-division/Splitting of securities certificate; (f) Consolidation of securities certificates/folios. The Company/RTA shall verify and process the service requests for the aforesaid purposes and thereafter issue a 'Letter of Confirmation' in lieu of physical securities certificate(s), to the securities holder/ claimant. Such 'Letter of Confirmation' shall be valid for a period of 120 days from the date of its issuance, within which the securities holder/ claimant shall make a request to the Depository Participant for dematerializing the said securities, failing which the RTA/Company shall credit the securities to the Suspense Escrow Demat Account of the Company. Necessary Form ISR-4 for the aforesaid service requests is available on the website of the Company at www.triveniturbines.com. Accordingly, members are requested to make service requests for aforesaid purposes by

submitting a duly filled up and signed Form ISR – 4 directly to the Company's RTA, M/s. Alankit Assignments Limited, along with the documents / details specified therein for processing.

SEBI has, also vide its Circular dated 3rd November, 2021, made it mandatory for holders of physical securities to furnish PAN, KYC and Nomination/Opt-out of Nomination details to avail any investor service. Folios wherein any one of these details are not registered by 1st April, 2023 shall be frozen. The concerned Members are therefore urged to furnish PAN, KYC and Nomination/ Opt out of Nomination by submitting the prescribed forms, duly filled up and signed, by email from their registered email id to rta@alankit.com or by sending a physical copy of the prescribed forms duly filled up and signed by all the registered holders to the Company's RTA, M/s. Alankit Assignments Ltd.

(h) Distribution of Equity Shareholding as on March 31, 2022

Category (Shares)	No. of Holders	% to total shareholders	No. of Shares	% to total shares
From 1 - 500	46101	93.892	3540947	1.095
501 -1000	1647	3.354	1240068	0.384
1001 - 2000	682	1.389	987750	0.305
2001 - 3000	205	0.417	521450	0.161
3001 - 4000	110	0.224	393638	0.122
4001 - 5000	70	0.143	325435	0.101
5001 - 10000	104	0.212	720502	0.223
10001 & above	181	0.369	315575694	97.609
Total	49100	100.000	323305484	100.000

(i) Shareholding Pattern of Equity Shares as on March 31, 2022

Category	Number of Shares held	Shareholding %
Indian Promoters	219142811	67.78
Mutual Funds/UTI	38778068	11.99
Banks, Financial Institutions, Insurance Cos	26004	0.01
FII's	0	0
Foreign Portfolio Investor	53012570	16.40
Bodies Corporate	1580459	0.49
Indian Public(*)	10189246	3.15
NRI's/OCB's	438632	0.14
Others – Clearing Members /IEPF	137694	0.04
Total	323305484	100.00

(*) Includes 81783 equity shares held by directors and their relatives.

(j) Dematerialisation of Shares & Liquidity

The Company's equity shares are compulsorily traded in the electronic form. The Company has entered into an Agreement with NSDL and CDSL to establish electronic connectivity of its shares for scripless trading. Both NSDL & CDSL have admitted the Company's equity share on their system.

The system for getting the shares dematerialized is as under:

Share Certificate(s) along with Demat Request Form (DRF) are to be submitted by the shareholder to the Depository Participant (DP) with whom he/she has opened a Depository Account.

DP will process the DRF and generates a unique number DRN.

DP will forward the DRF and share certificates to the Company's Registrar and Share Transfer Agent.

The Company's Registrar and Share Transfer Agent after processing the DRF will confirm or reject the request to the Depositories.

Upon confirmation, the Depository will give the credit to shareholder in his/her depository account maintained with DP.

As on March 31, 2022, 99.98 % of total equity share capital of the Company were held in dematerialised form. The ISIN allotted in respect of equity shares of ₹ 1/- each of the Company by NSDL/CDSL is INE152M01016. Confirmation in respect of the requests for dematerialisation of shares is sent to NSDL and CSDL within the stipulated period.

(k) Outstanding GDR/ADR or Warrants

As on date there are no Global Depository Receipts (GDR), American Depository Receipt (ADR), Warrants or any other convertible instrument.

(l) Commodity price risk or foreign exchange risk and hedging activities

Based on the products manufactured or dealt with by the Company, the Company is not exposed to any material commodity price risks. The Company is exposed to foreign

exchange risk mainly in respect of exposures relating to export orders. The Company remains substantially hedged through appropriate derivative instruments to minimize the risk and to take advantage of forward premium. The details of unhedged foreign currency exposures and hedging are disclosed in notes to the financial statements.

(m) Reconciliation of Share Capital Audit

As stipulated by SEBI, a qualified Practicing Company Secretary carries out Reconciliation of Share Capital Audit to reconcile the total admitted capital with NSDL and CDSL and the total issued and listed capital. This audit is carried out every quarter and the report thereon is submitted to the Stock Exchanges. The Audit confirms that the total listed and paid-up capital is in agreement with the aggregate of the total number of shares in dematerialised form and in physical form.

(n) Unclaimed Dividend

Section 124 of the Companies Act, 2013 read with Investor Education and Protection Fund(Accounting, Audit, Transfer and Refund Rules, 2016 mandates that Company transfer the dividend that has remained unclaimed for a period of 7 years from the unpaid dividend account to the Investor Education and Protection Fund (IEPF).

Further the Rules mandate that the shares in respect of such dividend has not been claimed for a period of seven consecutive years are also liable to be transferred to IEPF. In the interest of shareholders, the Company sends reminders to the shareholders to claim their dividends in order to avoid transfer of dividend/ shares to IEPF Authority. Notices in this regard are also published in the Newspapers and the details of unclaimed dividends and shareholders whose shares are liable to be transferred to the IEPF Authority, are uploaded on the Company's website.

In compliance with these requirements the Company has transferred equity shares of all such shareholders whose dividends had remained unclaimed for seven consecutive years to the Demat Account of IEPF. The detail of the same has been uploaded on the company's website at <https://www.triveniturbines.com/transfer-shares-iepf.html>. However, the shareholders are

entitled to claim their equity shares including all the corporate benefits accruing on such shares, if any, from the IEPF Authority by submitting an online application in prescribed Form IEPF-5 and sending a physical copy of the said Form duly signed by all the joint shareholders, if any, as per the specimen signatures recorded with the Company along with requisite documents enumerated in the Form IEPF-5, to the Company's Registrar & Transfer Agent, M/s Alankit Assignments Ltd, New Delhi. The Rules and Form IEPF-5 for claiming back the equity shares are available on the website of IEPF www.iepf.gov.in. It may please be noted that no

claim shall lie against the Company in respect of equity shares transferred to IEPF pursuant to the said Rules.

The following table provides a list of years for which unclaimed dividend and their corresponding shares which would be eligible to be transferred to IEPF on the dates mentioned below. Shareholders who have not so far encashed their dividend warrant(s) or have not received the same are requested to seek issuance of duplicate warrant(s) by writing to the Company confirming non-encashment/non-receipt of dividend warrant(s).

Financial Year/Period	Whether Interim/Final	Date of declaration of dividend	Due date for transfer to IEPF*1
2014-15	Final Dividend	06.08.2015	08.09.2022
2015-16	1st Interim Dividend	06.11.2015	09.12.2022
2015-16	2nd Interim Dividend	16.03.2016	19.04.2023
2016-17	Interim Dividend	04.08.2016	08.09.2023
2016-17	Final Dividend	09.08.2017	08.08.2024
2017-18	Interim Dividend	08.11.2017	10.12.2024
2017-18	Final Dividend	10.09.2018	14.10.2025
2018-19	No Dividend	--	--
2019-20	Interim Dividend	06.11.2019	9.12.2026
2020-21	Final Dividend	15.09.2021	13.10.2028
2021-22	Interim Dividend	26.10.2021	28.11.2028

*Indicative dates, actual dates may vary

The Company during the FY 2021-22 transferred ₹ 1,75,992/- towards unclaimed dividend to the IEPF Account.

Equity shares of the Company lying in IEPF suspense account

In accordance with the requirement of Regulation 34(3) and Part F of Schedule V to the SEBI (Listing Regulations), detail of the equity shares in the suspense account are as follows

Particulars	Number of Shareholders	No of Equity shares
aggregate number of shareholders and the outstanding shares in the suspense account lying at the beginning of the year	529	42016
number of shareholders who approached listed entity for transfer of shares from suspense account during the year	5	700
number of shareholders to whom shares were transferred from suspense account during the year	2	300
aggregate number of shareholders and the outstanding shares in the suspense account lying at the end of the year	576	44251

The voting rights on the shares outstanding in the said account as on March 31, 2022 shall remain frozen till the rightful owner of such shares claims the shares.

o) Locations

Detailed information on plant / business locations including registered and corporate offices is provided elsewhere in the Annual Report.

Address for correspondence

- All Members correspondence should be forwarded to M/s. Alankit Assignments Limited, the Registrar and Share Transfer Agent of the Company or to the Share Department at the Corporate Office of the Company at the addresses mentioned below.
- The Company's dedicated e-mail address for Investors' Complaints and other communications is shares.ttl@trivenigroup.com.

Registrar & Share Transfer Agent	Share Department	Compliance Officer
M/s Alankit Assignments Ltd., Alankit Heights Unit: Triveni Turbine Limited 4E/2, Jhandewalan Extension, New Delhi-110 055. Phone: 011-42541234, 23541234, Fax: 011-42541967 Email: rta@alankit.com	Triveni Turbine Ltd. 8th Floor, Express Trade Towers, 15-16, Sector 16A, Noida-201 301. Tel. : +91 - 120- 4308000; Fax : +91- 120- 4311010-11 email :-shares.ttl@trivenigroup.com website :www.triveniturbines.com	Mr Rajiv Sawhney Company Secretary Triveni Turbine Ltd. 8th Floor, Express Trade Towers, 15-16, Sector 16A, Noida-201 301. Tel.: +91 -120-4308000; Fax : +91 – 120- 4311010-11 Email :- shares.ttl@trivenigroup.com

p) Credit Rating

During the financial year 2021-22, ICRA has upgraded/re-affirmed the rating for long term and short term facilities of the Company at AA with positive outlook and A1+ respectively.

OTHER DISCLOSURES

• Related Party Transactions

During the year there was no materially significant related party transaction which may have potential conflict with the interest of the Company. The Company has formulated a Related Party Transaction policy which has been uploaded on its website at <http://www.triveniturbines.com/key-policies> Details of related party information and transactions are being placed before the Audit Committee from time to time. The details of the related party transactions during the year have been provided in Note no 35 to the financial statements.

• Disclosures of Accounting Treatment

In the financial statements for the year ended March 31, 2022, the Company has followed the treatment as prescribed in the applicable Accounting Standards.

• Disclosures on acceptance of recommendations made by the Board Committees

During the financial year under review, there was no such instance wherein the Board had not accepted any recommendation of the any Committee of

the Board. All the recommendations made by the Committees of the Board were accepted by the Board.

• Details of Non-Compliance by the Company, penalties, stricture imposed on the Company by the Stock Exchanges, SEBI or any statutory authorities or any matter related to capital markets.

The Company has complied with all the requirements of the Stock Exchanges/the Regulations and guidelines of SEBI and other Statutory Authorities on all matters relating to capital markets. No penalties or strictures have been imposed by SEBI, Stock Exchanges or any statutory authorities on matters relating to capital markets during the last three years.

• Whistle Blower Policy and Affirmation that no personnel has been denied access to the Audit Committee

The Company has established a vigil mechanism through a Whistle Blower Policy for directors and employees to report concerns about unethical behaviour, actual or suspected fraud or violation of the company's code of conduct or ethics policy. The mechanism provides for adequate safeguards against

victimisation of director(s) / employee(s) who express their concerns and also provides for direct access to the Chairman of the Audit Committee in exceptional cases. During the year under review, no personnel was denied access to the Audit Committee. Further no complaint of sexual harassment was received from any women employee.

- **Code for prevention of Insider Trading**

The Company has formulated comprehensive Code of Conduct to regulate, monitor and report trading by Insiders in line with the SEBI (Prohibition of Insider Trading) Regulations, 2015 as amended. The Code lays down the guidelines which advise on procedures to be followed and disclosures to be made, while dealing in shares of the Company and the consequences of non-compliances, including the policy for enquiry in case of leak or suspected leak of Unpublished Price Sensitive Information ('UPSI'). The Company has also adopted Code for Fair Disclosure of UPSI along with Policy for Determination of Legitimate Purposes and the same is available on the Company's website at <https://www.triveniturbines.com/key-policies>.

- **Code of conduct for Directors and Senior Executives**

The Company has laid down a Code of Conduct for all Board Members and the Senior Executives of the Company. The Code of conduct is available on the Company's website www.triveniturbines.com. The code of conduct was circulated to all the members of the Board and senior management personnel and they have affirmed their compliance with the said code of conduct for the financial year ended March 31, 2022. A declaration to this effect signed by the Chairman & Managing Director is given below:

To the Shareholders of Triveni Turbine Ltd.

Sub.: Compliance with Code of Conduct

I hereby declare that all the Board Members and the Senior Management Personnel have affirmed compliance with the Code of Conduct as adopted by the Board of Directors and applicable to them for the Financial Year ended March 31, 2022.

Dhruv M. Sawhney

Chairman and Managing Director
DIN 00102999

Certification

The Chairman and Managing Director, Executive Director and Vice President & CFO have certified to the Board of Directors, inter-alia, the accuracy of financial statements and adequacy of internal controls for the financial reporting purpose as required under Regulation 17 (8) of Listing Regulations, for the year ended March 31, 2022. The said certificate forms part of the Annual Report.

Further, as required under Regulation 34(3) and Schedule V Para C clause (10)(i) of the SEBI (Listing Obligations and Disclosure Requirements) Regulations, 2015 a certificate from the Company Secretary in Practice has been received stating that none of the Directors on the Board have been debarred or disqualified from being appointed or continuing as Directors of Companies by the Board / Ministry of Corporate affairs or any such statutory authority. The said certificate forms part of the Annual Report.

Remuneration to Statutory Auditors

M/s Walker Chandio & Co LLP (ICAI Firm Registration No. 001076N/N500013) (WCC), are holding the office of Statutory Auditors of the Company and one of its wholly owned subsidiaries namely, Triveni Energy Solutions Ltd. The particulars of payment of Statutory Auditors fees on consolidated basis is given below:

(₹ in Million)

Particulars	
Service as Statutory Auditor (including quarterly audit)	5.12
Other matters	2.06
Re-imbursement of out of pocket expenses	0.04
Total	7.22

Disclosure of Loans and Advances

During the year, the Company has not given any loans and advances in the nature of loans to any firms/companies in which Directors are interested.

Details of compliance with mandatory requirements and adoption of the non-mandatory requirements

The details of mandatory requirements are mentioned in this Report. The Company is in compliance with the requirements specified under regulations 17 to 27 and clauses (b) to (i) of sub-regulation (2) of regulation 46 of the Listing Regulations, as applicable, with regard to corporate governance.

Further, as required under the SEBI Regulations, the Company has adopted Policy on Preservation of Documents, Archival Policy and Policy for determination of Materiality. The status of adoption of the discretionary requirement as prescribed in Schedule II Part E of the Listing Regulations is as under

Modified opinion(s) in audit report

The opinion expressed by the Auditor in the audit report on the financial statements for the year ended March 31, 2022 is unmodified.

Subsidiary Companies

Presently the Company has four unlisted International subsidiary/step down subsidiary companies i.e. Triveni Turbines Europe Pvt. Ltd. (TTE), domiciled in the UK, Triveni Turbines DMCC (TTD) domiciled in Dubai, UAE in which TTE holds its entire shareholding, Triveni Turbines Africa (Pty) Ltd (TTA) domiciled in South Africa in which TTD holds its entire shareholding, and TSE Engineering (Pty) Ltd. (TSE) domiciled in South Africa in which TTA holds 70% shareholding. Besides the Company has an unlisted wholly owned Indian subsidiary company i.e.

Triveni Energy Solutions Limited (formerly GE Triveni Limited). The Company has a policy for determining Material Subsidiary which can be viewed in the Company's web site at <http://www.triveniturbines.com/sites/default/files/material-subsiary-policy.pdf>. The Company regularly places before the board, minutes of the Subsidiaries Companies.

Compliance Certificate on Corporate Governance from the Auditor

The certificate dated May 13, 2022 from the Statutory Auditors of the Company M/s Walker Chandok & Co LLP confirming compliance with the Corporate Governance requirements as stipulated under Listing Regulations is annexed hereto.

The above report has been adopted by the Board of Directors of the Company at their meeting held on May 13, 2022.

Dhruv M. Sawhney

Noida
May 13, 2022

Chairman and Managing Director
DIN:00102999

Annexure - C

Independent Auditor's Certificate on Corporate Governance

To the Members of Triveni Turbine Limited

1. This certificate is issued in accordance with the terms of our engagement letter dated 25 April 2022.
2. We have examined the compliance of conditions of corporate governance by Triveni Turbine Limited ('the Company') for the year ended on 31 March 2022, as stipulated in Regulations 17 to 27, clauses (b) to (i) of Regulation 46(2), and paragraphs C, D and E of Schedule V of the Securities and Exchange Board of India (Listing Obligations and Disclosure Requirements) Regulations, 2015 ('Listing Regulations').

Management's Responsibility

3. The compliance of conditions of corporate governance is the responsibility of the management. This responsibility includes the designing, implementing and maintaining operating effectiveness of internal control to ensure compliance with the conditions of corporate governance as stipulated in the Listing Regulations.

Auditor's Responsibility

4. Pursuant to the requirements of the Listing Regulations, our responsibility is to express a reasonable assurance in the form of an opinion as to whether the Company has complied with the conditions of corporate governance as stated in paragraph 2 above. Our responsibility is limited to examining the procedures and implementation thereof, adopted by the Company for ensuring the compliance with the conditions of corporate governance. It is neither an audit nor an expression of opinion on the financial statements of the Company.
5. We have examined the relevant records of the Company in accordance with the applicable Generally Accepted Auditing Standards in India, the Guidance Note on Certification of Corporate Governance issued by the Institute of Chartered Accountants of India ('ICAI'), and Guidance Note on Reports or Certificates for Special Purposes issued by the ICAI which requires that we comply with the ethical requirements of the Code of Ethics issued by the ICAI.
6. We have complied with the relevant applicable requirements of the Standard on Quality Control (SQC) 1, Quality Control for Firms that Perform Audits and Reviews of Historical Financial Information, and Other Assurance and Related Services Engagements.

Opinion

7. Based on the procedures performed by us and to the best of our information and according to the explanations provided to us, in our opinion, the Company has complied, in all material respects, with the conditions of corporate governance as stipulated in the Listing Regulations during the year ended 31 March 2022.

We state that such compliance is neither an assurance as to the future viability of the Company nor the efficiency or effectiveness with which the management has conducted the affairs of the Company.

Restriction on use

8. This certificate is issued solely for the purpose of complying with the aforesaid regulations and may not be suitable for any other purpose.

For **Walker Chandiok & Co LLP**
Chartered Accountants
Firm Registration No. 001076N/N500013

Vijay Vikram Singh
Partner

Membership No.: 059139
UDIN:22059139AIYLTC6843

Place : Bengaluru
Date : May 13, 2022

CEO/CFO Certification

To
The Board of Directors
Triveni Turbine Limited

Sub: CEO/CFO certification under Regulation 17 (8) of the SEBI (Listing Obligations and Disclosure Requirements) Regulations, 2015)

We, Dhruv M. Sawhney, Chairman and Managing Director, Arun Prabhakar Mote, Executive Director and Lalit Kumar Agarwal Vice President & CFO certify to the Board that:

- (a) We have reviewed financial statements and the cash flow statement for the year ended March 31, 2022 and that to the best of our knowledge and belief:
 - (i) These statements do not contain any materially untrue statement or omit any material fact or contain statements that might be misleading;
 - (ii) These statements together present a true and fair view of the Company's affairs and are in compliance with existing accounting standards, applicable laws and regulations.
- (b) There are, to the best of our knowledge and belief, no transactions entered into by the Company during the year which are fraudulent, illegal or violate of the Company's code of conduct.
- (c) We accept responsibility for establishing and maintaining internal controls for financial reporting and that we have evaluated the effectiveness of internal control systems of the Company pertaining to financial reporting and we have disclosed to the auditors and the Audit Committee, deficiencies in the design or operation of such internal controls, if any, of which we are aware and the steps we have taken or propose to take to rectify these deficiencies.
- (d) We have indicated to the auditors and the Audit Committee:
 - (i) That there were no significant changes in internal control over financial reporting during the year;
 - (ii) There were no significant changes in accounting policies during the year; and
 - (iii) That there were no instances of significant fraud, of which we have become aware and the involvement therein, if any, of the management or an employee having a significant role in the Company's internal control system over financial reporting.

Lalit Kumar Agarwal
Vice President & CFO

Arun Prabhakar Mote
Executive Director
DIN; 01961162

Dhruv M. Sawhney
Chairman and Managing Director
DIN: 00102999

May 13, 2022

Certificate of Non-Disqualification of Directors

(Pursuant to Regulation 34(3) and Schedule V Para C clause (10)(i) of the SEBI (Listing Obligations and Disclosure Requirements) Regulations, 2015)

To,
The Members of
Triveni Turbine Limited
A-44, Hosiery Complex Phase-II, Extension, Noida, Uttar Pradesh- 201305

We have examined the relevant registers, records, forms, returns and disclosures received from the Directors of TRIVENI TURBINE LIMITED having CIN-L29110UP1995PLC041834 and having registered office at A-44, HOSIERY COMPLEX PHASE-II EXTENSION, NOIDA UP 201305 (hereinafter referred to as 'the Company'), produced before us by the Company for the purpose of issuing this Certificate, in accordance with Regulation 34(3) read with Schedule V Para-C Sub clause 10(i) of the Securities Exchange Board of India (Listing Obligations and Disclosure Requirements) Regulations, 2015.

In our opinion and to the best of our information and according to the verifications (including Directors Identification Number (DIN) status at the portal www.mca.gov.in) as considered necessary and explanations furnished to us by the Company & its officers, We hereby certify that none of the Directors on the Board of the Company as stated below for the Financial Year ending on 31st March, 2022 have been debarred or disqualified from being appointed or continuing as Directors of companies by the Securities and Exchange Board of India and Ministry of Corporate Affairs or any such other Statutory Authority.

S. No	Name of Director	DIN	Date of appointment in Company
1	Mr. Dhruv Manmohan Sawhney	00102999	10/05/2011
2	Mr. Nikhil Sawhney	00029028	10/05/2011
3	Mr. Tarun Sawhney	00382878	03/12/2007
4	Ms. Homai Ardeshir Daruwalla	00365880	01/11/2018
5	Mr. Arun Prabhakar Mote	01961162	01/11/2012
6	Mr. Anil Purushottam Kakodkar	03057596	01/11/2018
7	Mr. Shailendra Bhandari	00317334	20/05/2019
8	Mr. Vijay Kumar Thadani	00042527	15/12/2021
9	Mr. Pulak Chandan Prasad	00003557	17/03/2022
10	Mr. Vipin Sondhi	00327400	17/03/2022
*11	*Mr. Santosh Pande	01070414	19/07/2017

*Sad demise of Mr. Santosh Pande was taken on record on 20/09/2021.

Ensuring the eligibility of for the appointment / continuity of every Director on the Board is the responsibility of the management of the Company. Our responsibility is to express an opinion on these based on our verification. This certificate is neither an assurance as to the future viability of the Company nor of the efficiency or effectiveness with which the management has conducted the affairs of the Company.

For **Suresh Gupta & Associates Company Secretaries**

Suresh Gupta

(Proprietor)

FCS No.:5660

CP No.:5204

Date : May 13, 2022

Place: Noida

Peer Review Cert. No. 740/2020 UDIN: F005660D000322262

Annexure - D

Secretarial Audit Report

For the Financial Year Ended 31st March, 2022

[Pursuant to Section 204(1) of the Companies Act, 2013 and Rule No. 9 of the Companies (Appointment and Remuneration of Managerial Personnel) Rules, 2014]

To,
The Members,
Triveni Turbine Limited
(CIN: L29110UP1995PLC041834)

A-44, Hosiery Complex Phase II, Extension,
Noida, Uttar Pradesh-201305

We have conducted the Secretarial Audit of the compliance of applicable statutory provisions and the adherence to good corporate practices by **Triveni Turbine Limited** (hereinafter called the Company). Secretarial Audit was conducted in a manner that provided us a reasonable basis for evaluating the corporate conducts/ statutory compliances and expressing our opinion thereon.

We report that-

- a) Maintenance of secretarial records are the responsibility of the management of the Company. Our responsibility is to express an opinion on these secretarial records based on our audit.
- b) We have followed the audit practices and processes as were appropriate to obtain reasonable assurance about the correctness of the contents of the secretarial records. The verification was done on test basis to ensure that correct facts are reflected in secretarial records. We believe that the processes and practices, we followed provide a reasonable basis for our opinion.
- c) We have not verified the correctness and appropriateness of the financial statements of the Company.
- d) Wherever required, we have obtained the management representation about the compliances of laws, rules, regulations and standards and happening of events etc.
- e) The compliance of the provisions of the corporate and other applicable laws, rules, regulations and standards is the responsibility of the management. Our examination was limited to the verification of procedures on test basis.

- f) The Secretarial Audit Report is neither an assurance as to the future viability of the company nor of the efficacy or effectiveness with which the management has conducted the affairs of the Company.

Based on our verification of the Company's books, papers, minutes books, forms and returns filed and other records maintained by the Company and also the information provided by the Company, its officers, agents and authorized representatives during the conduct of Secretarial Audit, we hereby report that in our opinion, the Company has, during the audit period covering the financial year ended on 31st March, 2022 ("Audit Period") complied with the statutory provisions listed hereunder and also that the Company has proper Board processes and compliance mechanism in place to the extent, in the manner and subject to the reporting made hereinafter.

We have examined the books, papers, minute books, forms and returns filed and other records maintained by the Company for the financial year ended on 31st March, 2022 according to the provisions of:-

- (i) The Companies Act, 2013 (the Act) and the rules made thereunder;
- (ii) The Securities Contracts (Regulation) Act, 1956 ('SCRA') and the rules made thereunder;
- (iii) The Depositories Act, 1996 and the Regulations and Bye-laws framed thereunder;
- (iv) Foreign Exchange Management Act, 1999 and the rules and regulations made thereunder to the extent of Foreign Direct Investment, Overseas Direct Investment and External Commercial Borrowings, wherever applicable;
- (v) The following Regulations and Guidelines prescribed under the Securities and Exchange Board of India Act, 1992 ('SEBI Act'):-
 - a) The Securities and Exchange Board of India (Substantial Acquisition of Shares and Takeovers) Regulations, 2011;

- (b) The Securities and Exchange Board of India (Prohibition of Insider Trading) Regulations, 2015;
- (c) The Securities and Exchange Board of India (Issue of Capital and Disclosure Requirements) Regulations, 2018; [Not applicable to the Company during the audit period]
- (d) The Securities and Exchange Board of India (Share based Employee Benefits and Sweat Equity) Regulations, 2021; [Not applicable to the Company during the audit period]
- (e) The Securities and Exchange Board of India (Issue and Listing of Non-Convertible Securities) Regulations, 2021; [Not applicable to the Company during the audit period]
- (f) The Securities and Exchange Board of India (Registrars to an Issue and Share Transfer Agents) Regulations, 1993 regarding the Companies Act, 2013 and dealing with client;
- (g) The Securities and Exchange Board of India (Delisting of Equity Shares) Regulations, 2009; [Not applicable to the Company during the audit period]
- (h) The Securities and Exchange Board of India (Buyback of Securities) Regulations, 2018, to the extent applicable; [Not applicable to the Company during the audit period] and
- (i) The Securities and Exchange Board of India (Listing Obligations and Disclosure Requirements) Regulations, 2015.
- (vi) The Company is a leading manufacturer of industrial steam turbine. As informed by the management of the Company, the following are laws specifically applicable to the Company based on its businesses:
- Batteries (Management and Handling) Rules, 2001 made under Environment (Protection) Act, 1986; and
 - Petroleum Act, 1934 and rules made there under;

On the basis of management representation, recording in the minutes of Board of Directors and our check on test basis, we are on the view that the Company has ensured the compliance of laws specifically applicable on it.

We have also examined compliance with the applicable clauses of the Secretarial Standards on Meetings of the Board of Directors and on General Meetings issued by the Institute of Company Secretaries of India which has been generally complied with.

We report that during the audit period, the Company has complied with the provisions of the Act, Rules, Regulations, Guidelines and Standards to the extent applicable, as mentioned above.

We further report that the Board of Directors of the Company is duly constituted with proper balance of Executive Directors, Non-Executive Directors and Independent Directors including woman director. The changes in the composition of the Board of Directors that took place during the audit period were carried out in compliance with the provisions of the Act.

Adequate notice was given to all directors to schedule the board meetings, agenda and detailed notes on agenda were sent least seven days in advance and a system exists for seeking and obtaining further information and clarifications on the agenda items before the meeting for meaningful participation at the meetings.

Board decisions were carried out with unanimous consent, as recorded in the minutes of the meetings of the Board of Directors.

We report further that in our opinion based on verification done on test basis and to the best of our information and according to explanations given to us, there are adequate systems and processes in the Company commensurate with its size and operations, to monitor and ensure compliance with applicable laws, rules, regulations and guidelines.

For **Sanjay Grover & Associates**
Company Secretaries
Firm Registration No.: P2001DE052900

Vijay K. Singhal
Partner

New Delhi
May 13, 2022

CP No.10385, M.NO A21089
UDIN A021089D000328847

Annexure - E

Annual Report on Corporate Social Responsibility (CSR) Activities

For the Financial Year Ended March 31, 2022

1. Brief outline on CSR Policy of the Company:

In accordance with the provisions of the Companies Act, 2013 and the rules framed there under, the Board of Directors of the Company have, on the recommendation of the CSR Committee, adopted a CSR Policy for undertaking and monitoring the CSR programmes, projects in the areas stated in Schedule VII of Act. The policy has been uploaded on the website of the Company at <http://www.triveniturbines.com/key-policies>.

During the year under review, CSR initiatives have been made mainly in the areas of healthcare, education and environment sustainability.

2. Composition of CSR committee:

Sl. No.	Name of Director	Designation / Nature of Directorship	Number of meetings of CSR Committee held during the year	Number of meetings of CSR Committee attended during the year
1.	Mr. Nikhil Sawhney	Vice Chairman and Managing Director – Executive Director	1	1
2.	Ms Homai A Daruwalla	Independent Non Executive Director	1	1
3.	Mr Tarun Sawhney	Promoter & Non Executive Director	1	-
4.	Mr. Arun P Mote	Executive Director	1	1

3. Provide the web-link where Composition of CSR committee, CSR Policy and CSR projects approved by the board are disclosed on the website of the company:

Particular	Web-link
Composition of Committee	https://www.triveniturbines.com/committee.html
CSR Policy	https://www.triveniturbines.com/key-policies.html
CSR Projects	https://www.triveniturbines.com/corporate-social-responsibility.html

4. Provide the details of Impact assessment of CSR projects carried out in pursuance of sub-rule (3) of rule 8 of the Companies (Corporate Social Responsibility Policy) Rules, 2014, if applicable (attach the report):

Not Applicable

5. Details of the amount available for set off in pursuance of sub-rule (3) of rule 7 of the Companies (Corporate Social Responsibility Policy) Rules, 2014 and amount required for set off for the financial year, if any

Not applicable

6. Average net profit of the company as per section 135(5):

The average net profit of the Company for the preceding three financial years was ₹ 1312.19 million

7. (a) Two percent of average net profit of the company as per section 135(5): ₹ 26.24 million
- (b) Surplus arising out of the CSR projects or programs or activities of the previous financial years: Nil
- (c) Amount required to be set off for the financial year, if any : Nil
- (d) Total CSR obligation for the financial year (7a+7b-7c): ₹ 26.24 million
8. (a) CSR amount spent or unspent for the financial year

Total Amount Spent for the Financial Year (in ₹ Million)	Amount Unspent (in ₹ Million)				
	Total Amount transferred to Unspent CSR Account as per section 135(6)		Amount transferred to any fund specified under Schedule VII as per second proviso to Section 135(5)		
	Amount	Date of transfer	Name of the Fund	Amount	Date of transfer
26.34	-	-	-	-	-

(b) Details of CSR amount spent against ongoing projects for the financial year: Nil

(c) Details of CSR amount spent against other than ongoing projects for the financial year:

(1) Sl. No.	(2) Name of the Project	(3) Item from the list of activities in schedule VII to the Act	(4) Local area (Yes/ No)	(5) Location of the project		(6) Amount spent for the project (in ₹ Million)	(7) Mode of implementation – Direct (Yes/No)	(8) Mode of Implementation - Through Implementing Agency	
				State	District			Name	CSR registration number
1.	Caring for the disabled children	Promoting education including special education among the differently abled & challenged children	Yes	Karnataka	Bengaluru Urban	0.80	No	Dharithree Trust	CSR00008191
2.	Caring for the differently abled children	Education, Therapy and Training for Special/ Differently-abled children	Yes	Karnataka	Bengaluru Urban	0.80	No	Aruna Chetna	CSR00002826
3.	Providing education to under-privileged children at school	Promoting education	Yes	Karnataka	Bengaluru Urban	0.31	Yes	-	-
4.	Master class series on emerging Technology	Promoting education	No	All India	-	1.20	No	Ananta Aspen Centre	CSR00007556
5.	Support for new technology & development project	Research & development	Yes	Karnataka	Bengaluru Urban	12.50	No	Indian Institute of Science, Bengaluru	CSR00007370
6.	Covid 19 Vaccination for community	Healthcare	Yes	Karnataka	Bengaluru Urban	2.21	Yes	-	-
7.	Intensive Care unit for Paediatric	Healthcare	No	Delhi	Delhi	7.83	No	Tirath Ram Shah Charitable Hospital	CSR00008746
Total						25.65			-

- (d) Amount spent in Administrative Overhead: ₹ 0.69 Million.
- (e) Amount spent on Impact Assessment, if applicable: Not applicable
- (f) Total amount spent for the Financial Year (8b+8c+8d+8e): ₹ 26.34 million
- (g) Excess amount for set off, if any:

Sl. No.	Particular	Amount (₹ in Million)
(i)	Two percent of average net profit of the company as per section 135(5)	26.24
(ii)	Total amount spent for the financial year	26.34
(iii)	Excess amount spent for the financial year [(ii)-(i)]	-
(iv)	Surplus arising out of the CSR projects or programmes or activities of the previous financial years, if any	-
(v)	Amount available for set off in succeeding financial years [(iii)-(iv)]	-

9. (a) Details of Unspent CSR amount for the preceding three financial years: Not Applicable
- (b) Details of CSR amount spent in the financial year for ongoing projects of the preceding financial year(s):
Not Applicable
10. In case of creation or acquisition of capital asset, furnish the details relating to the asset so created or acquired through CSR spent in the financial year (asset-wise details):
Not Applicable
11. Specify the reason(s), if the company has failed to spend two per cent of the average net profit as per section 135(5):
Not Applicable

Noida
May 13, 2022

Dhruv M Sawhney
Chairman and Managing Director
DIN 00102999

Nikhil Sawhney
Chairman CSR Committee
DIN 00029028

Annexure - F

(A) Conservation of Energy

1. Steps taken or impact on conservation of energy:

Triveni Turbine continues to focus on conservation of resources in general and of energy in particular. Factories, offices and facilities are based on the guidelines of Indian Green Building Council. Peenya facility continues to maintain its Platinum Rating – highest level under the IGBC Green Factory Buildings Rating System.

Both manufacturing facilities operating at Peenya and Sompura, have implemented and certified to Environmental Management System (ISO 14001:2015) and Occupational Health & Safety Management System (ISO 45001:2018).

Manufacturing facilities of the Company are not power or fuel intensive. The Company continually endeavours to optimise the energy consumption through implementation of Environmental Management programs.

The following steps are being taken for conservation of energy

- a. Energy conservation initiatives are implemented during the previous year, such as – use of variable frequency drives (VFDs), soft starters, maintaining the power factor near unity, timer control for interior street lights, pooling of turbines for MRT and awareness sessions to employees are continuing and also providing continuous impetus to energy savings.
- b. Further replacement of compact fluorescent lamps (CFLs), fluorescent tubes and halogen lamps with LED lamps has resulted in continual reduction, albeit minor, of electricity consumption by 3170 kWh per year at Peenya plant.
- c. Continuous efforts of the Company's process engineering team has reduced cycle time on CNC machines, which resulted in saving of more than 74,570 kWh.

- d. Ensuring proper design and operational controls to maintain natural lighting and air circulation have minimised use of air cooling and lighting requirements in the office and on the shop floor.
- e. The combined efforts of energy conservation have resulted in reducing approximately 70 tonnes of CO2 emission period.

2. Steps taken by the Company for utilizing Alternate Sources of Energy;

- a. Rooftop solar power plant of 300 kW capacity continues to be in operation and has resulted in savings of 331 MWh renewable energy during FY22. 24,603 kWh of excess power generated after plant usage is fed back to the grid through net metering. This further reduced CO2 emissions by more than 300 tonnes.
- b. Natural light is being utilized during day time, both in office as well as shop floor. In addition, factory roof is also provided with translucent sheets to utilise the natural light during day time.
- c. Usage of fans is minimized on the shop floor, temperatures in the working areas are maintained with natural ventilation with self-driven, natural draft operated roof turbo ventilator.

3. Capital Investment on Energy Conservation Equipment.

No capital investment made during FY 2021-22.

(B) Technology Absorption

As a leading product supplier in domestic and international market, Triveni Turbine carries out technology upgrades on regular basis to meet market needs of high energy efficiency and low carbon targets. The Company undertakes programs to make products for increasing power density and lower operating expenditure machines. These programs are structured to achieve product competitiveness on critical-to-success parameters viz. cost, efficiency,

robustness and operability – which translate higher customer value by improving their operations and revenue.

As part of continuous product upgrade, higher efficiency compact series of impulse and reaction turbines are introduced that reduces not only operating cost of the turbine, but also reduces carbon footprint. In order to meet market needs, sector-specific product upgrades for chemical, process co-generation, cement, waste heat and distillery applications have been introduced. The Company also increased its focus on the products for Oil & Gas by executing drive turbine projects. Product solutions provided in this sector, are expected to increase reach in domestic and international markets.

Triveni continues to provide innovative retrofit solutions, which is a big step in customer's sustainability goals. This also involves renewable energy solutions such as renovation of geo-thermal power turbines.

Triveni has developed custom solutions to retrofit market of ageing fleet of other OEMs. This will help the Company in widening the product and service offerings to diverse segments and will enable customers to achieve higher operational efficiency with less capital expenditure.

Triveni Turbine is currently innovating and leading energy transition by harnessing CO₂ for power generation and heat removal systems. The Company has been working with premier Indian educational institutes, such as Indian Institute of Science (IISc), for development of CO₂ solutions.

The Company has leveraged its in-house R&D expertise, along with reputed technical institutions (IISc, IITs, etc.) and domain experts from India and abroad, to provide innovative solutions and value to its customers.

(a) **Some of the efforts made towards technology absorption:** grid valves and axial exhaust casings for >30 MW turbines, enhanced blade path designs and seal designs for higher efficiencies, development of single stage drive turbines and pump drive turbines for defence applications, CO₂ based heat & power solutions, material reclamation techniques (e.g. laser cladding) for refurbishing of rotating equipment.

(b) **The benefits derived from these efforts are:** enhanced product portfolio to address new markets; improving sustainability of customers' business by providing better efficiency and improved life of old equipment; improving reliability with robust features; through continuous feedback, leapfrogging towards environmental sustainability, through reduction in carbon footprint of energy conversion equipment.

(c) **In case of imported technology (imported during the last three years reckoned from the beginning of the financial year):**

- the details of technology imported - Not applicable
- the year of import - Not applicable
- whether the technology been fully absorbed - Not applicable
- if not fully absorbed, areas where absorption has not taken place, and the reasons thereof - Not applicable

(d) **The expenditure incurred on Research and Development.**

Expenditure on R&D			₹ In Million
Particulars	31-Mar-22	31-Mar-21	
a) Capital	2.40	17.50	
b) Recurring	63.39	56.34	
c) Total	65.79	73.84	
Total R&D Expenditure as % of Turnover	0.81%	1.06%	

(C) **Foreign Exchange Earnings and Outgo**

Foreign Exchange Earnings and Outgo			₹ In Million
Particulars	31-Mar-22	31-Mar-21	
Foreign Exchange earned in terms of actual inflows	4,799.81	3230.88	
Foreign Exchange outgo in terms of actual outflows	511.82	444.42	

For and on behalf of the Board of Directors

Dhruv M Sawhney
Chairman and Managing Director
DIN 00102999

Annexure - G

Particulars of Employees Pursuant to Section 197(12) of the Companies Act, 2013 Read with Rule 5(1) of the Companies (Appointment and Remuneration of Managerial Personnel) Rules, 2014

- (i) The ratio of the remuneration of each Director to the median remuneration of the employee of the Company and percentage increase in remuneration of each Director, CFO and CS in the Financial year 2021-22.

Name of Director/KMP and Designation	Ratio of remuneration of Directors to Median Remuneration	% of increase/(decrease) of remuneration in the Financial Year 2021-22
Mr. Dhruv M. Sawhney* Chairman and Managing Director	NA	NA
Mr. Nikhil Sawhney Vice Chairman and Managing Director	80.40	25.1%
Mr. Arun Prabhakar Mote Executive Director	38.23	12.2%
Mr. Tarun Sawhney Non Executive Director	2.37	30.4%
Dr Santosh Pande** Non Executive Independent Director	NA	NA
Ms. Homai A. Daruwalla Non Executive Independent Director	3.16	39.1%
Dr. Anil Kakodkar Non Executive Independent Director	2.50	46.7%
Mr. Shailendra Bhandari Non Executive Independent Director	2.59	51.7%
Mr. Vijay Kumar Thadani** Non-Executive Independent Director	NA	NA
Mr. Lalit Kumar Agrawal*** Chief Financial Officer	8.19	NA
Mr. Rajiv Sawhney Company Secretary	4.24	9.0%

*No Salary is being drawn by the CMD.

**Dr Santosh Pande, ceased to be Director w.e.f. September 20, 2021 due to his death. Whereas, Mr Vijay Kumar Thadani, joined the Board w.e.f December 15, 2021. Since both of them drew remuneration only for part of the year, the ratio of their remuneration to median remuneration and percentage increase in remuneration is not comparable and hence not stated above.

***The percentage increase in remuneration in FY 22 is not comparable, as previous year remuneration was only for part of the year i.e w.e.f. Nov 01, 2020 hence not stated above.

Note:

- The remuneration to Non-Executive Directors includes commission in accordance with the relevant provisions of Companies Act, 2013 due to better profitability.
- In the Financial year 2021-22, the annual median remuneration of employees was ₹ 0.88 million, an increase of 16.6 % over the corresponding remuneration in the previous year.
- There were 621 permanent employees (other than trainees) on the rolls of the Company as on March 31, 2022.
- The average percentile salary increase for employees was 11.38% against 20.6% for managerial remuneration. The increase in managerial remuneration is due to a higher performance bonus as a result of improved performance and profitability, which is consistent with significant management efforts to plan, implement, and achieve improvements in operational efficiencies as well as efforts to settle a dispute with the Joint Venture Partner of one of its subsidiaries. The increase in remuneration is in accordance with the approval of the Board/ Shareholders, as per relevant provisions of the Companies Act, 2013.
- As the liability for gratuity and leave encashment is provided on an actuarial basis for the Company as a whole, the amount pertaining to the key managerial personnel are not ascertainable and, therefore, not included.
- It is hereby affirmed that the remuneration paid during the financial year ended March 31, 2022 is as per the Nomination and Remuneration policy of the Company.

For and on behalf of the Board of Directors

Dhruv M Sawhney
Chairman and Managing Director
DIN 00102999

Annexure - I

Business Responsibility Report: 2021-22

Section A: General Information about the Company

1. **Corporate Identity Number (CIN) of the Company** - L29110UP1995PLC041834
2. **Name of the Company** - Triveni Turbine Limited.
3. **Registered Address** - A-44, Hosiery Complex, Phase -II Extn., Noida – 201 305, U.P
4. **Website** - www.triveniturbines.com
5. **E-mail ID** - shares.ttl@trivenigroup.com
6. **Financial Year reported** - 2021-22
7. **Sector(s) that the Company engaged in -**

NIC CODE	PRODUCT DESCRIPTION
281	Steam Turbine and Accessories and parts thereof
331	Servicing Operations and Maintenance of Steam Turbines

8. **List three key products/services that the Company manufactures/provides:**

1	Steam Turbine and Accessories
2	Supply of Parts
3	Refurbishing and Services

9. **Total number of location where business activity is undertaken by the Company**

The Company carries out its business directly and through its subsidiary companies, including through their network of offices.

- i. **Number of International Locations (Provide details of major 5)**

The Company operates in the following locations through its foreign subsidiaries and their network of offices London, UK; Dubai, UAE; Johannesburg, South Africa and Bangkok, Thailand

- ii. **National Locations:**

The manufacturing facilities are situated in Peenya (Bengaluru) & Sompura, both in the state of Karnataka and its corporate and registered office is situated in Noida, UP. Further, it has Sales and Service offices at Bengaluru, Noida, Naini, Raipur, Ahmedabad, Mumbai, Pune, Kolkata, and Hyderabad. These offices serve customers in domestic market in their respective territories.

10. **Markets served by the Company: Local/State /National/ International**

Local	State	National	International
✓	✓	✓	✓

The Company serves in both domestic and international market extensively. In domestic market, the Company serves across the country in all States and UTs. In International market, the Company has already installations in more than 75 countries and the number is growing.

Section B:

Sl. No.	Triveni Turbine Limited	
	FY-22 Standalone ₹ million	FY-22 Consolidated ₹ million
1. Paid-up Capital	323.30	323.30
2. Total Turnover		
(a) Revenue from operations	8,113.67	8522.35
(b) Other income	264.93	294.87
3. Total Comprehensive Income for the year	2498.90	2900.35

4. Total Spending on Corporate Social Responsibility (CSR) as percentage of profit before tax:

The Company has spent an amount of 26.34 million during the financial year 2021-22, which amounts to 2% of average net profit before tax for previous three years on standalone basis. Thus, the total CSR spent for the year 2021-22 is 2% of Profit After Tax for the year.

5. List of activities in which expenditure in (3) above has been incurred: -

- (i) Health care: COVID-19 vaccination, preventive and critical care for women and children
- (ii) Education & Training
- (iii) Technology and Innovation

Section C: Other Details

1. Does the Company have any Subsidiary Company/ Companies?

Yes, the Company has two wholly owned Subsidiaries – one domestic & one foreign as also three step down subsidiaries.

2. Do the Subsidiary Company/Companies participate in the BR Initiatives of the parent company? If yes, then indicate the number of such subsidiary company(s)

There are no formalized arrangements, but in respect of most of the issues relating to business responsibility, the values, policies and thinking of the parent company are practiced in the normal conduct of the business by the subsidiary companies.

3. Do any other entity/entities (e.g. suppliers, distributors etc.) that the Company does business with, participate in the BR initiatives of the Company?

The Company does not mandate its suppliers to follow its BR initiatives, but they are explained about such initiative and are encouraged to adopt such initiatives. There are quite a few large suppliers and other business partners which pursue their own BR initiatives.

If yes, then indicate the percentage of such entity/entities? [Less than 30%, 30-60%, More than 60%].

Not Applicable

Section D: BR Information

1. Details of Director/Directors responsible of BR

a) Details of the Director/Director responsible for implementation of the BR policy/policies

The BR initiatives are informally led by the Executive Director under guidance of the CSR Committee and under overall supervision of Board of Directors.

b) Details of the BR head*

Sl. No.	Particulars	Details
1.	DIN Number (if applicable)	01961162
2.	Name	Mr. Arun Mote
3.	Designation	Executive Director
4.	Telephone number	080-2216-4000
5.	e-mail id	ceo@triveniturbines.com

2. Principle-wise (as per NVGs) BR Policy/Policies (Reply in Y/N)

The National Voluntary Guidelines on Social, Environmental and Economic Responsibilities of Business (NVGs) released by the Ministry of Corporate Affairs has adopted nine areas of Business Responsibility. These briefly are as follows:

- P1 Business should conduct and govern themselves with ethics, Transparency and Accountability.
- P2 Businesses should provide goods and services that are safe and contribute to sustainability throughout their life cycle.
- P3 Businesses should promote the wellbeing of all employees.
- P4 Businesses should respect the interests of, and be responsive towards all stakeholders, especially those who are disadvantaged, vulnerable and marginalized.
- P5 Businesses should respect and promote human rights
- P6 Business should respect, protect, and make efforts to restore the environment.
- P7 Businesses, when engaged in influencing public and regulatory policy, should do so in a responsible manner.
- P8 Businesses should support inclusive growth and equitable development.
- P9 Businesses should engage with and provide value to their customers and consumers in a responsible manner.

Sl. Questions No.	P1	P2	P3	P4	P5	P6	P7	P8	P9
1. Do you have policy/policies for BR	Yes. The Company has policy for Business Responsibility. Besides, the Company has formulated policies and standard operating procedure (SOP) to provide clarity to its personnel at various operating level. This policy can be viewed at: www.triveniturbines.com on the Company's website.								
2. Has the policy being formulated in consultation with the relevant stakeholder?	The Company has formulated the policies, SOPs and adopted best practices by considering inputs, feedback and sensitivities of the stakeholders, wherever practicable.								
3. Does the policy conform to any national/international standards? If yes, specify? (50 words)	Yes, the policies/practices broadly conform to the National Voluntary Guidelines (NVGs) issued by the Ministry of Corporate Affairs, Government of India, July 2011.								
4. Has the policy being approved by the Board? If yes, has it been signed by MD/owner/CEO/appropriate Board Director?	Policies have been approved by the Board wherever it is mandatorily required and signed by the Executive Director/authorized signatories.								
5. Does the company have a specified committee of the Board/Director/Official to oversee the implementation of the policy?	The BR initiatives are led by the Executive Director of the Company under guidance of CSR Committee and overall supervision of the Board of Directors.								
6. Indicate the link for the policy to be viewed online?	The BR initiatives are presently governed by various Policies (such as Code of conduct, whistle blower policy, Corporate Social Responsibility Policy, Code of Fair Disclosure). These policies can be viewed at: www.triveniturbines.com on the Company's website.								
7. Has the policy been formally communicated to all relevant internal and external stakeholders?	These policies are digitalized and accessible to all internal stakeholders through shared portal. Further, the relevant policies are also encrypted in CRM and Project management software External Stakeholders are communicated to the extent applicable and relevant. The mandatory policies are also updated on the website of the Company.								
8. Does the company have in-house structure to implement the policy/policies	Y	Y	Y	Y	Y	Y	Y	Y	Y
9. Does the Company have a grievance redressal mechanism related to the policy/policies to address stakeholders' grievances related to the policy/policies?	The Company has Customer Compliant Resolution System, a digital platform through which comments / complaints of all stakeholders are recorded relating to above policies, as well as other matters, and there is a time bound approach to resolve such complaints in a fair manner.								
10. Has the Company carried out independent audit/evaluation of the working of this policy by an internal or external agency?	The BR policy is evaluated internally. The spending and controls of corporate social responsibility are audited by statutory auditors.								

3. Governance related to BR

- **Indicate the frequency with which the Board of Directors, Committee of the Board or CEO to assess the BR performance of the Company. Within 3 months, 3-6 months, annually, more than 1 year.**

The Vice Chairman and Executive Director review and assess the BR performance of the Company at least once a year. Other senior officers of the company review them more frequently.

- **Does the Company publish a BR or a Sustainability Report? What is the hyperlink for viewing this report? How frequently it is published?**

The Company publish, as part of its Annual Report, the Business Responsibility Report on yearly basis. The same is hosted on Company's website www.triveniturbines.com.

Section E: Principle-wise performance

Principle 1: Ethics, Transparency and Accountability

As a responsible corporate citizen, Triveni Turbines Ltd believes in inclusive growth. The Company strives to accelerate India's transition to a knowledge economy and create value for the nation by elevating the quality of life across the entire socioeconomic spectrum. The Company's commitment to ethical and lawful business conduct is a fundamental shared value of the Board of Directors, senior management and all employees of the Company and its subsidiaries. The Corporate Governance philosophy of the Company is anchored on the values of integrity, transparency, building efficient and sustainable environment, system and practices to ensure accountability, transparency, fairness in all the transactions in the widest sense to meet stakeholders and societal expectations. The Code of Conduct and other policies adopted by the Company apply to the employees of the Company. In addition, the Company has a Whistle Blower Policy through which the Company seeks to provide a mechanism to the employees and directors to disclose any unethical and/or improper practice(s) suspected to be taking place in the Company for appropriate action and reporting. Further, no employee is denied access to the Audit Committee and all disclosures, non-compliances if any, are reported to the Chairman of the Audit Committee. The Code of Conduct and Whistle Blower Policy are uploaded on the Company's website- www.triveniturbines.com.

1. **Does the Policy relating to ethics, bribery and corruption cover only the Company? Does it extend to the Group / Joint Ventures / Suppliers/ Contractors / Others?**

The policy relating to ethics, bribery and corruption is applicable to the Company as well as its wholly owned subsidiaries. Such matters are reviewed by the Board of Directors of the subsidiaries. The policies hosted in Companies website are applicable also to all wholly owned subsidiaries. The Company also encourages its suppliers and contractors to adopt such practices and follow the concept of being a responsible business entity.

2. **How many stakeholders' complaints have been received in the past financial year and what percentage was satisfactorily resolved by the management? If so, provide details thereof.**

In the course of business, the Company has received 4 nos. queries from shareholders during the year, which were all resolved. Further, 25 Customer queries/complaints were received during the year relating to functionality and quality of the steam turbines of which 19 were resolved satisfactorily, 5 attended by the Company and awaiting customer confirmation and 1 complaint was pending as of March 31, 2022. With a view to achieve maximum customer satisfaction, the Company gives utmost importance to resolve such inputs and absorbs the learning in the system and processes to avoid recurrence. Other than the aforesaid, the Company did not receive any major complaints and none of the major complaints is outstanding at the end of the year.

Principle 2: Sustainability of Products & Services across Life –Cycle

1. **List up to 3 of your products or services whose design has incorporated social or environmental concerns, risks and / or opportunities**

The Company manufactures steam turbines, spare parts and provides services relating thereto, including refurbishment of steam turbines of other makes. The products supplied by the company are environmental friendly and help industries to lower costs through cost competitive generation of power for captive consumption and/or for external sale.

The Company supports environment sustainability with significant focus on thermal efficiency improvements to meet key customer expectations. The steam turbines supplied in power plants are

transitioning to run on non-fossil / renewable fuels like sugarcane bagasse, biomass, municipal waste and waste heat from process plants. The Company has a well-equipped Research and Development department that is engaged in continually developing highly efficient turbines keeping in view the social and environmental concerns. With higher efficiency turbine solutions, on which the Company is consistently concentrating, there will be considerable reduction in carbon foot print.

Triveni continues to provide innovative retrofit solutions, which is a big step in customer's sustainability goals. This also involved renewable energy solutions such as geo-thermal power turbines innovations.

Triveni has developed case specific solutions for retrofit market of other OEM aging fleet. Above help in widening the product & services offerings to diverse segments and enables customers to achieve higher plant operational efficiency with lesser capital expenditure requirements. The customers are benefitted in terms of less fuel consumption, automated turbine control system, high density turbine with carbon footprint with same power output. These high power density turbines are used in process applications in chemical industries.

The Company has also upgraded product offerings for Oil & Gas industry with expanded addressable market globally.

Triveni Turbines has been working with Indian Institute of Science and has created in-house system for the development of S-co₂ turbine & auxiliaries. Triveni turbines is currently innovating and leading this energy transition. Also district Heating System distributes thermal energy from a central source to residential, commercial and industrial consumers for use in space heating, water heating and process heating.

The Company offers steam turbines that can help industries produce clean energy solutions from waste heat from industrial equipment's like boilers, furnaces, process heaters among others. Waste heat recovery improves energy efficiency of the cycle and recovering waste heat losses provides an attractive opportunity for an emission free and less costly energy resource.

The Company is developing alternate fluid turbines which will address emerging clean energy market.

2. For each such product provide the following details in respect of resource use (energy, water, raw material etc) per unit of product (Optional).

- a) Reduction during sourcing / production / distribution achieved since the previous year throughout the value chain?

The R&D, Mechanical Design and Electrical Engineering Departments is engaged in value engineering to achieve reduction of material and consumables usage per turbine in partnership with major supply chain partners and sub-contractors. The aim is to generate optimum energy at least cost per MW of power generation, including reduction in consumption of fossil fuels.

- b) Reduction during usage by consumers (energy, water) has been achieved since the previous year?

The Company is continually engaged in upgradation of its products to bring about energy conservation to optimize the resource use. Further, it is involved in reducing wastages/rejections during the manufacturing process (including that of its suppliers & subcontractors) and value engineering activities with a view to reduce costs of products and be competitive, without compromising in any manner on the quality and benchmark efficiencies.

The Company's 300 kW rooftop solar PV plant resulted in power savings of 331 MWh during the year.

Various other steps taken for conservation of energy are provided in Annexure F to Directors Report.

3. Does the Company have procedures in place for sustainable sourcing (including transportation)? IF yes, what percentage of your inputs was sourced sustainably?

Yes. The Company is increasingly building its capabilities for effective sustainable sourcing. The company understands the growing expectations of stakeholders (including customers, shareholders, employees, NGOs, trade associations, government agencies, etc.) to take responsibility for their supplier's environmental, social and ethical practices. Accordingly, company is increasingly making responsible sourcing an integral part of procurement and supply chain management processes and managing these risks in the supply chain.

Though it is difficult to quantify exactly in terms of percentage of inputs that was sourced sustainably, the Company is increasingly focused on sustainable sourcing and it is on rise.

4. Has the Company taken any steps to procure goods and services from local and small producers, including communities surrounding their place of work? If yes, what steps have been taken to improve their capacity and capability of local and small vendors?

- i. Yes, the Company encourages highly skilled willing, retired employees to develop small or micro companies, around its vicinity, for supply of components to the Company and provide related services. Further, the Company also develops several jobs to workers locally, mostly small producers, for sourcing components. The Company imparts necessary training and engineering skills to the local job workers for their development and ensures sustainable quality deliverables. During the year the Company has procured more than 60% of total procurement, in terms of value, from local sources; where local source is defined as at the State in which the manufacturing plant is established.
- ii. The Company also believes in long term partnership with the vendors by having rate contracts with them and providing periodical

feedback on their performances in terms of quality, delivery, services, environmental health and safety, which helps the vendors to improve their performance by taking corrective actions on the parameters where they are found lacking. Transparency and fair approach are maintained while dealing with the vendors during the entire procurement cycle.

5. Does the Company have a mechanism to recycle products and waste? If yes, what is the percentage of recycling of products and waste (separately as <5%, 5-10%, >10%). Also provide details thereof in about 50 words

Yes, the Company have a mechanism to recycle products and waste. Lubricating oil is recycled using centrifuge filtering process to remove suspended solids and impurities. About 85% to 88% lubricating oil is recovered and reused by this process. Further the steel scrap arising out of the manufacturing process are sent back for recycling and reuse. The Company thus ensures almost 100% recycle of steel waste during production with negligible waste.

Paper consumption is monitored and targets set for reduction in usage. Waste paper is recycled. Entire organic waste is composted in house and used as manure. Domestic effluent is recycled and used for gardening purposes.

Principle 3: Employee Well-being

Sl. Category No.	Response
1. Total number of employees	871* (Includes Permanent, Temporary, Trainee and Contractual employees)
2. Total numbers of employees hired on temporary / contractual / casual basis	205*
3. Total number of permanent women employees	23*
4. Total number of permanent employees with disabilities	Nil
5. Do you have employee association that is recognized by management?	No
6. What percentages of your permanent employees are members of this recognized employee association?	Not applicable

*as on March 31, 2022.

7. Please indicate the number of complaints relating to child labour, forced labour, involuntary labour, sexual harassment in the last financial year and pending, as on the end of the financial year.

There were no such complaints during the year.

8. What percentage of your under mentioned employees were given safety & skill up-gradation training in the last year ?

Category	Safety (%)	Skill Up-gradation (%)
Permanent employees	67%	81%
Permanent Women employees	79%	64%
Casual / Temporary / Contractual employees	61%	NA
Employees with disabilities	NA	NA

Principle 4: Stake Holder Engagement

1. Has the Company mapped its internal and external stakeholders?

Yes, the key stakeholders of the Company are employees, customers, government authorities, suppliers & contractors, financial Institutions, charitable organizations, trade & chamber associations, shareholders and society.

2. Out of the above, has the Company identified the disadvantaged, vulnerable & marginalized stakeholders?

For the Company all the stakeholders are equally significant. However, the Company encourages to associate and develop small and micro suppliers and job workers and assist them to provide requisite engineering skill and access to resources. In addition, the company engages in various CSR activities, mostly for vulnerable and marginalized stakeholders.

3. Are there any special initiative taken by the Company to engage with the disadvantage, vulnerable and marginalized stakeholders? If so, provide details thereof, in about 50 words

As a part of the CSR initiatives of the Company, considerable importance is given to disadvantage, vulnerable and marginalized stakeholders – Please refer to Annexure E of the Director's Report.

Principle 5: Human Rights

1. Does the policy of the Company on human rights cover only the Company or extend to the Group/ Joint Ventures/ Suppliers/ Contractors/ Others?

The Company has the Human Rights Policy which is primarily applicable to the Company. However, the Company encourages its Joint Ventures, suppliers, contractors and other stake holders to follow its Human Rights Policy and engages with them to elaborate the salient points.

2. How many stakeholders' complaints have been received in the past financial year and what percent was satisfactorily resolved by the management?

During FY 2021-22, the Company has not received any complaints pertaining to human rights from any stakeholder.

Principle 6: Protection & Restoration of the Environment

1. Does the Policy related to Principle 6 cover only the Company or extend to the Group/ Joint Ventures/ Suppliers/ Contractors/ Others.

The Company's Policy on Safety, Health & Environment extend, to the extent practicable, to its subsidiaries, Joint Venture, Suppliers and Contractors as well.

2. Does the Company have strategies / initiatives to address global environmental issues such as climate change, global warming etc.? (Y/N) If yes, please give hyperlink for webpage:

Yes, as a responsible Corporate entity, the Company conducts Legal and Environmental Audits on a periodic basis. The Environmental Management System (EMS) is a comprehensive approach to environmental management and continual improvement, which is certified in line with ISO 14001:2015 & ISO 45001:2018 standards. Audits are being conducted on periodical basis by a certifying bodies, which is recognized by over 50 accreditation bodies. The products of the Company are based on renewable energy and are instrumental in generating green power.

Under Company's various "Green initiatives", the Company's manufacturing plants maintain more than 4500 trees, zero discharge facility with 100% waste water getting treated and used for gardening along with Kitchen Waste Compost unit. The employees of the Company and its vendors are encouraged to do tree planting in their respective houses, vicinity and factories by free distribution of saplings.

3. Does the Company identify and assess potential environmental risks? (Y/N)

Yes, it is the endeavor of the Company to continually evaluate and subject its processes to stringent scrutiny to minimize the impact of its manufacturing operations on the environment. Further, the same philosophy is practiced in the development of new products, the objective of which is to improve thermal efficiency levels, use renewable energy and be involved in projects linked to green power and alternate power such as power from municipal waste etc.

4. Does the Company have any Project related to clean development mechanism? If yes, whether any environmental compliance report is filed.

No, the Company is not directly associated with any project related to clean development mechanism (CDM). However, in view of its product being environment friendly and related to renewable energy, it must have supplied its products to CDM projects, the details of which are not available with the Company.

At present, under Clean Development Mechanism, company subscribes to create Green Factories. Company's Peenya Facility has been awarded prestigious "PLATINUM RATING FOR GREEN FACTORY" under the Indian Green Building Council's certification scheme. This award is for implementing the green practices in Design of building and facilities, Energy conservation, Water Conservation, Optimization of process parameters towards conservation of natural resources, Green cover, use of non-conventional energy sources etc., Presently Company is working with Indian Green Building Council (IGBC) for certification of its Sompura facility" and hence continues to demonstrate Company's commitment to green buildings.

5. Has the Company undertaken any other initiatives on clean technology, energy efficiency, renewable energy, etc.

Renewable energy forms significant portion of the electrical energy consumed by the Unit. Energy Conservations measures have been implemented at all the plants and offices of the Company and special efforts are being put on undertaking specific energy conservation projects. Most importantly, the steam turbines manufactured by the Company largely

operate on non-fossil fuel, renewable in nature, to meet the steam and power requirements of its customers.

The Company is also engaged in development of alternate medium turbines which are designed to be coupled with solar energy recovery systems.

The Peenya plant generates 300 KW using solar power which meets 30% of the power consumption of the Peenya plant.

6. Are the Emissions/ Waste generated by the Company within the permissible limits given by CPCB/ SPCB for the financial year being reported?

Yes, the Emissions / waste generated by the Company are within the permissible limits given by Central Pollution Control Board ("CPCB") / State Pollution Control Board ("SPCB").

7. Number of show cause / legal notices received from CPCB/ SPCB which are pending (ie not resolved to satisfaction) as on end of financial year.

No such notices were received during the year or pending at the end of the financial year.

Principle 7: Responsible Advocacy

1. Is your Company a member of any trade and chamber or association? If yes, name only the ones that your business deals with:

The Company is a member of various trade and chamber associations. The major ones are:

- a. Confederation of Indian Industries (CII)
- b. Federation of Indian Chambers of Commerce and Industry (FICCI)
- c. The Sugar Technologists' Association of India (STAI)

2. Have you advocated / lobbied through above associations for the advancement or improvement of public good? Yes/ No if yes specify the broad areas.

The Company approaches from time to time with various organization, namely, CII, FICCI for improvement of various economic and social policies for sustainable growth in the value chain.

Principle 8: Supporting inclusive Growth & Equitable Development

1. Does the Company have specified programs / initiatives/ projects in pursuit of the Policy related to Principle 8?

Yes, the details are forming part of the CSR Report – Annexure-E to the Director's Report. This is in addition to the Company's efforts to support small and micro suppliers and job workers.

2. Are the Programs/ Projects undertaken through in house team / own foundation/ external NGO/ Government structures / any other organization?

The Company's social projects are carried on under its CSR Policy for community welfare, providing education for employment opportunities and rural development. Collaborative partnerships are formed with external implementation agencies having requisite competence.

3. Have you done any impact assessment of your initiatives?

Yes, for each of the CSR project undertaken, impact analysis is carried out by external implementation agency as well as in-house CSR team. All such assessments are carried out after completion of the project.

4. What is your Company's direct contribution to community development projects – amount in INR and the details of the project undertaken?

The Company has directly spent on CSR expenditure amounting to ₹ 26.34 million during the financial year. Please refer to Annexure -E of the Director's Report for details. This includes Covid 19 vaccination related contribution of ₹ 2.21 million.

5. Have you taken steps to ensure that this community development initiative is successfully adopted by the Community?

Yes, the CSR activities were pursued in line with the Company's policy and framework. The first step in the process is to identify target class of the community that requires intervention. The Company continuously monitors community development initiatives through various parameters such as health indicators, literacy levels, sustainable livelihood processes, population data and state of infrastructure among others. From the data generated, rolling plans are developed for short to medium term. The projects are assessed under the agreed strategy and are monitored on a quarterly basis. Wherever necessary, mid-course corrections are carried out.

Principle 9: Providing value to Customers and Consumers

1. What percentage of customer complaints / consumer cases are pending as on the end of the financial year

The company has a robust customer complaint handling system which runs in a digital platform. As on March 31, 2022, 21% of customer complaints are pending of which 14% complaints are attended by the Company and awaiting customer confirmation.

The Company is in process to attend the balance 7% complaint

2. Does the Company display product information on the product label, over and above what is mandated as per local laws?

The Company displays product information as per International Standards (IEC 60045-1) and general industry practice.

3. Is there any case filed by any stakeholders against the Company regarding unfair trade practices, irresponsible advertising/ or anti-competitive behavior during the last five years and pending as on end of financial year? If so, provide details thereof in about 50 words or so

Nil.

4. Did your Company carry out any consumer survey/ consumer satisfaction trends?

The Company has a well-established system in place for dealing with customer feedback through "Customer Complain Resolution System" (CCRS). There is also system for soliciting customer satisfaction (C-SAT) feedback and net promoter score (NPS) survey feedback from customer at regular interval. This is headed by a senior officer. Results of abovementioned customer feedbacks are circulated as a periodic MIS to senior management and concerned stakeholder depicting the customer satisfaction trend. Customer engagement processes have been aligned across the value chain to monitor customer satisfaction and feedback. Customers are provided multiple options to connect with the Company through email, telephone, website, feedback forms etc. The Company also has a dedicated customer care response cell to address customer queries and feedback on product.

Dhruv M Sawhney

Chairman and Managing Director
DIN 00102999

Independent Auditor's Report

To the Members of Triveni Turbine Limited

Report on the Audit of the Standalone Financial Statements

Opinion

1. We have audited the accompanying standalone financial statements of Triveni Turbine Limited ('the Company'), which comprise the Balance Sheet as at 31 March 2022, the Statement of Profit and Loss (including Other Comprehensive Income), the Statement of Cash Flow, the Statement of Changes in Equity for the year then ended, and a summary of the significant accounting policies and other explanatory information.
2. In our opinion and to the best of our information and according to the explanations given to us, the aforesaid standalone financial statements give the information required by the Companies Act, 2013 ('the Act') in the manner so required and give a true and fair view in conformity with the Indian Accounting Standards ('Ind AS') specified under Section 133 of the Act read with the Companies (Indian Accounting Standards) Rules, 2015 and other accounting principles generally accepted in India, of the state of affairs of the Company as at 31 March 2022, and its profit (including other comprehensive income), its cash flows and the changes in equity for the year ended on that date.

Basis for Opinion

3. We conducted our audit in accordance with the Standards on Auditing specified under Section 143(10) of the Act. Our responsibilities under those standards are further described in the Auditor's Responsibilities for the Audit of the Standalone Financial Statements section of our report. We are independent of the Company in accordance with the Code of Ethics issued by the Institute of Chartered Accountants of India

('ICAI') together with the ethical requirements that are relevant to our audit of the financial statements under the provisions of the Act and the rules thereunder, and we have fulfilled our other ethical responsibilities in accordance with these requirements and the Code of Ethics. We believe that the audit evidence we have obtained is sufficient and appropriate to provide a basis for our opinion.

Emphasis of Matter – Settlement of litigations with joint venture partner

4. We draw attention to Note 42 to the accompanying standalone financial statements, relating to the settlement of various ongoing disputes between the Company and General Electric Company and its affiliates including DI Netherlands BV, its joint venture partner in the joint venture company, Triveni Energy Solution Limited (formerly GE Triveni Limited) ('TESL') pursuant to the Settlement Agreement entered between aforesaid parties on 6 September 2021 pursuant to which, the Company has received settlement consideration of ₹ 2,080 million which has been disclosed in the aforesaid note as exceptional item. Further the joint venture agreement has been terminated and the remaining equity stake in TESL has been acquired by the Company which has resulted in TESL becoming a wholly owned subsidiary of the Company from such date. Our opinion is not modified in respect of this matter.

Key Audit Matter

5. Key audit matters are those matters that, in our professional judgment, were of most significance in our audit of the standalone financial statements of the current period. These matters were addressed in the context of our audit of the financial statements as a whole, and in forming our opinion thereon, and we do not provide a separate opinion on these matters.

6. We have determined the matters described below to be the key audit matters to be communicated in our report.

Key audit matters	How our audit addressed the key audit matter
<p>Write-downs of inventories to net realisable value</p> <p>Refer notes 1(k) and 10 in the accompanying standalone financial statements.</p> <p>As at 31 March 2022, the Company's inventories amounted to ₹ 1,532.97 million representing 12.57% of the Company's total assets as at 31 March 2022 and write-down of inventories amounted to ₹ 163.93 million as at 31 March 2022 on account of obsolescence and slow moving inventory.</p> <p>Inventories are valued at lower of cost and net realization value. The Company has a policy for write-down of inventories to net realisable value on account of obsolescence and slow moving inventory which is recognised on a case to case basis based on the management's assessment.</p> <p>Write-down of inventories to net realisable value is subjective owing to the nature of inventories and is dependent on significant judgments around probability of decrease in the realisable value of slow moving inventory due to obsolesce or lack of alternative use as well as the consideration of the need to maintain adequate inventory levels for aftersales services considering the long useful life of the product.</p> <p>Assessing net realizable value of inventory and identification of slow moving and obsolete inventory are areas requiring the use of significant judgements and owing to the inherent complexities and materiality of the balances, we have considered this area to be a key audit matter for current year audit.</p>	<p>Our audit procedures for assessing the write-downs of inventories to net realisable value as per Company's policy included, but were not limited to the following;</p> <ul style="list-style-type: none"> a) Obtained an understanding from the management about the process for determining net realizable value of inventories and identification of slow moving or obsolete inventories and tested whether the same is consistently applied; b) Evaluated the design and tested the operating effectiveness of key controls around inventory valuation operating within the Company on a test check basis; c) Inquired with the management about the slow moving and obsolete inventories as at 31 March 2022 and evaluated the assessment prepared by the management including forecasted uses of these inventories on a test check basis; d) Tested the computation for write down of inventories with the assessment provided by the management and performed independent ageing analysis of the inventory line-items along with specific inquiries with the management to evaluate completeness of the inventory identified as slow moving or obsolete; e) Reviewed the historical trends of inventory write-downs to compare and assess the actual utilization or liquidation of inventories to the previous assessment done by the management to determine the efficacy of the process of estimation by the management; and f) Assessed the appropriateness of disclosures in the accompanying standalone financial statements in accordance with the applicable accounting standards.

Information other than the Financial Statements and Auditor's Report thereon

7. The Company's Board of Directors are responsible for the other information. The other information comprises the information included in the Annual Report, but does not include the standalone financial statements and our auditor's report thereon. The Annual Report is expected to be made available to us after the date of this auditor's report.

Our opinion on the standalone financial statements does not cover the other information and we will not express any form of assurance conclusion thereon.

In connection with our audit of the standalone financial statements, our responsibility is to read the other information identified above when it becomes available and, in doing so, consider whether the other information is materially inconsistent with the standalone financial statements or our knowledge obtained in the audit or otherwise appears to be materially misstated.

When we read the Annual Report, if we conclude that there is a material misstatement therein, we are required to communicate the matter to those charged with governance.

Responsibilities of Management and Those Charged with Governance for the Standalone Financial Statements

8. The accompanying standalone financial statements have been approved by the Company's Board of Directors. The Company's Board of Directors are responsible for the matters stated in Section 134(5) of the Act with respect to the preparation and presentation of these standalone financial statements that give a true and fair view of the financial position, financial performance including other comprehensive income, changes in equity and cash flows of the Company in accordance with the Ind AS specified under Section 133 of the Act and other accounting principles generally accepted in India. This responsibility also includes maintenance of adequate accounting records in accordance with the provisions of the Act for safeguarding of the assets of the Company and for preventing and detecting frauds and other irregularities; selection and application of appropriate accounting policies; making judgments and estimates that are reasonable and prudent; and design, implementation and maintenance of adequate internal financial controls, that were operating effectively for ensuring the accuracy and completeness of the

accounting records, relevant to the preparation and presentation of the financial statements that give a true and fair view and are free from material misstatement, whether due to fraud or error.

9. In preparing the financial statements, the Board of Directors are responsible for assessing the Company's ability to continue as a going concern, disclosing, as applicable, matters related to going concern and using the going concern basis of accounting unless the Board of Directors either intend to liquidate the Company or to cease operations, or has no realistic alternative but to do so.
10. Those Board of Directors are also responsible for overseeing the Company's financial reporting process.

Auditor's Responsibilities for the Audit of the Standalone Financial Statements

11. Our objectives are to obtain reasonable assurance about whether the financial statements as a whole are free from material misstatement, whether due to fraud or error, and to issue an auditor's report that includes our opinion. Reasonable assurance is a high level of assurance, but is not a guarantee that an audit conducted in accordance with Standards on Auditing will always detect a material misstatement when it exists. Misstatements can arise from fraud or error and are considered material if, individually or in the aggregate, they could reasonably be expected to influence the economic decisions of users taken on the basis of these financial statements.
12. As part of an audit in accordance with Standards on Auditing, specified under Section 143(10) of the Act we exercise professional judgment and maintain professional skepticism throughout the audit. We also:
- Identify and assess the risks of material misstatement of the financial statements, whether due to fraud or error, design and perform audit procedures responsive to those risks, and obtain audit evidence that is sufficient and appropriate to provide a basis for our opinion. The risk of not detecting a material misstatement resulting from fraud is higher than for one resulting from error, as fraud may involve collusion, forgery, intentional omissions, misrepresentations, or the override of internal control;
 - Obtain an understanding of internal control relevant to the audit in order to design audit procedures that are appropriate in the

circumstances. Under Section 143(3)(i) of the Act we are also responsible for expressing our opinion on whether the Company has adequate internal financial controls system with reference to financial statements in place and the operating effectiveness of such controls;

- Evaluate the appropriateness of accounting policies used and the reasonableness of accounting estimates and related disclosures made by management;
- Conclude on the appropriateness of management's use of the going concern basis of accounting and, based on the audit evidence obtained, whether a material uncertainty exists related to events or conditions that may cast significant doubt on the Company's ability to continue as a going concern. If we conclude that a material uncertainty exists, we are required to draw attention in our auditor's report to the related disclosures in the financial statements or, if such disclosures are inadequate, to modify our opinion. Our conclusions are based on the audit evidence obtained up to the date of our auditor's report. However, future events or conditions may cause the Company to cease to continue as a going concern;
- Evaluate the overall presentation, structure and content of the financial statements, including the disclosures, and whether the financial statements represent the underlying transactions and events in a manner that achieves fair presentation;

13. We communicate with those charged with governance regarding, among other matters, the planned scope and timing of the audit and significant audit findings, including any significant deficiencies in internal control that we identify during our audit.

14. We also provide those charged with governance with a statement that we have complied with relevant ethical requirements regarding independence, and to communicate with them all relationships and other matters that may reasonably be thought to bear on our independence, and where applicable, related safeguards.

15. From the matters communicated with those charged with governance, we determine those matters that were of most significance in the audit of the financial statements of the current period and are therefore the key audit matters. We describe these matters in our auditor's report unless law or regulation precludes

public disclosure about the matter or when, in extremely rare circumstances, we determine that a matter should not be communicated in our report because the adverse consequences of doing so would reasonably be expected to outweigh the public interest benefits of such communication.

Report on Other Legal and Regulatory Requirements

16. As required by Section 197(16) of the Act based on our audit, we report that the Company has paid remuneration to its directors during the year in accordance with the provisions of and limits laid down under Section 197 read with Schedule V to the Act.

17. As required by the Companies (Auditor's Report) Order, 2020 ('the Order') issued by the Central Government of India in terms of Section 143(11) of the Act we give in the Annexure I a statement on the matters specified in paragraphs 3 and 4 of the Order, to the extent applicable.

18. Further to our comments in Annexure I, as required by Section 143(3) of the Act based on our audit, we report, to the extent applicable, that:

- a) We have sought and obtained all the information and explanations which to the best of our knowledge and belief were necessary for the purpose of our audit of the accompanying standalone financial statements;
- b) in our opinion, proper books of account as required by law have been kept by the Company so far as it appears from our examination of those books;
- c) The standalone financial statements dealt with by this report are in agreement with the books of account;
- d) in our opinion, the aforesaid standalone financial statements comply with Ind AS specified under Section 133 of the Act;
- e) On the basis of the written representations received from the directors and taken on record by the Board of Directors, none of the directors is disqualified as on 31 March 2022 from being appointed as a director in terms of Section 164(2) of the Act;
- f) With respect to the adequacy of the internal financial controls with reference to financial

statements of the Company as on 31 March 2022 and the operating effectiveness of such controls, refer to our separate Report in Annexure II wherein we have expressed an unmodified opinion; and

g) With respect to the other matters to be included in the Auditor's Report in accordance with Rule 11 of the Companies (Audit and Auditors) Rules, 2014 (as amended), in our opinion and to the best of our information and according to the explanations given to us:

i. the Company, as detailed in note 41 to the standalone financial statements, has disclosed the impact of pending litigations on its financial position as at 31 March 2022;

ii. the Company did not have any long-term contracts including derivative contracts for which there were any material foreseeable losses as at 31 March 2022;

iii. There has been no delay in transferring amounts, required to be transferred, to the Investor Education and Protection Fund by the Company during the year ended 31 March 2022;

iv. a. The management has represented that, to the best of its knowledge and belief, no funds have been advanced or loaned or invested (either from borrowed funds or securities premium or any other sources or kind of funds) by the Company to or in any person or entity, including foreign entities ('the intermediaries'), with the understanding, whether recorded in writing or otherwise, that the intermediary shall, whether, directly or indirectly lend or invest in other persons or entities identified in any manner whatsoever by or on behalf of the Company ('the Ultimate Beneficiaries') or provide any guarantee, security or the like on behalf the Ultimate Beneficiaries;

b. The management has represented that, to the best of its knowledge and belief, no funds have been received by the Company from any person or entity, including foreign entities ('the Funding Parties'), with the understanding, whether

recorded in writing or otherwise, that the Company shall, whether directly or indirectly, lend or invest in other persons or entities identified in any manner whatsoever by or on behalf of the Funding Party ('Ultimate Beneficiaries') or provide any guarantee, security or the like on behalf of the Ultimate Beneficiaries; and

c. Based on such audit procedures performed as considered reasonable and appropriate in the circumstances, nothing has come to our attention that causes us to believe that the management representations under sub-clauses (a) and (b) above contain any material misstatement.

v. The interim dividend declared and paid by the Company during the year ended 31 March 2022 and until the date of this audit report is in compliance with Section 123 of the Act.

vi. The final dividend paid by the Company during the year ended 31 March 2022 in respect of such dividend declared for the previous year is in accordance with Section 123 of the Act to the extent it applies to payment of dividend.

vii. As stated in note 13(ii)(c) to the accompanying standalone financial statements, the Board of Directors of the Company have proposed final dividend for the year ended 31 March 2022 which is subject to the approval of the members at the ensuing Annual General Meeting. The dividend declared is in accordance with Section 123 of the Act to the extent it applies to declaration of dividend.

For **Walker Chandiok & Co LLP**
Chartered Accountants

Firm's Registration No.: 001076N/N500013

Vijay Vikram Singh

Partner

Membership No.: 059139

UDIN: 22059139AIYLLO7229

Bengaluru
13 May 2022

Annexure I

referred to in Paragraph 17 of the Independent Auditor's Report of even date to the members of Triveni Turbine Limited on the standalone financial statements for the year ended 31 March 2022

In terms of the information and explanations sought by us and given by the Company and the books of account and records examined by us in the normal course of audit, and to the best of our knowledge and belief, we report that:

(i) (a) (A) The Company has maintained proper records showing full particulars, including quantitative details and situation of property, plant and equipment and right of use assets.

(B) The Company has maintained proper records showing full particulars of intangible assets.

(b) The Company has a regular program of physical verification of its property, plant and equipment, right of use assets under which the assets are physically verified in a phased manner over a period of two years, which, in our opinion, is reasonable having regard to the size of the Company and the nature of its assets. In accordance with this program, certain property, plant and equipment and right of use assets were verified during the year and no material discrepancies were noticed on such verification.

(c) The title deeds of all the immovable properties (including investment properties) held by the Company (other than properties where the Company is the lessee and the lease agreements are duly executed in favour of the lessee) disclosed in the financial statements are held in the name of the Company. However, for title deeds of immovable properties in the nature of land (included under 'Property plant and equipment' as Freehold Land) whose title deeds have been pledged as security for banking facilities are held in the name of the Company, which is verified from confirmation directly received by us from lenders.

(d) The Company has not revalued its Property, Plant and Equipment (and Right of Use assets) or intangible assets during the year.

(e) No proceedings have been initiated or are pending against the Company for holding any benami property under the Benami Transactions (Prohibition) Act, 1988 (45 of 1988) and rules made thereunder. Accordingly, reporting under

clause 3(i)(e) of the Order is not applicable to the Company.

(ii) (a) The management has conducted physical verification of inventory at reasonable intervals during the year, except for inventory lying with third parties. In our opinion, the coverage and procedure of such verification by the management is appropriate and no discrepancies of 10% or more in the aggregate for each class of inventory were noticed. In respect of inventory lying with third parties, these have substantially been confirmed by the third parties.

(b) The Company has a working capital limits in excess of ₹ 5 crore sanctioned by banks based on the security of current assets. The quarterly returns/statements, in respect of the working capital limits have been filed by the Company with such banks and such returns/statements are in agreement with the books of account of the Company for the respective periods, which were subject to review.

(iii) (a) The Company has not provided any loans or provided any advances in the nature of loans, or guarantee, or security to any other entity during the year. Accordingly, reporting under clause 3(iii) (a) of the Order is not applicable to the Company.

(b) The Company has not provided any guarantee or given any security or granted any loans or advances in the nature of loans during the year. However, the Company has made investment in one subsidiary, amounting to ₹ 80 million (year-end balance ₹ 160 million) and in our opinion, and according to the information and explanations given to us, the investments made are, prima facie, not prejudicial to the interest of the Company.

(c) The Company does not have any outstanding loans and advances in the nature of loans at the beginning of the current year nor has granted any loans or advances in the nature of loans during the year. Accordingly, reporting under clauses 3(iii)(c), 3(iii)(d), 3(iii)(e) and 3(iii)(f) of the Order is not applicable to the Company.

(iv) In our opinion, and according to the information and explanations given to us, the Company has complied with the provisions of section 186 of the Act in respect of investments, as applicable. Further, the Company has not entered into any transaction covered under section 185 and section 186 of the Act in respect of loans, guarantees and security.

(v) In our opinion, and according to the information and explanations given to us, the Company has not accepted any deposits or there is no amount which has been considered as deemed deposit within the meaning of Sections 73 to 76 of the Act and the Companies (Acceptance of Deposits) Rules, 2014 (as amended). Accordingly, reporting under clause 3(v) of the Order is not applicable to the Company.

(vi) The Central Government has specified maintenance of cost records under sub-section (1) of Section 148 of the Act in respect of the products of the Company. We have broadly reviewed the books of account maintained by the Company pursuant to the Rules made by the Central Government for the maintenance of cost records and are of the opinion that, prima facie, the prescribed accounts and records have been

made and maintained. However, we have not made a detailed examination of the cost records with a view to determine whether they are accurate or complete.

(vii) (a) In our opinion, and according to the information and explanations given to us, undisputed statutory dues including goods and services tax, provident fund, employees' state insurance, income-tax, sales-tax, service tax, duty of customs, duty of excise, value added tax, cess and other material statutory dues, as applicable, have generally been regularly deposited with the appropriate authorities by the Company, though there have been slight delays in a few cases. Further, no undisputed amounts payable in respect thereof were outstanding at the year-end for a period of more than six months from the date they became payable.

(b) According to the information and explanations given to us, there are no statutory dues referred in sub-clause (a) which have not been deposited with the appropriate authorities on account of any dispute except for the following:

Name of the statute	Nature of dues	Amount (₹ in million)	Amount paid under Protest (₹ in million)	Period to which the amount relates	Forum where dispute is pending
Finance Act, 1994	Service tax	56.49	1.67	AY 2007-08 to AY 2012-13	CESTAT, Bengaluru
Income Tax Act, 1961	Income Tax	36.62	-	AY 2013-14	Income Tax Appellate Tribunal
		2.89	-	AY 2013-14	Commissioner of Income Tax (Appeal)
		6.17	-	AY 2015-16	Assessing officer
		11.98	-	AY 2016-17	Commissioner of Income Tax (Appeal)
		69.20	-	AY 2017-18	
		836.58	-	AY 2018-19	Commissioner of Income Tax (Appeal)*
		605.83	-	AY 2019-20	Commissioner of Income Tax (Appeal)*

*Refer note 41 to the standalone financial statements

- (viii) According to the information and explanations given to us, no transactions were surrendered or disclosed as income during the year in the tax assessments under the Income Tax Act, 1961 (43 of 1961) which have not been recorded in the books of accounts.
- (ix) (a) According to the information and explanations given to us, the Company has not defaulted in repayment of its loans or borrowings or in the payment of interest there on to any lender.
- (b) According to the information and explanations given to us and representation received from the management of the Company, and on the basis of our audit procedures, we report that the Company has not been declared a willful defaulter by any bank or financial institution or other lender.
- (c) In our opinion and according to the information and explanations given to us, the Company has not raised any money by way of term loans during the year and there has been no utilisation during the current year of the term loans obtained by the Company during any previous years. Accordingly, reporting under clause 3(ix)(c) of the Order is not applicable to the Company.
- (d) In our opinion and according to the information and explanations given to us, and on an overall examination of the financial statements of the Company, funds raised by the Company on short term basis have not been utilised for long term purposes.
- (e) According to the information and explanations given to us and on an overall examination of the financial statements of the Company, the Company has not taken any funds from any entity or person on account of or to meet the obligations of its subsidiaries.
- (f) According to the information and explanations given to us, the Company has not raised any loans during the year on the pledge of securities held in its subsidiaries.
- (x) (a) The Company has not raised any money by way of initial public offer or further public offer (including debt instruments), during the year. Accordingly, reporting under clause 3(x)(a) of the Order is not applicable to the Company.
- (b) According to the information and explanations given to us, the Company has not made any preferential allotment or private placement of shares or (fully, partially or optionally) convertible debentures during the year. Accordingly, reporting under clause 3(x)(b) of the Order is not applicable to the Company.
- (xi) (a) To the best of our knowledge and according to the information and explanations given to us, no fraud by the Company or on the Company has been noticed or reported during the period covered by our audit.
- (b) No report under Section 143(12) of the Act has been filed with the Central Government for the period covered by our audit.
- (c) According to the information and explanations given to us including the representation made to us by the management of the Company, there are no whistle-blower complaints received by the Company during the year.
- (xii) The Company is not a Nidhi Company and the Nidhi Rules, 2014 are not applicable to it. Accordingly, reporting under clause 3(xii) of the Order is not applicable to the Company.
- (xiii) In our opinion and according to the information and explanations given to us, all transactions entered into by the Company with the related parties are in compliance with Sections 177 and 188 of the Act, where applicable. Further, the details of such related party transactions have been disclosed in the standalone financial statements, as required under Indian Accounting Standard (Ind AS) 24, Related Party Disclosures specified in Companies (Indian Accounting Standards) Rules 2015 as prescribed under Section 133 of the Act.
- (xiv) (a) In our opinion and according to the information and explanations given to us, the Company has an internal audit system as required under Section 138 of the Act which is commensurate with the size and nature of its business.
- (b) We have considered the reports issued by the Internal Auditors of the Company till date for the period under audit.
- (xv) According to the information and explanation given to us, the Company has not entered into any non-cash transactions with its directors or persons connected with them and accordingly, provisions of Section 192 of the Act are not applicable to the Company.

(xvi) The Company is not required to be registered under section 45-IA of the Reserve Bank of India Act, 1934. Accordingly, reporting under clauses 3(xvi)(a),(b) and (c) of the Order are not applicable to the Company.

Further under clause 3(xvi)(d), based on the information and explanations given to us and as represented by the management of the Company, the Group (as defined in Core Investment Companies (Reserve Bank) Directions, 2016) has 2 CICs as part of the Group.

(xvii) The Company has not incurred any cash loss in the current as well as the immediately preceding financial year.

(xviii) There has been no resignation of the statutory auditors during the year. Accordingly, reporting under clause 3(xviii) of the Order is not applicable to the Company.

(xix) According to the information and explanations given to us and on the basis of the financial ratios, ageing and expected dates of realisation of financial assets and payment of financial liabilities, other information accompanying the standalone financial statements, our knowledge of the plans of the Board of Directors and management and based on our examination of the evidence supporting the assumptions, nothing has come to our attention, which causes us to believe that any material uncertainty exists as on the date of the audit report that Company is not capable of

meeting its liabilities existing at the date of balance sheet as and when they fall due within a period of one year from the balance sheet date. We, however, state that this is not an assurance as to the future viability of the company. We further state that our reporting is based on the facts up to the date of the audit report and we neither give any guarantee nor any assurance that all liabilities falling due within a period of one year from the balance sheet date, will get discharged by the company as and when they fall due.

(xx) According to the information and explanations given to us, the Company does not have any unspent amount in respect of any ongoing or other than ongoing project as at the expiry of the financial year. Accordingly, reporting under clause 3(xx) of the Order is not applicable to the Company.

(xxi) The reporting under clause 3(xxi) is not applicable in respect of audit of standalone financial statements of the Company. Accordingly, no comment has been included in respect of said clause under this report.

For **Walker Chandiok & Co LLP**

Chartered Accountants

Firm's Registration No.: 001076N/N500013

Vijay Vikram Singh

Partner

Bengaluru
13 May 2022

Membership No.: 059139
UDIN: 22059139AIYLLO7229

Annexure II

to the Independent Auditor's Report of even date to the members of Triveni Turbine Limited on the standalone financial statements for the year ended 31 March 2022

Independent Auditor's Report on the internal financial controls with reference to the standalone financial statements under Clause (i) of Sub-section 3 of Section 143 of the Companies Act, 2013 ('the Act')

1. In conjunction with our audit of the standalone financial statements of Triveni Turbine Limited ('the Company') as at and for the year ended 31 March 2022, we have audited the internal financial controls with reference to financial statements of the Company as at that date.

Responsibilities of Management and Those Charged with Governance for Internal Financial Controls

2. The Company's Board of Directors is responsible for establishing and maintaining internal financial controls based on internal financial control with reference to financial reporting criteria established by the Company considering the essential components of internal control stated in the Guidance Note on Audit of Internal Financial Controls over Financial Reporting ('the Guidance Note') issued by the Institute of Chartered Accountants of India ('ICAI'). These responsibilities include the design, implementation and maintenance of adequate internal financial controls that were operating effectively for ensuring the orderly and efficient conduct of the Company's business, including adherence to the Company's policies, the safeguarding of its assets, the prevention and detection of frauds and errors, the accuracy and completeness of the accounting records, and the timely preparation of reliable financial information, as required under the Act.

Auditor's Responsibility for the Audit of the Internal Financial Controls with Reference to Financial Statements

3. Our responsibility is to express an opinion on the Company's internal financial controls with reference to financial statements based on our audit. We conducted our audit in accordance with the Standards on Auditing issued by the ICAI prescribed under Section 143(10) of the Act, to the extent applicable to an audit of internal financial controls with reference to financial statements, and the Guidance Note issued by the ICAI. Those Standards and the Guidance Note require that we comply with ethical requirements and plan and perform the audit to obtain reasonable assurance

about whether adequate internal financial controls with reference to financial statements were established and maintained and if such controls operated effectively in all material respects.

4. Our audit involves performing procedures to obtain audit evidence about the adequacy of the internal financial controls with reference to financial statements and their operating effectiveness. Our audit of internal financial controls with reference to financial statements includes obtaining an understanding of such internal financial controls, assessing the risk that a material weakness exists, and testing and evaluating the design and operating effectiveness of internal control based on the assessed risk. The procedures selected depend on the auditor's judgement, including the assessment of the risks of material misstatement of the financial statements, whether due to fraud or error.
5. We believe that the audit evidence we have obtained is sufficient and appropriate to provide a basis for our audit opinion on the Company's internal financial controls with reference to financial statements.

Meaning of Internal Financial Controls with Reference to Financial Statements

6. A company's internal financial controls with reference to financial statements is a process designed to provide reasonable assurance regarding the reliability of financial reporting and the preparation of financial statements for external purposes in accordance with generally accepted accounting principles. A company's internal financial controls with reference to financial statements include those policies and procedures that (1) pertain to the maintenance of records that, in reasonable detail, accurately and fairly reflect the transactions and dispositions of the assets of the company; (2) provide reasonable assurance that transactions are recorded as necessary to permit preparation of financial statements in accordance with generally accepted accounting principles, and that receipts and expenditures of the company are being made only in accordance with authorisations of management and directors of the company; and (3) provide reasonable assurance regarding prevention or timely detection of unauthorised acquisition, use, or disposition of the company's assets that could have a material effect on the financial statements.

Inherent Limitations of Internal Financial Controls with Reference to Financial Statements

7. Because of the inherent limitations of internal financial controls with reference to financial statements, including the possibility of collusion or improper management override of controls, material misstatements due to error or fraud may occur and not be detected. Also, projections of any evaluation of the internal financial controls with reference to financial statements to future periods are subject to the risk that the internal financial controls with reference to financial statements may become inadequate because of changes in conditions, or that the degree of compliance with the policies or procedures may deteriorate.

Opinion

8. In our opinion, the Company has, in all material respects, adequate internal financial controls with

reference to financial statements and such controls were operating effectively as at 31 March 2022, based on internal financial control with reference to financial reporting criteria established by the Company considering the essential components of internal control stated in the Guidance Note issued by the ICAI.

For **Walker Chandiok & Co LLP**

Chartered Accountants

Firm's Registration No.: 001076N/N500013

Vijay Vikram Singh

Partner

Membership No.: 059139

UDIN: 22059139AIYLLO7229

Bengaluru

13 May 2022

Balance Sheet

As at March 31, 2022

	Note No.	31-Mar-22	31-Mar-21
(₹ in Million)			
ASSETS			
Non-current assets			
Property, plant and equipment	3	2,364.03	2,437.36
Capital work-in-progress	3	32.52	-
Intangible assets	4	31.39	39.50
Intangible assets under development		0.75	9.54
Investments in subsidiary and joint venture	5 (a)	178.47	98.47
Financial assets			
i. Trade receivables	6	-	-
ii. Other financial assets	8	88.55	8.94
Other non-current assets	9	42.67	4.44
Income tax assets (net)	20	37.49	37.41
Total non-current assets		2,775.87	2,635.66
Current assets			
Inventories	10	1,532.97	1,591.87
Financial assets			
i. Investments	5 (b)	4,480.73	2,679.31
ii. Trade receivables	6	921.13	763.62
iii. Cash and cash equivalents	11 (a)	66.55	129.12
iv. Bank balances other than cash and cash equivalents	11 (b)	2,004.48	729.89
v. Loans	7	0.17	0.02
vi. Other financial assets	8	77.43	77.96
Other current assets	9	339.40	303.16
Total current assets		9,422.86	6,274.95
Total assets		12,198.73	8,910.61
EQUITY AND LIABILITIES			
EQUITY			
Equity share capital	12	323.30	323.30
Other equity	13	7,388.66	5,601.03
Total equity		7,711.96	5,924.33
LIABILITIES			
Non-current liabilities			
Financial liabilities			
i. Borrowings	14	-	-
ii. Lease liabilities	39(ii)	15.45	20.27
Provisions	15	52.19	29.84
Deferred tax liabilities (net)	21	44.27	50.92
Total non-current liabilities		111.91	101.03
Current liabilities			
Financial liabilities			
i. Borrowings	16	-	9.56
ii. Lease liabilities	39(ii)	4.82	4.48
iii. Trade payables	17		
a) Total outstanding dues of micro enterprises and small enterprises		129.19	111.81
b) Total outstanding dues of creditors other than micro enterprises and small enterprises		919.62	621.16
iv. Other financial liabilities	18	212.93	219.60
Other current liabilities	19	2,834.85	1,733.49
Provisions	15	140.36	127.31
Income tax liabilities (net)	20	133.09	57.84
Total current liabilities		4,374.86	2,885.25
Total liabilities		4,486.77	2,986.28
Total equity and liabilities		12,198.73	8,910.61

The accompanying notes 1 to 49 form an integral part of the standalone financial statements
As per our report of even date attached

For **Walker Chandio & Co LLP**
Chartered Accountants
Firm's Registration No.: 001076N/N500013

For and on behalf of the Board of Directors of **Triveni Turbine Limited**

Vijay Vikram Singh
Partner
Membership No.: 059139

Dhruv M. Sawhney
Chairman & Managing Director
DIN: 00102999

Homai A. Daruwalla
Director & Audit Committee Chairperson
DIN: 00365880

Place: Bengaluru
Date: May 13, 2022

Lalit Kumar Agarwal
Vice President & CFO
Place: Noida (U.P.)
Date: May 13, 2022

Rajiv Sawhney
Company Secretary [ACS: 8047]

Statement of Profit and Loss

for the year ended March 31, 2022

	Note No.	31-Mar-22	31-Mar-21
(₹ in Million)			
Revenue from operations	22	8,113.67	6,969.32
Other income	23	264.93	196.88
Total income		8,378.60	7,166.20
Expenses			
Cost of materials consumed	24	4,439.71	3,565.90
Changes in inventories of finished goods and work-in-progress	25	59.61	(18.36)
Employee benefits expense	26	915.82	801.48
Finance costs	27	7.90	11.22
Depreciation and amortisation expense	28	200.22	201.75
Impairment loss on financial assets (including reversals of impairment losses)	29	24.20	58.98
Other expenses	30	1,222.87	1,163.77
Total expenses		6,870.33	5,784.74
Profit before exceptional items and tax		1,508.27	1,381.46
Exceptional items	42	1,888.99	(185.20)
Profit before tax		3,397.26	1,196.26
Tax expense:			
- Current tax	31	910.30	333.02
- Deferred tax	31	(7.98)	(24.00)
Total tax expense		902.32	309.02
Profit for the year		2,494.94	887.24
Other comprehensive income			
A (i) Items that will not be reclassified to profit or loss			
- Remeasurements of the defined benefit plans	34	(3.70)	14.79
		(3.70)	14.79
A (ii) Income tax relating to items that will not be reclassified to profit or loss	31	0.93	(3.72)
		(2.77)	11.07
B (i) Items that will be reclassified to profit or loss			
- Effective portion of gain on designated portion of hedging instruments in a cash flow hedges	37(iii)(b)	8.99	52.18
		8.99	52.18
B (ii) Income tax relating to items that will be reclassified to profit or loss	31	(2.26)	(13.13)
		6.73	39.05
Other comprehensive income for the year, net of tax		3.96	50.12
Total comprehensive income for the year		2,498.90	937.36
Earnings per equity share of ₹ 1 each			
Basic earnings per share (in ₹)	32	7.72	2.74
Diluted earnings per share (in ₹)	32	7.72	2.74

The accompanying notes 1 to 49 form an integral part of the standalone financial statements
As per our report of even date attached

For **Walker Chandio & Co LLP**
Chartered Accountants
Firm's Registration No.: 001076N/N500013

For and on behalf of the Board of Directors of **Triveni Turbine Limited**

Vijay Vikram Singh
Partner
Membership No.: 059139

Dhruv M. Sawhney
Chairman & Managing Director
DIN: 00102999

Homai A. Daruwalla
Director & Audit Committee Chairperson
DIN: 00365880

Place: Bengaluru
Date: May 13, 2022

Lalit Kumar Agarwal
Vice President & CFO
Place: Noida (U.P.)
Date: May 13, 2022

Rajiv Sawhney
Company Secretary [ACS: 8047]

Statement of Changes in Equity

for the year ended March 31, 2022

A. Equity share capital

Equity shares of ₹ 1 each issued, subscribed and fully paid up

	(₹ in Million)
As at April 1, 2020	323.30
Changes in equity share capital during the year	-
As at March 31, 2021	323.30
Changes in equity share capital during the year	-
As at March 31, 2022	323.30

B. Other equity

	Reserves and surplus		Items of other comprehensive income	Total other equity
	Capital redemption reserve	Retained earnings	Cash flow hedging reserve	
Balance as at April 1, 2020	34.67	4,662.46	(33.46)	4,663.67
Profit for the year	-	887.24	-	887.24
Other comprehensive income/(loss) net of income tax	-	11.07	39.05	50.12
Total comprehensive income for the year	-	898.31	39.05	937.36
Transactions with owners in their capacity as owners:				
Dividend paid	-	-	-	-
Balance as at March 31, 2021	34.67	5,560.77	5.59	5,601.03
Profit for the year	-	2,494.94	-	2,494.94
Other comprehensive income/(loss), net of income tax	-	(2.77)	6.73	3.96
Total comprehensive income for the year	-	2,492.17	6.73	2,498.90
Transactions with owners in their capacity as owners:				
Dividend paid	-	(711.27)	-	(711.27)
Balance as at March 31, 2022	34.67	7,341.67	12.32	7,388.66

As per our report of even date attached

For **Walker Chandiok & Co LLP**
Chartered Accountants
Firm's Registration No.: 001076N/N500013

For and on behalf of the Board of Directors of **Triveni Turbine Limited**

Vijay Vikram Singh
Partner
Membership No.: 059139

Dhruv M. Sawhney
Chairman & Managing Director
DIN: 00102999

Homai A. Daruwalla
Director & Audit Committee Chairperson
DIN: 00365880

Place: Bengaluru
Date: May 13, 2022

Lalit Kumar Agarwal
Vice President & CFO
Place: Noida (U.P.)
Date: May 13, 2022

Rajiv Sawhney
Company Secretary [ACS: 8047]

Statement of Cash Flows

for the year ended March 31, 2022

(₹ in Million)

	31-Mar-22	31-Mar-21
Cash flows from operating activities		
Profit before tax	3,397.26	1,196.26
Adjustments for:		
Depreciation and amortisation expense	200.22	201.75
(Profit) /loss on sale/write off of property, plant and equipment	3.87	(0.60)
Net profit on sale/redemption of current investments	(54.61)	(88.47)
Net fair value (gains) on current investments	(97.35)	(39.50)
Interest income	(81.23)	(16.71)
Provision for doubtful advances	2.51	8.39
Amount written off of non financial assets	-	2.10
Allowance for non moving inventories (refer note 42)	100.22	22.26
Impairment loss on financial assets (including reversals of impairment losses)	24.20	58.98
Finance costs	7.90	11.22
Unrealised foreign exchange (gain)	(4.30)	(7.93)
Credit balances written back	(12.88)	(5.98)
Mark-to-market (gains)/losses on derivatives	9.28	(20.13)
Working capital adjustments:		
Change in inventories	(41.30)	110.69
Change in trade receivables	(177.53)	404.63
Change in other financial assets	41.23	(29.24)
Change in other assets	(37.48)	62.30
Change in trade payables	328.78	100.74
Change in other financial liabilities	0.66	78.21
Change in other liabilities	1,101.36	56.05
Change in provisions	31.71	(44.07)
Cash generated from operations	4,742.52	2,060.95
Income tax paid (net of refunds)	(835.11)	(314.47)
Net cash inflow from operating activities	3,907.41	1,746.48
Cash flows from investing activities		
Purchase of property, plant and equipment	(202.37)	(131.86)
Proceeds from sale of property, plant and equipment	9.09	2.27
Investment in subsidiary	(80.00)	-
Net (increase) in current investment	(1,459.45)	(1,216.31)
Investment in deposits with financial institutions	(190.00)	(40.00)
Investment in bank deposits	1,354.04	728.80
Interest received	39.92	12.98
Net cash outflow from investing activities	(3,236.85)	(2,101.72)

Statement of Cash Flows

for the year ended March 31, 2022

(₹ in Million)

	31-Mar-22	31-Mar-21
Cash flows from financing activities		
Repayment of long term borrowings	(9.56)	(2.13)
Payment of principal portion of lease liabilities	(4.48)	(4.56)
Interest paid on lease liabilities	(2.24)	(2.66)
Interest paid	(5.73)	(8.56)
Dividend paid to Company's shareholders	(711.12)	(0.21)
Net cash outflow from financing activities	(733.13)	(18.12)
Net (decrease) in cash and cash equivalents	(62.57)	(373.36)
Cash and cash equivalents at the beginning of the year (refer note 11 (a))	129.12	502.48
Cash and cash equivalents at the end of the year (refer note 11 (a))	66.55	129.12

Reconciliation of liabilities arising from financing activities:

(₹ in Million)

	Lease liabilities	Non-current borrowings (including current maturities)	Interest payable on borrowings	Dividend paid to Company's shareholders
Balance as at April 1, 2020	28.78	11.69	0.08	1.30
Cash flows	(7.22)	(2.13)	(8.57)	(0.21)
Finance costs accruals	2.66	-	8.56	-
Non cash movement (addition/disposal)	0.53	-	-	-
Dividend distributions	-	-	-	-
Balance as at March 31, 2021	24.75	9.56	0.07	1.09
Cash flows	(6.72)	(9.56)	(5.73)	(711.12)
Finance costs accruals	2.24	-	5.66	-
Non cash movement (addition/disposal)	-	-	-	-
Dividend distributions	-	-	-	711.27
Balance as at March 31, 2022	20.27	-	-	1.24

The accompanying notes 1 to 49 form an integral part of the standalone financial statements

As per our report of even date attached

For **Walker Chandio & Co LLP**

Chartered Accountants

Firm's Registration No.: 001076N/N500013

For and on behalf of the Board of Directors of **Triveni Turbine Limited**

Vijay Vikram Singh

Partner

Membership No.: 059139

Dhruv M. Sawhney

Chairman & Managing Director

DIN: 00102999

Homai A. Daruwalla

Director & Audit Committee Chairperson

DIN: 00365880

Place: Bengaluru

Date: May 13, 2022

Lalit Kumar Agarwal

Vice President & CFO

Place: Noida (U.P.)

Date: May 13, 2022

Rajiv Sawhney

Company Secretary [ACS: 8047]

Notes to the Financial Statements

for the year ended March 31, 2022

Corporate information

Triveni Turbine Limited ("the Company") is a company limited by shares, incorporated, domiciled in India. The Company's equity shares are listed at two recognised stock exchanges in India (BSE and NSE). The registered office of the Company is located at A-44, Hosiery Complex, Phase II extension, Noida, Uttar Pradesh-201305. The Company is primarily engaged in business of manufacture and supply of power generating equipment and solutions and has manufacturing facilities at Bengaluru, Karnataka.

Note 1: Significant accounting policies

This note provides a list of the significant accounting policies adopted in the preparation of these financial statements. These policies have been consistently applied to all the years presented except where a newly issued accounting standard is initially adopted or a revision to an existing accounting standard requires a change in the accounting policy hitherto in use.

(a) Basis of preparation and presentation

(i) Compliance with Ind AS

The financial statements comply in all material aspects with Indian Accounting Standards (Ind AS) notified under Section 133 of the Companies Act, 2013 (the Act), Companies (Indian Accounting Standards) Rules, 2015 (as amended) and other relevant provisions of the Act.

(ii) Historical cost convention

The financial statements have been prepared on a historical cost basis except for certain assets and liabilities (including derivative instruments) that are measured at fair values at the end of each reporting period, as explained in the accounting policies below.

Historical cost is generally based on the fair value of the consideration given in exchange for goods and services.

Fair value is the price that would be received to sell an asset or paid to transfer a liability in an orderly transaction between market participants at the measurement date, regardless of whether that price is directly observable or estimated using another valuation technique. In estimating the fair value of an asset or a liability, the Company

takes into account the characteristics of the asset or liability if market participants would take those characteristics into account when pricing the asset or liability at the measurement date. Fair value for measurement and/or disclosure purposes in these financial statements is determined on such a basis, except for leasing transactions that are within the scope of Ind AS 116 Leases, and measurements that have some similarities to fair value but are not fair value, such as net realisable value in Ind AS 2 Inventories or value in use in Ind AS 36 Impairment of Assets.

(b) Revenue recognition

Revenue from contracts with customers is recognised when control of the goods or services are transferred to the customer at an amount that reflects the consideration to which the Company expects to be entitled in exchange for those goods or services. Revenue from Contracts is measured at transaction price net of variable consideration. Transaction price are net of returns, trade allowances, rebates, other similar allowances, goods & services tax and amounts collected on behalf of third parties, if any.

Recognising revenue from major business activities

(i) Sale of goods

Revenue from the sale of goods is recognised at point in time when controls of promised goods are transferred to the customer (i.e. upon satisfaction of performance obligation).

(ii) Rendering of services

Revenue from a contract to provide services is recognised when the outcome of a performance obligation involving the rendering of services can be estimated reliably. Satisfaction of performance obligation of the contract is determined as follows:

- erection and commissioning/service revenue is recognised by reference to the stage of completion of the erection & commissioning/service, determined based on technical estimate of completion of physical proportion of the contract work;
- operation and maintenance revenue is recognised over time using an input method to measure progress towards complete satisfaction of the service because the

Notes to the Financial Statements

for the year ended March 31, 2022

customer simultaneously receives and consumes the benefits provided by the Company.

(iii) Interest income

Interest income from a financial asset is recognised when it is probable that the economic benefits will flow to the Company and the amount of income can be measured reliably. Interest income is accrued on a time basis, by reference to the principal outstanding and at the effective interest rate applicable, which is the rate that exactly discounts estimated future cash receipts through the expected life of the financial asset to that asset's net carrying amount on initial recognition.

(iv) Construction contracts

When the outcome of a construction contract can be estimated reliably, revenue is recognised by reference to the stage of completion of the contract activity at the end of the reporting period, measured based on the proportion of contract costs incurred for work performed to date relative to the estimated total contract costs, except where this would not be representative of the stage of completion. Variations in contract work, claims and incentive payments are included to the extent that the amount can be measured reliably and its receipt is considered probable.

When the outcome of a construction contract cannot be estimated reliably, contract revenue is recognised to the extent of contract costs incurred that it is probable will be recoverable. Contract costs are recognised as expenses in the period in which they are incurred.

When it is probable that total contract costs will exceed total contract revenue, the expected loss is recognised as an expense immediately.

When contract costs incurred to date plus recognised profits less recognised losses exceed progress billings, the surplus is shown as amounts due from customers for contract work. For contracts where progress billings exceed contract costs incurred to date plus recognised profits less recognised losses, the surplus is shown

as the amounts due to customers for contract work. Amounts received before the related work is performed are included in the Balance Sheet, as a liability, as advances received. Amounts billed for work performed but not yet paid by the customer are included in the Balance Sheet under trade receivables.

(v) Royalties

Income from royalty is recognised as per the contractual arrangement with the Licensee upon supply of turbine manufactured with the technical know-how provided by the Company to the Licensee (provided that it is probable that the economic benefits will flow to the Company and the amount of revenue can be measured reliably).

(vi) Rental income

The Company's policy for recognition of revenue from operating leases is described in note 1(d) below.

(vii) Export incentives

Export incentives are recognized as income when the Company is entitled to the incentive as per the terms of the scheme in respect of the exports made and where it is probable that the Company will collect such incentive proceeds.

(c) Government grants

Grants from the government are recognised where there is a reasonable assurance that the grant will be received and the Company will comply with all attached conditions.

Government grants relating to income are deferred and recognised in the Statement of Profit and Loss over the period necessary to match them with the costs that they are intended to compensate and presented either within other income or net of related costs.

Government grants that are receivable as compensation for expenses or losses already incurred or for the purpose of giving immediate financial support to the Company with no future related costs are recognised in the Statement of Profit and Loss in the period in which they become receivable.

Notes to the Financial Statements

for the year ended March 31, 2022

(d) Leases

Company as a lessee

The Company assesses whether a contract contains a lease, at inception of a contract. A contract is, or contains, a lease if the contract conveys the right to control the use of an identified asset for a period of time in exchange for consideration.

The Company applies a single recognition and measurement approach for all leases, except for short-term leases and leases of low-value assets. The Company recognises lease liabilities to make lease payments and right-of-use assets representing the right to use the underlying assets.

(i) Right-of-use assets

The Company recognises right-of-use (ROU) assets at the commencement date of the lease (i.e., the date the underlying asset is available for use). ROU assets are measured at cost, less any accumulated depreciation and impairment losses, and adjusted for any remeasurement of lease liabilities. The cost of ROU assets includes the amount of lease liabilities recognised, initial direct costs incurred, and lease payments made at or before the commencement date less any lease incentives received. ROU assets are depreciated on a straight-line basis over the shorter of the lease term and the estimated useful lives of the assets, as follows:

- Office Premises: 2- 9 Years
- Vehicles and other equipments: 5 years

(ii) Lease Liabilities

At the commencement date of the lease, the Company recognises lease liabilities measured at the present value of lease payments to be made over the lease term. The lease payments include fixed payments less any amounts expected to be paid under residual value guarantees.

In calculating the present value of lease payments, the Company uses its incremental borrowing rate at the lease commencement date because the interest rate implicit in the lease is not readily determinable. After the commencement date, the amount of lease liabilities is increased to reflect

the accretion of interest and reduced for the lease payments made. In addition, the carrying amount of lease liabilities is remeasured if there is a modification, a change in the lease term, a change in the lease payments.

(iii) Short-term leases and leases of low-value assets

The Company applies the short-term lease recognition exemption to its short-term leases of premises taken on rent and office equipment (i.e., those leases that have a lease term of 12 months or less from the commencement date and do not contain a purchase option). It also applies the lease of low-value assets recognition exemption to leases of office equipment that are considered to be low value. Lease payments on short-term leases and leases of low-value assets are recognised as expense on a straight-line basis over the lease term.

Company as a lessor

Lease income from operating leases where the Company is a lessor is recognised in income on a straight-line basis over the lease term unless the receipts are structured to increase in line with expected general inflation to compensate for the expected inflationary cost increases. The respective leased assets are included in the Balance Sheet based on their nature.

(e) Foreign currency translation

(i) Functional and presentation currency

The financial statements are presented in Indian rupee (₹), which is Company's functional and presentation currency unless stated otherwise.

(ii) Transactions and balances

Foreign currency transactions are translated into the functional currency using the exchange rates at the dates of the transactions. Foreign exchange gains and losses resulting from the settlement of such transactions and from the translation of monetary assets and liabilities denominated in foreign currencies at year end exchange rates are recognised in the Statement of Profit and Loss in the period in which they arise and these are deferred in equity if they relate to qualifying cash flow hedges.

Notes to the Financial Statements

for the year ended March 31, 2022

Foreign exchange gains and losses are presented in the Statement of Profit and Loss on a net basis within other gains/(losses).

(f) Impairment of non-financial assets

Non-financial assets are tested for impairment whenever events or changes in circumstances indicate that the carrying amount may not be recoverable. An impairment loss is recognised for the amount by which the asset's carrying amount exceeds its recoverable amount. The recoverable amount is the higher of an asset's fair value less costs of disposal and value in use. For the purposes of assessing impairment, assets are grouped at the lowest levels for which there are separately identifiable cash inflows which are largely independent of the cash inflows from other assets or groups of assets (cash-generating units). Non-financial assets that suffered impairment are reviewed for possible reversal of the impairment at the end of each reporting period.

If, at the reporting date there is an indication that a previously assessed impairment loss no longer exists, the recoverable amount is reassessed and the asset is reflected at the recoverable amount. Impairment losses previously recognised are accordingly reversed in the Statement of Profit and Loss.

(g) Borrowing costs

Borrowing costs directly attributable to the acquisition, construction or production of a qualifying asset are capitalized during the period of time that is required to complete and prepare the asset for its intended use or sale. Qualifying assets are assets that necessarily take a substantial period of time to get ready for their intended use or sale. Other borrowing costs are expensed in the period in which they are incurred.

Borrowing costs consist of interest and other costs that an entity incurs in connection with the borrowing of funds.

(h) Income tax

Income tax expense represents the sum of the tax currently payable and deferred tax.

(i) Current tax

The tax currently payable is based on taxable profit for the year. Taxable profit differs from 'profit

before tax' as reported in the Statement of Profit and Loss because of items of income or expense that are taxable or deductible in other years and items that are never taxable or deductible. The Company's current tax is calculated using tax rates that have been enacted or substantively enacted by the end of the reporting period.

(ii) Deferred tax

Deferred tax is recognised on temporary differences between the carrying amounts of assets and liabilities in the financial statements and the corresponding tax bases used in the computation of taxable profit. Deferred tax liabilities are generally recognised for all taxable temporary differences. Deferred tax assets are generally recognised for all deductible temporary differences, the carry forward of unused tax credits and unused tax losses to the extent that it is probable that taxable profits will be available against which those deductible temporary differences, the carry forward of unused tax credits and unused tax losses can be utilised. Such deferred tax assets and liabilities are not recognised if the temporary difference arises from the initial recognition (other than in a business combination) of assets and liabilities in a transaction that affects neither the taxable profit nor the accounting profit. In addition, deferred tax liabilities are not recognised if the temporary difference arises from the initial recognition of goodwill.

The carrying amount of deferred tax assets is reviewed at the end of each reporting period and reduced to the extent that it is no longer probable that sufficient taxable profits will be available to allow all or part of the asset to be recovered.

Deferred tax liabilities and assets are measured at the tax rates that are expected to apply in the period in which the liability is settled or the asset realised, based on tax rates (and tax laws) that have been enacted or substantively enacted by the end of the reporting period.

The measurement of deferred tax liabilities and assets reflects the tax consequences that would follow from the manner in which the Company

Notes to the Financial Statements

for the year ended March 31, 2022

expects, at the end of the reporting period, to recover or settle the carrying amount of its assets and liabilities.

(iii) Current and deferred tax for the year

Current and deferred tax are recognised in the Statement of Profit and Loss, except when they relate to items that are recognised in Other Comprehensive Income or directly in equity, in which case, the current and deferred tax are also recognised in Other Comprehensive Income or directly in equity respectively. Where current tax or deferred tax arises from the initial accounting for a business combination, the tax effect is included in the accounting for the business combination. The Company offsets current tax assets and current tax liabilities, where it has a legally enforceable right to set-off the recognised amounts and where it intends either to settle on a net basis, or to realise the asset and settle the liability simultaneously.

(i) Property, plant and equipment

Property, plant and equipment are tangible items that are held for use in the production or supply for goods and services, rental to others or for administrative purposes and are expected to be used during more than one period. The cost of an item of property, plant and equipment shall be recognised as an asset if and only if it is probable that future economic benefits associated with the item will flow to the Company and the cost of the item can be measured reliably. Freehold land is carried at cost. All other items of property, plant and equipment are stated at cost less accumulated depreciation and accumulated impairment losses. Cost includes expenditure that is directly attributable to the acquisition of the items. Subsequent costs are included in the asset's carrying amount or recognised as a separate asset, as appropriate, only when it is probable that future economic benefits associated with the item will flow to the Company and the cost of the item can be measured reliably.

Each part of item of property, plant and equipment, if significant in relation to the total cost of the item, is depreciated separately. Further, parts of plant and equipment that are technically advised to be replaced at prescribed intervals/period of operation,

insurance spares and cost of inspection/overhauling are depreciated separately based on their specific useful life provided these are of significant amounts commensurate with the size of the Company and scale of its operations. The carrying amount of any equipment / inspection / overhauling accounted for as separate asset is derecognised when replaced. All other repairs and maintenance are charged to profit or loss during the reporting period in which they are incurred.

An item of property, plant and equipment is derecognised upon disposal or when no future economic benefits are expected to arise from the continued use of the asset. Any gain or loss arising on the disposal or retirement of an item of property, plant and equipment is determined as the difference between the sales proceeds and the carrying amount of the asset and is recognised in the Statement of Profit and Loss.

Depreciation methods, estimated useful lives and residual value

Depreciation commences when the assets are ready for their intended use. Depreciation is calculated using the straight-line method to allocate their cost, net of their residual values, over their estimated useful lives.

The management has estimated the useful lives and residual values of all property, plant and equipment and adopted useful lives as stated in Schedule II which are as follows:

Class of assets	Useful life
Building	5- 60 Years
Plant and Equipment	5- 15 Years
Office Equipment	5 Years
Furniture and Fixtures	10 Years
Vehicle	10 Years
Computers	3-6 Years

The residual value of property, plant and equipment has been considered 5% or less of the original cost of assets as applicable.

- On the basis of technical assessment involving technology obsolescence and past experience:
 - o patterns, tools, jigs, fixtures etc. are depreciated over three years.

Notes to the Financial Statements

for the year ended March 31, 2022

- o machinery spares are depreciated over a life ranging from three to five years.
- Assets costing less than ₹ 5,000/- are fully depreciated in the year of purchase.

The estimated useful lives, residual values and depreciation method are reviewed at the end of each reporting period, with the effect of any changes in estimate accounted for on a prospective basis.

The property, plant and equipment acquired under finance leases is depreciated over the asset's useful life or over the shorter of the asset's useful life and the lease term if there is no reasonable certainty that the Company will obtain ownership at the end of the lease term.

(j) Intangible assets

Intangible assets are carried at cost less accumulated amortisation and accumulated impairment losses. Amortisation is recognised on a straight-line basis over their estimated useful lives. The estimated useful life and amortisation method are reviewed at the end of each reporting period, with the effect of any changes in estimate being accounted for on a prospective basis.

Estimated useful lives of the intangible assets are as follows:

Assets	Estimated useful life
Computer software	3 – 5 Years
Website development cost	3 Years
Designs and drawings	6 Years

An intangible asset is derecognised on disposal, or when no future economic benefits are expected from use or disposal. Gains or losses arising from derecognition of an intangible asset, measured as the difference between the net disposal proceeds and the carrying amount of the asset, are recognised in the Statement of Profit and Loss when the asset is derecognised.

Research and development costs

Research costs are expensed as incurred. Development expenditures on an individual project are recognised as an intangible asset when the Company can demonstrate:

- the technical feasibility of completing the intangible asset so that the asset will be available for use or sale;
- its intention to complete and its ability and intention to use or sell the asset;
- how the asset will generate probable future economic benefits;
- the availability of adequate technical, financial and other resources to complete the development and to use or sell the asset; and
- the ability to measure reliably the expenditure attributable to asset during its development.

The amount initially recognised for intangible assets is the sum of the expenditure incurred from the date when the intangible asset first meets the recognition criteria listed above. Where no intangible assets can be recognised, development expenditure is recognised in the Statement of Profit and Loss in the period in which it is incurred. Subsequent to initial recognition, such intangible assets are reported at cost less accumulated amortisation and accumulated impairment losses, on the same basis as of acquired intangible assets.

(k) Inventories

- (i) Inventories of raw materials, components, stores and spares are valued at lower of cost and net realizable value. Cost for the purpose of valuation of such inventories is determined on weighted average basis. Net realizable value is the estimated selling price in the ordinary course of business less the estimated costs of completion and the estimated costs necessary to make the sale.
- (ii) Finished goods and work-in-progress are valued at lower of cost and net realizable value. The cost of finished goods and work-in-progress includes raw material costs, direct cost of conversion and proportionate allocation of indirect costs incurred in bringing the inventories to their present location and condition.

(l) Provisions

Provisions are recognised when the Company has a present obligation (legal or constructive) as a result

Notes to the Financial Statements

for the year ended March 31, 2022

of a past event, it is probable that the Company will be required to settle the obligation, and a reliable estimate can be made of the amount of the obligation.

The amount recognised as a provision is the best estimate of the consideration required to settle the present obligation at the end of the reporting period, taking into account the risks and uncertainties surrounding the obligation. When the effect of the time value of money is material, provisions are determined by discounting the expected future cash flows at a pre-tax rate that reflects current market assessments of the time value of money and the risks specific to the liability. The increase in the provision due to the passage of time is recognised as interest expense.

When some or all of the economic benefits required to settle a provision are expected to be recovered from a third party, a receivable is recognised as an asset if it is virtually certain that reimbursement will be received and the amount of the receivable can be measured reliably.

(m) Employee benefits

(i) Short-term obligations

Liabilities for wages and salaries, including non-monetary benefits that are expected to be settled wholly within twelve months after the end of the period in which the employees render the related service are recognised in respect of employees' services up to the end of the reporting period and are measured at the undiscounted amounts expected to be paid when the liabilities are settled. The liabilities are presented as current benefit obligations in the Balance Sheet.

(ii) Other long-term employee benefit obligations

Other long-term employee benefits include earned leaves, sick leaves and employee retention bonus.

Earned leaves and sick leaves

The liabilities for earned leaves and sick leaves are not expected to be settled wholly within twelve months after the end of the period in which the employees render the related service. They are therefore measured at the present value of expected future payments to be made in respect of services provided by employees up to the end of the reporting period using the projected

unit credit method, with actuarial valuations being carried out at the end of each annual reporting period. The benefits are discounted using the market yields at the end of the reporting period that have terms approximating to the terms of the related obligation. Remeasurements as a result of experience adjustments and changes in actuarial assumptions are recognised in the Statement of Profit and Loss. The obligations are presented as provisions in the Balance Sheet.

Employee retention bonus

The Company, as a part of retention policy, pays retention bonus to certain employees after completion of specified period of service. The timing of the outflows is expected to be within a period of five years. They are therefore measured at the present value of expected future payments at the end of each annual reporting period in accordance with management best estimates. This cost is included in employee benefit expense in the Statement of Profit and Loss with corresponding provisions in the Balance Sheet.

(iii) Post-employment obligations

The Company operates the following post-employment schemes:

- defined benefit plan towards payment of gratuity; and
- defined contribution plans towards provident fund & employee pension scheme, employee state insurance and superannuation scheme.

Defined benefit plans

The Company provides for gratuity obligations through a defined benefit retirement plan (the 'Gratuity Plan') covering all employees. The Gratuity Plan provides a lump sum payment to vested employees at retirement/termination of employment or death of an employee, based on the respective employees' salary and years of employment with the Company.

The liability or asset recognised in the Balance Sheet in respect of the defined benefit plan is the present value of the defined benefit obligation at the end of the reporting period less the fair value

Notes to the Financial Statements

for the year ended March 31, 2022

of plan assets. The present value of the defined benefit obligation is determined using projected unit credit method by discounting the estimated future cash outflows by reference to market yields at the end of the reporting period on government bonds that have terms approximating to the terms of the related obligation, with actuarial valuations being carried out at the end of each annual reporting period.

The net interest cost is calculated by applying the discount rate to the net balance of the defined benefit obligation and the fair value of plan assets. This cost is included in employee benefit expense in the Statement of Profit and Loss. Remeasurement gains and losses arising from experience adjustments and changes in actuarial assumptions are recognised in the period in which they occur, directly in Other Comprehensive Income. They are included in retained earnings in the statement of changes in equity and in the Balance Sheet.

Defined contribution plans

Defined contribution plans are retirement benefit plans under which the Company pays fixed contributions to separate entities (funds) or financial institutions or state managed benefit schemes. The Company has no further payment obligations once the contributions have been paid. The defined contributions plans are recognised as employee benefit expense when they are due. Prepaid contributions are recognised as an asset to the extent that a cash refund or a reduction in the future payments is available.

- **Provident Fund Plan & Employee Pension Scheme**

The Company makes monthly contributions at prescribed rates towards Employees' Provident Fund / Employees' Pension Scheme to a Fund administered and managed by the Government of India.

- **Employee State Insurance**

The Company makes prescribed monthly contributions towards Employees' State Insurance Scheme.

- **Superannuation Scheme**

The Company contributes towards a fund established by the Company to provide superannuation benefit to certain employees in terms of Group Superannuation Policies entered into by such fund with the Life Insurance Corporation of India.

(n) Dividends

Provision is made for the amount of any dividend declared, being appropriately authorised and no longer at the discretion of the Company, on or before the end of the reporting period but not distributed by the end of the reporting period.

(o) Cash and cash equivalents

Cash and cash equivalents includes cash on hand, other short-term, highly liquid investments with original maturities of three month or less that are readily convertible into known amount of cash and which are subject to an insignificant risk of changes in value.

(p) Earnings per share

Basic earnings per share are calculated by dividing the net profit or loss for the year attributable to equity shareholders by the weighted average number of equity shares outstanding during the year.

For the purpose of calculating diluted earnings per share, the net profit or loss for the year attributable to equity shareholders and the weighted average number of shares outstanding during the year are adjusted for the effects of all dilutive potential equity shares.

(q) Financial assets

(i) Classification

The Company classifies its financial assets in the following measurement categories:

- those to be measured subsequently at fair value (either through Other Comprehensive Income, or through profit or loss), and
- those measured at amortised cost.

The classification depends on the Company's business model for managing the financial assets and the contractual terms of the cash flows.

Notes to the Financial Statements

for the year ended March 31, 2022

For assets measured at fair value, gains and losses will either be recorded in profit or loss or Other Comprehensive Income. For assets in the nature of debt instruments, this will depend on the business model. For assets in the nature of equity instruments, this will depend on whether the Company has made an irrevocable election at the time of initial recognition to account for the equity instrument at fair value through Other Comprehensive Income.

The Company reclassifies debt instruments when and only when its business model for managing those assets changes.

(ii) Measurement

At initial recognition, the Company measures a financial asset at its fair value plus, in the case of a financial asset not measured at fair value through profit or loss, transaction costs that are directly attributable to the acquisition of the financial asset. Transaction costs of financial assets carried at fair value through profit or loss are expensed in profit or loss.

Debt instruments

Subsequent measurement of debt instruments depends on the Company's business model for managing the asset and the cash flow characteristics of the asset. There are three measurement categories into which the Company classifies its debt instruments:

- **Amortised cost:** Assets that are held for collection of contractual cash flows where those cash flows represent solely payments of principal and interest are measured at amortised cost. A gain or loss on a debt investment that is subsequently measured at amortised cost is recognised in profit or loss when the asset is derecognised or impaired. Interest income from these financial assets is recognised using the effective interest rate method.
- **Fair value through Other Comprehensive Income (FVTOCI):** Assets that are held for collection of contractual cash flows and for selling the financial assets, where the assets' cash flows represent solely payments

of principal and interest, are measured at fair value through Other Comprehensive Income (FVTOCI). Movements in the carrying amount are taken through OCI, except for the recognition of impairment gains or losses, interest revenue and foreign exchange gains and losses which are recognised in Statement of Profit and Loss. When the financial asset is derecognised, the cumulative gain or loss previously recognised in OCI is reclassified from equity to profit or loss and recognised in other gains/(losses). Interest income from these financial assets is included in other income using the effective interest rate method.

- **Fair value through profit or loss (FVTPL):**

Assets that do not meet the criteria for amortised cost or FVTOCI are measured at fair value through profit or loss. A gain or loss on a debt investment that is subsequently measured at fair value through profit or loss is recognised in profit or loss and presented net in the in Statement of Profit and Loss within other gains/(losses) in the period in which it arises. Interest income from these financial assets is included in other income.

Equity instruments

The Company subsequently measures all equity investments at fair value, except for equity investments in subsidiary and joint venture where the Company has the option to either measure it at cost or fair value. The Company has opted to measure equity investments in subsidiary and joint venture at cost. Where the Company's management elects to present fair value gains and losses on equity investments in Other Comprehensive Income, there is no subsequent reclassification of fair value gains and losses to profit or loss. Dividends from such investments are recognised in profit or loss as other income when the Company's right to receive payments is established.

(iii) Impairment of financial assets

In accordance with Ind AS 109 Financial Instruments, the Company applies expected credit loss (ECL) model for measurement and

Notes to the Financial Statements

for the year ended March 31, 2022

recognition of impairment loss associated with its financial assets carried at amortised cost and FVTOCI debt instruments.

For trade receivables or any contractual right to receive cash or another financial asset that result from transactions that are within the scope of Ind AS 115 Revenue from contracts with customers, the Company applies simplified approach permitted by Ind AS 109 Financial Instruments, which requires expected life time losses to be recognised after initial recognition of receivables. For recognition of impairment loss on other financial assets and risk exposure, the Company determines whether there has been a significant increase in the credit risk since initial recognition. If credit risk has not increased significantly, twelve months ECL is used to provide for impairment loss. However, if credit risk has increased significantly, lifetime ECL is used. If, in a subsequent period, credit quality of the instrument improves such that there is no longer a significant increase in credit risk since initial recognition, then the entity reverts to recognising impairment loss allowance based on twelve-months ECL.

ECL represents expected credit loss resulting from all possible defaults and is the difference between all contractual cash flows that are due to the Company in accordance with the contract and all the cash flows that the entity expects to receive, discounted at the original effective interest rate. While determining cash flows, cash flows from the sale of collateral held or other credit enhancements that are integral to the contractual terms are also considered.

ECL is determined with reference to historically observed default rates over the expected life of the trade receivables and is adjusted for forward looking estimates. Note 37 details how the Company determines expected credit loss.

(iv) Derecognition of financial assets

A financial asset is derecognised only when

- the Company has transferred the rights to receive cash flows from the financial asset; or

- retains the contractual rights to receive the cash flows of the financial asset, but assumes a contractual obligation to pay the cash flows to one or more recipients.

Where the Company has transferred an asset, it evaluates whether it has transferred substantially all risks and rewards of ownership of the financial asset. In such cases, the financial asset is derecognised. Where the Company has not transferred substantially all risks and rewards of ownership of the financial asset, the financial asset is not derecognised.

Where the Company has neither transferred a financial asset nor retained substantially all risks and rewards of ownership of the financial asset, the financial asset is derecognised if the Company has not retained control of the financial asset. Where the Company retains control of the financial asset, the asset is continued to be recognised to the extent of continuing involvement in the financial asset.

On derecognition of a financial asset in its entirety, the difference between the asset's carrying amount and the sum of the consideration received and receivable and the cumulative gain or loss that had been recognised in Other Comprehensive Income and accumulated in equity is recognised in profit or loss if such gain or loss would have otherwise been recognised in profit or loss on disposal of that financial asset.

On derecognition of a financial asset other than in its entirety, the Company allocates the previous carrying amount of the financial asset between the part it continues to recognise under continuing involvement, and the part it no longer recognises on the basis of the relative fair values of those parts on the date of the transfer. The difference between the carrying amount allocated to the part that is no longer recognised and the sum of the consideration received for the part no longer recognised and any cumulative gain or loss allocated to it that had been recognised in Other Comprehensive Income is recognised in profit or loss if such gain or loss would have otherwise been recognised in profit or loss on disposal of

Notes to the Financial Statements

for the year ended March 31, 2022

that financial asset. A cumulative gain or loss that had been recognised in Other Comprehensive Income is allocated between the part that continues to be recognised and the part that is no longer recognised on the basis of the relative fair values of those parts.

(v) Effective interest method

The effective interest method is a method of calculating the amortised cost of a debt instrument and of allocating interest income over the relevant period. The effective interest rate is the rate that exactly discounts estimated future cash receipts through the expected life of the financial asset to the gross carrying amount of a financial asset. When calculating the effective interest rate, the Company estimates the expected cash flows by considering all the contractual terms of the financial instrument but does not consider the expected credit losses. Income is recognised on an effective interest basis for debt instruments other than those financial assets classified as at FVTPL.

(r) Financial liabilities and equity instruments

(i) Classification

Debt and equity instruments issued by the Company are classified as either financial liabilities or as equity in accordance with the substance of the contractual arrangements and the definitions of a financial liability and an equity instrument.

Equity instruments

An equity instrument is any contract that evidences a residual interest in the assets of the Company after deducting all of its liabilities.

Financial liabilities

The Company classifies its financial liabilities in the following measurement categories:

- those to be measured subsequently at fair value through profit or loss, and
- those measured at amortised cost.

Financial liabilities are classified as at FVTPL when the financial liability is held for trading or it is designated as at FVTPL, other financial liabilities are measured at amortised cost at the end of subsequent accounting periods.

(ii) Measurement

Equity instruments

Equity instruments issued by the Company are recognised at the proceeds received. Transaction cost of equity transactions shall be accounted for as a deduction from equity.

Financial liabilities

At initial recognition, the Company measures a financial liability at its fair value net of, in the case of a financial liability not measured at fair value through profit or loss, transaction costs that are directly attributable to the issue of the financial liability. Transaction costs of financial liability carried at fair value through profit or loss are expensed in profit or loss.

Subsequent measurement of financial liabilities depends on the classification of financial liabilities. There are two measurement categories into which the Company classifies its financial liabilities:

- **Fair value through profit or loss (FVTPL):** Financial liabilities are classified as at FVTPL when the financial liability is held for trading or it is designated as at FVTPL. Financial liabilities at FVTPL are stated at fair value, with any gains or losses arising on remeasurement recognised in profit or loss.
- **Amortised cost:** Financial liabilities that are not held-for-trading and are not designated as at FVTPL are measured at amortised cost at the end of subsequent accounting periods. The carrying amounts of financial liabilities that are subsequently measured at amortised cost are determined based on the effective interest method. Interest expense that is not capitalised as part of costs of an asset is included in the 'Finance costs' line item.

(iii) Derecognition

Equity instruments

Repurchase of the Company's own equity instruments is recognised and deducted directly in equity. No gain or loss is recognised in profit or loss on the purchase, sale, issue or cancellation of the Company's own equity instruments.

Notes to the Financial Statements

for the year ended March 31, 2022

Financial liabilities

The Company derecognises financial liabilities when, and only when, the Company's obligations are discharged, cancelled or have expired. An exchange with a lender of debt instruments with substantially different terms is accounted for as an extinguishment of the original financial liability and the recognition of a new financial liability. Similarly, a substantial modification of the terms of an existing financial liability (whether or not attributable to the financial difficulty of the debtor) is accounted for as an extinguishment of the original financial liability and the recognition of a new financial liability. The difference between the carrying amount of the financial liability derecognised and the consideration paid and payable is recognised in profit or loss.

(iv) Effective interest method

The effective interest method is a method of calculating the amortised cost of a financial liability and of allocating interest expense over the relevant period. The effective interest rate is the rate that exactly discounts estimated future cash payments through the expected life of the financial liability to the gross carrying amount of a financial liability.

(v) Foreign exchange gains and losses

For financial liabilities that are denominated in a foreign currency and are measured at amortised cost at the end of each reporting period, the foreign exchange gains and losses are determined based on the amortised cost of the instruments and are recognised in 'Other income'. The fair value of financial liabilities denominated in a foreign currency is determined in that foreign currency and translated at the spot rate at the end of the reporting period.

(s) Offsetting financial instruments

Financial assets and liabilities are offset and the net amount is reported in the Balance Sheet where there is a legally enforceable right to offset the recognised amounts and there is an intention to settle on a net basis or realise the asset and settle the liability simultaneously. The legally enforceable right must not be contingent on future events and must be enforceable in the normal course of business and in

the event of default, insolvency or bankruptcy of the Company or the counterparty.

(t) Fair value of financial instruments

Fair value measurements are categorised into Level 1, 2 or 3 based on the degree to which the inputs to the fair value measurements are observable and the significance of the inputs to the fair value measurement in its entirety, which are described as follows:

- Level 1 inputs are quoted prices (unadjusted) in active markets for identical assets or liabilities that the Company can access at the measurement date;
- Level 2 inputs are inputs, other than quoted prices included within Level 1, that are observable for the asset or liability, either directly or indirectly; and
- Level 3 inputs are unobservable inputs for the asset or liability.

(u) Derivative financial instruments and hedge accounting

The Company uses derivative financial instruments i.e. forward currency contracts to hedge its foreign currency risks. These derivative financial instruments are initially recognised at fair value on the date on which a derivative contract is entered into and are subsequently re-measured at fair value. Derivatives are carried as financial assets when the fair value is positive and as financial liabilities when the fair value is negative.

For the purpose of hedge accounting, the Company has classified hedges as Cash flow hedges wherein it hedges the exposure to the variability in cash flows that is either attributable to a particular risk associated with a recognised asset or liability or a highly probable forecast transaction or the foreign currency risk in an unrecognised firm commitment.

At the inception of a hedge relationship, the Company formally designates and documents the hedge relationship to which the Company contemplates to apply hedge accounting and the risk management objective and strategy for undertaking the hedge in compliance with Company's hedge policy. The documentation includes the company's risk management objective and strategy for undertaking hedge, the hedging / economic relationship, the hedged

Notes to the Financial Statements

for the year ended March 31, 2022

item or transaction, the nature of the risk being hedged, hedge ratio and how the entity will assess the effectiveness of changes in the hedging instrument's fair value in offsetting the exposure to changes in the hedged item's fair value or cash flows attributable to the hedged risk. Such hedges are expected to be highly effective in achieving offsetting changes in fair value or cash flows and are assessed on an ongoing basis to determine that they actually have been highly effective throughout the financial reporting periods for which they were designated. Any hedge ineffectiveness is calculated and accounted for in Statement of profit or loss at the time of hedge relationship rebalancing.

The effective portion of changes in the fair value of the hedging instruments is recognised in Other Comprehensive Income and accumulated in the cash flow hedging reserve. Such amounts are reclassified in to the profit or loss when the related hedge items affect profit or loss, such as when the hedged financial income or financial expense is recognised or when a forecast sale occurs. When the hedged item is the cost of a non-financial asset or non-financial liability, the amounts recognised as OCI are transferred to the initial carrying amount of the non-financial asset or liability.

Any ineffective portion of changes in the fair value of the derivative or if the hedging instrument no longer meets the criteria for hedge accounting, is recognised immediately in profit or loss. If the hedging relationship ceases to meet the effectiveness conditions, hedge accounting is discontinued and the related gain or loss is held in cash flow hedging reserve until the forecast transaction occurs.

(v) Recent pronouncements

Ministry of Corporate Affairs ("MCA"), vide notification dated March 23, 2022, has made the following amendment to Ind AS which are effective from 1st April 2022

- i. Ind AS 103 – Reference to conceptual framework
- ii. Ind AS 109 -Annual improvement to Ind AS (2021)
- iii. Ind AS 37 – Onerous Contract – Cost of Fulfilling a contract
- iv. Ind AS 16 - Proceeds before intended use.

Based on the preliminary assessment, the Company does not expect these amendments to have any significant impact on its financial statements.

Note 2: Critical accounting judgements and key sources of estimation uncertainty

The preparation of financial statements requires the use of accounting estimates which, by definition, will seldom equal the actual results. Management also needs to exercise judgement in applying the Company's accounting policies.

This note provides an overview of the areas that involved a higher degree of judgement or complexity, and of items which are more likely to be materially adjusted due to estimates and assumptions turning out to be different than those originally assessed.

Estimates and judgements are continually evaluated. They are based on historical experience and other factors, including expectations of future events that may have a financial impact on the Company and that are believed to be reasonable under the circumstances.

(a) Key sources of estimation uncertainty

The following are the key assumptions concerning the future, and other key sources of estimation uncertainty at the end of the reporting period that may have a significant risk of causing a material adjustment to the carrying amounts of assets and liabilities within the next financial year.

(i) Write –downs of Inventory

The Company write-downs the inventories to net realisable value on account of obsolete and slow-moving inventories, which is recognised on case to case basis based on the management's assessment.

The Company uses following significant judgements to ascertain value for write-downs of inventories to net realisable:

- a) nature of inventories mainly comprise of iron, steel, forging and casting which are non-perishable in nature;
- b) probability of decrease in the realisable value of slow moving inventory due to obsolesce or not having an alternative use

Notes to the Financial Statements

for the year ended March 31, 2022

is low considering the fact that these can also be used after necessary engineering modification;

- c) maintaining appropriate inventory levels for after sales services considering the long useful life of the product.

(ii) Employee benefit plans

The cost of the defined benefit plans and other long term employee benefits and the present value of the obligation thereon are determined using actuarial valuations. An actuarial valuation involves making various assumptions that may differ from actual developments in the future. These include the determination of the discount rate, future salary increases, attrition and mortality rates. Due to the complexities involved in the valuation and its long-term nature, obligation amount is highly sensitive to changes in these assumptions.

The parameter most subject to change is the discount rate. In determining the appropriate discount rate for plans, the management considers the interest rates of government bonds. Future salary increases are based on expected future inflation rates and expected salary trends in the industry. Attrition rates are considered based on past observable data on employees leaving the services of the Company. The mortality rate is based on publicly available mortality tables. Those mortality tables tend to change only at interval in response to demographic changes. See note 34 for further disclosures.

(iii) Provision for warranty claims

The Company, in the usual course of sale of its products, gives warranties on certain products and services, undertaking to repair or replace the items that fail to perform satisfactorily during the specified warranty period. Provisions made

represent the amount of expected cost of meeting such obligations of rectifications / replacements based on best estimate considering the historical warranty claim information and any recent trends that may suggest future claims could differ from historical amounts. The assumptions made in relation to the current period are consistent with those in the prior years.

(iv) Provision for liquidated damages

It represents the potential liability which may arise from contractual obligation towards customers with respect to matters relating to delivery and performance of the Company's products. The provision represents the amount estimated to meet the cost of such obligations based on best estimate considering the historical trends, merits of the case and apportionment of delays between the contracting parties.

(v) Provision for litigations and contingencies

The provision for litigations and contingencies are determined based on evaluation made by the management of the present obligation arising from past events the settlement of which is expected to result in outflow of resources embodying economic benefits, which involves judgements around estimating the ultimate outcome of such past events and measurement of the obligation amount.

(vi) Useful life and residual value of plant, property and equipment and intangible assets

The useful life and residual value of plant, property and equipment and intangible assets are determined based on technical evaluation made by the management of the expected usage of the asset, the physical wear and tear and technical or commercial obsolescence of the asset. Due to the judgements involved in such estimations, the useful life and residual value are sensitive to the actual usage in future period.

Notes to the Financial Statements

for the year ended March 31, 2022

Note 3: Property, plant and equipment and capital work-in-progress

	Property, plant and equipment										Capital work-in-progress (Note v)
	Freehold land	Leasehold land	Buildings	Plant and equipment	Office equipment	Furniture and fixtures	Vehicles	Computers	Right of use assets (Note iv)	Total	
(₹ in Million)											
Year ended 31 March 2021											
Gross carrying amount											
Opening gross carrying amount	36.42	388.65	1,174.49	1,320.71	26.49	62.50	55.46	53.66	34.01	3,152.39	63.72
Additions	-	-	113.18	65.86	9.97	1.14	1.31	1.12	2.73	195.31	110.51
Disposals	-	-	-	-	-	-	(3.62)	-	(4.97)	(8.59)	-
Transfer	-	-	-	-	-	-	-	-	-	-	(174.23)
Closing gross carrying amount	36.42	388.65	1,287.67	1,386.57	36.46	63.64	53.15	54.78	31.77	3,339.11	-
Accumulated depreciation											
Opening accumulated depreciation	-	-	134.06	478.59	16.31	27.15	23.26	39.46	7.13	725.96	-
Depreciation charge during the year	-	-	39.26	114.84	4.83	5.02	5.08	5.71	5.77	180.51	-
Disposals	-	-	-	-	-	-	(1.95)	-	(2.77)	(4.72)	-
Closing accumulated depreciation	-	-	173.32	593.43	21.14	32.17	26.39	45.17	10.13	901.75	-
Net carrying amount	36.42	388.65	1,114.35	793.14	15.32	31.47	26.76	9.61	21.64	2,437.36	-
Year ended 31 March 2022											
Gross carrying amount											
Opening gross carrying amount	36.42	388.65	1,287.67	1,386.57	36.46	63.64	53.15	54.78	31.77	3,339.11	-
Additions	-	-	9.99	77.78	2.38	0.40	20.62	4.64	-	115.81	32.52
Disposals	-	-	(2.93)	-	-	(0.33)	(17.18)	-	-	(20.44)	-
Transfer	-	-	-	-	-	-	-	-	-	-	-
Closing gross carrying amount	36.42	388.65	1,294.73	1,464.35	38.84	63.71	56.59	59.42	31.77	3,434.48	32.52
Accumulated depreciation											
Opening accumulated depreciation	-	-	173.32	593.43	21.14	32.17	26.39	45.17	10.13	901.75	-
Depreciation charge during the year	-	-	43.11	107.06	5.48	4.54	5.22	5.39	5.39	176.19	-
Disposals	-	-	(0.72)	-	-	(0.26)	(6.51)	-	-	(7.49)	-
Closing accumulated depreciation	-	-	215.71	700.49	26.62	36.45	25.10	50.56	15.52	1,070.45	-
Net carrying amount	36.42	388.65	1,079.02	763.86	12.22	27.26	31.49	8.86	16.25	2,364.03	32.52

Notes to the Financial Statements

for the year ended March 31, 2022

(i) Leased assets

The leasehold land above represents land at Sompura, acquired by the Company during financial year 2014-15 from Karnataka Industrial Areas Development Board, on a lease-cum-sale basis. The land is under lease for initial period of ten years thereafter the ownership of the land will be transferred in favour of the Company. (refer note 39(i)).

(ii) Restrictions on property, plant and equipment

Refer note 14 and 16 for information on charges created on property, plant and equipment.

(iii) Contractual commitments

Refer note 40 for disclosure of contractual commitments for the acquisition of property, plant and equipment.

(iv) Right of use assets

Right of use assets represents certain office premises, office equipment and vehicles taken on lease and has been accounted in accordance with Ind AS 116 ("Leases") [Refer note 39 (ii)]

(v) Capital work-in-progress

Capital work-in-progress mainly comprises of extension of factory building at Somapura manufacturing facility which is under progress aged within 1 year.

Note 4: Intangible assets

(₹ in Million)

	Computer software	Website	Design and drawings	Total
Year ended March 31, 2021				
Gross carrying amount				
Opening gross carrying amount	109.46	1.42	46.19	157.07
Additions	21.78	0.51	-	22.29
Closing gross carrying amount	131.24	1.93	46.19	179.36
Accumulated amortisation				
Opening accumulated amortisation	79.93	1.42	37.27	118.62
Amortisation charge for the year	18.53	0.13	2.58	21.24
Disposals	-	-	-	-
Closing accumulated amortisation	98.46	1.55	39.85	139.86
Closing net carrying amount	32.78	0.38	6.34	39.50
Year ended March 31, 2022				
Gross carrying amount				
Opening gross carrying amount	131.24	1.93	46.19	179.36
Additions	15.92	-	-	15.92
Closing gross carrying amount	147.16	1.93	46.19	195.28
Accumulated amortisation				
Opening accumulated amortisation	98.46	1.55	39.85	139.86
Amortisation charge for the year	21.63	0.17	2.23	24.03
Disposals	-	-	-	-
Closing accumulated amortisation	120.09	1.72	42.08	163.89

Notes to the Financial Statements

for the year ended March 31, 2022

Note 5: Investments

(a) Investments in subsidiary and joint venture

(₹ in Million)

	31-Mar-22	31-Mar-21
At cost		
Unquoted investments (fully paid-up)		
Investments in equity instruments		
- of subsidiary		
200,000 (March 31, 2021: 200,000) Ordinary shares of GBP 1/- each of Triveni Turbines Europe Private Ltd	18.47	18.47
16,000,000 (March 31, 2021: Nil) Equity shares of ₹ 10/- each of Triveni Energy Solutions Limited (formerly known as GE Triveni Limited (refer note 42))	160.00	-
- of joint venture		
Nil (March 31, 2021: 8,000,001) Equity shares of ₹ 10/- each of Triveni Energy Solutions Limited (formerly known as GE Triveni Limited (refer note 42))	-	80.00
Total investments in subsidiary and joint venture	178.47	98.47
Total investments in subsidiary and joint venture	178.47	98.47
Aggregate amount of quoted investments and market value thereof	-	-
Aggregate amount of unquoted investments	178.47	98.47
Aggregate amount of impairment in the value of investments	-	-

Details of the Company's subsidiaries and joint venture at the end of the reporting period are as follows:

(₹ in Million)

Name of Subsidiaries / Joint venture	Place of incorporation and operation	Proportion of ownership interest and voting power held by the Company	
		31-Mar-22	31-Mar-21
Subsidiaries			
Triveni Turbines Europe Private Ltd	United Kingdom	100%	100%
Triveni Energy Solutions Limited*	India	100%	-
Joint venture			
Triveni Energy Solutions Limited*	India	-	50%

*Ceased to be joint venture and became wholly owned subsidiary of the Company w.e.f September 06, 2021 (refer note 42)

(b) Current investments

(₹ in Million)

	31-Mar-22	31-Mar-21
Unquoted investments		
Investments in mutual funds at fair value through profit or Loss	4,250.73	2,639.31
Deposits with financial institutions at amortised cost	230.00	40.00
Total current investments	4,480.73	2,679.31
Aggregate amount of quoted investments and market value thereof	-	-
Aggregate amount of unquoted investments	4,480.73	2,679.31
Aggregate amount of impairment in the value of investments	-	-

Notes to the Financial Statements

for the year ended March 31, 2022

Note 6: Trade receivables

(₹ in Million)

	31-Mar-22		31-Mar-21	
	Current	Non-current	Current	Non-current
Trade receivables (at amortised cost)	994.64	-	812.71	11.38
Less: Allowance for bad and doubtful debts	(73.51)	-	(49.09)	(11.38)
Total trade receivables	921.13	-	763.62	-
Trade receivables				
Secured, considered good	121.70	-	211.10	-
Unsecured, considered good	799.43	-	552.52	-
Trade receivables which have significant increase in credit Risk	21.41	-	12.79	-
Trade receivables - credit impaired	52.10	-	36.30	11.38
	994.64	-	812.71	11.38
Impairment allowance (allowance for bad and doubtful debts)				
Trade receivables which have significant increase in credit Risk	21.41	-	12.79	-
Trade receivables - credit impaired	52.10	-	36.30	11.38
	73.51	-	49.09	11.38

(i) Ageing analysis of trade receivables*

(₹ in Million)

Trade receivables	31-Mar-22					
	Outstanding for following periods from due date of Payment					
	Less than 6 months	6 months - 1 year	1-2 years	2-3 years	More than 3 years	Total
Undisputed						
- Considered good	726.10	48.57	30.19	36.38	101.30	942.54
- Considered doubtful	0.84	1.52	2.50	15.92	21.76	42.54
Disputed	-	-	-	-	-	-
- Considered good	-	-	-	-	-	-
- Considered doubtful	-	-	-	1.27	8.29	9.56
Total (A)	726.94	50.09	32.69	53.57	131.35	994.64
Allowance for receivables credit impaired						52.10
Allowance for expected credit loss						21.41
Total (B)						73.51
Total (A-B)						921.13

Notes to the Financial Statements

for the year ended March 31, 2022

(₹ in Million)

Trade receivables	31-Mar-21					
	Outstanding for following periods from due date of Payment					
	Less than 6 months	6 months - 1 year	1-2 years	2-3 years	More than 3 years	Total
Undisputed						
- Considered good	354.80	76.20	160.38	37.27	147.76	776.41
- Considered doubtful	-	-	1.85	3.29	32.98	38.12
Disputed						
- Considered good	-	-	-	-	-	-
- Considered doubtful	-	-	-	1.27	8.29	9.56
Total (A)	354.80	76.20	162.23	41.83	189.03	824.09
Allowance for receivables credit impaired						47.68
Allowance for expected credit loss						12.79
Total (B)						60.47
Total (A-B)						763.62

*Includes retention money held back by the customers.

(ii) Refer note 37 for disclosures related to credit risk, impairment of trade receivables under expected credit loss model and related disclosures.

(iii) Reconciliation of loss allowance provision on trade receivables:

(₹ in Million)

	31-Mar-22	31-Mar-21
Balance at beginning of the year	60.47	53.20
Additional provisions recognised	35.14	19.98
Amounts used during the year	(10.72)	(12.21)
Unused amounts reversed during the year	(11.38)	(0.50)
Balance at the end of the year	73.51	60.47

Note 7: Loans

(₹ in Million)

	31-Mar-22		31-Mar-21	
	Current	Non-current	Current	Non-current
Unsecured, considered good (at amortised cost)				
Loan to employees	0.17	-	0.02	-
Total loans	0.17	-	0.02	-

Notes to the Financial Statements

for the year ended March 31, 2022

Note 8: Other financial assets

(₹ in Million)

	31-Mar-22		31-Mar-21	
	Current	Non- current	Current	Non- current
At amortised cost				
Security deposits	0.93	8.95	0.02	8.94
Earnest money deposits	7.50	-	7.35	-
Interest accrued on bank deposits	45.04	-	3.73	-
Bank deposits maturing beyond 12 months	-	79.60	-	-
Amount recoverable from banks (related to hedging transactions)	0.24	-	0.79	-
Contract assets (refer note 45)*	12.08	-	54.14	-
Total other financial assets at amortised cost [A]	65.79	88.55	66.03	8.94
At fair value through Other Comprehensive Income (OCI)				
Derivatives financial instruments carried at fair value				
- Foreign-exchange forward contracts	11.64	-	11.93	-
Total other financial assets at fair value through OCI [B]	11.64	-	11.93	-
Total other financial assets ([A]+[B])	77.43	88.55	77.96	8.94

*All contract assets are aged within 1 year.

Note 9: Other assets

(₹ in Million)

	31-Mar-22		31-Mar-21	
	Current	Non- current	Current	Non- current
Capital advances	-	40.34	-	0.84
Advances to suppliers				
Considered good	142.83	-	64.06	-
Considered doubtful	7.60	-	6.90	-
	150.43	-	70.96	-
Less: Provision for doubtful advances	(7.60)	-	(6.90)	-
	142.83	-	64.06	-
Indirect tax and duties recoverable				
Considered good	103.81	-	188.77	1.80
Considered doubtful	-	7.43	-	7.99
	103.81	7.43	188.77	9.79
Less: Provision for doubtful indirect taxes and duties recoverable	-	(7.43)	-	(7.99)
	103.81	-	188.77	1.80
Export incentives receivable				
Considered good	49.91	-	10.58	-
Considered doubtful	-	14.15	-	12.34
	49.91	14.15	10.58	12.34
Less: Provision for doubtful export incentives receivable	-	(14.15)	-	(12.34)
	49.91	-	10.58	-

Notes to the Financial Statements

for the year ended March 31, 2022

(₹ in Million)

	31-Mar-22		31-Mar-21	
	Current	Non- current	Current	Non- current
Prepaid expenses	42.85	2.33	32.04	1.80
Due from customers (Turbine extended scope turnkey project revenue adjustment)	-	-	6.21	-
Gratuity fund receivable (refer note 34)	-	-	1.50	-
Total other assets	339.40	42.67	303.16	4.44

Note 10: Inventories

(₹ in Million)

	31-Mar-22	31-Mar-21
Raw materials and components [includes stock in transit ₹ 14.34 Million (March 31, 2021: ₹ 2.76 Million)]	754.86	653.95
Less: Allowance for non moving inventories	(136.14)	(42.45)
Work-in-progress	722.12	772.31
Less: Allowance for non moving inventories	(27.79)	(21.27)
Finished goods [includes stock in transit ₹ 202.35 Million (March 31, 2021: ₹ 216.72 Million)]	219.90	229.32
Others - scrap and low value patterns	0.02	0.01
Total inventories	1,532.97	1,591.87

- (i) The cost of inventories recognised as an expense during the year was ₹ 5,270.61 Million (March 31, 2021: ₹ 4,268.87 Million).
- (ii) The mode of valuation of inventories has been stated in note 1 (k).
- (iii) In view of the order-to-dispatch cycle being normally around twelve months, most of the inventories held are expected to be utilized during the next twelve months. However, there may be some exceptions on account of unanticipated cases where the dispatch is held up due to reasons attributable to the customers, slow movement in spares and advance manufacture in anticipation of orders. Accordingly, the same has been considered as current.
- (iv) Refer note 16(i) for information on charges created on inventories.
- (v) For write-downs of inventories to net realisable value on account of obsolescence and slow moving items refer note 30 and 42.

Note 11: Cash and bank balances

(a) Cash and cash equivalents

(₹ in Million)

	31-Mar-22	31-Mar-21
At amortised cost		
Balances with banks		
- in current accounts	66.25	129.00
Cash on hand	0.30	0.12
Total cash and cash equivalents	66.55	129.12

Notes to the Financial Statements

for the year ended March 31, 2022

(b) Bank balances other than cash and cash equivalents

(₹ in Million)

	31-Mar-22	31-Mar-21
At amortised cost		
Balances with banks		
- Deposits with maturity with less than 12 months	2,003.24	728.80
Earmarked balances with banks		
- unpaid dividend account	1.24	1.09
Total other bank balances	2,004.48	729.89

Note 12: Equity share capital

	31-Mar-22		31-Mar-21	
	Number of shares	Amount (₹ in Million)	Number of shares	Amount (₹ in Million)
AUTHORISED				
Equity shares of ₹ 1 each	450,000,000	450.00	450,000,000	450.00
8% Cumulative Redeemable Preference Shares of ₹ 10 each	5,000,000	50.00	5,000,000	50.00
		500.00		500.00
ISSUED, SUBSCRIBED AND FULLY PAID UP				
Equity shares of ₹ 1 each	323,305,484	323.30	323,305,484	323.30

(i) Movements in equity share capital

	Number of shares	Amount (₹ in Million)
As at April 1, 2020	323,305,484	323.30
Movement during the year	-	-
As at March 31, 2021	323,305,484	323.30
Movement during the year	-	-
As at March 31, 2022	323,305,484	323.30

Terms and rights attached to equity shares

The Company has only one class of equity shares with a par value of ₹ 1/- per share. Each holder of equity shares is entitled to one vote per share. The Company declares and pays dividends in Indian rupees. The dividend proposed by the Board of Directors is subject to the approval of the shareholders in the ensuing Annual General Meeting.

In the event of liquidation of the Company, the holders of equity shares are entitled to receive the remaining assets of the Company, after meeting all liabilities and distribution of all preferential amounts, in proportion to their shareholding.

Notes to the Financial Statements

for the year ended March 31, 2022

(ii) Details of shareholders holding more than 5% shares in the Company

	31-Mar-22		31-Mar-21	
	Number of shares	% holding	Number of shares	% holding
Triveni Engineering & Industries Limited	70,627,980	21.85	70,627,980	21.85
Dhruv M. Sawhney	23,386,813	7.23	23,386,813	7.23
Nalanda India Fund Limited	18,170,454	5.62	18,170,454	5.62
Subhadra Trade & Finance Limited	86,929,264	26.89	86,929,264	26.89
Nippon Life India Trustee Limited	16,874,500	5.22	20,522,403	6.35
SBI Mutual Fund	20,561,470	6.36	20,086,681	6.21

(iii) Details of shares held by promoters in the Company

Sr. No.	Name of the promoter	31-Mar-22			31-Mar-21		
		Number of shares	% holding	% change	Number of shares	% holding	% change
1	Mr. Dhruv M. Sawhney	23,386,813	7.23	-	23,386,813	7.23	-
3	Mr. Tarun Sawhney	13,972,088	4.32	-	13,972,088	4.32	-
4	Mr. Nikhil Sawhney	14,760,246	4.57	-	14,760,246	4.57	-
2	Mrs. Rati Sawhney	5,838,707	1.81	-	5,838,707	1.81	-
5	Manmohan Sawhney (HUF)	3,603,229	1.11	-	3,603,229	1.11	-
6	Mrs. Tarana Sawhney	24,484	0.01	-	24,484	0.01	-
7	Triveni Engineering & Industries Ltd.	70,627,980	21.85	-	70,627,980	21.85	-
8	Subhadra Trade & Finance Limited	86,929,264	26.89	-	86,929,264	26.89	-
		219,142,811	67.78	-	219,142,811	67.78	-

(iv) Aggregate number of bonus shares issued, shares issued for consideration other than cash and shares bought back during the period of five years immediately preceding the reporting date

- a) The Company has not issued any bonus shares during five years immediately preceding March 31, 2022. Further, the Company has not issued any shares for consideration other than cash during five years immediately preceding March 31, 2022.
- b) The Company had bought back 6,666,666 equity shares of ₹ 1 each during the year ended March 31, 2019 from the shareholders of the Company.

Note 13: Other equity

(₹ in Million)

	31-Mar-22	31-Mar-21
Capital redemption reserve	34.67	34.67
Retained earnings	7,341.67	5,560.77
Cash flow hedging reserve	12.32	5.59
Total other equity	7,388.66	5,601.03

Notes to the Financial Statements

for the year ended March 31, 2022

(i) Capital redemption reserve

(₹ in Million)

	31-Mar-22	31-Mar-21
Opening balance	34.67	34.67
Add: Movement during the year	-	-
Closing balance	34.67	34.67

Capital Redemption Reserve of ₹ 28.00 Million was created consequent to redemption of preference share capital, as required under the provisions of the erstwhile Companies Act, 1956 and Capital Redemption Reserve of ₹ 6.67 Million was created during the year ended March 31, 2019 on account of buy-back of equity shares. This reserve shall be utilised in accordance with the provisions of Companies Act, 2013.

(ii) Retained earnings

(₹ in Million)

	31-Mar-22	31-Mar-21
Opening balance	5,560.77	4,662.46
Net profit for the year	2,494.94	887.24
Other comprehensive income arising from the remeasurements of defined benefit obligation net of income tax	(2.77)	11.07
Dividend paid	(711.27)	-
Closing balance	7,341.67	5,560.77

(a) It represents undistributed profits of the Company which can be distributed by the Company to its equity shareholders in accordance with the requirements of the Companies Act, 2013.

(b) As required under Schedule III (Division II) to the Companies Act, 2013, the Company has recognised remeasurement of defined benefit plans (net of tax) as part of retained earnings.

(c) Details of dividend distributions declared & proposed:

(₹ in Million)

	31-Mar-22	31-Mar-21
Cash dividends on equity shares declared and paid (Also refer note 18)		
Final dividend: 120% (₹ 1.20 per equity share of ₹ 1/- each) for the year March 31, 2021 [March 31, 2021: Nil (₹ Nil per equity share of ₹ 1/- each)]	387.97	-
Interim dividend: 40% (₹ 0.40 per equity share of ₹ 1/- each) for the year ended March 31, 2022 [March 31, 2021: Nil (₹ Nil per equity share of ₹ 1/- each)]	129.32	-
1 st Special dividend: 60% (₹ 0.60 per equity share of ₹ 1/- each) for the year ended March 31, 2022 [March 31, 2021: Nil (₹ Nil per equity share of ₹ 1/- each)]	193.98	-
Total cash dividends on equity shares declared and paid	711.27	-
Proposed dividend on equity shares:		
Final dividend: 85% (₹ 0.85 per equity share of ₹ 1/- each) for the year ended March 31, 2022 [March 31, 2021: 120% (₹ 1.20 per equity share of ₹ 1/- each)]	274.81	387.96
2 nd Special dividend: 70% (₹ 0.70 per equity share of ₹ 1/- each) for the year ended March 31, 2022 [March 31, 2021: Nil (₹ Nil per equity share of ₹ 1/- each)]	226.31	-
Total proposed dividend on equity shares	501.12	387.96

Notes to the Financial Statements

for the year ended March 31, 2022

Proposed dividend on equity shares as on March 31, 2022 is subject to approval by shareholders at the Annual General Meeting and has not been included as a liability in these financial statements. The proposed equity dividend is payable to all holders of fully paid equity shares.

(iii) Cash flow hedging reserve

(₹ in Million)

	31-Mar-22	31-Mar-21
Opening balance	5.59	(33.46)
Other comprehensive gain arising from effective portion of loss on designated portion of hedging instruments in a cash flow hedge	8.99	52.18
Income tax on above	(2.26)	(13.13)
Closing balance	12.32	5.59

The Company uses hedging instruments as a part of its management of foreign currency risk associated with its highly probable forecast sale. For hedging foreign currency risk, the Company uses foreign currency forward contracts which are designated as cash flow hedge. To the extent, these hedge are effective, the changes in fair value of hedging instruments is recognised in the cash flow hedging reserve. Amount recognised in the cash flow hedging reserve is reclassified to profit or loss when hedge items effects profit or loss i.e. sales.

Note 14: Non-current borrowings

(₹ in Million)

	31-Mar-22		31-Mar-21	
	Current	Non-current	Current	Non-current
Secured- at amortised cost				
Term loans				
- from other parties	-	-	9.56	-
	-	-	9.56	-
Less: Amount disclosed under the head "Current borrowings" (refer note 16)	-	-	(9.56)	-
Total non-current borrowings	-	-	-	-

Term loans from other parties represents vehicles loan which are secured by hypothecation of vehicles. These loans carried interest @ 8.90% p.a. The loans were repayable in 23 monthly instalments of ₹ 0.26 Million each and a bullet repayment of ₹ 7.91 Million at the end of tenor of the loan which has been repaid in full in Jan'22.

Note 15: Provisions

(₹ in Million)

	31-Mar-22		31-Mar-21	
	Current	Non-current	Current	Non-current
Provision for employee benefits				
Gratuity (refer note 34)	-	7.75	-	-
Compensated absences	33.04	-	30.66	-
Employee retention bonus	5.13	5.74	8.77	2.69
Other provisions				
Warranty	46.33	38.70	57.34	27.15
Liquidated damages	55.86	-	30.54	-
Total provisions	140.36	52.19	127.31	29.84

Notes to the Financial Statements

for the year ended March 31, 2022

(i) Information about individual provisions and significant estimates

(a) Compensated absences:

Compensated absences comprises earned leaves, the liabilities of which are not expected to be settled wholly within twelve months after the end of the period in which the employees render the related service. They are therefore measured as the present value of expected future payments to be made in respect of services provided by employees up to the end of the reporting period using the projected unit credit method, with actuarial valuations being carried out at the end of each annual reporting period. The Company presents the compensated absences as a current liability in the Balance Sheet wherever it does not have an unconditional right to defer its settlement beyond twelve months after the reporting date.

(b) Employee retention bonus:

The Company, as a part of retention policy, pays retention bonus to certain employees after completion of specified period of service. The timing of the outflows is expected to be within a period of five years. They are therefore measured as the present value of expected future payments, with management best estimates.

(c) Warranty:

The Company, in the usual course of sale of its products, gives warranties on certain products and services, undertaking to repair or replace the items that fail to perform satisfactorily during the specified warranty period. Provisions made represent the amount of expected cost of meeting such obligations of rectifications / replacements based on best estimate considering the historical warranty claim information and any recent trends that may suggest future claims could differ from historical amounts.

(d) Liquidated damages:

Represents the provision on account of contractual obligation towards customers in respect of certain products for matters relating to delivery and performance. The provision represents the amount estimated to meet the cost of such obligations based on best estimate considering the historical liquidated damages claim information and any recent trends that may suggest future claims could differ from historical amounts.

(ii) Movement in other provisions

Movement in each class of other provisions during the financial year, are set out below:

	(₹ in Million)	
	Warranty	Liquidated damages
Balance as at April 1, 2020	107.93	25.48
Additional provisions recognised	62.51	19.58
Amounts used during the year	(55.27)	(5.23)
Unused amounts reversed during the year	(30.68)	(9.29)
Balance as at March 31, 2021	84.49	30.54
Additional provisions recognised	69.47	41.31
Amounts used during the year	(44.73)	(9.54)
Unused amounts reversed during the year	(24.20)	(6.45)
Balance as at March 31, 2022	85.03	55.86

Notes to the Financial Statements

for the year ended March 31, 2022

Note 16: Current borrowings

(₹ in Million)

	31-Mar-22	31-Mar-21
Secured- at amortised cost		
Repayable on demand		
- Cash credits from banks [#]	-	-
Current maturities of long-term borrowings (refer note 14)	-	9.56
Total current borrowings	-	9.56

[#]As at March 31, 2022 and March 31, 2021, cash credit has a favourable bank balances, hence the same has been disclosed under cash and cash equivalent.

- (i) Cash credit from banks is secured by hypothecation of entire current assets inclusive of stock-in-trade, raw materials, stores and spares, work-in-progress and trade receivables and a second charge on entire movable fixed assets of the Company and immovable fixed assets situated at Peenya Industrial Area, Bengaluru both present and future on a pari-passu basis. Interest rates ranges from 7.75% to 8.05% per annum for the year ended March 31, 2022 (March 31, 2021: 7.40% to 8.90%)
- (ii) In respect of working capital facilities sanctioned by a bank to the wholly owned subsidiary M/s Triveni Energy Solution Limited (TESL) (formerly known as GE Triveni Ltd), the Company had given an undertaking not to dispose of its investments in the equity shares of TESL aggregating to ₹ 80.00 Million during the tenure of the facilities. This undertaking has been withdrawn by the Company and extinguished by the Bank during the year ended March 31, 2022.

Note 17: Trade payables

(₹ in Million)

	31-Mar-22	31-Mar-21
Trade payables		
- Total outstanding dues of micro enterprises and small enterprises (refer note 43)	129.19	111.81
- Total outstanding dues of creditors other than micro enterprises and small enterprises	919.62	621.16
Total trade payables	1,048.81	732.97

- (i) Ageing analysis of trade payable

(₹ in Million)

Trade Payables	31-Mar-22				
	Outstanding for the following periods from due date of payment				
	Less than 1 year	1-2 years	2-3 years	More than 3 years	Total
Undisputed					
- Dues of micro enterprises and small enterprises	129.19	-	-	-	129.19
- Dues of other than micro enterprises and small enterprises	704.77	3.85	2.55	24.96	736.13
Disputed					
- Dues of micro enterprises and small enterprises	-	-	-	-	-
- Dues of other than micro enterprises and small enterprises	-	-	-	11.15	11.15
Unbilled dues					
	172.34	-	-	-	172.34
	1,006.30	3.85	2.55	36.11	1,048.81

Notes to the Financial Statements

for the year ended March 31, 2022

(₹ in Million)

Trade Payables	31-Mar-21				
	Outstanding for the following periods from due date of payment				
	Less than 1 year	1-2 years	2-3 years	More than 3 years	Total
Undisputed					
- Dues of micro enterprises and small enterprises	111.81	-	-	-	111.81
- Dues of other than micro enterprises and small enterprises	444.04	4.39	2.30	33.21	483.94
Disputed					
- Dues of micro enterprises and small enterprises	-	-	-	-	-
- Dues of other than micro enterprises and small enterprises	-	-	-	11.15	11.15
Unbilled dues	126.07	-	-	-	126.07
	681.92	4.39	2.30	44.36	732.97

Note 18: Other financial liabilities

(₹ in Million)

	31-Mar-22	31-Mar-21
At amortised cost		
Interest accrued	-	0.07
Capital creditors	17.30	24.71
Employee benefits and other dues payable	194.39	193.73
Unpaid dividends (see (i) below)	1.24	1.09
Total other financial liabilities	212.93	219.60

(i) There are no amounts as at the end of the year which are due and outstanding to be credited to the Investors Education and Protection Fund.

Note 19: Other current liabilities

(₹ in Million)

	31-Mar-22	31-Mar-21
Advance from customers	2,725.07	1,661.08
Deferred income	74.03	42.36
Amount due to customers (Turbine extended scope turnkey project revenue adjustment)	4.78	-
Statutory remittances	30.97	30.05
Total other liabilities	2,834.85	1,733.49

Note 20: Income tax balances

(₹ in Million)

	31-Mar-22		31-Mar-21	
	Current	Non-current	Current	Non-current
Income tax assets				
Tax refund receivable (net)	-	37.49	-	37.41
		37.49	-	37.41
Income tax liabilities				
Provision for income tax (net)	133.09	-	57.84	-
	133.09	-	57.84	-

Notes to the Financial Statements

for the year ended March 31, 2022

Note 21: Deferred tax balances

(₹ in Million)

	31-Mar-22	31-Mar-21
Deferred tax assets	(150.36)	(120.36)
Deferred tax liabilities	194.63	171.28
Net deferred tax liabilities (net)	44.27	50.92

(i) Movement in deferred tax balances

For the year ended 31 March 2022

(₹ in Million)

	Opening balance	Recognised in Profit and Loss	Recognised in OCI	Closing balance
Tax effect of items constituting deferred tax assets/(liabilities)				
Liabilities and provisions tax deductible only upon payment/ actual crystallisation				
- Employee benefits	50.58	(5.30)	0.93	46.21
- Other contractual provisions	31.67	5.38	-	37.05
Impairment provisions on financial/other assets made in books, but tax deductible only on actual write-off	38.10	28.99	-	67.09
Fair valuation of financial assets/(liabilities)	(1.88)	1.75	(2.26)	(2.39)
Difference in carrying values of property, plant & equipment and intangible assets	(154.28)	1.66	-	(152.62)
Difference in carrying value and tax base of investments measured at FVTPL	(15.11)	(24.50)	-	(39.61)
Net deferred tax assets/(liabilities)	(50.92)	7.98	(1.33)	(44.27)

For the year ended 31 March 2021

	Opening balance	Recognised in Profit and Loss	Recognised in OCI	Closing balance
Tax effect of items constituting deferred tax assets/(liabilities)				
Liabilities and provisions tax deductible only upon payment/ actual crystallisation				
- Employee benefits	23.39	30.91	(3.72)	50.58
- Other contractual provisions	37.31	(5.64)	-	31.67
Impairment provisions on financial/other assets made in books, but tax deductible only on actual write-off	25.44	12.66	-	38.10
Fair valuation of financial assets/(liabilities)	12.56	(1.31)	(13.13)	(1.88)
Difference in carrying values of property, plant & equipment and intangible assets	(151.60)	(2.68)	-	(154.28)
Difference in carrying value and tax base of investments measured at FVTPL	(5.17)	(9.94)	-	(15.11)
Net deferred tax assets/(liabilities)	(58.07)	24.00	(16.85)	(50.92)

Notes to the Financial Statements

for the year ended March 31, 2022

Note 22: Revenue from operations

(₹ in Million)

	31-Mar-22	31-Mar-21
Sale of products (refer note 45)		
Finished goods		
- Turbines (including related equipments and supplies)	5,614.07	4,808.52
- Spares	1,513.41	1,342.50
Sale of Services		
Servicing, operation and maintenance	605.71	522.49
Erection and commissioning	179.19	210.42
Turbine extended scope turnkey project	98.26	3.33
Other operating revenue		
Sale of scrap	4.71	2.76
Technology transfer fee	-	9.44
Export incentives	98.32	69.86
Total revenue from operations	8,113.67	6,969.32

Note 23: Other income

(₹ in Million)

	31-Mar-22	31-Mar-21
Interest income (at amortised cost)		
Interest income from bank deposits	81.23	16.71
Other non-operating income (net of expenses directly attributable to such income)		
Rental income	8.05	8.02
Miscellaneous income	3.14	4.37
	11.19	12.39
Other gains / (losses)		
Net profit on sale / redemption of current investments	54.61	88.47
Net fair value gains / (losses) on current investments	97.35	39.50
Profit on sale / write off of property, plant and equipment	-	0.60
Net foreign exchange rate fluctuation gains	7.67	33.23
Credit balances written back	12.88	5.98
	172.51	167.78
Total other income	264.93	196.88

Note 24: Cost of materials consumed

(₹ in Million)

	31-Mar-22	31-Mar-21
Stock at the beginning of the year	653.95	782.94
Add: Purchases	4,540.62	3,436.91
Less: Stock at the end of the year	(754.86)	(653.95)
Total cost of materials consumed	4,439.71	3,565.90

Notes to the Financial Statements

for the year ended March 31, 2022

Note 25: Changes in inventories of finished goods and work-in-progress

(₹ in Million)

	31-Mar-22	31-Mar-21
Inventories at the beginning of the year:		
Work-in progress	772.31	816.82
Finished goods	229.32	166.45
Total inventories at the beginning of the year	1,001.63	983.27
Inventories at the end of the year:		
Work-in progress	722.12	772.31
Finished goods	219.90	229.32
Total inventories at the end of the year	942.02	1,001.63
Total changes in inventories of finished goods and work-in-progress	59.61	(18.36)

Note 26: Employee benefit expense

(₹ in Million)

	31-Mar-22	31-Mar-21
Salaries and wages	827.71	718.53
Contribution to provident and other funds (refer note 34)	52.14	51.21
Staff welfare expenses	35.97	31.74
Total employee benefit expense	915.82	801.48

Note 27: Finance costs

(₹ in Million)

	31-Mar-22	31-Mar-21
Interest costs		
- Interest on borrowings	1.55	6.68
- Interest on lease liabilities [refer note 39(ii)]	2.24	2.66
- other interest expense	2.96	0.61
Other borrowing costs		
- Processing/renewal fees	1.15	1.27
Total finance costs	7.90	11.22

Note 28: Depreciation and amortisation expense

(₹ in Million)

	31-Mar-22	31-Mar-21
Depreciation of property, plant and equipment (refer note 3)	176.19	180.51
Amortisation of intangible assets (refer note 4)	24.03	21.24
Total depreciation and amortisation expense	200.22	201.75

Note 29: Impairment loss on financial assets (including reversals of impairment losses)

(₹ in Million)

	31-Mar-22	31-Mar-21
Bad debts written off of trade receivables and other financial assets carried at amortised cost	0.44	39.50
Impairment loss allowance on trade receivables (net of reversals) (refer note 6)	23.76	19.48
Total impairment loss on financial assets (including reversal of impairment losses)	24.20	58.98

Notes to the Financial Statements

for the year ended March 31, 2022

Note 30: Other expenses

(₹ in Million)

	31-Mar-22	31-Mar-21
Stores, spares and tools consumed	114.58	85.25
Power and fuel	39.48	33.50
Design and engineering charges	31.59	10.15
Repairs and maintenance		
- Machinery	18.91	18.60
- Building	20.68	4.33
- Others	26.51	26.29
Travelling and conveyance	131.41	101.40
Rent and hire charges [refer note 39(ii)]	12.65	10.82
Rates and taxes	12.21	4.71
Insurance	8.51	8.82
Directors' fee	3.83	2.64
Directors' commission	7.30	5.85
Legal and professional charges	98.81	115.67
Group shared service cost	24.73	36.21
Bank charges and guarantee commission	16.48	15.68
Amount written off of non financial assets	-	2.10
Provision for doubtful advances	2.51	8.39
Warranty expenses [includes provision for warranty (net) ₹ 45.27 Million [March 31, 2021: ₹ 31.83 Million) (refer note 15)]	60.38	47.71
Payment to auditors [see (i) below]	6.13	3.91
Corporate social responsibility expenses [see (ii) below]	26.34	28.52
Allowance for non moving inventories (refer note 10)	3.83	22.27
Loss on sale / write off of property, plant and equipment	3.87	-
Packing expenses	23.03	29.75
Freight outward	167.63	198.23
Selling commission	60.71	81.49
Marketing support expenses and incentives	159.07	136.11
Miscellaneous expenses	141.69	125.37
Total other expenses	1,222.87	1,163.77

(i) Detail of payment to auditors

(₹ in Million)

	31-Mar-22	31-Mar-21
Statutory Auditor		
Audit fee	2.77	2.27
Limited review fee	0.95	0.92
Certification charges	0.71	0.22
Other services	1.20	-
Reimbursement of expenses	0.04	0.03
	5.67	3.44
Cost Auditor		
Audit fee	0.08	0.09
	0.08	0.09
Tax Auditor		
Audit fee	0.38	0.38
	0.38	0.38
Total payment to auditors	6.13	3.91

Notes to the Financial Statements

for the year ended March 31, 2022

(ii) Corporate Social Responsibility (CSR)

(a) The Company has incurred CSR expenses mainly towards promoting education and healthcare, ensuring environmental sustainability and contributing to technological institutions which are specified in Schedule VII of the Companies Act, 2013.

(b) Details of CSR expenses

(₹ in Million)

	31-Mar-22	31-Mar-21
a) Amount required to be spent by the Company during the year	26.24	28.19
b) Amount of expenditure incurred	26.34	28.52
In cash		
i) Construction/acquisition of any asset	-	-
ii) On purposes other than (i) above	26.34	28.52
c) Shortfall at the end of the year	-	-
d) Total of previous years shortfall	-	-
e) Reason for shortfall	Not Applicable	Not Applicable
f) Nature of CSR activities		
(i) Promoting education, including special education	3.11	3.36
(ii) Contribution to research and development projects in the field of technology	12.50	14.00
(iii) Promoting healthcare including preventive health care	10.04	10.52
(iv) Administrative overhead	0.69	0.64
	26.34	28.52
g) Contribution to a trust having significant influence by key management personnel	7.83	8.02

Note 31: Income tax expense

(i) Income tax recognised in profit or loss

(₹ in Million)

	31-Mar-22	31-Mar-21
Current tax		
In respect of the current year	907.87	329.06
In respect of the prior years	2.43	3.96
Total current tax expense	910.30	333.02
Deferred tax		
In respect of current year	(4.29)	(19.54)
In respect of prior years	(3.69)	(4.46)
Total deferred tax expense/(income)	(7.98)	(24.00)
Total income tax expense recognised in profit or loss	902.32	309.02

Notes to the Financial Statements

for the year ended March 31, 2022

Reconciliation of income tax expense and the accounting profit multiplied by Company's tax rate:

(₹ in Million)

	31-Mar-22	31-Mar-21
Profit before tax from continuing operations	3,397.26	1,196.26
Income tax expense calculated @ 25.168%	855.02	301.08
Effect of expenses that is non-deductible in determining taxable profit	8.85	8.44
Tax expenses on 56 (2) (x) of the Income Tax Act, 1961 being excess of fair value of shares purchase than consideration paid (refer note 42)	39.71	-
	903.58	309.52
Adjustments recognised in the current year in relation to the current tax of prior years	2.43	3.96
Adjustments recognised in the current year in relation to the deferred tax of prior years	(3.69)	(4.46)
Total income tax expense	902.32	309.02

(ii) Income tax recognised in other comprehensive income

(₹ in Million)

	31-Mar-22	31-Mar-21
Deferred tax related to items recognised in other comprehensive income during the year:		
Remeasurement of defined benefit obligations	(0.93)	3.72
Effective portion of (loss)/gain on designated portion of hedging instruments in a cash flow hedge	2.26	13.13
Total income tax expense recognised in other comprehensive income	1.33	16.85
Bifurcation of the income tax recognised in other comprehensive income into:		
Items that will not be reclassified to Statement of Profit or Loss	(0.93)	3.72
Items that will be reclassified to Statement of Profit or Loss	2.26	13.13
Total income tax expense recognised in other comprehensive income	1.33	16.85

Note 32: Earnings per share

	31-Mar-22	31-Mar-21
Profit for the year attributable to owners of the Company [A] (₹ in Million)	2,494.94	887.24
Weighted average number of equity shares for the purposes of basic EPS/ diluted EPS [B]	32,33,05,484	32,33,05,484
Basic earning per share (face value of ₹ 1 per share) [A/B] (in ₹)	7.72	2.74
Diluted earning per share (face value of ₹ 1 per share) [A/B] (in ₹)	7.72	2.74

Notes to the Financial Statements

for the year ended March 31, 2022

Note 33: Segment information

The Company primarily operates in one business segment- Power generating equipment and solutions. The Company is domiciled in India and all its non-current assets are located in/relates to India except following:

- (i) Investment in foreign subsidiary of ₹ 18.47 Million as at March 31, 2022 (March 31, 2021: ₹ 18.47 Million)

The amount of Company's revenue from external customers based on geographical area and nature of the products/ services are shown below:

Revenue by geographical area

(₹ in Million)

	31-Mar-22	31-Mar-21
India	6,204.23	3,749.68
Rest of the world	1,806.41	3,137.58
Total	8,010.64	6,887.26

Revenue by nature of products / services (refer note 22)

(₹ in Million)

	31-Mar-22	31-Mar-21
Sale of products [refer note 45]		
Finished goods		
- Turbines (including related equipments and supplies)	5,614.07	4,808.52
- Spares	1,513.41	1,342.50
Sale of Services		
Servicing, operation and maintenance	605.71	522.49
Erection and commissioning	179.19	210.42
Turbine extended scope turnkey project	98.26	3.33
Total	8,010.64	6,887.26

There is no single customer who has contributed 10% or more to the Company's revenue for both the years ended March 31, 2022 and March 31, 2021.

Note 34: Employee benefit plans

(i) Defined contribution plans

- (a) The Company operates defined contribution retirement benefit plans under which the Company pays fixed contributions to separate entities (funds) or financial institutions or state managed benefit schemes. The Company has no further payment obligations once the contributions have been paid. Following are the schemes covered under defined contributions plans of the Company:

Provident Fund Plan and Employee Pension Scheme: The Company makes monthly contributions at prescribed rates towards Employee Provident Fund/ Employee Pension Scheme to fund administered and managed by the Government of India.

Employee State Insurance: The Company makes prescribed monthly contributions towards Employees State Insurance Scheme.

Superannuation Scheme: The Company contributes towards a fund established to provide superannuation benefit to certain employees in terms of Group Superannuation Policies entered into by such fund with the Life Insurance Corporation of India.

Notes to the Financial Statements

for the year ended March 31, 2022

(b) The expense recognised during the period towards defined contribution plans are as follows:

(₹ in Million)

	31-Mar-22	31-Mar-21
Company's contribution to Employee's Provident Fund	31.28	29.09
Administrative charges on above	1.13	1.22
Company's contribution to Employee State Insurance	0.20	0.23
Company's contribution to Superannuation Scheme	7.47	7.30

(ii) Defined benefit plans

(a) The Company provides for gratuity obligations through a defined benefit retirement plan (the 'Gratuity Plan') covering all employees under the Payment of Gratuity Act, 1972. The Gratuity Plan provides a lump sum payment to vested employees at retirement/termination of employment or death of an employee, based on the respective employees' salary and years of employment with the Company.

(b) Risk exposure

These plans typically expose the Company to a number of actuarial risks, the most significant of which are detailed below:

Investment risk: The plan liabilities are calculated using a discount rate set with references to government bond yields as at end of reporting period; if plan assets under perform compared to the government bonds discount rate, this will create or increase a deficit. The Plan assets comprise principally Group Gratuity Plans offered by the life insurance companies. Majority of the funds invested are under the traditional platform where the insurance companies declare a return at the end of each year based upon its performance. Certain investments are also made in funds (growth plans) managed by the life insurance companies under which the returns are based upon the accretion to the net asset value (NAV) of the particular fund, which are declared on a daily basis. The NAV based funds of the insurance companies are approved and regulated by the Insurance Regulatory and Development Authority of India and the investment risk is mitigated by investment in funds where the asset allocation is primarily in sovereign and debt securities. The Company has a risk management strategy which defines exposure limits and acceptable credit risk rating. There has been no change in the process used by the Company to manage its risks from prior years.

Interest risk: A decrease in government bond yields will increase plan liabilities, although this is expected to be partially offset by an increase in the value of the plans' debt instruments.

Life expectancy: The present value of the defined benefit plan liability is calculated by reference to the best estimate of the mortality of plan participants during their employment. An increase in the life expectancy of the plan participants will increase the plan's liability.

Salary risk: The present value of the defined benefit plan liability is calculated by reference to the future salaries of plan participants. As such, an increase in the salary of the plan participants will increase the plan's liability.

Attrition rate: The present value of the defined benefit plan liability is impacted by the rate of employee turnover, disability and early retirement of plan participants. A decrease in the attrition rate of the plan participants will increase the plan's liability. plan participants. A decrease in the attrition rate of the plan participants will increase the plan's liability.

Notes to the Financial Statements

for the year ended March 31, 2022

(c) The significant actuarial assumptions used for the purposes of the actuarial valuation of gratuity were as follows:

	Valuation as at	
	31-Mar-22	31-Mar-21
Discounting rate	6.90%	6.50%
Future salary growth rate	8.00%	5.5% for next 1 years and 8% thereafter
Life expectancy/ Mortality rate	*	*
Attrition rate	- Below 31 years - 14.00% - 31-44 years - 9.00% - Above 44 years - 6.00.%	- Below 31 years - 14.00% - 31-44 years - 10.00% - Above 44 years - 6.50%
Method used	Projected unit credit method	Projected unit credit method

*Assumptions regarding future mortality are set based on actuarial advice in accordance with published statistics (i.e. IALM 2012-14 Ultimate). These assumptions translate into an average life expectancy in years at retirement age.

(d) Amounts recognised in Statement of Profit and Loss in respect of defined benefit plan (Gratuity Plan) are as follows:

(₹ in Million)

	31-Mar-22	31-Mar-21
Current service cost	12.37	11.65
Net interest expense	(0.31)	1.73
Components of defined benefit costs recognised in Statement of Profit or Loss	12.06	13.38
Remeasurement on the net defined benefit liability		
- Return on plan assets (excluding amount included in net interest expense)	0.44	(1.43)
- Actuarial (gain)/loss arising form changes in financial assumptions	(4.13)	(2.79)
- Actuarial (gain)/loss arising form changes in demographic assumptions	0.50	(2.15)
- Actuarial (gain)/loss arising form experience adjustments	6.89	(8.42)
Components of defined benefit costs recognised in Other Comprehensive Income	3.70	(14.79)
Total	15.76	(1.41)

The current service cost and the net interest expense for the year are included in the 'Employee benefits expense' line item in the Statement of Profit and Loss. The remeasurement of the net defined benefit liability is included in Other Comprehensive Income.

(e) Amounts included in the Balance Sheet arising from the entity's obligation in respect of its defined benefit plan (Gratuity Plan) is as follows:

(₹ in Million)

	31-Mar-22	31-Mar-21
Present value of defined benefit obligation as at the end of the year	157.18	139.23
Fair value of plan assets	149.43	140.73
Funded status	(7.75)	1.50
Net asset /(liability) arising from defined benefit obligation recognised in the Balance Sheet	(7.75)	1.50

Notes to the Financial Statements

for the year ended March 31, 2022

(f) Movement in the present value of the defined benefit obligation (Gratuity Plan obligation) are as follows:
(₹ in Million)

	31-Mar-22	31-Mar-21
Present value of defined benefit obligation at the beginning of the year	139.22	149.85
Expenses recognised in Statement of Profit and Loss		
- Current service cost	12.37	11.65
- Interest expense	8.83	9.15
Remeasurement (gains)/ losses recognised in Other Comprehensive Income		
- Actuarial (gain)/loss arising from:		
i. Demographic assumptions	0.50	(2.15)
ii. Financial assumptions	(4.13)	(2.79)
iii. Experience adjustments	6.89	(8.42)
Benefit payments	(6.50)	(18.06)
Present value of defined benefit obligation at the end of the year	157.18	139.23

(g) Movement in the fair value of plan assets are as follows:

(₹ in Million)

	31-Mar-22	31-Mar-21
Fair value of plan assets at the beginning of the year	140.73	118.88
Expenses recognised in Statement of Profit and Loss		
- Expected return on plan assets	9.14	7.42
Remeasurement gains / (losses) recognised in Other Comprehensive Income		
- Actual Return on plan assets in excess of the expected return	(0.44)	1.43
Contributions by employer	6.50	31.06
Benefit payments	(6.50)	(18.06)
Fair value of plan assets at the end of the year	149.43	140.73

The fair value of the plan assets at the end of the reporting period for each category, are as follows:

(₹ in Million)

	31-Mar-22			31-Mar-21		
	Quoted	Unquoted	Total	Quoted	Unquoted	Total
Cash and cash equivalents	-	0.72	0.72	-	0.68	0.68
Group Gratuity Plans with Insurance Companies	-	148.71	148.71	-	140.05	140.05
Total plan assets	-	149.43	149.43	-	140.73	140.73

Notes to the Financial Statements

for the year ended March 31, 2022

(h) Sensitivity analysis

The sensitivity of the defined benefit obligation to changes in the weighted principal assumptions is:

	Change in assumption by		Impact on defined benefit obligation			
			Increase in assumption		Decrease in assumption	
			31-Mar-22	31-Mar-21	31-Mar-22	31-Mar-21
Discounting rate	0.5%	₹ in Million	(5.22)	(4.58)	5.56	4.87
		in %	-3.32%	-3.29%	3.54%	3.50%
Future salary growth rate	0.5%	₹ in Million	5.49	4.80	(5.19)	(4.55)
		in %	3.49%	3.45%	-3.30%	-3.27%
Mortality rate	10%	₹ in Million	(0.02)	(0.02)	0.02	0.03
		in %	-0.01%	-0.02%	0.01%	0.02%
Attrition rate	0.5%	₹ in Million	(0.38)	(0.44)	0.40	0.46
		in %	-0.24%	-0.31%	0.26%	0.33%

The above sensitivity analysis are based on a change in an assumption while holding all other assumptions constant. In practise, this is unlikely to occur, and changes in some of the assumptions may be correlated. When calculating the sensitivity of the defined benefit obligation to significant actuarial assumptions the same method (present value of the defined benefit obligation calculated with the projected unit credit method at the end of the reporting period) has been applied as when calculating the defined benefit liability recognised in the balance sheet. The methods and types of assumptions used in preparing the sensitivity analysis did not change compared to prior years.

(i) Defined benefit liability and employer contributions

The Company expects to contribute ₹ 7.10 Million to the defined benefit plan during the year ending March 31, 2023.

The weighted average duration of the defined obligation as at March 31, 2022 is 7 years.

The expected maturity analysis of undiscounted defined benefit obligation as at March 31, 2022 is as follows:

	Less than a year	Between 2-5 years	Between 6-10 years	More than 10 years	Total
Defined benefit obligation (Gratuity)	29.71	64.76	54.02	130.71	279.21

Note 35: Related party transactions

(i) Related parties where control exists

Subsidiaries

Triveni Turbines Europe Private Limited (wholly owned subsidiary)

Triveni Energy Solutions Limited* (wholly owned subsidiary) (w.e.f. September 6, 2021)

Triveni Turbines DMCC (step-down subsidiary)

Triveni Turbines Africa Pty. Ltd. (step-down subsidiary)

TSE Engineering Pty. Ltd. (step-down subsidiary) (w.e.f March 1, 2022)

(ii) Related parties with whom transactions have taken place during the year:

(a) Investing company holding substantial interest

Triveni Engineering & Industries Limited (TEIL)

Notes to the Financial Statements

for the year ended March 31, 2022

(b) Subsidiaries

Triveni Energy Solutions Limited* (TESL) (wholly owned subsidiary) (w.e.f September 6, 2021)
Triveni Turbines Europe Private Limited (wholly owned subsidiary) (TTEPL)
Triveni Turbines DMCC (step-down subsidiary) (TTD)
Triveni Turbines Africa Pty. Ltd. (step-down subsidiary) (TTAPL)

(c) Joint Venture

Triveni Energy Solutions Limited* (TESL) (ceased w.e.f. September 6, 2021)

(d) Key Management Personnel (KMP)

Executive Directors

Mr. D.M. Sawhney, Chairman & Managing Director
Mr. Nikhil Sawhney, Vice Chairman and Managing Director
Mr. Arun Mote, Executive Director

Senior Management Personnel

Mr. Deepak Kumar Sen, Executive Vice President & CFO
(Ceased to be KMP, due to retirement, w.e.f November 1, 2020)
Mr. Lalit Kumar Agarwal, Vice President & CFO (w.e.f. November 1, 2020)

Non-Executive and Non-Independent Directors

Mr. Tarun Sawhney, Promoter Non Executive Director

Non-Executive and Independent Directors

Dr. Santosh Pande, Independent Non Executive Director
(ceased to be director, due to death, w.e.f. September 20, 2021)
Ms. Homai A. Daruwalla, Independent Non Executive Director
Dr. Anil Kakodkar, Independent Non Executive Director
Mr. Shailendra Bhandari, Independent Non Executive Director
Mr. Vijay Kumar Thadani, Independent Non Executive Director (w.e.f. December 15, 2021)

(e) Relative of key managerial personnel

Mrs. Rati Sawhney
Manmohan Sawhney (HUF)
Mrs. Tarana Sawhney

(f) Parties in which key management personnel or their relatives have significant influence

Subhadra Trade & Finance Limited (STFL)
Tirath Ram Shah Charitable Trust (TRSCT)

(g) Post employment benefit plans

Triveni Turbine Limited Officers Pension Scheme (TTLOPS)
Triveni Turbine Limited Employees Gratuity Trust (TTLEGT)

*formerly known as GE Triveni Limited

Notes to the Financial Statements

for the year ended March 31, 2022

(iii) Details of transactions between the Company and related parties during the year and outstanding balances as on March 31, 2022:

Financial year	Investing company holding substantial interest	Subsidiary		Joint Venture	KMP of KMP	Parties in which KMP or their relatives have significant influence	Post employment benefit plans			Total
		TTAPL	TTD				TEPL*	TTAPL	TTESL*	
Nature of transactions with Related Parties										
31-Mar-22	289.57	-	72.48	30.73	5.08	310.87	-	-	-	708.73
31-Mar-21	22.29	0.02	150.92	21.79	-	130.84	-	-	-	325.86
31-Mar-22	391.18	-	158.98	-	2.29	1.83	-	-	-	554.28
31-Mar-21	287.59	-	136.11	-	-	3.53	-	-	-	427.23
31-Mar-22	-	-	-	-	55.87	-	-	-	-	55.87
31-Mar-21	-	-	-	-	-	-	-	-	-	-
31-Mar-22	-	-	-	-	5.46	3.89	-	-	-	9.35
31-Mar-21	-	-	-	-	-	9.33	-	-	-	9.33
31-Mar-22	-	-	-	-	-	-	-	-	-	-
31-Mar-21	-	-	-	-	-	11.14	-	-	-	11.14
31-Mar-22	1.89	-	-	-	-	-	-	-	-	1.89
31-Mar-21	1.98	-	-	-	-	-	-	-	-	1.98
31-Mar-22	-	-	-	-	-	111.47	-	-	-	111.47
31-Mar-21	-	-	-	-	-	94.56	-	-	-	94.56
31-Mar-22	-	-	-	-	-	3.83	-	-	-	3.83
31-Mar-21	-	-	-	-	-	2.65	-	-	-	2.65
31-Mar-22	-	-	-	-	-	7.30	-	-	-	7.30
31-Mar-21	-	-	-	-	-	5.85	-	-	-	5.85
31-Mar-22	-	-	-	-	-	-	-	7.83	-	7.83
31-Mar-21	-	-	-	-	-	-	-	8.02	-	8.02
31-Mar-22	-	-	-	-	-	-	-	-	7.47	13.97
31-Mar-21	-	-	-	-	-	-	-	-	7.30	38.36
31-Mar-22	1.15	-	-	-	15.53	5.81	-	-	-	22.49
31-Mar-21	0.34	-	-	-	-	23.45	-	-	-	23.79
31-Mar-22	155.38	-	-	-	-	-	114.66	20.83	191.24	482.11
31-Mar-21	-	-	-	-	-	-	-	-	-	-
Outstanding balances										
31-Mar-22	41.99	-	-	9.98	31.46	-	-	-	-	83.43
31-Mar-21	50.18	-	-	9.97	-	74.62	-	-	-	134.77
31-Mar-22	57.63	-	12.88	47.94	120.74	-	38.26	-	1.86	279.31
31-Mar-21	38.01	-	4.24	-	-	66.96	26.50	-	2.01	137.72

* Including taxes

Notes to the Financial Statements

for the year ended March 31, 2022

(iv) Compensation of key managerial personnel:

(₹ in Million)

	31-Mar-22	31-Mar-21
Short-term employee benefits	104.17	86.50
Post-employment benefits	7.30	8.06
Total	111.47	94.56

The remuneration of directors and key executives is determined by the remuneration committee having regard to the performance of individuals and market trends.

(v) Terms & conditions:

The sales to and purchases from related parties, including rendering / availment of services, are made on terms which are on arm's length after taking into consideration market considerations, external benchmarks and adjustment thereof, terms of Joint Venture agreement and methodology of sharing common group costs. There has not been any transactions with key management personnel other than the approved remuneration having regards to the performance and market trends. The outstanding balances at the year-end are unsecured and interest free and settlement occurs in cash. The Company has recorded impairment of receivables relating to amounts owned by related parties for the year ended March 31, 2022 of ₹ Nil (March 31, 2021: ₹ 29.73 Million)

(vi) In respect of figures disclosed above:

- the amount of transactions / balances are without giving effect to the Ind AS adjustments on account of fair valuation / amortisation.
- Remuneration and outstanding balances of KMP does not include long term benefits by way of gratuity and compensated absences, which are currently not payable and are provided on the basis of actuarial valuation by the Company.

(vii) There are no reportable transactions / balances as required under regulation 34(3) of SEBI (Listing and Other Disclosure Requirements) Regulations, 2015.

Note 36: Capital management

For the purpose of capital management, capital includes total equity of the Company. The primary objective of the capital management is to maximize shareholder value. The Company is debt free.

The business model of the Company is not capital intensive and being in the engineered-to-order capital goods space, the working capital is largely funded by advances from customers. The Company, therefore, prefers low gearing ratio. The Company manages its capital structure and makes adjustments in light of changes in economic conditions which may be in the form of payment of dividend subject to benchmark pay-out ratio, return capital to the shareholders or issue of new shares. Currently, the Company is cash positive and does not require any equity infusion or borrowings.

(₹ in Million)

	31-Mar-22	31-Mar-21
Borrowings (note 14 & 16)	-	9.56
Trade payables (note 17)	1,048.81	732.97
Other financial liabilities (note 18)	212.93	219.60
Lease liabilities [note 39(ii)]	20.27	24.75
Total debt	1,282.01	986.88
Less: Cash and cash equivalent (note 11(a))	(66.55)	(129.12)
Net debt (A)	1,215.46	857.76
Total equity (note 12 & note 13)	7,711.96	5,924.33
Total equity and net debt (B)	8,927.42	6,782.09
Gearing ratio (A/B)	14%	13%

Notes to the Financial Statements

for the year ended March 31, 2022

Further, no changes were made in the objectives, policies or process for managing capital during the years ended March 31, 2022 and March 31, 2021.

The Company is not subject to any externally imposed capital requirements.

Note 37: Financial risk management

The Company's principal financial liabilities comprises trade payables and other payables and by and large there are no borrowings, other than necessitated by temporary mismatch. The main purpose of the financial liabilities is to finance the Company's operations. The Company's principal financial assets include trade receivables, other receivables and cash and bank balances that derive directly from its operations. The Company also holds FVTPL investments and loans. The Company has substantial exports and is exposed to foreign currencies fluctuations during the contractual delivery period which is normally in the range of one year. The Company uses extensive derivatives to hedge its foreign exchange exposures which arise from export orders.

The Company's activities expose it mainly to market risk, liquidity risk and credit risk. The monitoring and management of such risks is undertaken by the senior management of the Company and there are appropriate policies and procedures in place through which such financial risks are identified, measured and managed in accordance with the Company's policies and risk objectives. The Company has specialized teams to undertake derivative activities for risk management purposes and such team has appropriate skills, experience and expertise. It is the Company policy not to carry out any trading in derivative for speculative purposes. The Audit Committee and the Board are regularly apprised of such risks every quarter and each such risk and mitigation measures are extensively discussed.

(i) Credit risk

Credit risk arises when a counterparty defaults on its contractual obligations to pay resulting in financial loss to the Company. The Company is exposed to credit risk from its operating activities, primarily trade receivables. The credit risks in respect of deposits with the banks, foreign exchange transactions and other financial instruments are only nominal.

(a) Credit risk management

The customer credit risk is managed subject to the Company's established policy, procedure and controls relating to customer credit risk management. In order to contain the business risk, prior to acceptance of an order from a customer, the creditworthiness of the customer is ensured through scrutiny of its financials, status of financial closure of the project, if required, market reports and reference checks. The Company remains vigilant and regularly assesses the financial position of customers during execution of contracts with a view to limit risks of delays and default. Further, in most of the cases, the Company prescribes stringent payment terms including ensuring full payments before delivery of goods. Retention amounts, if applicable, are payable after satisfactory commissioning and performance. In view of the industry practice and being in a position to prescribe the desired commercial terms, credit risks from receivables are well contained on an overall basis.

The impairment analysis is performed on each reporting period on individual basis for major customer. In addition a large number of receivables are grouped and assessed for impairment collectively. The calculation is based on historical data of losses, current conditions and forecasts and future economic conditions. The Company's maximum exposure to credit risk at the reporting date is the carrying amount of each financial asset as detailed in note 5, 6, 7, 8 and 11.

Notes to the Financial Statements

for the year ended March 31, 2022

The trade receivables position is provided here below:

(₹ in Million)

	31-Mar-22	31-Mar-21
Total receivables	921.13	763.62
Receivables individually in excess of 10% of the total receivables	-	84.36
Percentage of above receivables to the total receivables of the Company	0%	11%

From the above table, it can be observed that the concentration of risk in respect of trade receivables is well spread out and moderate. Further, its customers are located in several jurisdictions and industries and operate in largely independent markets.

(b) Provision for expected credit losses

Basis as explained above, apart from specific provisioning against impairment on an individual basis for major customers, the Company provides for expected credit losses (ECL) for other receivables based on historical data of losses, current conditions and forecasts and future economic conditions, including loss of time value of money due to delays. In view of the business model of the Company, engineered-to-order products and the prescribed commercial terms, the determination of provision based on age analysis may not be a realistic and hence, the provision of expected credit loss is determined for the total trade receivables outstanding as on the reporting date. Considering all such factors, ECL (net of specific provisioning) for trade receivables as at year end worked out as follows:

	31-Mar-22	31-Mar-21
Expected credit loss (%)	2.32%	1.67%
Expected credit loss (₹ in Million)	21.41	12.79

(ii) Liquidity risk

The Company uses liquidity forecast tools to manage its liquidity. As per the business model of the Company, the requirement of working capital is not intensive. The Company is able to substantially fund its working capital from advances from customers and from internal accruals and hence, its reliance on funding through borrowings is negligible. In view of free cash flows, the Company has even been able to fund substantial capital expenditure from internal accruals.

(₹ in Million)

	31-Mar-22	31-Mar-21
Current financial assets (CFA) (refer note 5, 6, 7, 8 & 11)	7,550.49	4,379.92
Non-current financial assets (NCFA) (refer note 6, 7 & 8)	88.55	8.94
Total financial assets (FA)	7,639.04	4,388.86
Current financial liabilities (CFL) (note 16, 17 & 18)	1,266.56	966.61
Non-current financial liabilities (NCFL) (note 14)	15.45	20.27
Total financial liabilities (FL)	1,282.01	986.88
Ratios		
CFA/CFL	5.96	4.53
NCFA/NCFL	5.73	0.44
FA/FL	5.96	4.45

Notes to the Financial Statements

for the year ended March 31, 2022

Maturities analysis of financial liabilities:

(₹ in Million)

	On demand	< 1 year	1-5 years	Total	Carrying amount
As at March 31, 2022					
Borrowings	-	-	-	-	-
Trade payables	-	1,048.81	-	1,048.81	1,048.81
Other financial liabilities	-	212.93	-	212.93	212.93
Lease Liabilities (refer note 39(ii))	-	4.82	15.45	20.27	20.27
	-	1,266.56	15.45	1,282.01	1,282.01
As at March 31, 2021					
Borrowings	-	9.56	-	9.56	9.56
Trade payables	-	732.97	-	732.97	732.97
Other financial liabilities	-	219.60	-	219.60	219.60
Lease Liabilities (refer note 39(ii))	-	4.48	20.27	24.75	24.75
	-	966.61	20.27	986.88	986.88

(iii) Market risk

The Company is virtually debt free and is largely insulated from interest rate risks. Even with respect to investments in mutual funds, the impact of interest rate risk is nominal as the investment is carried in liquid or substantially liquid funds. The Company is essentially exposed to currency risks as export sales forms substantial part of the total sales of the Company. The Company is mainly exposed to US Dollars and EURO while the Company also deals in other currencies.

The cycle from booking order to collection extends to about a year and the Company is exposed to foreign exchange fluctuation risks during this period. As a policy, the Company remains substantially hedged through forward exchange contracts or other simple structures. It considerably mitigates the risk and the Company is also benefitted in view of incidental forward premium. The policy of substantial hedging insulates the Company from the exchange rate fluctuation and the impact of sensitivity is nominal.

(a) Foreign currency risk exposure

The Company exposure to foreign currency risk at the end of the reporting period are as follows:

		USD	EURO	GBP	JPY	CHF
As at March 31, 2022						
Financial assets						
- Trade receivables	in foreign currency (Million)	1.31	1.33	0.01	-	-
	in equivalent ₹ (Million)	98.07	110.40	0.53	-	-
Derivative assets (in respect of underlying financial assets)						
- Foreign exchange forward contracts	in foreign currency (Million)	1.18	0.70	-	-	-
	to sell foreign currency in equivalent ₹ (Million)	88.25	58.50	-	-	-
Net exposure to foreign currency risk (assets)	in foreign currency (Million)	0.13	0.63	0.01	-	-
	in equivalent ₹ (Million)	9.82	51.90	0.53	-	-

Notes to the Financial Statements

for the year ended March 31, 2022

		USD	EURO	GBP	JPY	CHF
Financial liabilities						
- Trade payables	in foreign currency (Million)	0.77	0.34	0.06	18.50	0.02
	in equivalent ₹ (Million)	58.52	29.13	5.79	11.64	1.69
- Capital creditors	in foreign currency (Million)	-	0.18	-	-	-
	in equivalent ₹ (Million)	-	15.47	-	-	-
Net exposure to foreign currency risk (liabilities)	in foreign currency (Million)	0.77	0.52	0.06	18.50	0.02
	in equivalent ₹ (Million)	58.52	44.60	5.79	11.64	1.69

		USD	EURO	GBP	JPY	CHF
As at March 31, 2021						
Financial assets						
- Trade receivables	in foreign currency (Million)	2.31	0.90	0.16	-	-
	in equivalent ₹ (Million)	167.85	75.71	16.33	-	-
Derivative assets (in respect of underlying financial assets)						
- Foreign exchange forward contracts to sell foreign currency	in foreign currency (Million)	1.74	0.86	0.16	-	-
	in equivalent ₹ (Million)	126.23	72.90	16.33	-	-
Net exposure to foreign currency risk (assets)	in foreign currency (Million)	0.57	0.04	-	-	-
	in equivalent ₹ (Million)	41.62	2.81	-	-	-
Financial liabilities						
- Trade payables	in foreign currency (Million)	0.42	0.58	0.00	6.04	0.02
	in equivalent ₹ (Million)	31.16	51.11	0.03	4.07	1.60
Net exposure to foreign currency risk (liabilities)	in foreign currency (Million)	0.42	0.58	0.00	6.04	0.02
	in equivalent ₹ (Million)	31.16	51.11	0.03	4.07	1.60

The Company's foreign currency derivatives outstanding (including for firm commitments) at the end of the reporting period are as follows:

		USD	EURO	GBP	JPY	CHF
As at March 31, 2022						
Foreign exchange forward contracts to sell foreign currency	in foreign currency (Million)	26.24	5.22	-	-	-
	in equivalent ₹ (Million)	1,967.33	433.82	-	-	-
As at March 31, 2021						
Foreign exchange forward contracts to sell foreign currency	in foreign currency (Million)	9.31	3.83	0.82	-	-
	in equivalent ₹ (Million)	676.65	324.10	81.39	-	-

Notes to the Financial Statements

for the year ended March 31, 2022

(b) Impact of hedging activities

(i) Disclosure of effects of cash flow hedge accounting on financial position towards hedging foreign currency risk through foreign currency forward contracts.

	31-Mar-22	31-Mar-21
Carrying amount of hedging instruments		
Assets (₹ in Million)	11.64	11.93
Line item affected in Balance sheet	Other financial assets	Other financial assets
Maturity date	April 2022 - December 2023	April 2021 - January 2022
Hedge ratio	85%	84%
Weighted average strike price/rate	US\$ 1= INR 77.91 EURO 1= INR 86.65	US\$ 1= INR 74.56 EURO 1= INR 90.01 GBP= INR 98.62
Changes in fair value of hedging instruments (₹ in Million)	(6.20)	62.63
Change in the value of hedged item used as the basis for recognising hedge effectiveness (₹ in Million)	6.20	(62.63)

(ii) Disclosure of effects of cash flow hedge accounting on financial performance

(₹ in Million)

	31-Mar-22	31-Mar-21
Changes in the value of the hedging instrument recognised in other comprehensive income	(6.20)	62.63
Hedge ineffectiveness recognised in profit or loss	(1.92)	(8.77)
Amount reclassified from cash flow hedging reserve to profit or loss	17.11	(1.69)
Line item affected in statement of profit and loss because of the reclassification	Revenue	Revenue

(iii) Movements in cash flow hedging reserve

(₹ in Million)

	31-Mar-22	31-Mar-21
Opening Balance	5.59	(33.46)
Add: Changes in discounted spot element of foreign exchange forward contracts, net	(6.20)	62.63
Less: Hedge ineffectiveness recognised in profit or loss	(1.92)	(8.77)
Less: Amount reclassified from cash flow hedging reserve to profit or loss	17.11	(1.69)
	14.58	18.72
Less: Deferred tax relating to above	2.26	13.13
Closing balance	12.32	5.59

Notes to the Financial Statements

for the year ended March 31, 2022

(c) Sensitivity

The following table demonstrate the sensitivity of net unhedged foreign currency exposures to a reasonably possible changes in foreign currency exchange rates, with all other variables held constant.

	Change in FC exchange rate by	Impact on profit or loss and equity (₹ in Million)			
		Increase in FC exchange rates		Decrease in FC exchange rates	
		31-Mar-22	31-Mar-21	31-Mar-22	31-Mar-21
USD sensitivity	5%	(2.44)	0.52	2.44	(0.52)
EURO sensitivity	5%	0.37	(2.41)	(0.37)	2.41
GBP sensitivity	5%	(0.26)	-	0.26	-
JPY sensitivity	5%	(0.58)	(0.20)	0.58	0.20
CHF sensitivity	5%	(0.08)	(0.08)	0.08	0.08

Further, the change in foreign currency rates will impact the fair value of the derivatives and correspondingly impact the profit or loss, but there will not be any impact over the hedge period as the derivatives will enable capturing the hedged rates and the budgeted profitability would remain unchanged.

Note 38: Fair value measurements

(i) Financial instruments by category

(₹ in Million)

	31-Mar-22			31-Mar-21		
	FVTPL *	FVOCI	Amortised cost	FVTPL *	FVOCI	Amortised cost
Financial assets						
Investments in mutual funds	4,250.73	-	-	2,639.31	-	-
Deposits with financial institutions	-	-	230.00	-	-	40.00
Trade receivables	-	-	921.13	-	-	763.62
Contract assets	-	-	12.08	-	-	54.14
Loans	-	-	0.17	-	-	0.02
Cash and bank balances	-	-	2,071.03	-	-	859.01
Security deposits	-	-	9.88	-	-	8.96
Earnest money deposits	-	-	7.50	-	-	7.35
Derivative financial assets	-	11.64	-	-	11.93	-
Other receivables	-	-	124.88	-	-	4.52
Total financial assets	4,250.73	11.64	3,376.67	2,639.31	11.93	1,737.62
Financial liabilities						
Borrowings	-	-	-	-	-	9.56
Trade payables	-	-	1,048.81	-	-	732.97
Capital creditors	-	-	17.30	-	-	24.71
Lease liabilities	-	-	20.27	-	-	24.75
Other payables	-	-	195.63	-	-	194.89
Total financial liabilities	-	-	1,282.01	-	-	986.88

*Mandatorily measured at FVTPL, there is no financial instrument which is designated as FVTPL

Notes to the Financial Statements

for the year ended March 31, 2022

(ii) Fair value hierarchy

This section explains the judgements and estimates made in determining the fair values of the financial instruments that are recognised and measured at fair value. To provide an indication about the reliability of the inputs used in determining fair value, the Company has classified its financial instruments into the three levels prescribed under the accounting standard. An explanation of each level follows underneath the table.

Financial assets and liabilities measured at fair value - recurring fair value measurements

(₹ in Million)

	Note No.	Level 1	Level 2	Level 3	Total
As at 31 March 2022					
Financial assets					
- Investments in mutual funds (Unquoted)	5 (b)	-	4,250.73	-	4,250.73
- Foreign exchange forward contracts at FVOCI	8	-	11.64	-	11.64
		-	4,262.37	-	4,262.37
Financial liabilities					
- Foreign exchange forward contracts at FVOCI		-	-	-	-
		-	-	-	-
As at 31 March 2021					
Financial assets					
- Investments in mutual funds (Unquoted)	5 (b)	-	2,639.31	-	2,639.31
- Foreign exchange forward contracts at FVOCI	8	-	11.93	-	11.93
		-	2,651.24	-	2,651.24
Financial liabilities					
- Foreign exchange forward contracts at FVOCI		-	-	-	-
		-	-	-	-

Level 1: Level 1 hierarchy includes financial instruments measured using quoted prices. No assets are classified in this category.

Level 2: The fair value of financial instruments that are not traded in an active market is determined using valuation techniques which maximise the use of observable market data and rely as little as possible on entity-specific estimates. If all significant inputs required to fair value an instrument are observable, the instrument is included in level 2.

Level 3: If one or more of the significant inputs is not based on observable market data, the instrument is included in level 3. No assets are classified in this category.

There are no transfers between levels 1 and 2 during the year.

(iii) Valuation technique used to determine fair value

Specific valuation techniques used to value financial instruments include:

- the fair value of the mutual funds is determined using daily NAV as declared for the particular scheme by the Asset Management Company. The fair value estimates are included in Level 2.
- the fair value of foreign exchange forward contracts is determined using market observable inputs, including prevalent forward rates for the maturities of the respective contracts and interest rate curves as indicated by Banks and third parties.

All of the resulting fair value estimates are included in level 2

Notes to the Financial Statements

for the year ended March 31, 2022

(iv) Valuation processes

The finance team has requisite knowledge and skills. The team headed by CFO directly reports to the audit committee to arrive at the fair value of financial instruments.

(v) Fair value of financial assets and liabilities that are not measured at fair value (but fair value disclosures are required)

The management considers that the carrying amounts of financial assets and financial liabilities recognised in the financial statements approximate their fair values.

Note 39: Leases

Company as a Lessee

- (i) During financial year 2014-15, the Company had acquired land at Sompura from Karnataka Industrial Areas Development Board (KIADB) on a lease-cum-sale basis. The land is under lease for initial period of ten years thereafter the ownership of the land will be transferred in favour of the Company (refer note 3(i)). Initial upfront lease payment (including slum cess and process fee) of ₹ 365.81 Million was made to the KIADB for acquisition of land and thereafter, the Company's obligations under lease is yearly recurring maintenance charges of ₹ 0.14 Million during the lease period. There is no contingent rent or restriction imposed in the lease agreement.
- (ii) The Company has various lease contracts for vehicles, office equipment and office premises used in its operations. Leases of vehicles and office equipment generally have lease term of 5 years while office premises have lease terms between 2 and 9 years. The Company's obligations under its leases are secured by the lessor's title to the leased assets. The Company has given refundable interest-free security deposits under certain agreements. There is no contingent rent, sublease payments or restriction imposed in the lease agreement.

The Company also has certain leases of office premises with lease terms of 12 months or less and leases of office equipment with low value. The Company applies the 'short-term lease' and 'lease of low-value assets' recognition exemptions for these leases as per Ind AS 116.

Set out below are the carrying amounts of right-of-use assets recognised and the movements during the year:

	Vehicles	Office Equipment	Office Premises	Total
	(₹ in Million)			
As at April 1, 2020	6.08	1.93	18.87	26.88
Addition	2.73	-	-	2.73
Deletion	(0.26)	(1.48)	(0.46)	(2.20)
Depreciation expense	2.97	0.45	2.35	5.77
As at March 31, 2021	5.58	-	16.06	21.64
Addition	-	-	-	-
Deletion	-	-	-	-
Depreciation expense	3.04	-	2.35	5.39
As at March 31, 2022	2.54	-	13.71	16.25

Notes to the Financial Statements

for the year ended March 31, 2022

Set out below are the carrying amounts of lease liabilities and the movements during the year:

(₹ in Million)

	31-Mar-22	31-Mar-21
Opening Balance	24.75	28.78
Addition	-	2.73
Deletion	-	(2.20)
Interest expense on lease liabilities	2.24	2.66
Payment of lease liabilities	(6.72)	(7.22)
Closing Balance	20.27	24.75
Current	4.82	4.48
Non-current	15.45	20.27
	20.27	24.75

- (i) The maturity analysis of lease liabilities are disclosed in note 37(ii)
(ii) The effective interest rate for lease liabilities is 9.5 %, with maturity between 2021-2028

The following are the amounts recognised in Statement of Profit and Loss:

(₹ in Million)

	31-Mar-22	31-Mar-21
Depreciation expense of right-of-use assets	5.39	5.77
Interest expense on lease liabilities	2.24	2.66
Expense relating to short-term leases and low value assets (included in other expenses)	12.65	10.82

Company as a Lessor

The Company has given certain portions of its office premises under leases. These leases are not non-cancellable and are extendable by mutual consent and at mutually agreeable terms. The gross carrying amount, accumulated depreciation and depreciation recognized in the Statement of Profit and Loss in respect of such portion of the leased premises are not separately identifiable. There is no impairment loss in respect of such premises. No contingent rent has been recognised in the Statement of Profit and Loss. Lease income is recognised in the Statement of Profit and Loss under "Other Income" (refer note 23). Initial direct costs incurred, if any, to earn revenues from a lease are recognised as an expense in the Statement of Profit and Loss in the period in which they are incurred.

Note 40: Commitments

(₹ in Million)

	31-Mar-22	31-Mar-21
(i) Estimated amount of contracts remaining to be executed on capital account and not provided for (against which advances paid aggregating to ₹ 40.34 Million (March 31, 2021: ₹ 0.84 Million)	169.36	14.97
(ii) Other commitments- Derivative instruments	Refer note 37 (iii) (a) & (b)	

Notes to the Financial Statements

for the year ended March 31, 2022

Note 41: Contingent liabilities, contingent assets and litigations

Contingent liabilities

(₹ in Million)

	31-Mar-22	31-Mar-21
Claims against the Group not acknowledged as debts:		
(i) Claims which are being contested by the company and in respect of which the company has paid amounts aggregating to ₹ 1.67 Million (March 31, 2021: ₹ 1.67 Million), excluding interest, under protest pending final adjudication of the cases:	82.39	79.93

Sl. No.	Particulars	Amount of contingent liability		Amount paid	
		31-Mar-22	31-Mar-21	31-Mar-22	31-Mar-21
1	Service tax	56.49	54.02	1.67	1.67
2	Income tax	24.42	24.42	-	-
3	Others	1.48	1.48	-	-

The amount shown above represent the best possible estimates arrived at on the basis of available information. The uncertainties, possible payments and reimbursements are dependent on the outcome of the different legal processes which have been invoked by the Company or the claimants, as the case may be, and therefore cannot be predicted accurately. The Company engages reputed professional advisors to protect its interests and has been advised that it has strong legal position against such disputes.

- (ii) Demand of ₹ 836.58 million and ₹ 605.83 million for AY 2018-19 and AY 2019-20 respectively has been raised upon processing of the income tax returns filed by the company without giving credit for due taxes paid which are reflected in Form 26AS for the relevant years. Reprocessing request / rectification application has been filed for correction of the apparent errors. The management believes that upon due rectifications, the demand shall reduce to ₹ 8.83 million in AY 2018-19 and ₹ Nil in AY 2019-20. The relevant orders creating the demands are also the subject matter of appeals filed by the Company before the Commissioner of Income Tax (Appeals).

Contingent assets

Based on management analysis, there are no material contingent assets as on March 31, 2022 (March 31, 2021: ₹ Nil).

Note 42: Exceptional items

Exceptional items consist of the following Income / (Expenses)

(₹ in Million)

	31-Mar-22	31-Mar-21
Settlement consideration [refer note (i) below]	2,080.00	-
Associated expenses towards settlement [refer note (i) below]	(191.01)	-
Voluntary Retirement Scheme expenses [refer note (ii) below]	-	(185.20)
	1,888.99	(185.20)

- (i) During the ended March 31, 2022, a Settlement Agreement had been executed on September 6, 2021 between the Company and General Electric Company and its affiliates including DI Netherlands BV, its joint venture partner in the joint venture company, Triveni Energy Solutions Limited (TESL) (Formerly known as GE Triveni Limited) to fully and finally settle and resolve all ongoing disputes, litigations and arbitrations pending before various legal forums, which have been withdrawn from respective legal forum.

Notes to the Financial Statements

for the year ended March 31, 2022

Pursuant to such agreement, the Joint Venture Agreement dated April 15, 2010, and other Ancillary Agreements entered into by the Company with GE/Affiliate of GE has been terminated and entire equity stake of DI Netherlands BV, in TESL had been purchased by the Company at ₹ 80 million and resultantly, TESL has become a wholly owned subsidiary of the Company with effect from September 6, 2021.

Further, DI Netherlands Limited has paid a settlement consideration of ₹ 2,080 million to the Company. The settlement consideration, net of associated expenses aggregating to ₹ 191.01 million towards settlement such as legal and professional charges of ₹ 94.62 million and provision for obsolete / non-usable inventories of ₹ 96.39 million, has been recognised in the statement of profit and loss and presented as an exceptional item.

- (ii) During the year ended March 31, 2021, the Company had implemented a Voluntary Retirement Scheme (VRS) for Workmen and total expenditure of ₹ 185.20 million for VRS had been recognised in the Statement of Profit and Loss and presented as an Exceptional Item.

Note 43: Disclosures required under Section 22 of the Micro, Small and Medium Enterprises Development Act, 2006

Based on the intimation received by the Company from its suppliers regarding their status under the Micro, Small and Medium Enterprises Development Act, 2006, the relevant information is provided here below:

(₹ in Million)

	31-Mar-22	31-Mar-21
The principal amount and the interest due thereon remaining unpaid to any supplier as at the end of accounting year;		
(i) Principal amount	129.19	111.81
(ii) Interest due on above	-	-
The amount of interest paid by the buyer in terms of section 16 of Micro, Small and Medium Enterprises Development Act, 2006, along with the amount of the payment made to the supplier beyond the appointed day during each accounting year.	-	-
The amount of interest due and payable for the year of delay in making payment (which have been paid but beyond the appointed day during the year) but without adding the interest specified under the Micro, Small and Medium Enterprises Development Act, 2006	-	-
The amount of interest accrued and remaining unpaid at the end of each accounting year; and	-	-
The amount of further interest remaining due and payable even in the succeeding years, until such date when the interest dues above are actually paid to the small enterprise, for the purpose of disallowance of a deductible expenditure under section 23 of the Micro, Small and Medium Enterprises Development Act, 2006	-	-

Note 44: Research & development expenses

During the year, the Company has incurred expenditure of ₹ 65.79 Million (March 31, 2021: ₹ 73.84 Million) on research and development activities as per following details:

(₹ in Million)

	31-Mar-22	31-Mar-21
Revenue expenses	63.39	56.34
Capital expenditure	2.40	17.50
Total	65.79	73.84

Notes to the Financial Statements

for the year ended March 31, 2022

Note 45: Ind AS 115 – Revenue from Contracts with Customers

i) Disaggregated revenue information

In the following table, revenue is disaggregated by major products/service lines and timing of revenue recognition:

		(₹ in Million)	
	Timing of revenue recognition	31-Mar-22	31-Mar-21
Sale of products			
Finished goods			
- Turbines (including related equipments and supplies)	At point in time	5,614.07	4,808.52
- Spares	At point in time	1,513.41	1,342.50
Sale of Services			
Servicing, operation and maintenance	Over time	605.71	522.49
Erection and commissioning	At point in time	179.19	210.42
Turbine extended scope turnkey project	Over time	98.26	3.33
Other operating income			
Sale of scrap	At point in time	4.71	2.76
Technology transfer fee	At point in time	-	9.44
Export incentives	At point in time	98.32	69.86
		8,113.67	6,969.32

ii) Contract balances

		(₹ in Million)	
		31-Mar-22	31-Mar-21
Trade receivables		921.13	763.62
Contract assets – Unbilled revenue		12.08	54.14
Contract assets – Amounts due from Customers under construction contracts		-	6.21
Contract liabilities – Advance from customers		2,725.07	1,661.08
Contract liabilities – Deferred revenue		74.03	42.36
Contract liabilities – Amount due to customers under construction contracts		4.78	-

Trade receivables have increased by ₹ 157.51 million over previous year due to increase in sales. During the year, provision for doubtful debts and expected credit losses on trade receivables was recognised as disclosed below.

		(₹ in Million)	
		31-Mar-22	31-Mar-21
Provision, net of reversal for doubtful debts		23.76	19.48
		23.76	19.48

Contract liabilities include advances received from customers, deferred revenue and amount due to customers. The outstanding balances of these accounts has significantly increased by ₹ 1,100.44 million primarily on account of performance obligation to be satisfied in coming years against which the advances were received during the year.

During the year, the Company has recognised revenue of ₹ 1,382.65 million out of the contract liabilities outstanding at the beginning of the year.

Notes to the Financial Statements

for the year ended March 31, 2022

(iii) Reconciliation of revenue recognised with contract price

(₹ in Million)

	31-Mar-22	31-Mar-21
Contract price	8,150.12	7,001.01
Adjustments for:		
Variable Considerations - Others	(36.45)	(31.69)
Total revenue from operations	8,113.67	6,969.32

iv) Performance obligation

Information about the Company's performance obligations are summarised below:

Sale of goods

The performance obligation is satisfied upon shipment of the goods and transfer of control. The Company considers whether there are other promises in the contract that are separate performance obligations to which a portion of the transaction price is allocated

Sale of services

The performance obligation is satisfied over-time or point in time based on the nature of services and payment is generally due upon completion of services

Obligation towards warranties

The Company provides for warranties to its customers in the nature of assurance-type. The assurance-type warranty is accounted for as obligation and provided for under Ind AS 37 Provisions, Contingent Liabilities and Contingent Assets.

Note 46: Financial Ratios

Ratio	Numerator	Denominator	31-Mar-22	31-Mar-21	%
1 Current ratio	Total current assets	Total current liabilities	2.15	2.17	(1.0)%
2 Debt-Equity ratio*	Debt consists of borrowings and lease liabilities	Total Equity	0.003	0.006	(54.6)%
3 Debt service coverage ratio**	Earning for Debt Service = Net Profit after taxes + Non-cash operating expenses + Interest + Other non-cash adjustments	Debt service = Interest and lease payments + Principal repayments	129	66	94.5%
4 Return on equity ratio**	Profit for the year	Average total equity	36.59%	16.26%	125.0%
5 Trade receivables turnover ratio [#]	Revenue from operations	Average trade receivable	9.63	7.06	36.4%
6 Trade payables turnover ratio	Purchase of raw material+ other expenses	Average trade payables	6.47	6.71	(3.7)%
7 Net capital turnover ratio	Revenue from operations	Average working Capital (i.e. Total current assets - total current liabilities)	1.9	2.4	(19.7)%

Notes to the Financial Statements

for the year ended March 31, 2022

Ratio	Numerator	Denominator	31-Mar-22	31-Mar-21	%
8 Net profit ratio**	Profit for the year after tax	Revenue from operations	30.75%	12.73%	141.5%
9 Return on capital employed	Profit before tax and finance cost	Capital employed = Net worth + Lease liabilities + Deferred tax liabilities	19.6%	23.4%	(16.2)%
10 Return on investment	Income generated from invested funds	Average invested funds in deposits and mutual funds	4.68%	5.96%	(21.6)%

*Debt equity ratio is lower as compared to previous year due to repayment of debts in current year and higher equity as on balance sheet date due to exceptional income earned by the Company during the year (refer note 42)

**Debt service coverage ratio, return on equity ratio and net profit ratio is higher due to exceptional income earned by the Company during the year (refer note 42)

#Trade receivable turnover ratio is higher due to increase in sales.

Note 47: Other Statutory information

- (i) The Company does not have any Benami property, where any proceeding has been initiated or pending against the Company for holding any Benami property
- (ii) The Company does not have any charges or satisfaction which is yet to be registered with ROC beyond the statutory period.
- (iii) The Company has not traded or invested in Crypto currency or Virtual Currency during the financial year.
- (iv) The Company has not advanced or loaned or invested (either from borrowed funds or share premium or any other sources or kind of funds) to any person or entity, including foreign entities ("Intermediaries") with the understanding, whether recorded in writing or otherwise, that the Intermediary shall lend or invest in party identified by or on behalf of the Company ("Ultimate Beneficiaries").
- (v) The Company has not received any fund from any party(ies) (Funding Party) with the understanding that the Company shall whether, directly or indirectly lend or invest in other persons or entities identified by or on behalf of the Company ("Ultimate Beneficiaries") or provide any guarantee, security or the like on behalf of the Ultimate beneficiaries.
- (vi) The Company is not declared as willful defaulter by any bank or financial institution (as defined under the Companies Act, 2013) or consortium thereof or other lender in accordance with the guidelines on willful defaulters issued by the Reserve Bank of India.
- (vii) The Company has complied with the number of layers for its holding in downstream companies prescribed under clause (87) of section 2 of the Companies Act, 2013 read with the Companies (Restriction on number of Layers) Rules, 2017.

Notes to the Financial Statements

for the year ended March 31, 2022

(viii) The Company does not have any transaction which is not recorded in the books of accounts that has been surrendered or disclosed as income during the year in the tax assessments under the Income Tax Act, 1961 (such as, search or survey or any other relevant provisions of the Income Tax Act, 1961

(ix) The Company did not have any material transactions with companies struck off under Section 248 of the Companies Act, 2013 or Section 560 of Companies Act, 1956 during the financial year.

Note 48: Comparatives

The figures for the previous year have been regrouped/reclassified wherever necessary to confirm with the current year's classification.

Note 49: Approval of Standalone Financial Statements

The Standalone financial Statements were approved for issue by the Board of Directors of the Company on May 13, 2022 subject to approval of shareholders.

For **Walker Chandiok & Co LLP**
Chartered Accountants
Firm's Registration No.: 001076N/N500013

For and on behalf of the Board of Directors of **Triveni Turbine Limited**

Vijay Vikram Singh
Partner
Membership No.: 059139

Dhruv M. Sawhney
Chairman & Managing Director
DIN: 00102999

Homai A. Daruwalla
Director & Audit Committee Chairperson
DIN: 00365880

Place: Bengaluru
Date: May 13, 2022

Lalit Kumar Agarwal
Vice President & CFO
Place: Noida (U.P.)
Date: May 13, 2022

Rajiv Sawhney
Company Secretary [ACS: 8047]

Independent Auditor's Report

To the Members of Triveni Turbine Limited

Report on the Audit of the Consolidated Financial Statements

Opinion

1. We have audited the accompanying consolidated financial statements of Triveni Turbine Limited ('the Holding Company'), its subsidiaries (the Holding Company and its subsidiaries together referred to as 'the Group'), and its joint venture as listed in Appendix 1, which comprise the Consolidated Balance Sheet as at 31 March 2022, the Consolidated Statement of Profit and Loss (including Other Comprehensive Income), the Consolidated Cash Flow Statement, the Consolidated Statement of Changes in Equity for the year then ended, and a summary of the significant accounting policies and other explanatory information.
2. In our opinion and to the best of our information and according to the explanations given to us and based on the consideration of the reports of the other auditors on separate financial statements and on the other financial information of the subsidiaries the aforesaid consolidated financial statements give the information required by the Companies Act, 2013 ('the Act') in the manner so required and give a true and fair view in conformity with the Indian Accounting Standards ('Ind AS') specified under Section 133 of the Act, read with the Companies (Indian Accounting Standards) Rules, 2015, and other accounting principles generally accepted in India of the consolidated state of affairs of the Group, its joint venture, as at 31 March 2022, and their consolidated profit (including other comprehensive income), consolidated cash flows and the consolidated changes in equity for the year ended on that date.

Basis for Opinion

3. We conducted our audit in accordance with the Standards on Auditing specified under Section 143(10) of the Act. Our responsibilities under those standards are further described in the Auditor's Responsibilities for the Audit of the Consolidated Financial Statements section of our report. We are independent of the Group and its joint venture in accordance with the Code of

Ethics issued by the Institute of Chartered Accountants of India ('ICAI') together with the ethical requirements that are relevant to our audit of the consolidated financial statements under the provisions of the Act and the rules thereunder, and we have fulfilled our other ethical responsibilities in accordance with these requirements and the Code of Ethics. We believe that the audit evidence we have obtained together with the audit evidence obtained by the other auditors in terms of their reports referred to in paragraph 16 of the Other Matter section below, is sufficient and appropriate to provide a basis for our opinion.

Emphasis of Matter – Settlement of litigations with joint venture partners

4. We draw attention to Note 44 to the accompanying consolidated financial statements, relating to the settlement of various ongoing disputes between the holding company and General Electric Company and its affiliates including DI Netherlands BV, its joint venture partner in the joint venture company, Triveni Energy Solution Limited (formerly GE Triveni Limited) ('TESL') pursuant to the Settlement Agreement entered between aforesaid parties on 6 September 2021 pursuant to which, the group has received settlement consideration of ₹ 2,080 million which has been disclosed in the aforesaid note as exceptional item. Further the joint venture agreement has been terminated and remaining equity stake in TESL has been acquired by the holding company which has resulted in TESL becoming a wholly owned subsidiary from such date. Our opinion is not modified in respect of this matter.

Key Audit Matters

5. Key audit matters are those matters that, in our professional judgment and based on the consideration of the reports of the other auditors on separate financial statements of the subsidiaries, were of most significance in our audit of the consolidated financial statements of the current period. These matters were addressed in the context of our audit of the consolidated financial statements as a whole, and in forming our opinion thereon, and we do not provide a separate opinion on these matters.

6. We have determined the matters described below to be the key audit matters to be communicated in our report.

Key audit matters	How our audit addressed the key audit matter
<p>Write-downs of inventories to net realisable value</p> <p>Refer notes 1(k) and 10 in the accompanying consolidated financial statements.</p> <p>As at 31 March 2022, the Company's inventories amounted to ₹ 1,616.89 million representing 12.11% of the Company's total assets as at 31 March 2022 and write-down of inventories amounted to ₹167.44 million as at 31 March 2022 on account of obsolescence and slow moving inventory.</p> <p>Inventories are valued at lower of cost and net realization value. The Company has a policy for write-down of inventories to net realisable value on account of obsolescence and slow moving inventory which is recognised on a case to case basis based on the management's assessment.</p> <p>Write-down of inventories to net realisable value is subjective owing to the nature of inventories and is dependent on significant judgments around probability of decrease in the realisable value of slow moving inventory due to obsolesce or lack of alternative use as well as the consideration of the need to maintain adequate inventory levels for aftersales services considering the long useful life of the product.</p> <p>Assessing net realizable value of inventory and identification of slow moving and obsolete inventory are areas requiring the use of significant judgements and owing to the inherent complexities and materiality of the balances, we have considered this area to be a key audit matter for current year audit.</p>	<p>Our audit procedures for assessing the write-downs of inventories to net realisable value as per Company's policy included, but were not limited to the following;</p> <ul style="list-style-type: none"> (a) Obtained an understanding from the management about the process for determining net realizable value of inventories and identification of slow moving or obsolete inventories and tested whether the same is consistently applied; (b) Evaluated the design and tested the operating effectiveness of key controls around inventory valuation operating within the Company on a test check basis; (c) Inquired with the management about the slow moving and obsolete inventories as at 31 March 2022 and evaluated the assessment prepared by the management including forecasted uses of these inventories on a test check basis; (d) Tested the computation for write down of inventories with the assessment provided by the management and performed independent ageing analysis of the inventory line-items along with specific inquiries with the management to evaluate completeness of the inventory identified as slow moving or obsolete; (e) Reviewed the historical trends of inventory write-downs to compare and assess the actual utilization or liquidation of inventories to the previous assessment done by the management to determine the efficacy of the process of estimation by the management; and (f) Assessed the appropriateness of disclosures in the accompanying consolidated financial statements in accordance with the applicable accounting standards.

Key audit matters

Accounting for business combination (Refer note 1(q) and note 48 in the accompanying consolidated financial statements)

- (a) The Holding Company has acquired remaining 50% of the equity share capital of its joint venture, Triveni Energy Solutions Limited (formerly GE Triveni Limited) ("TESL") from the other joint venture partner for a purchase consideration INR 80 million on 6 September 2021, pursuant to the settlement agreement dated 6 September 2021 entered into between the parties as a result of ongoing litigations as fully explained in note 44 which has resulted in TESL being accounted as a wholly-owned subsidiary from such date.
- (b) The Holding Company has also completed acquisition of TSE Engineering (Pty) Ltd ("TEPL") on 1 March 2022 and acquired 70% of its equity shares through its subsidiary company Triveni Turbines DMCC.

The Group has accounted for both these transactions in accordance with IND AS 103 "Business Combinations" whereby:

- The Group is required to recognise the identified assets and liabilities at fair value on the date of acquisition, with the excess/ deficit of the acquisition cost over the identified fair value of recognised assets and liabilities as goodwill/ bargain purchase.
- Further, in a business combination achieved in stages, the Group being the acquirer is required to re-measure its previously held equity interest in the acquiree at its acquisition-date fair value, and recognise the resulting gain or loss, if any, in the Statement of profit or loss.

The management has used an independent valuation expert for the purchase price allocations ("PPA") to determine the fair value of net assets on the respective date of acquisitions and re-measurement of previously held interest in case of step acquisition of a joint venture. Such valuations involve use of key inputs and assumptions including discount rate, long-term growth rate, tax amortisation benefit and useful life of assets.

Determination of fair value of net assets acquired, including intangible assets, and calculation of fair value for the purpose of re-measuring the previously held equity interest requires significant management estimates and judgements. We have considered the accounting related to the above-mentioned business combinations to be a matter of most significance to current year audit considering the significance of these transactions and aforementioned complexity in management judgement and estimates.

How our audit addressed the key audit matter

Our audit included, but were not limited to, the following procedures:

- (a) Obtained and reviewed relevant agreements related to the acquisition and evaluated management's process to determine fair value of net assets acquired/ equity shares of TESL and TEPL;
- (b) Understood the valuation model from the management and reviewed their conclusions, including the reports provided by an independent valuation expert engaged by the management;
- (c) Assessed the professional competence, objectivity and capabilities of the management's expert considered by the management for performing the required valuations (including for plant and equipment) to estimate the fair values of net assets acquired / equity shares;
- (d) Tested the inputs used in the Model by examining the underlying data and validating the future projections including discussions with management relating to these projections;
- (e) Assessed the reasonableness of the assumptions used and appropriateness of the valuation methodology applied by engaging auditor's valuation specialists;
- (f) Tested the calculation of the gain on bargain purchase/ goodwill which arose from the acquisitions, being the difference between the total net consideration paid and the fair value of the net assets acquired;
- (g) Tested the calculation of gain on previously held interest in TESL, being the difference between fair value of previously held interest and carrying value of investment in TESL on acquisition date; and
- (h) Evaluated the adequacy and appropriateness of the disclosures made in the accompanying consolidated financial statements in accordance with applicable accounting standards.

Information other than the Consolidated Financial Statements and Auditor's Report thereon

7. The Holding Company's Board of Directors are responsible for the other information. The other information comprises the information included in the Annual Report, but does not include the consolidated financial statements and our auditor's report thereon. The Annual Report is expected to be made available to us after the date of this auditor's report.

Our opinion on the consolidated financial statements does not cover the other information and we will not express any form of assurance conclusion thereon.

In connection with our audit of the consolidated financial statements, our responsibility is to read the other information identified above when it becomes available and, in doing so, consider whether the other information is materially inconsistent with the consolidated financial statements or our knowledge obtained in the audit or otherwise appears to be materially misstated.

When we read the Annual Report, if we conclude that there is a material misstatement therein, we are required to communicate the matter to those charged with governance.

Responsibilities of Management and Those Charged with Governance for the Consolidated Financial Statements

8. The accompanying consolidated financial statements have been approved by the Holding Company's Board of Directors. The Holding Company's Board of Directors are responsible for the matters stated in Section 134(5) of the Act with respect to the preparation and presentation of these consolidated financial statements that give a true and fair view of the consolidated financial position, consolidated financial performance including other comprehensive income, consolidated changes in equity and consolidated cash flows of the Group including its joint venture in accordance with the Ind AS specified under Section 133 of the Act read with the Companies (Indian Accounting Standards) Rules, 2015, and other accounting principles generally accepted in India. The Holding Company's Board of Directors are also responsible for ensuring accuracy of records including financial information considered necessary for the preparation of consolidated Ind AS financial statements. Further, in terms of the provisions of the Act the respective Board of Directors of the companies

included in the Group, and its joint venture company covered under the Act are responsible for maintenance of adequate accounting records in accordance with the provisions of the Act for safeguarding the assets of the Group and its joint venture and for preventing and detecting frauds and other irregularities; selection and application of appropriate accounting policies; making judgments and estimates that are reasonable and prudent; and design, implementation and maintenance of adequate internal financial controls, that were operating effectively for ensuring the accuracy and completeness of the accounting records, relevant to the preparation and presentation of the financial statements that give a true and fair view and are free from material misstatement, whether due to fraud or error. These financial statements have been used for the purpose of preparation of the consolidated financial statements by the Board of Directors of the Holding Company, as aforesaid.

9. In preparing the consolidated financial statements, the respective Board of Directors of the companies included in the Group and of its joint venture are responsible for assessing the ability of the Group and of its joint venture to continue as a going concern, disclosing, as applicable, matters related to going concern and using the going concern basis of accounting unless the Board of Directors either intend to liquidate the Group or to cease operations, or has no realistic alternative but to do so.
10. Those respective Board of Directors are also responsible for overseeing the financial reporting process of the companies included in the Group and of its joint venture.

Auditor's Responsibilities for the Audit of the Consolidated Financial Statements

11. Our objectives are to obtain reasonable assurance about whether the consolidated financial statements as a whole are free from material misstatement, whether due to fraud or error, and to issue an auditor's report that includes our opinion. Reasonable assurance is a high level of assurance but is not a guarantee that an audit conducted in accordance with Standards on Auditing will always detect a material misstatement when it exists. Misstatements can arise from fraud or error and are considered material if, individually or in the aggregate, they could reasonably be expected to influence the economic decisions of users taken on the basis of these consolidated financial statements.

12. As part of an audit in accordance with Standards on Auditing specified under Section 143(10) of the Act we exercise professional judgment and maintain professional skepticism throughout the audit. We also:
- Identify and assess the risks of material misstatement of the consolidated financial statements, whether due to fraud or error, design and perform audit procedures responsive to those risks, and obtain audit evidence that is sufficient and appropriate to provide a basis for our opinion. The risk of not detecting a material misstatement resulting from fraud is higher than for one resulting from error, as fraud may involve collusion, forgery, intentional omissions, misrepresentations, or the override of internal control;
 - Obtain an understanding of internal control relevant to the audit in order to design audit procedures that are appropriate in the circumstances. Under Section 143(3)(i) of the Act we are also responsible for expressing our opinion on whether the Holding Company has adequate internal financial controls system with reference to financial statements in place and the operating effectiveness of such controls;
 - Evaluate the appropriateness of accounting policies used and the reasonableness of accounting estimates and related disclosures made by management;
 - Conclude on the appropriateness of management's use of the going concern basis of accounting and, based on the audit evidence obtained, whether a material uncertainty exists related to events or conditions that may cast significant doubt on the ability of the Group and its joint venture to continue as a going concern. If we conclude that a material uncertainty exists, we are required to draw attention in our auditor's report to the related disclosures in the financial statements or, if such disclosures are inadequate, to modify our opinion. Our conclusions are based on the audit evidence obtained up to the date of our auditor's report. However, future events or conditions may cause the Group and its joint venture to cease to continue as a going concern;
 - Evaluate the overall presentation, structure and content of the financial statements, including the disclosures, and whether the financial statements represent the underlying transactions and events in a manner that achieves fair presentation; and
 - Obtain sufficient appropriate audit evidence regarding the financial information / financial statements of the entities or business activities within the Group, and its joint venture, to express an opinion on the consolidated financial statements. We are responsible for the direction, supervision and performance of the audit of financial statements of such entities included in the financial statements, of which we are the independent auditors. For the other entities included in the financial statements, which have been audited by the other auditors, such other auditors remain responsible for the direction, supervision and performance of the audits carried out by them. We remain solely responsible for our audit opinion.
13. We communicate with those charged with governance regarding, among other matters, the planned scope and timing of the audit and significant audit findings, including any significant deficiencies in internal control that we identify during our audit.
14. We also provide those charged with governance with a statement that we have complied with relevant ethical requirements regarding independence, and to communicate with them all relationships and other matters that may reasonably be thought to bear on our independence, and where applicable, related safeguards.
15. From the matters communicated with those charged with governance, we determine those matters that were of most significance in the audit of the financial statements of the current period and are therefore the key audit matters. We describe these matters in our auditor's report unless law or regulation precludes public disclosure about the matter or when, in extremely rare circumstances, we determine that a matter should not be communicated in our report because the adverse consequences of doing so would reasonably be expected to outweigh the public interest benefits of such communication.
- Other Matters**
16. We did not audit the financial statements of 3 subsidiaries, whose financial statements reflects total assets of ₹ 642.89 million and net assets of ₹ 389.64 million as at 31 March 2022, total revenues of ₹ 384.45 million and net cash outflows amounting to ₹ 4.39 million for the year ended on that date, as considered in the consolidated financial statements. These financial statements have been audited by other auditors whose reports have been furnished to us by the management and our opinion on the consolidated financial statements, in so far as it relates to the

amounts and disclosures included in respect of these subsidiaries, and our report in terms of sub-section (3) of Section 143 of the Act in so far as it relates to the aforesaid subsidiaries, are based solely on the reports of the other auditors.

Further, of these subsidiaries, all subsidiaries are located outside India whose financial statements and other financial information have been prepared in accordance with accounting principles generally accepted in their respective countries and which have been audited by other auditors under generally accepted auditing standards applicable in their respective countries. The Holding Company's management has converted the financial statements of such subsidiaries, located outside India from accounting principles generally accepted in their respective countries to accounting principles generally accepted in India. We have audited these conversion adjustments made by the Holding Company's management. Our opinion on the consolidated financial statements, in so far as it relates to the balances and affairs of such subsidiaries located outside India, is based on the report of other auditors and the conversion adjustments prepared by the management of the Holding Company and audited by us.

Our opinion above on the consolidated financial statements, and our report on other legal and regulatory requirements below, are not modified in respect of the above matters with respect to our reliance on the work done by and the reports of the other auditors.

17. We did not audit the financial statements of 1 subsidiary, whose financial statements reflect total assets of ₹ 29.42 million and net assets of ₹ 18.29 million as at 31 March 2022, total revenues of ₹ 11.68 million and net cash inflows amounting to ₹ 1.86 million for the one month period ended on that date, as considered in the consolidated financial statements, whose financial statements has not been audited by us. These financial statements are unaudited and have been furnished to us by the management and our opinion on the consolidated financial statements, in so far as it relates to the amounts and disclosures included in respect of the aforesaid subsidiary is based solely on such unaudited financial statements. In our opinion and according to the information and explanations given to us by the management, these financial statements are not material to the Group.

Our opinion above on the consolidated financial statements, and our report on other legal and regulatory

requirements below, are not modified in respect of the above matter with respect to our reliance on the financial statements certified by the management.

Report on Other Legal and Regulatory Requirements

18. As required by Section 197(16) of the Act we report that the Holding Company, whose financial statements have been audited under the Act have paid remuneration to their respective directors during the year in accordance with the provisions of and limits laid down under Section 197 read with Schedule V to the Act. Further, we report that 1 subsidiary company incorporated in India whose financial statements have been audited under the Act have not paid or provided for any managerial remuneration during the year. Accordingly, reporting under Section 197(16) of the Act is not applicable in respect of such subsidiary company.
19. As required by clause (xxi) of paragraph 3 of Companies (Auditor's Report) Order, 2020 ('the Order') issued by the Central Government of India in terms of Section 143(11) of the Act based on the consideration of the Order reports issued by us of companies included in the consolidated financial statements and covered under the Act we report that there are no qualifications or adverse remarks reported in the respective Order reports of such companies.
20. As required by Section 143(3) of the Act, based on our audit and on the consideration of the reports of the other auditors on separate financial statements and other financial information of the subsidiaries incorporated in India whose financial statements have been audited under the Act, we report, to the extent applicable, that:
 - a) We have sought and obtained all the information and explanations which to the best of our knowledge and belief were necessary for the purpose of our audit of the aforesaid consolidated financial statements;
 - b) In our opinion, proper books of account as required by law relating to preparation of the aforesaid consolidated financial statements have been kept so far as it appears from our examination of those books and the reports of the other auditors.
 - c) The consolidated financial statements dealt with by this report are in agreement with the relevant books of account maintained for the purpose of preparation of the consolidated financial statements;

- d) in our opinion, the aforesaid consolidated financial statements comply with Ind AS specified under Section 133 of the Act read with the Companies (Indian Accounting Standards) Rules, 2015;
- e) On the basis of the written representations received from the directors of the Holding Company and its subsidiary company and taken on record by the Board of Directors of the Holding Company and its subsidiary company, respectively, covered under the Act, none of the directors of the Group companies, are disqualified as on 31 March 2022 from being appointed as a director in terms of Section 164(2) of the Act.
- f) With respect to the adequacy of the internal financial controls with reference to financial statements of the Holding Company, its subsidiary companies, and joint venture company covered under the Act, and the operating effectiveness of such controls, refer to our separate report in 'Annexure I' wherein we have expressed an unmodified opinion; and
- g) With respect to the other matters to be included in the Auditor's Report in accordance with rule 11 of the Companies (Audit and Auditors) Rules, 2014 (as amended), in our opinion and to the best of our information and according to the explanations given to us and based on the consideration of the report of the other auditors on separate financial statements and other financial information of the subsidiaries and joint venture incorporated in India whose financial statements have been audited under the Act:
 - i. The consolidated financial statements disclose the impact of pending litigations on the consolidated financial position of the Group, and its joint ventures as detailed in Note 43 to the consolidated financial statements;
 - ii. The Holding Company, its subsidiary companies, and its joint venture companies did not have any long-term contracts including derivative contracts for which there were any material foreseeable losses as at 31 March 2022.;
 - iii. There has been no delay in transferring amounts, required to be transferred, to the Investor Education and Protection Fund by the Holding Company, and its subsidiary companies, and joint venture companies during the year ended 31 March 2022;
- iv. a. The respective managements of the Holding Company, its subsidiary companies, and joint venture company incorporated in India whose financial statements have been audited under the Act have represented to us to the best of their knowledge and belief, on the date of this audit report, no funds have been advanced or loaned or invested (either from borrowed funds or securities premium or any other sources or kind of funds) by the Holding Company or its subsidiary companies, its joint venture company to or in any person(s) or entity(ies), including foreign entities ('the intermediaries'), with the understanding, whether recorded in writing or otherwise, that the intermediary shall, whether, directly or indirectly lend or invest in other persons or entities identified in any manner whatsoever by or on behalf of the Holding Company, or any such subsidiary companies, its joint venture companies ('the Ultimate Beneficiaries') or provide any guarantee, security or the like on behalf the Ultimate Beneficiaries;
- b. The respective managements of the Holding Company its subsidiary companies, and joint venture companies incorporated in India whose financial statements have been audited under the Act have represented to us to the best of their knowledge and belief, no funds have been received by the Holding Company or its subsidiary companies, or its joint venture company from any person(s) or entity(ies), including foreign entities ('the Funding Parties'), with the understanding, whether recorded in writing or otherwise, that the Holding Company, or any such subsidiary companies, or its joint venture company shall, whether directly or indirectly, lend or invest in other persons or entities identified in any manner whatsoever by or on behalf of the Funding Party ('Ultimate Beneficiaries') or provide any guarantee, security or the like on behalf of the Ultimate Beneficiaries; and
- c. Based on such audit procedures performed by us, as considered reasonable and appropriate in the circumstances, nothing has come to our notice that has caused us to believe that the management representations under sub-clauses (a) and (b) above contain any material misstatement

- v. The interim dividend declared and paid by the Holding Company during the year ended 31 March 2022 and until the date of this audit report is in compliance with Section 123 of the Act.
- vi. The final dividend paid by the Holding Company during the year ended 31 March 2022 in respect of such dividend declared for the previous year is in accordance with Section 123 of the Act to the extent it applies to payment of dividend.
- vii. As stated in note 13(ii)(c) to the accompanying consolidated financial statements, the Board of Directors of the Holding Company have proposed final dividend for the year ended 31

March 2022 which is subject to the approval of the members at the ensuing Annual General Meeting. The dividend declared is in accordance with Section 123 of the Act to the extent it applies to declaration of dividend.

For **Walker Chandiok & Co LLP**
Chartered Accountants
Firm's Registration No.: 001076N/N500013

Vijay Vikram Singh
Partner
Membership No.: 059139
UDIN: 22059139AIYLOZ7023

Bengaluru
13 May 2022

Appendix 1

List of entities included in the Statement

A. Subsidiaries

1. Triveni Turbines Europe Private Ltd
2. Triveni Turbines DMCC
3. Triveni Turbines Africa (Pty) Ltd
4. Triveni Energy Solutions Limited (w.e.f. 6 September 2021) (formerly known as GE Triveni Limited)
5. TSE Engineering Pty Ltd (w.e.f. 1 March 2022)

B. Joint Venture

1. Triveni Energy Solutions Limited (ceased w.e.f. 6 September 2021) (formerly known as GE Triveni Limited)

Annexure I

Independent Auditor's Report on the internal financial controls with reference to financial statements under Clause (i) of Sub-section 3 of Section 143 of the Companies Act, 2013 ('the Act')

1. In conjunction with our audit of the consolidated financial statements of Triveni Turbine Limited ('the Holding Company') its subsidiaries (the Holding Company and its subsidiaries together referred to as 'the Group'), and its joint venture as at and for the year ended 31 March 2022, we have audited the internal financial controls with reference to financial statements of the Holding Company, its subsidiary company and joint venture company which are companies covered under the Act, as at that date.

Responsibilities of Management and Those Charged with Governance for Internal Financial Controls

2. The respective Board of Directors of the Holding Company, its subsidiary company and joint venture company, which are companies covered under the Act, are responsible for establishing and maintaining internal financial controls based on internal financial control with reference to financial reporting criteria established by the Company considering the essential components of internal control stated in the Guidance Note on Audit of Internal Financial Controls over Financial Reporting ('the Guidance Note') issued by the Institute of Chartered Accountants of India ('ICAI'). These responsibilities include the design, implementation and maintenance of adequate internal financial controls that were operating effectively for ensuring the orderly and efficient conduct of the Company's business, including adherence to the Company's policies, the safeguarding of its assets, the prevention and detection of frauds and errors, the accuracy and completeness of the accounting records, and the timely preparation of reliable financial information, as required under the Act.

Auditor's Responsibility for the Audit of the Internal Financial Controls with Reference to Financial Statements

3. Our responsibility is to express an opinion on the internal financial controls with reference to financial statements of the Holding Company, its subsidiary company and joint venture company, as aforesaid, based on our audit. We conducted our audit in

accordance with the Standards on Auditing issued by the ICAI prescribed under Section 143(10) of the Act, to the extent applicable to an audit of internal financial controls with reference to financial statements, and the Guidance Note issued by the ICAI. Those Standards and the Guidance Note require that we comply with ethical requirements and plan and perform the audit to obtain reasonable assurance about whether adequate internal financial controls with reference to financial statements were established and maintained and if such controls operated effectively in all material respects.

4. Our audit involves performing procedures to obtain audit evidence about the adequacy of the internal financial controls with reference to financial statements and their operating effectiveness. Our audit of internal financial controls with reference to financial statements includes obtaining an understanding of such internal financial controls, assessing the risk that a material weakness exists, and testing and evaluating the design and operating effectiveness of internal control based on the assessed risk. The procedures selected depend on the auditor's judgement, including the assessment of the risks of material misstatement of the financial statements, whether due to fraud or error.
5. We believe that the audit evidence we have obtained is sufficient and appropriate to provide a basis for our audit opinion on the internal financial controls with reference to financial statements of the Holding Company, its subsidiary company and joint venture company as aforesaid.

Meaning of Internal Financial Controls with Reference to Financial Statements

6. A company's internal financial controls with reference to financial statements is a process designed to provide reasonable assurance regarding the reliability of financial reporting and the preparation of financial statements for external purposes in accordance with generally accepted accounting principles. A company's internal financial controls with reference to financial statements include those policies and procedures that (1) pertain to the maintenance of records that, in reasonable detail, accurately and fairly reflect the transactions and dispositions of the assets of the company; (2) provide reasonable assurance that transactions are recorded as necessary to permit

preparation of financial statements in accordance with generally accepted accounting principles, and that receipts and expenditures of the company are being made only in accordance with authorisations of management and directors of the company; and (3) provide reasonable assurance regarding prevention or timely detection of unauthorised acquisition, use, or disposition of the company's assets that could have a material effect on the financial statements.

Inherent Limitations of Internal Financial Controls with Reference to Financial Statements

7. Because of the inherent limitations of internal financial controls with reference to financial statements, including the possibility of collusion or improper management override of controls, material misstatements due to error or fraud may occur and not be detected. Also, projections of any evaluation of the internal financial controls with reference to financial statements to future periods are subject to the risk that the internal financial controls with reference to financial statements may become inadequate because of changes in conditions, or that the degree of compliance with the policies or procedures may deteriorate.

Opinion

8. In our opinion the Holding Company, its subsidiary company and joint venture company, which are companies covered under the Act, have in all material respects, adequate internal financial controls with reference to financial statements and such controls were operating effectively as at 31 March 2022, based on internal financial control with reference to financial reporting criteria established by the Company considering the essential components of internal control stated in the Guidance Note issued by the ICAI.

For **Walker Chandiok & Co LLP**

Chartered Accountants

Firm's Registration No.: 001076N/N500013

Vijay Vikram Singh

Partner

Membership No.: 059139

UDIN: 22059139AIYLOZ7023

Bengaluru

13 May 2022

Consolidated Balance Sheet

As at March 31, 2022

	Note No.	31-Mar-22	31-Mar-21
(₹ in Million)			
ASSETS			
Non-current assets			
Property, plant and equipment	3	2,378.34	2,439.73
Capital work-in-progress	3	32.52	-
Goodwill	48(ii)	36.53	-
Intangible assets	4	53.13	39.54
Intangible assets under development		0.75	9.54
Investments accounted for using the equity method	5 (a)	-	281.65
Financial assets			
i. Trade receivables	6	-	-
ii. Other financial assets	8	88.64	8.94
Other non-current assets	9	42.67	4.44
Income tax assets (net)	20	60.20	37.41
Total non-current assets		2,692.78	2,821.25
Current assets			
Inventories	10	1,616.89	1,596.23
Financial assets			
i. Investments	5 (b)	4,775.36	2,679.31
ii. Trade receivables	6	1,014.82	771.27
iii. Cash and cash equivalents	11 (a)	325.35	370.53
iv. Bank balances other than cash and cash equivalents	11 (b)	2,405.43	793.84
v. Loans	7	0.17	0.02
vi. Other financial assets	8	84.14	78.53
Other current assets	9	433.28	307.48
Total current assets		10,655.44	6,597.21
Total assets		13,348.22	9,418.46
EQUITY AND LIABILITIES			
Equity			
Equity share capital	12	323.30	323.30
Other equity	13	8,242.39	6,052.49
Non controlling interest		8.15	-
Total equity		8,573.84	6,375.79
LIABILITIES			
Non-current liabilities			
Financial liabilities			
i. Borrowings	14	-	-
ii. Lease liabilities	41(ii)	15.45	20.27
Provisions	15	72.32	43.87
Deferred tax liabilities (net)	21	34.66	50.86
Total non-current liabilities		122.43	115.00
Current liabilities			
Financial liabilities			
i. Borrowings	16	1.46	9.56
ii. Lease liabilities	41(ii)	4.82	6.16
iii. Trade payables	17		
a) Total outstanding dues of micro enterprises and small enterprises		131.10	111.81
b) Total outstanding dues of creditors other than micro enterprises and small enterprises		959.50	633.06
iv. Other financial liabilities	18	238.12	226.32
Other current liabilities	19	3,001.42	1,755.56
Provisions	15	172.82	127.31
Income tax liabilities (net)	20	142.71	57.89
Total current liabilities		4,651.95	2,927.67
Total liabilities		4,774.38	3,042.67
Total equity and liabilities		13,348.22	9,418.46

The accompanying notes 1 to 51 form an integral part of the consolidated financial statements
As per our report of even date attached

For **Walker Chandio & Co LLP**
Chartered Accountants
Firm's Registration No.: 001076N/N500013

For and on behalf of the Board of Directors of **Triveni Turbine Limited**

Vijay Vikram Singh
Partner
Membership No.: 059139

Dhruv M. Sawhney
Chairman & Managing Director
DIN: 00102999

Homai A. Daruwalla
Director & Audit Committee Chairperson
DIN: 00365880

Place: Bengaluru
Date: May 13, 2022

Lalit Kumar Agarwal
Vice President & CFO
Place: Noida (U.P.)
Date: May 13, 2022

Rajiv Sawhney
Company Secretary [ACS: 8047]

Consolidated Statement of Profit and Loss

for the year ended March 31, 2022

	Note No.	31-Mar-22	31-Mar-21
(₹ in Million)			
Revenue from operations	22	8,522.35	7,025.84
Other income	23	294.87	190.99
Total income		8,817.22	7,216.83
Expenses			
Cost of materials consumed	24	4,329.76	3,582.35
Changes in inventories of finished goods and work-in-progress	25	372.77	(20.12)
Employee benefits expense	26	1,029.28	869.50
Finance costs	27	10.23	11.36
Depreciation and amortisation expense	28	202.82	202.08
Impairment loss on financial assets (including reversals of impairment losses)	29	11.36	65.07
Other expenses	30	1,152.58	1,052.99
Total expenses		7,108.80	5,763.23
Profit before share of net profit of investments accounted for using equity method, exceptional items and tax		1,708.42	1,453.60
Share of net (loss) / profit of joint venture accounted for using the equity method		(42.41)	52.52
Profit before exceptional items and tax		1,666.01	1,506.12
Exceptional items	44	1,981.90	(185.20)
Profit before tax		3,647.91	1,320.92
Tax expense:			
- Current tax	31	991.51	334.06
- Deferred tax	31	(45.56)	(37.78)
Total tax expense		945.95	296.28
Profit for the year		2,701.96	1,024.64
Other comprehensive income			
A (i) Items that will not be reclassified to profit or loss			
- Remeasurements of the defined benefit plans	34	(3.70)	14.79
- Bargain purchase on business combination	48	190.71	-
		187.01	14.79
A (ii) Income tax relating to items that will not be reclassified to profit or loss	31	0.93	(3.72)
		187.94	11.07
B (i) Items that will be reclassified to profit or loss			
- Exchange differences arising on translating the foreign operations		3.76	(0.75)
- Effective portion of gain/(loss) on designated portion of hedging instruments in a cash flow hedge	37 (iii)(b)	8.99	52.18
		12.75	51.43
B (ii) Income tax relating to items that will be reclassified to profit or loss	31	(2.26)	(13.13)
		10.49	38.30
Other comprehensive income for the year, net of tax		198.43	49.37
Total comprehensive income for the year		2,900.39	1,074.01
Net profit for the year attributable to			
- Owners of the parent company		2,701.86	1,024.64
- Non- controlling interest		0.10	-
		2,701.96	1,024.64
Other comprehensive income for the year, net of tax			
- Owners of the parent company		199.31	49.37
- Non- controlling interest		(0.88)	-
		198.43	49.37
Total comprehensive income for the year, net of tax		2,901.17	1,074.01
- Owners of the parent company		(0.78)	-
- Non- controlling interest			
		2,900.39	1,074.01
Earnings per equity share of ₹ 1 each			
Basic earnings per share (in ₹)	32	8.36	3.17
Diluted earnings per share (in ₹)	32	8.36	3.17

The accompanying notes 1 to 51 form an integral part of the consolidated financial statements
As per our report of even date attached

For **Walker Chandio & Co LLP**
Chartered Accountants
Firm's Registration No.: 001076N/N500013

For and on behalf of the Board of Directors of **Triveni Turbine Limited**

Vijay Vikram Singh
Partner
Membership No.: 059139

Dhruv M. Sawhney
Chairman & Managing Director
DIN: 00102999

Homai A. Daruwalla
Director & Audit Committee Chairperson
DIN: 00365880

Place: Bengaluru
Date: May 13, 2022

Lalit Kumar Agarwal
Vice President & CFO
Place: Noida (U.P.)
Date: May 13, 2022

Rajiv Sawhney
Company Secretary [ACS: 8047]

Consolidated Statement of Changes in Equity

for the year ended March 31, 2022

A. Equity share capital

Equity shares of ₹ 1 each issued, subscribed and fully paid up

	(₹ in Million)
As at April 1, 2020	323.30
Changes in equity share capital during the year	-
As at March 31, 2021	323.30
Changes in equity share capital during the year	-
As at March 31, 2022	323.30

B. Other equity

	Attributable to owners of the Company					Total attributable to owners of the Company	Attributable to Non-Controlling Interest	Total other equity
	Reserves and surplus			Items of other comprehensive income				
	Capital redemption reserve	Capital reserve	Retained earnings	Foreign currency translation reserve	Cash flow hedging reserve			
Balance as at April 1, 2020	34.67	-	4,964.09	13.18	(33.46)	4,978.48	-	4,978.48
Profit for the year	-	-	1,024.64	-	-	1,024.64	-	1,024.64
Other comprehensive income / (loss), net of income tax	-	-	11.07	(0.75)	39.05	49.37	-	49.37
Total comprehensive income for the year	-	-	1,035.71	(0.75)	39.05	1,074.01	-	1,074.01
Transactions with owners in their capacity as owners:								
Dividend paid	-	-	-	-	-	-	-	-
Balance as at March 31, 2021	34.67	-	5,999.80	12.43	5.59	6,052.49	-	6,052.49
Profit for the year	-	-	2,701.86	-	-	2,701.86	0.10	2,701.96
Other comprehensive income / (loss), net of income tax	-	-	(2.77)	4.64	6.73	8.60	(0.88)	7.72
Gain on acquisition of control over joint venture (refer note 48)	-	190.71	-	-	-	190.71	-	190.71
Total comprehensive income for the year	-	190.71	2,699.09	4.64	6.73	2,901.17	(0.78)	2,900.39
On account of acquisition of subsidiary (refer note 48)	-	-	-	-	-	-	8.93	8.93
Transactions with owners in their capacity as owners:								
Dividend paid	-	-	(711.27)	-	-	(711.27)	-	(711.27)
Balance as at March 31, 2022	34.67	190.71	7,987.62	17.07	12.32	8,242.39	8.15	8,250.54

The accompanying notes 1 to 51 form an integral part of the consolidated financial statements
As per our report of even date attached

For **Walker Chandio & Co LLP**
Chartered Accountants
Firm's Registration No.: 001076N/N500013

For and on behalf of the Board of Directors of **Triveni Turbine Limited**

Vijay Vikram Singh
Partner
Membership No.: 059139

Dhruv M. Sawhney
Chairman & Managing Director
DIN: 00102999

Homai A. Daruwalla
Director & Audit Committee Chairperson
DIN: 00365880

Place: Bengaluru
Date: May 13, 2022

Lalit Kumar Agarwal
Vice President & CFO
Place: Noida (U.P.)
Date: May 13, 2022

Rajiv Sawhney
Company Secretary [ACS: 8047]

Consolidated Statement of Cash Flows

for the year ended March 31, 2022

(₹ in Million)

	31-Mar-22	31-Mar-21
Cash flows from operating activities		
Profit before tax	3,647.91	1,320.92
Adjustments for:		
Share of net (profit)of joint venture accounted for using the equity method	42.41	(52.52)
Gain on previously held interest [refer note 44 (ii)]	(56.10)	-
Depreciation and amortisation expense	202.82	202.08
(Profit)/ loss on sale/write off of property, plant and equipment	4.20	(0.60)
Net profit on sale/redemption of current investments	(54.61)	(88.47)
Net fair value (gains) on current investments	(101.98)	(39.50)
Interest income	(85.91)	(17.15)
Provision for doubtful advances	2.52	8.39
Amount written off of non financial assets	-	2.10
Allowance for non moving inventories	98.66	22.27
Impairment loss on financial assets (including reversals of impairment losses)	11.36	65.07
Finance costs	10.23	11.36
Unrealised foreign exchange (gain)	(2.99)	(7.91)
Credit balances written back	(61.38)	(5.98)
Mark-to-market (gains)/losses on derivatives	9.28	(20.13)
Working capital adjustments:		
Change in inventories	271.90	109.53
Change in trade receivables	(290.34)	433.85
Change in other financial assets	59.86	(30.56)
Change in other assets	73.65	62.30
Change in trade payables	251.69	130.36
Change in other financial liabilities	(3.96)	82.77
Change in other liabilities	1,170.34	48.23
Change in provisions	36.73	(40.97)
Cash generated from operations	5,236.29	2,195.44
Income tax paid (net of refunds)	(901.88)	(322.81)
Net cash inflow from operating activities	4,334.41	1,872.63
Cash flows from investing activities		
Purchase of property, plant and equipment	(156.95)	(134.45)
Proceeds from sale of property, plant and equipment	9.09	2.27
Purchase of equity shares in subsidiaries	(140.23)	-
Net (increase) in current investment	(1,749.45)	(1,216.31)
Investment in deposits with financial institutions	(190.00)	(40.00)
Investment in bank deposits	(1,677.17)	(769.32)
Interest received	42.72	13.40
Net cash outflow from investing activities	(3,861.99)	(2,144.41)

Consolidated Statement of Cash Flows

for the year ended March 31, 2022

(₹ in Million)

	31-Mar-22	31-Mar-21
Cash flows from financing activities		
Repayment of long term borrowings	(20.04)	(2.13)
Payment of principal portion of lease liabilities	(4.68)	(4.76)
Interest paid on lease liabilities	(2.25)	(2.67)
Interest paid	(8.02)	(8.69)
Dividend paid to Company's shareholders	(711.12)	(0.21)
Net cash outflow from financing activities	(746.11)	(18.46)
Increase in cash and cash equivalents due to foreign exchange variation	6.01	2.72
Net (decrease) in cash and cash equivalents	(267.68)	(287.52)
Cash and cash equivalents on Business Combination (refer note 48)	222.54	-
Cash and cash equivalents at the beginning of the year (refer note 11 (a))	370.53	658.05
Cash and cash equivalents at the end of the year (refer note 11 (a))	325.39	370.53

Reconciliation of liabilities arising from financing activities:

(₹ in Million)

	Lease liabilities	Non-current borrowings (including current maturities)	Interest payable on borrowings	Dividend paid to Company's shareholders
Balance as at April 1, 2020	28.78	11.69	0.08	1.30
Cash flows	(7.43)	(2.13)	(8.57)	(0.21)
Finance costs accruals	2.67	-	8.56	-
Non cash movement (addition/disposal)	2.41	-	-	-
Dividend distributions accruals	-	-	-	-
Balance as at March 31, 2021	26.43	9.56	0.07	1.09
Cash flows	(6.93)	(20.04)	(8.02)	(711.12)
Finance costs accruals	2.25	-	7.98	-
Non cash movement (addition/disposal)	(1.48)	11.94	(0.03)	-
Dividend distributions accruals	-	-	-	711.27
Balance as at March 31, 2022	20.27	1.46	-	1.24

The accompanying notes 1 to 51 form an integral part of the consolidated financial statements

As per our report of even date attached

For **Walker Chandiok & Co LLP**

Chartered Accountants

Firm's Registration No.: 001076N/N500013

Vijay Vikram Singh

Partner

Membership No.: 059139

Place: Bengaluru

Date: May 13, 2022

For and on behalf of the Board of Directors of **Triveni Turbine Limited**

Dhruv M. Sawhney

Chairman & Managing Director

DIN: 00102999

Lalit Kumar Agarwal

Vice President & CFO

Place: Noida (U.P.)

Date: May 13, 2022

Homai A. Daruwalla

Director & Audit Committee Chairperson

DIN: 00365880

Rajiv Sawhney

Company Secretary [ACS: 8047]

Notes to the Consolidated Financial Statements

for the year ended March 31, 2022

Corporate information

The Consolidated financial statements comprises of financial statements of Triveni Turbine Limited and its subsidiaries (collectively the “Group”) and Group’s interest in joint venture. Triveni Turbine Limited (“the Company” or the “Parent”) is a company limited by shares, incorporated, domiciled in India. The Company’s equity shares are listed at two recognised stock exchanges in India (BSE and NSE). The registered office of the Company is located at A-44, Hosiery Complex, Phase II extension, Noida, Uttar Pradesh- 201305. The Group is primarily engaged in business of manufacture and supply of power generating equipment and solutions and has manufacturing facilities at Bengaluru, Karnataka.

Note 1: Significant accounting policies

This note provides a list of the significant accounting policies adopted in the preparation of these financial statements. These policies have been consistently applied to all the years presented, except where a newly issued accounting standard is initially adopted or a revision to an existing accounting standard requires a change in the accounting policy hitherto in use.

(a) Basis of preparation and presentation

(i) Compliance with Ind AS

The financial statements comply in all material aspects with Indian Accounting Standard (Ind AS) notified under Section 133 of the Companies Act, 2013 (the Act), Companies (Indian Accounting Standards) Rules, 2015 (as amended) and other relevant provisions of the Act.

(ii) Historical cost convention

The financial statements have been prepared on a historical cost basis except for certain assets and liabilities (including derivative instruments) that are measured at fair values at the end of each reporting period, as explained in the accounting policies below.

Historical cost is generally based on the fair value of the consideration given in exchange for goods and services.

Fair value is the price that would be received to sell an asset or paid to transfer a liability in an orderly transaction between market participants

at the measurement date, regardless of whether that price is directly observable or estimated using another valuation technique. In estimating the fair value of an asset or a liability, the Group takes into account the characteristics of the asset or liability if market participants would take those characteristics into account when pricing the asset or liability at the measurement date. Fair value for measurement and/or disclosure purposes in these financial statements is determined on such a basis, except for leasing transactions that are within the scope of Ind AS 116 Leases, and measurements that have some similarities to fair value but are not fair value, such as net realisable value in Ind AS 2 Inventories or value in use in Ind AS 36 Impairment of Assets.

(iii) Principles of consolidation and equity accounting

Subsidiaries

Subsidiaries are all entities over which the Group has control. The Group controls an entity when the Group is exposed to, or has rights to, variable returns from its involvement with the entity and has the ability to affect those returns through its power to direct the relevant activities of the entity. Subsidiaries are fully consolidated from the date on which control is transferred to the Group. They are deconsolidated from the date that control ceases.

The Group combines the financial statements of the parent and its subsidiaries line by line adding together like items of assets, liabilities, equity, income and expenses. Intercompany transactions, balances and unrealized gains on transactions between group companies are eliminated. Unrealised losses are also eliminated unless the transaction provides evidence of an impairment of the transferred asset. Accounting policies of subsidiaries have been changed where necessary to ensure consistency with the policies adopted by the Group.

Joint Ventures

Interests in joint ventures are accounted for using the equity method, after initially being recognised at cost in the consolidated Balance Sheet.

Notes to the Consolidated Financial Statements

for the year ended March 31, 2022

Under the equity method of accounting, the investments are initially recognised at cost and adjusted thereafter to recognise the Group's share of the post-acquisition profits or losses of the investee in profit and loss, and the Group's share of Other Comprehensive Income of the investee in Other Comprehensive Income. Dividends received or receivable from joint ventures are recognised as a reduction in the carrying amount of the investment.

When the Group's share of losses in an equity-accounted investment equals or exceeds its interest in the entity, including any other unsecured long-term receivables, the Group does not recognise further losses, unless it has incurred obligations or made payments on behalf of the other entity.

Unrealised gains on transactions between the Group and its joint ventures are eliminated to the extent of the Group's interest in these entities. Unrealised losses are also eliminated unless the transaction provides evidence of an impairment of the asset transferred.

(b) Revenue recognition

Revenue from contracts with customers is recognised when control of the goods or services are transferred to the customer at an amount that reflects the consideration to which the Group expects to be entitled in exchange for those goods or services. Revenue from Contracts is measured at transaction price net of variable consideration. Transaction price are net of returns, trade allowances, rebates, other similar allowances, goods & services tax and amounts collected on behalf of third parties, if any.

Recognising revenue from major business activities

(i) Sale of goods

Revenue from the sale of goods is recognised at point in time when controls of promised goods are transferred to the customer i.e. upon satisfaction of performance obligation.

(ii) Rendering of services

Revenue from a contract to provide services is recognised when the outcome of a performance obligation involving the rendering of services can

be estimated reliably. Satisfaction of performance obligation of the contract is determined as follows:

- erection and commissioning/service revenue is recognised by reference to the stage of completion of the erection & commissioning/service, determined based on technical estimate of completion of physical proportion of the contract work;
- operation and maintenance revenue is recognised over time using an input method to measure progress towards complete satisfaction of the service because the customer simultaneously receives and consumes the benefits provided by the Group.

(iii) Interest income

Interest income from a financial asset is recognised when it is probable that the economic benefits will flow to the Group and the amount of income can be measured reliably. Interest income is accrued on a time basis, by reference to the principal outstanding and at the effective interest rate applicable, which is the rate that exactly discounts estimated future cash receipts through the expected life of the financial asset to that asset's net carrying amount on initial recognition.

(iv) Construction contracts

When the outcome of a construction contract can be estimated reliably, revenue is recognised by reference to the stage of completion of the contract activity at the end of the reporting period, measured based on the proportion of contract costs incurred for work performed to date relative to the estimated total contract costs, except where this would not be representative of the stage of completion. Variations in contract work, claims and incentive payments are included to the extent that the amount can be measured reliably and its receipt is considered probable.

When the outcome of a construction contract cannot be estimated reliably, contract revenue is recognised to the extent of contract costs incurred that it is probable will be recoverable. Contract costs are recognised as expenses in the period in which they are incurred.

Notes to the Consolidated Financial Statements

for the year ended March 31, 2022

When it is probable that total contract costs will exceed total contract revenue, the expected loss is recognised as an expense immediately.

When contract costs incurred to date plus recognised profits less recognised losses exceed progress billings, the surplus is shown as amounts due from customers for contract work. For contracts where progress billings exceed contract costs incurred to date plus recognised profits less recognised losses, the surplus is shown as the amounts due to customers for contract work. Amounts received before the related work is performed are included in the Balance Sheet, as a liability, as advances received. Amounts billed for work performed but not yet paid by the customer are included in the Balance Sheet under trade receivables.

(v) Royalties

Income from royalty is recognised as per the contractual arrangement with the Licensee upon supply of turbine manufactured with the technical know-how provided by the Group to the Licensee (provided that it is probable that the economic benefits will flow to the Group and the amount of revenue can be measured reliably).

(vi) Rental income

The Group's policy for recognition of revenue from operating leases is described in note 1(d) below.

(vii) Export incentives

Export incentives are recognized as income when the Group is entitled to the incentive as per the terms of the scheme in respect of the exports made and where it is probable that the Group will collect such incentive proceeds.

(c) Government grants

Grants from the government are recognised where there is a reasonable assurance that the grant will be received and the Group will comply with all attached conditions.

Government grants relating to income are deferred and recognised in the Statement of Profit and Loss over the period necessary to match them with the costs that

they are intended to compensate and presented either within other income or net of related costs.

Government grants that are receivable as compensation for expenses or losses already incurred or for the purpose of giving immediate financial support to the Group with no future related costs are recognised in the Statement of Profit and Loss in the period in which they become receivable.

(d) Leases

Group as a lessee

The Group assesses whether a contract contains a lease, at inception of a contract. A contract is, or contains, a lease if the contract conveys the right to control the use of an identified asset for a period of time in exchange for consideration.

The Group applies a single recognition and measurement approach for all leases, except for short-term leases and leases of low-value assets. The Group recognises lease liabilities to make lease payments and right-of-use assets representing the right to use the underlying assets.

(i) Right-of-use assets

The Group recognises right-of-use (ROU) assets at the commencement date of the lease (i.e., the date the underlying asset is available for use). ROU assets are measured at cost, less any accumulated depreciation and impairment losses, and adjusted for any remeasurement of lease liabilities. The cost of ROU assets includes the amount of lease liabilities recognised, initial direct costs incurred, and lease payments made at or before the commencement date less any lease incentives received. ROU assets are depreciated on a straight-line basis over the shorter of the lease term and the estimated useful lives of the assets, as follows:

- Office Premises: 2- 9 Years
- Vehicles and other equipments: 5 years

(ii) Lease Liabilities

At the commencement date of the lease, the Group recognises lease liabilities measured at the present value of lease payments to be made over the lease term. The lease payments include fixed

Notes to the Consolidated Financial Statements

for the year ended March 31, 2022

payments less any amounts expected to be paid under residual value guarantees.

In calculating the present value of lease payments, the Group uses its incremental borrowing rate at the lease commencement date because the interest rate implicit in the lease is not readily determinable. After the commencement date, the amount of lease liabilities is increased to reflect the accretion of interest and reduced for the lease payments made. In addition, the carrying amount of lease liabilities is remeasured if there is a modification, a change in the lease term, a change in the lease payments.

(iii) Short-term leases and leases of low-value assets

The Group applies the short-term lease recognition exemption to its short-term leases of premises taken on rent and office equipment (i.e., those leases that have a lease term of 12 months or less from the commencement date and do not contain a purchase option). It also applies the lease of low-value assets recognition exemption to leases of office equipment that are considered to be low value. Lease payments on short-term leases and leases of low-value assets are recognised as expense on a straight-line basis over the lease term.

Group as a lessor

Lease income from operating leases where the Group is a lessor is recognised in income on a straight-line basis over the lease term unless the receipts are structured to increase in line with expected general inflation to compensate for the expected inflationary cost increases. The respective leased assets are included in the Balance Sheet based on their nature.

(e) Foreign currency translation

(i) Functional and presentation currency

Items included in the financial statements of each of the Group's entities are measured using the currency of the primary economic environment in which the entity operates ('the functional currency'). The Consolidated financial statements are presented in Indian Rupee (₹) which is Group's presentation currency unless stated otherwise.

(ii) Transactions and balances

Foreign currency transactions are translated into the functional currency using the exchange rates at the dates of the transactions. Foreign exchange gains and losses resulting from the settlement of such transactions and from the translation of monetary assets and liabilities denominated in foreign currencies at year end exchange rates are recognised in the Statement of Profit and Loss in the period in which they arise and these are deferred in equity if they relate to qualifying cash flow hedges.

Foreign exchange gains and losses are presented in the Statement of Profit and Loss on a net basis within other gains/(losses).

(iii) Group companies

The results and financial position of foreign operations (none of which has the currency of a hyperinflationary economy) that have a functional currency different from the presentation currency are translated into the presentation currency as follows:

- assets and liabilities are translated at the closing rate at the date of that consolidated Balance Sheet
- income and expenses are translated at average exchange rates (unless this is not a reasonable approximation of the cumulative effect of the rates prevailing on the transaction dates, in which case income and expenses are translated at the dates of the transactions), and
- all resulting exchange differences are recognised in Other Comprehensive Income.

On consolidation, exchange differences arising from the translation of any net investment in foreign entities, and of borrowings and other financial instruments designated as hedges of such investments, are recognised in Other Comprehensive Income. When a foreign operation is sold, the associated exchange differences are reclassified to profit or loss, as part of the gain or loss on sale.

Notes to the Consolidated Financial Statements

for the year ended March 31, 2022

(f) Impairment of non-financial assets

Non-financial assets are tested for impairment whenever events or changes in circumstances indicate that the carrying amount may not be recoverable. An impairment loss is recognised for the amount by which the asset's carrying amount exceeds its recoverable amount. The recoverable amount is the higher of an asset's fair value less costs of disposal and value in use. For the purposes of assessing impairment, assets are grouped at the lowest levels for which there are separately identifiable cash inflows which are largely independent of the cash inflows from other assets or groups of assets (cash-generating units). Non-financial assets that suffered impairment are reviewed for possible reversal of the impairment at the end of each reporting period.

If, at the reporting date there is an indication that a previously assessed impairment loss no longer exists, the recoverable amount is reassessed and the asset is reflected at the recoverable amount. Impairment losses previously recognised are accordingly reversed in the Statement of Profit and Loss.

(g) Borrowing costs

Borrowing costs directly attributable to the acquisition, construction or production of a qualifying asset are capitalised during the period of time that is required to complete and prepare the asset for its intended use or sale. Qualifying assets are assets that necessarily take a substantial period of time to get ready for their intended use or sale. Other borrowing costs are expensed in the period in which they are incurred.

Borrowing costs consist of interest and other costs that an entity incurs in connection with the borrowing of funds.

(h) Income tax

Income tax expense represents the sum of the tax currently payable and deferred tax.

(i) Current tax

The tax currently payable is based on taxable profit for the year. Taxable profit differs from 'profit before tax' as reported in the Statement of Profit and Loss because of items of income or expense that are taxable or deductible in other years and items that are never taxable or deductible.

The Group's current tax is calculated using tax rates that have been enacted or substantively enacted by the end of the reporting period.

(ii) Deferred tax

Deferred tax is recognised on temporary differences between the carrying amounts of assets and liabilities in the consolidated financial statements and the corresponding tax bases used in the computation of taxable profit. Deferred tax liabilities are generally recognised for all taxable temporary differences. Deferred tax assets are generally recognised for all deductible temporary differences, the carry forward of unused tax credits and unused tax losses to the extent that it is probable that taxable profits will be available against which those deductible temporary differences, the carry forward of unused tax credits and unused tax losses can be utilised. Such deferred tax assets and liabilities are not recognised if the temporary difference arises from the initial recognition (other than in a business combination) of assets and liabilities in a transaction that affects neither the taxable profit nor the accounting profit. In addition, deferred tax liabilities are not recognised if the temporary difference arises from the initial recognition of goodwill.

Deferred tax liabilities are recognised for taxable temporary differences associated with investments in subsidiaries and interests in joint ventures, except where Group is able to control the reversal of the temporary difference and it is probable that the temporary difference will not reverse in the foreseeable future. Deferred tax assets arising from deductible temporary difference associated with such investments and interests are only recognised to the extent that it is probable that there will be sufficient taxable profits against which to utilise the benefits of the temporary differences and they are expected to reverse in the foreseeable future.

The carrying amount of deferred tax assets is reviewed at the end of each reporting period and reduced to the extent that it is no longer probable that sufficient taxable profits will be available to allow all or part of the asset to be recovered.

Notes to the Consolidated Financial Statements

for the year ended March 31, 2022

Deferred tax liabilities and assets are measured at the tax rates that are expected to apply in the period in which the liability is settled or the asset realised, based on tax rates (and tax laws) that have been enacted or substantively enacted by the end of the reporting period.

The measurement of deferred tax liabilities and assets reflects the tax consequences that would follow from the manner in which the Group expects, at the end of the reporting period, to recover or settle the carrying amount of its assets and liabilities.

(iii) Current and deferred tax for the year

Current and deferred tax are recognised in the Statement of Profit and Loss, except when they relate to items that are recognised in Other Comprehensive Income or directly in equity, in which case, the current and deferred tax are also recognised in Other Comprehensive Income or directly in equity respectively. Where current tax or deferred tax arises from the initial accounting for a business combination, the tax effect is included in the accounting for the business combination. The Group offsets current tax assets and current tax liabilities, where it has a legally enforceable right to setoff the recognised amounts and where it intends either to settle on a net basis, or to realise the asset and settle the liability simultaneously.

(i) Property, plant and equipment

Property, plant and equipment are tangible items that are held for use in the production or supply for goods and services, rental to others or for administrative purposes and are expected to be used during more than one period. The cost of an item of property, plant and equipment shall be recognised as an asset if and only if it is probable that future economic benefits associated with the item will flow to the Group and the cost of the item can be measured reliably. Freehold land is carried at cost. All other items of property, plant and equipment are stated at cost less accumulated depreciation and accumulated impairment losses. Cost includes expenditure that is directly attributable to the acquisition of the items. Subsequent costs are included in the asset's carrying amount or recognised as a separate asset, as appropriate, only when it is probable that future economic benefits associated

with the item will flow to the Group and the cost of the item can be measured reliably.

Each part of item of property, plant and equipment, if significant in relation to the total cost of the item, is depreciated separately. Further, parts of plant and equipment that are technically advised to be replaced at prescribed intervals/period of operation, insurance spares and cost of inspection/overhauling are depreciated separately based on their specific useful life provided these are of significant amounts commensurate with the size of the Group and scale of its operations. The carrying amount of any equipment/ inspection / overhauling accounted for as separate asset is derecognised when replaced. All other repairs and maintenance are charged to profit or loss during the reporting period in which they are incurred.

An item of property, plant and equipment is derecognised upon disposal or when no future economic benefits are expected to arise from the continued use of the asset. Any gain or loss arising on the disposal or retirement of an item of property, plant and equipment is determined as the difference between the sales proceeds and the carrying amount of the asset and is recognised in the Statement of Profit and Loss.

Depreciation methods, estimated useful lives and residual value

Depreciation commences when the assets are ready for their intended use. Depreciation is calculated using the straight-line method to allocate their cost, net of their residual values, over their estimated useful lives.

The management has estimated the useful lives and residual values of all property, plant and equipment and adopted useful lives as stated in Schedule II which are as follows:

Class of assets	Useful life
Building	5- 60 Years
Plant and equipment	5-15 Years
Office equipment	5 Years
Furniture and fixtures	10 Years
Vehicle	10 Years
Computers	3-6 Years

Notes to the Consolidated Financial Statements

for the year ended March 31, 2022

The residual value of property, plant and equipment has been considered 5% or less of the original cost of assets as applicable.

- On the basis of technical assessment involving technology obsolescence and past experience:
 - o patterns, tools, jigs, fixtures etc. are depreciated over three years.
 - o machinery spares are depreciated over a life ranging from three to five years.
- Assets costing less than ₹ 5,000/- are fully depreciated in the year of purchase.

The estimated useful lives, residual values and depreciation method are reviewed at the end of each reporting period, with the effect of any changes in estimate accounted for on a prospective basis.

(j) Intangible assets

Intangible assets are carried at cost less accumulated amortisation and accumulated impairment losses. Amortisation is recognised on a straight-line basis over their estimated useful lives. The estimated useful life and amortisation method are reviewed at the end of each reporting period, with the effect of any changes in estimate being accounted for on a prospective basis.

Estimated useful lives of the intangible assets are as follows:

Assets	Estimated useful life
Computer software	3 – 5 Years
Website development cost	3 Years
Designs and drawings	6 Years
Customer relationships	5 Years
Customer contracts	1-2 Years

An intangible asset is derecognised on disposal, or when no future economic benefits are expected from use or disposal. Gains or losses arising from derecognition of an intangible asset, measured as the difference between the net disposal proceeds and the carrying amount of the asset, are recognised in the Statement of Profit and Loss when the asset is derecognised.

Research and development costs

Research costs are expensed as incurred. Development expenditures on an individual project are recognised as an intangible asset when the Group can demonstrate:

- the technical feasibility of completing the intangible asset so that the asset will be available for use or sale;
- its intention to complete and its ability and intention to use or sell the asset;
- how the asset will generate probable future economic benefits;
- the availability of adequate technical, financial and other resources to complete the development and to use or sell the asset; and
- the ability to measure reliably the expenditure attributable to asset during its development.

The amount initially recognised for intangible assets is the sum of the expenditure incurred from the date when the intangible asset first meets the recognition criteria listed above. Where no intangible assets can be recognised, development expenditure is recognised in the Statement of Profit and Loss in the period in which it is incurred. Subsequent to initial recognition, such intangible assets are reported at cost less accumulated amortisation and accumulated impairment losses, on the same basis as of acquired intangible assets.

(k) Inventories

- (i) Inventories of raw materials, components, stores and spares are valued at lower of cost and net realizable value. Cost for the purpose of valuation of such inventories is determined on weighted average basis. Net realizable value is the estimated selling price in the ordinary course of business less the estimated costs of completion and the estimated costs necessary to make the sale.
- (ii) Finished goods and work-in-progress are valued at lower of cost and net realizable value. The cost of finished goods and work-in-progress includes raw material costs, direct cost of conversion and proportionate allocation of indirect costs incurred

Notes to the Consolidated Financial Statements

for the year ended March 31, 2022

in bringing the inventories to their present location and condition.

(l) Provisions

Provisions are recognised when the Group has a present obligation (legal or constructive) as a result of a past event, it is probable that the Group will be required to settle the obligation, and a reliable estimate can be made of the amount of the obligation.

The amount recognised as a provision is the best estimate of the consideration required to settle the present obligation at the end of the reporting period, taking into account the risks and uncertainties surrounding the obligation. When the effect of the time value of money is material, provisions are determined by discounting the expected future cash flows at a pre-tax rate that reflects current market assessments of the time value of money and the risks specific to the liability. The increase in the provision due to the passage of time is recognised as interest expense.

When some or all of the economic benefits required to settle a provision are expected to be recovered from a third party, a receivable is recognised as an asset if it is virtually certain that reimbursement will be received and the amount of the receivable can be measured reliably.

(m) Employee benefits

(i) Short-term obligations

Liabilities for wages and salaries, including non-monetary benefits that are expected to be settled wholly within twelve months after the end of the period in which the employees render the related service are recognised in respect of employees' services up to the end of the reporting period and are measured at the undiscounted amounts expected to be paid when the liabilities are settled. The liabilities are presented as current benefit obligations in the Balance Sheet.

(ii) Other long-term employee benefit obligations

Other long-term employee benefits include earned leaves, sick leaves and employee retention bonus.

Earned leaves and sick leaves

The liabilities for earned leaves and sick leaves are not expected to be settled wholly within

twelve months after the end of the period in which the employees render the related service. They are therefore measured at the present value of expected future payments to be made in respect of services provided by employees up to the end of the reporting period using the projected unit credit method, with actuarial valuations being carried out at the end of each annual reporting period. The benefits are discounted using the market yields at the end of the reporting period that have terms approximating to the terms of the related obligation. Remeasurements as a result of experience adjustments and changes in actuarial assumptions are recognised in the Statement of Profit and Loss. The obligations are presented as provisions in the Balance Sheet.

Employee retention bonus

The Group, as a part of retention policy, pays retention bonus to certain employees after completion of specified period of service. The timing of the outflows is expected to be within a period of five years. They are therefore measured at the present value of expected future payments at the end of each annual reporting period in accordance with management best estimates. This cost is included in employee benefit expense in the Statement of Profit and Loss with corresponding provisions in the Balance Sheet.

(iii) Post-employment obligations

The Group operates the following post-employment schemes:

- defined benefit plan towards payment of gratuity; and
- defined contribution plans towards provident fund & employee pension scheme, employee state insurance and superannuation scheme.

Defined benefit plans

The Group provides for gratuity obligations through a defined benefit retirement plan (the 'Gratuity Plan') covering all employees. The Gratuity Plan provides a lump sum payment to vested employees at retirement/termination of employment or death of an employee, based on

Notes to the Consolidated Financial Statements

for the year ended March 31, 2022

the respective employees' salary and years of employment with the Group.

The liability or asset recognised in the consolidated Balance Sheet in respect of the defined benefit plan is the present value of the defined benefit obligation at the end of the reporting period less the fair value of plan assets. The present value of the defined benefit obligation in respect of employees of the Parent is determined using projected unit credit method by discounting the estimated future cash outflows by reference to market yields at the end of the reporting period on government bonds that have terms approximating to the terms of the related obligation, with actuarial valuations being carried out at the end of each annual reporting period. In view of short duration of employment contracts, obligations under defined benefits plan for the employees of foreign subsidiary companies of the Parent is determined using management estimates based upon the laws applicable of the concerned country.

The net interest cost is calculated by applying the discount rate to the net balance of the defined benefit obligation and the fair value of plan assets. This cost is included in employee benefit expense in the Statement of Profit and Loss. Remeasurement gains and losses arising from experience adjustments and changes in actuarial assumptions are recognised in the period in which they occur, directly in Other Comprehensive Income. They are included in retained earnings in the statement of changes in equity and in the consolidated Balance Sheet.

Defined contribution plans

Defined contribution plans are retirement benefit plans under which the Group pays fixed contributions to separate entities (funds) or financial institutions or state managed benefit schemes. The Group has no further payment obligations once the contributions have been paid. The defined contributions plans are recognised as employee benefit expense when they are due. Prepaid contributions are recognised as an asset to the extent that a cash refund or a reduction in the future payments is available.

- **Provident Fund Plan & Employee Pension Scheme**

The Group makes monthly contributions at prescribed rates towards Employees' Provident Fund/ Employees' Pension Scheme to a Fund administered and managed by the Government of India.

- **Employee State Insurance**

The Group makes prescribed monthly contributions towards Employees' State Insurance Scheme.

- **Superannuation Scheme**

The Group contributes towards a fund established by the Group to provide superannuation benefit to certain employees in terms of Group Superannuation Policies entered into by such fund with the Life Insurance Corporation of India.

- **Other defined contribution plans**

The Group, in respect of employees engaged in foreign countries, contributes towards employee benefit plans, in accordance with prevailing laws in such countries, to funds which are administered and managed by the respective government authorities

(n) Dividends

Provision is made for the amount of any dividend declared, being appropriately authorised and no longer at the discretion of the Group, on or before the end of the reporting period but not distributed by the end of the reporting period.

(o) Cash and cash equivalents

Cash and cash equivalents includes cash on hand, other short-term, highly liquid investments with original maturities of three month or less that are readily convertible into known amount of cash and which are subject to an insignificant risk of changes in value.

(p) Earnings per share

Basic earnings per share are calculated by dividing the net profit or loss for the year attributable to equity shareholders by the weighted average number of equity shares outstanding during the year.

Notes to the Consolidated Financial Statements

for the year ended March 31, 2022

For the purpose of calculating diluted earnings per share, the net profit or loss for the year attributable to equity shareholders and the weighted average number of shares outstanding during the year are adjusted for the effects of all dilutive potential equity shares.

(q) Business Combination

Acquisitions of subsidiaries and businesses are accounted for using acquisition method. The cost of an acquisition is the aggregate of the consideration transferred measured at fair value at the acquisition date and the amount of any non-controlling interest in the acquiree. For each business combination, the Group measures the non-controlling interest in the acquiree at fair value. Acquisition related costs are recognized in the statement of profit and loss as and when incurred. The acquiree's identifiable assets, liabilities, contingent liabilities that meet the condition for recognition are recognized at their fair value at the acquisition date, except certain assets and liabilities that are required to be measured as per the applicable standard. Purchase consideration in excess of the Group's interest in the acquiree's net fair value of identifiable assets, liabilities and contingent liabilities is recognized as goodwill. Excess of the Group's interest in the net fair value of the acquiree's identifiable assets, liabilities and contingent liabilities over the purchase consideration is recognized, after reassessment of fair value of net assets acquired, in the Capital Reserve as Bargain Purchase.

In a business combination achieved in stages, the Company remeasures previously held equity interest in the acquiree at its acquisition-date fair value and recognise the resulting gain or loss, if any, in profit or loss or other comprehensive income, as appropriate. Excess of the Group's interest in the net fair value of the acquiree's identifiable assets, liabilities contingent liabilities and any previous interest held over the purchase consideration is recognized, after reassessment of fair value of net assets acquired, in the Capital Reserve as Bargain Purchase.

(r) Financial assets

(i) Classification

The Group classifies its financial assets in the following measurement categories:

- those to be measured subsequently at fair value (either through Other Comprehensive Income, or through profit or loss), and
- those measured at amortised cost.

The classification depends on the Group's business model for managing the financial assets and the contractual terms of the cash flows.

For assets measured at fair value, gains and losses will either be recorded in profit or loss or Other Comprehensive Income. For assets in the nature of debt instruments, this will depend on the business model. For assets in the nature of equity instruments, this will depend on whether the Group has made an irrevocable election at the time of initial recognition to account for the equity instrument at fair value through Other Comprehensive Income.

The Group reclassifies debt instruments when and only when its business model for managing those assets changes.

(ii) Measurement

At initial recognition, the Group measures a financial asset at its fair value plus, in the case of a financial asset not measured at fair value through profit or loss, transaction costs that are directly attributable to the acquisition of the financial asset. Transaction costs of financial assets carried at fair value through profit or loss are expensed in profit or loss.

Debt instruments

Subsequent measurement of debt instruments depends on the Group's business model for managing the asset and the cash flow characteristics of the asset. There are three measurement categories into which the Group classifies its debt instruments:

- **Amortised cost:** Assets that are held for collection of contractual cash flows where those cash flows represent solely payments of principal and interest are measured at amortised cost. A gain or loss on a debt investment that is subsequently measured at amortised cost is recognised in profit or loss

Notes to the Consolidated Financial Statements

for the year ended March 31, 2022

when the asset is derecognised or impaired. Interest income from these financial assets is recognised using the effective interest rate method.

- Fair value through Other Comprehensive Income (FVTOCI):** Assets that are held for collection of contractual cash flows and for selling the financial assets, where the assets' cash flows represent solely payments of principal and interest, are measured at fair value through Other Comprehensive Income (FVTOCI). Movements in the carrying amount are taken through OCI, except for the recognition of impairment gains or losses, interest revenue and foreign exchange gains and losses which are recognised in Statement of Profit and Loss. When the financial asset is derecognised, the cumulative gain or loss previously recognised in OCI is reclassified from equity to profit or loss and recognised in other gains/(losses). Interest income from these financial assets is included in other income using the effective interest rate method.
- Fair value through profit or loss (FVTPL):** Assets that do not meet the criteria for amortised cost or FVTOCI are measured at fair value through profit or loss. A gain or loss on a debt investment that is subsequently measured at fair value through profit or loss is recognised in profit or loss and presented net in the Statement of Profit and Loss within other gains/(losses) in the period in which it arises. Interest income from these financial assets is included in other income.

Equity instruments

The Group subsequently measures all equity investments at fair value, except for equity investments in joint venture where the Group has the option to either measure it at cost or fair value. The Group has opted to measure equity investments in joint venture at cost. Where the Group's management elects to present fair value gains and losses on equity investments in Other Comprehensive Income, there is no subsequent reclassification of fair value gains and losses to

profit or loss. Dividends from such investments are recognised in profit or loss as other income when the Group's right to receive payments is established.

(iii) Impairment of financial assets

In accordance with Ind AS 109 Financial Instruments, the Group applies expected credit loss (ECL) model for measurement and recognition of impairment loss associated with its financial assets carried at amortised cost and FVTOCI debt instruments.

For trade receivables or any contractual right to receive cash or another financial asset that result from transactions that are within the scope of Ind AS 115 Revenue from contracts with customers, the Group applies simplified approach permitted by Ind AS 109 Financial Instruments, which requires expected life time losses to be recognised after initial recognition of receivables. For recognition of impairment loss on other financial assets and risk exposure, the Group determines whether there has been a significant increase in the credit risk since initial recognition. If credit risk has not increased significantly, twelve months ECL is used to provide for impairment loss. However, if credit risk has increased significantly, lifetime ECL is used. If, in a subsequent period, credit quality of the instrument improves such that there is no longer a significant increase in credit risk since initial recognition, then the entity reverts to recognising impairment loss allowance based on twelve-months ECL.

ECL represents expected credit loss resulting from all possible defaults and is the difference between all contractual cash flows that are due to the Group in accordance with the contract and all the cash flows that the entity expects to receive, discounted at the original effective interest rate. While determining cash flows, cash flows from the sale of collateral held or other credit enhancements that are integral to the contractual terms are also considered.

ECL is determined with reference to historically observed default rates over the expected life of the trade receivables and is adjusted for forward

Notes to the Consolidated Financial Statements

for the year ended March 31, 2022

looking estimates. Note 37 details how the Group determines expected credit loss.

(iv) Derecognition of financial assets

A financial asset is derecognised only when

- the Group has transferred the rights to receive cash flows from the financial asset; or
- retains the contractual rights to receive the cash flows of the financial asset, but assumes a contractual obligation to pay the cash flows to one or more recipients.

Where the Group has transferred an asset, it evaluates whether it has transferred substantially all risks and rewards of ownership of the financial asset. In such cases, the financial asset is derecognised. Where the Group has not transferred substantially all risks and rewards of ownership of the financial asset, the financial asset is not derecognised.

Where the Group has neither transferred a financial asset nor retained substantially all risks and rewards of ownership of the financial asset, the financial asset is derecognised if the Group has not retained control of the financial asset. Where the Group retains control of the financial asset, the asset is continued to be recognised to the extent of continuing involvement in the financial asset.

On derecognition of a financial asset in its entirety, the difference between the asset's carrying amount and the sum of the consideration received and receivable and the cumulative gain or loss that had been recognised in Other Comprehensive Income and accumulated in equity is recognised in profit or loss if such gain or loss would have otherwise been recognised in profit or loss on disposal of that financial asset.

On derecognition of a financial asset other than in its entirety, the Group allocates the previous carrying amount of the financial asset between the part it continues to recognise under continuing involvement, and the part it no longer recognises on the basis of the relative fair values of those parts on the date of the transfer. The difference

between the carrying amount allocated to the part that is no longer recognised and the sum of the consideration received for the part no longer recognised and any cumulative gain or loss allocated to it that had been recognised in Other Comprehensive Income is recognised in profit or loss if such gain or loss would have otherwise been recognised in profit or loss on disposal of that financial asset. A cumulative gain or loss that had been recognised in Other Comprehensive Income is allocated between the part that continues to be recognised and the part that is no longer recognised on the basis of the relative fair values of those parts.

(v) Effective interest method

The effective interest method is a method of calculating the amortised cost of a debt instrument and of allocating interest income over the relevant period. The effective interest rate is the rate that exactly discounts estimated future cash receipts through the expected life of the financial asset to the gross carrying amount of a financial asset. When calculating the effective interest rate, the Group estimates the expected cash flows by considering all the contractual terms of the financial instrument but does not consider the expected credit losses. Income is recognised on an effective interest basis for debt instruments other than those financial assets classified as at FVTPL.

(s) Financial liabilities and equity instruments

(i) Classification

Debt and equity instruments issued by the Group are classified as either financial liabilities or as equity in accordance with the substance of the contractual arrangements and the definitions of a financial liability and an equity instrument.

Equity instruments

An equity instrument is any contract that evidences a residual interest in the assets of the Group after deducting all of its liabilities.

Financial liabilities

The Group classifies its financial liabilities in the following measurement categories:

Notes to the Consolidated Financial Statements

for the year ended March 31, 2022

- those to be measured subsequently at fair value through profit or loss, and
- those measured at amortised cost.

Financial liabilities are classified as at FVTPL when the financial liability is held for trading or it is designated as at FVTPL, other financial liabilities are measured at amortised cost at the end of subsequent accounting periods.

(ii) Measurement

Equity instruments

Equity instruments issued by the Group are recognised at the proceeds received. Transaction cost of equity transactions shall be accounted for as a deduction from equity.

Financial liabilities

At initial recognition, the Group measures a financial liability at its fair value net of, in the case of a financial liability not measured at fair value through profit or loss, transaction costs that are directly attributable to the issue of the financial liability. Transaction costs of financial liability carried at fair value through profit or loss are expensed in profit or loss.

Subsequent measurement of financial liabilities depends on the classification of financial liabilities. There are two measurement categories into which the Group classifies its financial liabilities:

- **Fair value through profit or loss (FVTPL):** Financial liabilities are classified as at FVTPL when the financial liability is held for trading or it is designated as at FVTPL. Financial liabilities at FVTPL are stated at fair value, with any gains or losses arising on remeasurement recognised in profit or loss.
- **Amortised cost:** Financial liabilities that are not held-for-trading and are not designated as at FVTPL are measured at amortised cost at the end of subsequent accounting periods. The carrying amounts of financial liabilities that are subsequently measured at amortised cost are determined based on the effective interest method. Interest expense that is not capitalised as part of costs of an asset is included in the 'Finance costs' line item.

(iii) Derecognition

Equity instruments

Repurchase of the Group's own equity instruments is recognised and deducted directly in equity. No gain or loss is recognised in profit or loss on the purchase, sale, issue or cancellation of the Group's own equity instruments.

Financial liabilities

The Group derecognises financial liabilities when, and only when, the Group's obligations are discharged, cancelled or have expired. An exchange with a lender of debt instruments with substantially different terms is accounted for as an extinguishment of the original financial liability and the recognition of a new financial liability. Similarly, a substantial modification of the terms of an existing financial liability (whether or not attributable to the financial difficulty of the debtor) is accounted for as an extinguishment of the original financial liability and the recognition of a new financial liability. The difference between the carrying amount of the financial liability derecognised and the consideration paid and payable is recognised in profit or loss.

(iv) Effective interest method

The effective interest method is a method of calculating the amortised cost of a financial liability and of allocating interest expense over the relevant period. The effective interest rate is the rate that exactly discounts estimated future cash payments through the expected life of the financial liability to the gross carrying amount of a financial liability.

(v) Foreign exchange gains and losses

For financial liabilities that are denominated in a foreign currency and are measured at amortised cost at the end of each reporting period, the foreign exchange gains and losses are determined based on the amortised cost of the instruments and are recognised in 'Other income'. The fair value of financial liabilities denominated in a foreign currency is determined in that foreign currency and translated at the spot rate at the end of the reporting period.

Notes to the Consolidated Financial Statements

for the year ended March 31, 2022

(t) Offsetting financial instruments

Financial assets and liabilities are offset and the net amount is reported in the Balance Sheet where there is a legally enforceable right to offset the recognised amounts and there is an intention to settle on a net basis or realise the asset and settle the liability simultaneously. The legally enforceable right must not be contingent on future events and must be enforceable in the normal course of business and in the event of default, insolvency or bankruptcy of the Group or the counterparty.

(u) Fair value of financial instruments

Fair value measurements are categorised into Level 1, 2 or 3 based on the degree to which the inputs to the fair value measurements are observable and the significance of the inputs to the fair value measurement in its entirety, which are described as follows:

- Level 1 inputs are quoted prices (unadjusted) in active markets for identical assets or liabilities that the Group can access at the measurement date;
- Level 2 inputs are inputs, other than quoted prices included within Level 1, that are observable for the asset or liability, either directly or indirectly; and
- Level 3 inputs are unobservable inputs for the asset or liability.

(v) Derivative financial instruments and hedge accounting

The Group uses derivative financial instruments i.e. forward currency contracts to hedge its foreign currency risks. These derivative financial instruments are initially recognised at fair value on the date on which a derivative contract is entered into and are subsequently re-measured at fair value. Derivatives are carried as financial assets when the fair value is positive and as financial liabilities when the fair value is negative.

For the purpose of hedge accounting, the Group has classified hedges as Cash flow hedges wherein it hedges the exposure to the variability in cash flows that is either attributable to a particular risk associated with a recognised asset or liability or a highly probable forecast transaction or the foreign currency risk in an unrecognised firm commitment.

At the inception of a hedge relationship, the Group formally designates and documents the hedge relationship to which the Group contemplates to apply hedge accounting and the risk management objective and strategy for undertaking the hedge in compliance with Group's hedge policy. The documentation includes the Group's risk management objective and strategy for undertaking hedge, the hedging/ economic relationship, the hedged item or transaction, the nature of the risk being hedged, hedge ratio and how the entity will assess the effectiveness of changes in the hedging instrument's fair value in offsetting the exposure to changes in the hedged item's fair value or cash flows attributable to the hedged risk. Such hedges are expected to be highly effective in achieving offsetting changes in fair value or cash flows and are assessed on an ongoing basis to determine that they actually have been highly effective throughout the financial reporting periods for which they were designated. Any hedge ineffectiveness is calculated and accounted for in Statement of profit or loss at the time of hedge relationship rebalancing.

The effective portion of changes in the fair value of the hedging instruments is recognised in Other Comprehensive Income and accumulated in the cash flow hedging reserve. Such amounts are reclassified in to the profit or loss when the related hedge items affect profit or loss, such as when the hedged financial income or financial expense is recognised or when a forecast sale occurs. When the hedged item is the cost of a non-financial asset or non-financial liability, the amounts recognised as OCI are transferred to the initial carrying amount of the non-financial asset or liability.

Any ineffective portion of changes in the fair value of the derivative or if the hedging instrument no longer meets the criteria for hedge accounting, is recognised immediately in profit or loss. If the hedging relationship ceases to meet the effectiveness conditions, hedge accounting is discontinued and the related gain or loss is held in cash flow hedging reserve until the forecast transaction occurs.

Notes to the Consolidated Financial Statements

for the year ended March 31, 2022

(w) Recent pronouncements

Ministry of Corporate Affairs (“MCA”), vide notification dated March 23, 2022, has made the following amendment to Ind AS which are effective from 1st April 2022

- i. Ind AS 103 – Reference to conceptual framework
- ii. Ind AS 109 -Annual improvement to Ind AS (2021)
- iii. Ind AS 37 – Onerous Contract – Cost of Fulfilling a contract
- iv. Ind AS 16 - Proceeds before intended use.

Based on the preliminary assessment, the Group does not expect these amendments to have any significant impact on its financial statements.

Note 2: Critical accounting judgements and key sources of estimation uncertainty

The preparation of consolidated financial statements requires the use of accounting estimates which, by definition, will seldom equal the actual results. Management also needs to exercise judgement in applying the Group’s accounting policies.

This note provides an overview of the areas that involved a higher degree of judgement or complexity, and of items which are more likely to be materially adjusted due to estimates and assumptions turning out to be different than those originally assessed.

Estimates and judgements are continually evaluated. They are based on historical experience and other factors, including expectations of future events that may have a financial impact on the Group and that are believed to be reasonable under the circumstances.

(a) Key sources of estimation uncertainty

The following are the key assumptions concerning the future, and other key sources of estimation uncertainty at the end of the reporting period that may have a significant risk of causing a material adjustment to the carrying amounts of assets and liabilities within the next financial year.

(i) Write –downs of Inventory

The Group write-downs the inventories to net realisable value on account of obsolete and slow-moving inventories, which is recognised on

case to case basis based on the management’s assessment.

The Group uses following significant judgements to ascertain value for write-downs of inventories to net realisable:

- a) nature of inventories mainly comprise of iron, steel, forging and casting which are non-perishable in nature;
- b) probability of decrease in the realisable value of slow moving inventory due to obsolesce or not having an alternative use is low considering the fact that these can also be used after necessary engineering modification;
- c) maintaining appropriate inventory levels for after sales services considering the long useful life of the product.

(ii) Employee benefit plans

The cost of the defined benefit plans and other long term employee benefits and the present value of the obligation thereon are determined using actuarial valuations. An actuarial valuation involves making various assumptions that may differ from actual developments in the future. These include the determination of the discount rate, future salary increases, attrition and mortality rates. Due to the complexities involved in the valuation and its long-term nature, obligation amount is highly sensitive to changes in these assumptions.

The parameter most subject to change is the discount rate. In determining the appropriate discount rate for plans, the management considers the interest rates of government bonds. Future salary increases are based on expected future inflation rates and expected salary trends in the industry. Attrition rates are considered based on past observable data on employees leaving the services of the Group. The mortality rate is based on publicly available mortality tables. Those mortality tables tend to change only at interval in response to demographic changes. See note 34 for further disclosures.

Notes to the Consolidated Financial Statements

for the year ended March 31, 2022

(iii) Provision for warranty claims

The Group, in the usual course of sale of its products, gives warranties on certain products and services, undertaking to repair or replace the items that fail to perform satisfactorily during the specified warranty period. Provisions made represent the amount of expected cost of meeting such obligations of rectifications / replacements based on best estimate considering the historical warranty claim information and any recent trends that may suggest future claims could differ from historical amounts. The assumptions made in relation to the current period are consistent with those in the prior years.

(iv) Provision for liquidated damages

It represents the potential liability which may arise from contractual obligation towards customers with respect to matters relating to delivery and performance of the Group's products. The provision represents the amount estimated to meet the cost of such obligations based on best estimate considering the historical trends, merits of the case and apportionment of delays between the contracting parties.

(v) Provision for litigations and contingencies

The provision for litigations and contingencies are determined based on evaluation made by the management of the present obligation arising from past events the settlement of which is expected to result in outflow of resources embodying economic benefits, which involves judgements around estimating the ultimate outcome of such past events and measurement of the obligation amount.

(vi) Useful life and residual value of plant, property and equipment and intangible assets

The useful life and residual value of plant, property and equipment and intangible assets are determined based on technical evaluation made by the management of the expected usage of the asset, the physical wear and tear and technical or commercial obsolescence of the asset. Due to the judgements involved in such estimations, the useful life and residual value are sensitive to the actual usage in future period.

Notes to the Consolidated Financial Statements

for the year ended March 31, 2022

Note 3: Property, plant and equipment and capital work-in-progress

	Property, plant and equipment										Capital work-in-progress (Note v)
	Freehold land	Leasehold land	Buildings	Plant and equipment	Office equipment	Furniture and fixtures	Vehicles	Computers	Right of use assets (Note iv)	Total	
(₹ in Million)											
Year ended March 31, 2021											
Gross carrying amount											
Opening gross carrying amount	36.42	388.65	1,174.49	1,320.69	27.05	62.50	55.46	53.80	34.01	3,153.07	63.72
Additions	-	-	113.18	66.59	9.98	1.14	1.31	1.14	4.61	197.95	110.51
Disposals	-	-	-	-	-	-	(3.62)	-	(4.97)	(8.59)	-
Transfer	-	-	-	-	-	-	-	-	-	-	(174.23)
Closing gross carrying amount	36.42	388.65	1,287.67	1,387.28	37.03	63.64	53.15	54.94	33.65	3,342.43	-
Accumulated depreciation											
Opening accumulated depreciation	-	-	134.07	478.59	16.90	27.15	23.26	39.48	7.13	726.58	-
Depreciation charge during the year	-	-	39.27	114.85	4.96	5.02	5.08	5.71	5.95	180.84	-
Disposals	-	-	-	-	-	-	(1.95)	-	(2.77)	(4.72)	-
Closing accumulated depreciation	-	-	173.34	593.44	21.86	32.17	26.39	45.19	10.31	902.70	-
Net carrying amount	36.42	388.65	1,114.33	793.84	15.17	31.47	26.76	9.75	23.34	2,439.73	-
Year ended March 31, 2022											
Gross carrying amount											
Opening gross carrying amount	36.42	388.65	1,287.67	1,387.28	37.03	63.64	53.15	54.94	33.65	3,342.43	-
Additions	-	-	9.99	30.43	3.50	0.40	20.62	4.66	-	69.60	32.52
On account of business combination (refer note 48)	-	-	-	52.77	0.47	2.39	2.35	1.37	-	59.35	-
Disposals	-	-	(2.93)	-	-	(0.75)	(19.19)	-	-	(22.87)	-
Other adjustments	-	-	-	(0.40)	0.32	0.14	0.18	0.54	0.06	0.84	-
Closing gross carrying amount	36.42	388.65	1,294.73	1,470.08	41.32	65.82	57.11	61.51	33.71	3,449.35	32.52
Accumulated depreciation											
Opening accumulated depreciation	-	-	173.34	593.44	21.86	32.17	26.39	45.19	10.31	902.70	-
Depreciation charge during the year	-	-	43.10	108.07	5.98	4.61	5.24	5.50	6.21	178.71	-
Disposals	-	-	(0.72)	(0.94)	-	(0.26)	(8.51)	-	-	(10.43)	-
Other adjustments	-	-	-	-	(0.60)	-	0.12	0.49	0.02	0.03	-
Closing accumulated depreciation	-	-	215.72	700.57	27.24	36.52	23.24	51.18	16.54	1,071.01	-
Net carrying amount	36.42	388.65	1,079.01	769.51	14.08	29.30	33.87	10.33	17.17	2,378.34	32.52

Notes to the Consolidated Financial Statements

for the year ended March 31, 2022

Notes:

(i) Leased assets

The leasehold land above represents land at Sompura, acquired by the Group during financial year 2014-15 from Karnataka Industrial Areas Development Board, on a lease-cum-sale basis. The land is under lease for initial period of ten years thereafter the ownership of the land will be transferred in favour of the Group [refer note 41(i)].

(ii) Restrictions on property, plant and equipment

Refer note 14 and 16 for information on charges created on property, plant and equipment.

(iii) Contractual commitments

Refer note 42 for disclosure of contractual commitments for the acquisition of property, plant and equipment.

(iv) Right of use assets

Right of use assets represents certain office premises, office equipment and vehicles taken on lease and has been accounted in accordance with Ind AS 116 ("Leases") [Refer note 41 (ii)]

(v) Capital work-in-progress

Capital work-in-progress mainly comprises of extension of factory building at Somapura manufacturing facility which is under progress aged within 1 year.

Note 4: Intangible assets

(₹ in Million)

	Computer software	Website	Design and drawings	Customer relationships	Customer contract	Total
Year ended March 31, 2021						
Gross carrying amount						
Opening gross carrying amount	109.50	1.42	46.20	-	-	157.12
Additions	21.78	0.51	-	-	-	22.29
Other adjustments	-	-	-	-	-	-
Closing gross carrying amount	131.28	1.93	46.20	-	-	179.41
Accumulated amortisation						
Opening accumulated amortisation	79.94	1.42	37.27	-	-	118.63
Amortisation charge for the year	18.53	0.13	2.58	-	-	21.24
Closing accumulated amortisation	98.47	1.55	39.85	-	-	139.87
Closing net carrying amount	32.81	0.38	6.35	-	-	39.54
Year ended March 31, 2022						
Gross carrying amount						
Opening gross carrying amount	131.28	1.93	46.20	-	-	179.41
Additions	15.92	-	-	-	-	15.92
On account of business combination (refer note 48)	0.08	-	-	18.46	3.53	22.07
Other adjustments	(0.04)	-	-	(0.25)	-	(0.29)
Closing gross carrying amount	147.24	1.93	46.20	18.21	3.53	217.11
Accumulated amortisation						
Opening accumulated amortisation	98.47	1.55	39.85	-	-	139.87
Amortisation charge for the year	21.71	0.17	2.23	-	-	24.11
Closing accumulated amortisation	120.18	1.72	42.08	-	-	163.98
Closing net carrying amount	27.06	0.21	4.12	18.21	3.53	53.13

Notes to the Consolidated Financial Statements

for the year ended March 31, 2022

Note 5: Investments

(a) Investments accounted for using the equity method

(₹ in Million)

	31-Mar-22	31-Mar-21
At cost		
Unquoted investments (fully paid-up)		
Investments in equity instruments		
- of joint venture		
16,000,000 (March 31, 2021: 8,000,001) Equity shares of ₹ 10/- each of Triveni Energy Solutions Limited* (formerly known as GE Triveni Limited) (refer note 39(ii))	-	281.65
*Ceased to be joint venture and became wholly owned subsidiary w.e.f September 06, 2021 (refer note 44)		
Total investments accounted for using the equity method	-	281.65
Total investments accounted for using the equity method	-	281.65
Aggregate amount of quoted investments and market value thereof	-	-
Aggregate amount of unquoted investments	-	281.65
Aggregate amount of impairment in the value of investments	-	-

(b) Current investments

(₹ in Million)

	31-Mar-22	31-Mar-21
Unquoted investments		
Investments in mutual funds at fair value through profit or loss:	4,545.36	2,639.31
Deposits with financial institutions at amortised cost	230.00	40.00
Total current investments	4,775.36	2,679.31
Aggregate amount of quoted investments and market value thereof	-	-
Aggregate amount of unquoted investments	4,775.36	2,679.31
Aggregate amount of impairment in the value of investments	-	-

Note 6: Trade receivables

(₹ in Million)

	31-Mar-22		31-Mar-21	
	Current	Non-current	Current	Non-current
Trade receivables (at amortised cost)	1,102.22	-	826.39	11.38
Less: Allowance for bad and doubtful debts	(87.40)	-	(55.12)	(11.38)
Total trade receivables	1,014.82	-	771.27	-
Trade receivables				
Secured, considered good	121.70	-	211.10	-
Unsecured, considered good	893.12	-	560.17	-
Trade receivables which have significant increase in credit Risk	22.61	-	12.79	-
Trade receivables - credit impaired	64.79	-	42.33	11.38
	1,014.82	-	826.39	11.38

Notes to the Consolidated Financial Statements

for the year ended March 31, 2022

(₹ in Million)

	31-Mar-22		31-Mar-21	
	Current	Non-current	Current	Non-current
Impairment allowance (allowance for bad and doubtful debts)				
Trade receivables which have significant increase in credit Risk	22.61	-	12.79	-
Trade receivables - credit impaired	64.79	-	42.33	11.38
	87.40	-	55.12	11.38

(i) Ageing analysis of trade receivables*

(₹ in Million)

Trade receivables	31-Mar-22					
	Outstanding for following periods from due date of Payment					
	Less than 6 months	6 months - 1 year	1-2 years	2-3 years	More than 3 years	Total
Undisputed						
- Considered good	835.59	53.86	35.34	36.38	76.26	1,037.43
- Considered doubtful	0.84	1.52	8.71	20.52	21.31	52.90
Disputed						
- Considered good	-	-	-	-	-	-
- Considered doubtful	-	-	-	1.27	10.62	11.89
Total (A)	836.43	55.38	44.05	58.17	108.19	1,102.22
Allowance for receivables credit impaired						64.79
Allowance for expected credit loss						22.61
Total (B)						87.40
Total (A-B)						1,014.82

Trade receivables	31-Mar-21					
	Outstanding for following periods from due date of Payment					
	Less than 6 months	6 months - 1 year	1-2 years	2-3 years	More than 3 years	Total
Undisputed						
- Considered good	352.48	76.20	170.37	37.27	147.74	784.06
- Considered doubtful	-	-	7.88	3.29	30.65	41.82
Disputed						
- Considered good	-	-	-	-	-	-
- Considered doubtful	-	-	-	1.27	10.62	11.89
Total (A)	352.48	76.20	178.25	41.83	189.01	837.77
Allowance for receivables credit impaired						53.71
Allowance for expected credit loss						12.79
Total (B)						66.50
Total (A-B)						771.27

*Includes retention money held back by the customers.

Notes to the Consolidated Financial Statements

for the year ended March 31, 2022

(ii) Refer note 37 for disclosures related to credit risk, impairment of trade receivables under expected credit loss model and related disclosures.

(iii) Reconciliation of loss allowance provision on trade receivables:

(₹ in Million)

	31-Mar-22	31-Mar-21
Balance at beginning of the year	66.50	53.20
Additional provisions recognised	35.15	26.01
Addition on account of business combination (refer note 48)	20.52	-
Amounts used during the year	(10.54)	(12.21)
Unused amounts reversed during the year	(24.23)	(0.50)
Balance at the end of the year	87.40	66.50

Note 7: Loans

(₹ in Million)

	31-Mar-22		31-Mar-21	
	Current	Non- current	Current	Non- current
Unsecured, considered good (at amortised cost)				
Loan to employees	0.17	-	0.02	-
Total loans	0.17	-	0.02	-

Note 8: Other financial assets

(₹ in Million)

	31-Mar-22		31-Mar-21	
	Current	Non- current	Current	Non- current
At amortised cost				
Security deposits	1.15	9.04	0.34	8.94
Earnest money deposits	7.50	-	7.35	-
Interest accrued on bank deposits	49.24	-	3.97	-
Bank deposits maturing beyond 12 months	-	79.60	-	-
Amount recoverable from banks (related to hedging transactions)	0.24	-	0.79	-
Contract assets (refer note 47)*	14.37	-	54.14	-
Total other financial assets at amortised cost [A]	72.50	88.64	66.59	8.94
At fair value through Other Comprehensive Income (OCI)				
Derivatives financial instruments carried at fair value				
- Foreign-exchange forward contracts	11.64	-	11.94	-
Total other financial assets at fair value through OCI [B]	11.64	-	11.94	-
Total other financial assets ([A]+[B])	84.14	88.64	78.53	8.94

*All contract assets are aged within 1 year.

Notes to the Consolidated Financial Statements

for the year ended March 31, 2022

Note 9: Other assets

(₹ in Million)

	31-Mar-22		31-Mar-21	
	Current	Non- current	Current	Non- current
Capital advances	-	40.34	-	0.84
Advances to suppliers				
Considered good	138.04	-	64.50	-
Considered doubtful	7.60	-	6.90	-
	145.64	-	71.40	-
Less: Provision for doubtful advances	(7.60)	-	(6.90)	-
	138.04	-	64.50	-
Indirect tax and duties recoverable				
Considered good	193.42	-	189.99	1.80
Considered doubtful	-	7.43	-	7.99
	193.42	7.43	189.99	9.79
Less: Provision for doubtful indirect tax & duties recoverable	-	(7.43)	-	(7.99)
	193.42	-	189.99	1.80
Export incentives receivable				
Considered good	55.00	-	10.58	-
Considered doubtful	-	14.15	-	12.34
	55.00	14.15	10.58	12.34
Less: Provision for export incentive receivable	-	(14.15)	-	(12.34)
	55.00	-	10.58	-
Prepaid expenses	46.82	2.33	34.70	1.80
Due from customers (Turbine extended scope turnkey project revenue adjustment)	-	-	6.21	-
Gratuity fund receivable (refer note 34)	-	-	1.50	-
Total other assets	433.28	42.67	307.48	4.44

Note 10: Inventories

(₹ in Million)

	31-Mar-22	31-Mar-21
Raw materials and components [includes stock in transit ₹ 14.34 Million (March 31, 2021: ₹ 2.76 Million)]	754.86	653.95
Less: Allowance for non moving inventories	(136.14)	(42.45)
Work-in-progress	809.55	776.67
Less: Allowance for non moving inventories	(31.30)	(21.27)
Finished goods [includes stock in transit ₹ 202.35 Million (March 31, 2021: ₹ 216.72 Million)]	219.90	229.32
Others - scrap and low value patterns	0.02	0.01
Total inventories	1,616.89	1,596.23

(i) The cost of inventories recognised as an expense during the year was ₹ 5,473.78 Million (March 31, 2021: ₹ 4,285.31 Million)

(ii) The mode of valuation of inventories has been stated in note 1(k).

Notes to the Consolidated Financial Statements

for the year ended March 31, 2022

- (iii) In view of the order-to-dispatch cycle being normally around twelve months, most of the inventories held are expected to be utilized during the next twelve months. However, there may be some exceptions on account of unanticipated cases where the dispatch is held up due to reasons attributable to the customers, slow movement in spares and advance manufacture in anticipation of orders. Accordingly, the same has been considered as current.
- (iv) Refer note 16(i) for information on charges created on inventories.
- (v) For write-downs of inventories to net realisable value on account of obsolescence and slow moving items refer note 30 and 44.

Note 11: Cash and bank balances

(a) Cash and cash equivalents

(₹ in Million)

	31-Mar-22	31-Mar-21
At amortised cost		
Balances with banks		
- in current accounts	324.96	370.41
Cash on hand	0.39	0.12
Total cash and cash equivalents	325.35	370.53

(b) Bank balances other than cash and cash equivalents

(₹ in Million)

	31-Mar-22	31-Mar-21
At amortised cost		
Balances with banks		
- Deposits with maturity with less than 12 months	2,404.19	792.75
Earmarked balances with banks		
- unpaid dividend account	1.24	1.09
Total other bank balances	2,405.43	793.84

Note 12: Equity share capital

	31-Mar-22		31-Mar-21	
	Number of shares	Amount (₹ in Million)	Number of shares	Amount (₹ in Million)
AUTHORISED				
Equity shares of ₹ 1 each	450,000,000	450.00	450,000,000	450.00
8% Cumulative Redeemable Preference Shares of ₹ 10 each	5,000,000	50.00	5,000,000	50.00
		500.00		500.00
ISSUED, SUBSCRIBED AND FULLY PAID UP				
Equity shares of ₹ 1 each	323,305,484	323.30	323,305,484	323.30

Notes to the Consolidated Financial Statements

for the year ended March 31, 2022

(i) Movements in equity share capital

	Number of shares	Amount (₹ in Million)
As at April 1, 2020	323,305,484	323.30
Movement during the year	-	-
As at March 31, 2021	323,305,484	323.30
Movement during the year	-	-
As at March 31, 2022	323,305,484	323.30

Terms and rights attached to equity shares

The Company has only one class of equity shares with a par value of ₹ 1/- per share. Each holder of equity shares is entitled to one vote per share. The Company declares and pays dividends in Indian rupees. The dividend proposed by the Board of Directors is subject to the approval of the shareholders in the ensuing Annual General Meeting.

In the event of liquidation of the Company, the holders of equity shares are entitled to receive the remaining assets of the Company, after meeting all liabilities and distribution of all preferential amounts, in proportion to their shareholding.

(ii) Details of shareholders holding more than 5% shares in the Company

	31-Mar-22		31-Mar-21	
	Number of shares	% holding	Number of shares	% holding
Triveni Engineering & Industries Limited	70,627,980	21.85	70,627,980	21.85
Dhruv M. Sawhney	23,386,813	7.23	23,386,813	7.23
Nalanda India Fund Limited	18,170,454	5.62	18,170,454	5.62
Subhadra Trade & Finance Limited	86,929,264	26.89	86,929,264	26.89
Nippon Life India Trustee Limited	16,874,500	5.22	20,522,403	6.35
SBI Mutual Fund	20,561,470	6.36	20,086,681	6.21

(iii) Details of shares held by promoters in the Company

Sr. No.	Name of the promoter	31-Mar-22			31-Mar-21		
		Number of shares	% holding	% change	Number of shares	% holding	% change
1	Mr. Dhruv M. Sawhney	23,386,813	7.23	-	23,386,813	7.23	-
3	Mr. Tarun Sawhney	13,972,088	4.32	-	13,972,088	4.32	-
4	Mr. Nikhil Sawhney	14,760,246	4.57	-	14,760,246	4.57	-
2	Mrs. Rati Sawhney	5,838,707	1.81	-	5,838,707	1.81	-
5	Manmohan Sawhney (HUF)	3,603,229	1.11	-	3,603,229	1.11	-
6	Mrs. Tarana Sawhney	24,484	0.01	-	24,484	0.01	-
7	Triveni Engineering & Industries Ltd.	70,627,980	21.85	-	70,627,980	21.85	-
8	Subhadra Trade & Finance Limited	86,929,264	26.89	-	86,929,264	26.89	-
		219,142,811	67.78	-	219,142,811	67.78	-

Notes to the Consolidated Financial Statements

for the year ended March 31, 2022

(iv) Aggregate number of bonus shares issued, shares issued for consideration other than cash and shares bought back during the period of five years immediately preceding the reporting date

- The Company has not issued any bonus shares during five years immediately preceding March 31, 2022. Further, the Company has not issued any shares for consideration other than cash during five years immediately preceding March 31, 2022.
- The Company had bought back 6,666,666 equity shares of ₹ 1 each during the year ended March 31, 2019 from the shareholders of the Company.

Note 13: Other equity

(₹ in Million)

	31-Mar-22	31-Mar-21
Capital redemption reserve	34.67	34.67
Retained earnings	7,987.62	5,999.80
Cash flow hedging reserve	12.32	5.59
Foreign currency translation reserve	17.07	12.43
Capital reserve	190.71	-
Total other equity	8,242.39	6,052.49

(i) Capital redemption reserve

(₹ in Million)

	31-Mar-22	31-Mar-21
Opening balance	34.67	34.67
Add: Movement during the year	-	-
Closing balance	34.67	34.67

Capital Redemption Reserve of ₹ 28.00 Million was created consequent to redemption of preference share capital, as required under the provisions of the Companies Act, 1956 and Capital Redemption Reserve of ₹ 6.67 Million was created during the year ended March 31, 2019 on account of buy-back of equity shares. This reserve shall be utilised in accordance with the provisions of Companies Act, 2013.

(ii) Retained earnings

(₹ in Million)

	31-Mar-22	31-Mar-21
Opening balance	5,999.80	4,964.09
Net profit for the year	2,701.86	1,024.64
Other comprehensive income arising from the remeasurement of defined benefit obligation net of income tax	(2.77)	11.07
Dividend paid	(711.27)	-
Closing balance	7,987.62	5,999.80

- It represents undistributed profits of the Group which can be distributed by the Group to its equity shareholders in accordance with the requirements of the Companies Act, 2013.
- As required under Schedule III (Division II) to the Companies Act, 2013, the Group has recognised remeasurement of defined benefit plans (net of tax) as part of retained earnings.

Notes to the Consolidated Financial Statements

for the year ended March 31, 2022

(c) Details of dividend distributions declared and proposed:

(₹ in Million)

	31-Mar-22	31-Mar-21
Cash dividends on equity shares declared and paid (Also refer note 18)		
Final dividend: 120% (₹ 1.20 per equity share of ₹ 1/- each) for the year March 31, 2021 [March 31, 2021: Nil (₹ Nil per equity share of ₹ 1/- each)]	387.97	-
Interim dividend: 40% (₹ 0.40 per equity share of ₹ 1/- each) for the year ended March 31, 2022 [March 31, 2021: Nil (₹ Nil per equity share of ₹ 1/- each)]	129.32	-
1 st Special dividend: 60% (₹ 0.60 per equity share of ₹ 1/- each) for the year ended March 31, 2022 [March 31, 2021: Nil (₹ Nil per equity share of ₹ 1/- each)]	193.98	-
Total cash dividends on equity shares declared and paid	711.27	-
Proposed dividend on equity shares:		
Final dividend: 85% (₹ 0.85 per equity share of ₹ 1/- each) for the year ended March 31, 2022 [March 31, 2021: 120% (₹ 1.20 per equity share of ₹ 1/- each)]	274.81	387.96
2 nd Special dividend: 70% (₹ 0.70 per equity share of ₹ 1/- each) for the year ended March 31, 2022 [March 31, 2021: Nil (₹ Nil per equity share of ₹ 1/- each)]	226.31	-
Total proposed dividend on equity shares	501.12	387.96

Proposed dividend on equity shares as on March 31, 2022 is subject to approval by shareholders at the Annual General Meeting and has not been included as a liability in these financial statements. The proposed equity dividend is payable to all holders of fully paid equity shares.

(iii) Cash flow hedging reserve

(₹ in Million)

	31-Mar-22	31-Mar-21
Opening balance	5.59	(33.46)
Other comprehensive gain arising from effective portion of loss on designated portion of hedging instruments in a cash flow hedge	8.99	52.18
Income tax on above	(2.26)	(13.13)
Closing balance	12.32	5.59

The Group uses hedging instruments as a part of its management of foreign currency risk associated with its highly probable forecast sale. For hedging foreign currency risk, the Group uses foreign currency forward contracts which are designated as cash flow hedge. To the extent, these hedge are effective, the changes in fair value of hedging instruments is recognised in the cash flow hedging reserve. Amount recognised in the cash flow hedging reserve is reclassified in profit and loss when hedge items effects profit or loss i.e. sales.

(iv) Foreign currency translation reserve

(₹ in Million)

	31-Mar-22	31-Mar-21
Opening balance	12.43	13.18
Exchange differences arising on translating the foreign operations	4.64	(0.75)
Closing balance	17.07	12.43

Exchange differences relating to the translation of the foreign operations are recognised in other comprehensive income and accumulated in the foreign currency translation reserve. The cumulative amount is reclassified to profit or loss when the net investment is disposed-off.

Notes to the Consolidated Financial Statements

for the year ended March 31, 2022

(v) Capital reserve

(₹ in Million)

	31-Mar-22	31-Mar-21
Opening balance	-	-
Gain on bargain purchase (refer note 48)	190.71	-
Closing balance	190.71	-

Capital reserve of ₹ 190.71 million represents excess of fair value of net assets acquired on proportionate basis over consideration paid on purchase of balance shareholding of Triveni Energy Solutions Limited (formerly known as GE Triveni Limited) from existing shareholder. This reserve shall be utilised in accordance with the provisions of Companies Act, 2013. (refer note 44)

Note 14: Non-current borrowings

(₹ in Million)

	31-Mar-22		31-Mar-21	
	Current	Non- current	Current	Non- current
Secured- at amortised cost				
Term loans				
- from other parties	-	-	9.56	-
- from Bank	1.46	-	-	-
	1.46	-	9.56	-
Less: Amount disclosed under the head "Current borrowings" (refer note 16)	(1.46)	-	(9.56)	-
Total non-current borrowings	-	-	-	-

Term loans from other parties represents vehicles loan which are secured by hypothecation of vehicles. These loans carried interest @ 8.90% p.a. The loans were repayable in 23 monthly instalments of ₹ 0.26 Million each and a bullet repayment of ₹ 7.91 Million at the end of tenor of the loan which has been repaid in full in Jan' 22.

Term loans from bank acquired on account of business combination (refer note 48) represents vehicles loan which are secured by hypothecation of vehicles. These loans carried interest @ 11% p.a. The loans is repayable in 48 monthly instalments of ₹ 0.12 million each.

Note 15: Provisions

(₹ in Million)

	31-Mar-22		31-Mar-21	
	Current	Non- current	Current	Non- current
Provision for employee benefits				
Gratuity (refer note 34)	-	27.88	-	14.03
Compensated absences	33.93	-	30.66	-
Employee retention bonus	5.13	5.74	8.77	2.69
Other provisions				
Warranty	77.90	38.70	57.34	27.15
Liquidated damages	55.86	-	30.54	-
Total provisions	172.82	72.32	127.31	43.87

Notes to the Consolidated Financial Statements

for the year ended March 31, 2022

(i) Information about individual provisions and significant estimates

(a) Compensated absences:

Compensated absences comprises earned leaves and sick leaves, the liabilities of which are not expected to be settled wholly within twelve months after the end of the period in which the employees render the related service. They are therefore measured as the present value of expected future payments to be made in respect of services provided by employees up to the end of the reporting period using the projected unit credit method, with actuarial valuations being carried out at the end of each annual reporting period. The Group presents the compensated absences as a current liability in the Balance Sheet wherever it does not have an unconditional right to defer its settlement beyond twelve months after the reporting date.

(b) Employee retention bonus:

The Group, as a part of retention policy, pays retention bonus to certain employees after completion of specified period of service. The timing of the outflows is expected to be within a period of five years. They are therefore measured as the present value of expected future payments, with management best estimates.

(c) Warranty:

The Group, in the usual course of sale of its products, gives warranties on certain products and services, undertaking to repair or replace the items that fail to perform satisfactorily during the specified warranty period. Provisions made represent the amount of expected cost of meeting such obligations of rectifications / replacements based on best estimate considering the historical warranty claim information and any recent trends that may suggest future claims could differ from historical amounts.

(d) Liquidated damages:

Represents the provision on account of contractual obligation towards customers in respect of certain products for matters relating to delivery and performance. The provision represents the amount estimated to meet the cost of such obligations based on best estimate considering the historical liquidated damages claim information and any recent trends that may suggest future claims could differ from historical amounts.

(ii) Movement in other provisions

Movement in each class of other provisions during the financial year, are set out below:

(₹ in Million)

	Warranty	Liquidated damages
Balance as at April 1, 2020	107.93	25.48
Additional provisions recognised	62.51	19.58
Amounts used during the year	(55.27)	(5.23)
Unused amounts reversed during the year	(30.68)	(9.29)
Balance as at March 31, 2021	84.49	30.54
Additional provisions recognised	76.81	41.31
Addition on account of Business Combination (Refer Note 48)	28.94	-
Amounts used during the year	(49.44)	(9.54)
Unused amounts reversed during the year	(24.20)	(6.45)
Balance as at March 31, 2022	116.60	55.86

Notes to the Consolidated Financial Statements

for the year ended March 31, 2022

Note 16: Current borrowings

(₹ in Million)

	31-Mar-22	31-Mar-21
Secured- at amortised cost		
Repayable on demand		
- Cash credits from banks#	-	-
Current maturities of long-term borrowings (refer note 14)	1.46	9.56
Total current borrowings	1.46	9.56

As at March 31, 2022 and March 31, 2021 cash credit has a favourable bank balances, hence the same has been disclosed under cash and cash equivalent.

- (i) Cash credit from banks is secured by hypothecation of entire current assets inclusive of stock-in-trade, raw materials, stores and spares, work-in-progress and trade receivables and a second charge on entire movable fixed assets of the Company and immovable fixed assets situated at Peenya Industrial Area, Bengaluru both present and future on a pari-passu basis. Interest rates ranges from 7.75% to 8.05% per annum for the year ended March 31, 2022 (March 31, 2021: 7.40% to 8.90%)
- (ii) In respect of working capital facilities sanctioned by a bank to the wholly owned subsidiary M/s Triveni Energy Solutions Limited (TESL) (formerly known as GE Triveni Ltd), the Company had given an undertaking not to dispose of its investments in the equity shares of TESL aggregating to ₹ 80.00 Million during the tenure of the facilities. This undertaking has been withdrawn by the Company and extinguished by the Bank during the year ended March 31, 2022.

Note 17: Trade payables

(₹ in Million)

	31-Mar-22	31-Mar-21
Trade payables		
- Total outstanding dues of micro enterprises and small enterprises (refer note 45)	131.10	111.81
- Total outstanding dues of creditors other than micro enterprises and small enterprises	959.50	633.06
Total trade payables	1,090.60	744.87

- (i) Ageing analysis of trade payable

(₹ in Million)

Trade Payables	March 31, 2022				
	Outstanding for the following periods from due date of payment				
	Less than 1 year	1-2 years	2-3 years	More than 3 years	Total
Undisputed					
- Dues of micro enterprises and small enterprises	131.10	-	-	-	131.10
- Dues of other than micro enterprises and small enterprises	702.08	4.20	4.04	51.07	761.39
Disputed					
- Dues of micro enterprises and small enterprises	-	-	-	-	-
- Dues of other than micro enterprises and small enterprises	-	-	-	11.15	11.15
Unbilled dues					
	186.96	-	-	-	186.96
	1,020.14	4.20	4.04	62.22	1,090.60

Notes to the Consolidated Financial Statements

for the year ended March 31, 2022

(₹ in Million)

Trade Payables	March 31, 2021				
	Outstanding for the following periods from due date of payment				
	Less than 1 year	1-2 years	2-3 years	More than 3 years	Total
Undisputed					
- Dues of micro enterprises and small enterprises	111.81	-	-	-	111.81
- Dues of other than micro enterprises and small enterprises	444.90	4.39	2.30	33.21	484.80
Disputed					
- Dues of micro enterprises and small enterprises	-	-	-	-	-
- Dues of other than micro enterprises and small enterprises	-	-	-	11.15	11.15
Unbilled dues	137.11	-	-	-	137.11
	693.82	4.39	2.30	44.36	744.87

Note 18: Other financial liabilities

(₹ in Million)

	31-Mar-22	31-Mar-21
At amortised cost		
Interest accrued	-	0.07
Capital creditors	17.30	24.70
Employee benefits and other dues payable	219.58	200.46
Unpaid dividends (see (i) below)	1.24	1.09
Total other financial liabilities	238.12	226.32

(i) There are no amounts as at the end of the year which are due and outstanding to be credited to the Investors Education and Protection Fund.

Note 19: Other current liabilities

(₹ in Million)

	31-Mar-22	31-Mar-21
Advance from customers	2,885.12	1,681.09
Deferred income	75.57	43.86
Amount due to customers (Turbine extended scope turnkey project revenue adjustment)	4.78	-
Statutory remittances	35.95	30.61
Total other liabilities	3,001.42	1,755.56

Note 20: Income tax balances

(₹ in Million)

	31-Mar-22		31-Mar-21	
	Current	Non-current	Current	Non-current
Income tax assets				
Tax refund receivable (net)	-	60.20	-	37.41
	-	60.20	-	37.41
Income tax liabilities				
Provision for income tax (net)	142.71	-	57.89	-
	142.71	-	57.89	-

Notes to the Consolidated Financial Statements

for the year ended March 31, 2022

Note 21: Deferred tax balances

(₹ in Million)

	31-Mar-22	31-Mar-21
Deferred tax assets	(150.36)	(120.36)
Deferred tax liabilities	185.02	171.22
Net deferred tax liabilities (net)	34.66	50.86

(i) Movement in deferred tax balances For the year ended 31 March 2022

(₹ in Million)

	Opening balance	Addition on account of business combination	Recognised in Profit and Loss	Recognised in OCI	Closing balance
Tax effect of items constituting deferred tax assets / (liabilities)					
Liabilities and provisions tax deductible only upon payment/actual crystallisation					
- Employee benefits	50.58	1.51	(5.84)	0.93	47.18
- Other contractual provisions	31.67	-	14.79	-	46.46
Impairment provisions on financial/other assets made in books, but tax deductible only on actual write-off	38.10	-	30.92	-	69.02
Fair valuation of financial assets/(liabilities) and Investment	(1.88)	-	1.75	(2.26)	(2.39)
Difference in carrying values of property, plant & equipment and intangible assets	(154.22)	-	3.74	-	(150.48)
Difference in carrying value and tax base of investments measured at FVTPL	(15.11)	-	(24.50)	-	(39.61)
Others	-	-	0.97	-	0.97
Excess of fair value of assets over book value acquired in business combination (refer note 48)	-	(29.54)	23.73	-	(5.81)
Net deferred tax assets/(liabilities)	(50.86)	(28.03)	45.56	(1.33)	(34.66)

For the year ended 31 March 2021

	Opening balance	Recognised in Profit and Loss	Recognised in OCI	Closing balance
Tax effect of items constituting deferred tax assets/ (liabilities)				
Liabilities and provisions tax deductible only upon payment/ actual crystallisation				
- Employee benefits	23.39	30.91	(3.72)	50.58
- Other contractual provisions	37.31	(5.64)	-	31.67
Impairment provisions on financial/other assets made in books, but tax deductible only on actual write-off	25.44	12.66	-	38.10
Fair valuation of financial assets/(liabilities)	12.56	(1.31)	(13.13)	(1.88)
Difference in carrying values of property, plant & equipment and intangible assets	(151.60)	(2.62)	-	(154.22)
Difference in carrying value and tax base of investments measured at FVTPL	(5.17)	(9.94)	-	(15.11)
Other temporary differences	(13.72)	13.72	-	-
Net deferred tax assets/(liabilities)	(71.79)	37.78	(16.85)	(50.86)

Notes to the Consolidated Financial Statements

for the year ended March 31, 2022

Note 22: Revenue from operations

(₹ in Million)

	31-Mar-22	31-Mar-21
Sale of products (refer note 47)		
Finished goods		
- Turbines (including related equipments and supplies)	5,802.93	4,810.33
- Spares	1,585.96	1,373.99
Sale of services		
Servicing, operation and maintenance	745.79	545.72
Erection and commissioning	175.75	210.42
Turbine extended scope turnkey project	98.26	3.33
Other operating revenue		
Sale of scrap	4.71	2.76
Technology transfer fee	-	9.44
Export incentives	108.95	69.85
Total revenue from operations	8,522.35	7,025.84

Note 23: Other income

(₹ in Million)

	31-Mar-22	31-Mar-21
Interest income (at amortised cost)		
Interest income from bank deposits	85.91	17.15
Other non-operating income (net of expenses directly attributable to such income)		
Rental income	3.60	8.02
Miscellaneous income	7.27	4.38
	10.87	12.40
Other gains / (losses)		
Net profit on sale/redemption of current investments	54.61	88.47
Net fair value gains on current investments	101.98	39.50
Profit on sale / write off of property, plant and equipment	-	0.60
Net foreign exchange rate fluctuation gains	16.91	26.89
Credit balances written back	24.59	5.98
	198.09	161.44
Total other income	294.87	190.99

Note 24: Cost of materials consumed

(₹ in Million)

	31-Mar-22	31-Mar-21
Stock at the beginning of the year	653.95	782.94
Add: Purchases	4,430.67	3,453.36
Less: Stock at the end of the year	(754.86)	(653.95)
Total cost of materials consumed	4,329.76	3,582.35

Notes to the Consolidated Financial Statements

for the year ended March 31, 2022

Note 25: Changes in inventories of finished goods and work-in-progress

(₹ in Million)

	31-Mar-22	31-Mar-21
Inventories at the beginning of the year:		
Work-in progress	776.67	819.42
Finished goods	229.32	166.45
Total inventories at the beginning of the year	1,005.99	985.87
Add: acquired on account of business combination (refer note 48)	396.23	-
Inventories at the end of the year:		
Work-in progress	809.55	776.67
Finished goods	219.90	229.32
Total inventories at the end of the year	1,029.45	1,005.99
Total changes in inventories of finished goods and work-in-progress	372.77	(20.12)

Note 26: Employee benefit expense

(₹ in Million)

	31-Mar-22	31-Mar-21
Salaries and wages	940.25	786.51
Contribution to provident and other funds (refer note 34)	52.92	51.23
Staff welfare expenses	36.11	31.76
Total employee benefit expense	1,029.28	869.50

Note 27: Finance costs

(₹ in Million)

	31-Mar-22	31-Mar-21
Interest costs		
- Interest on borrowings	1.55	6.68
- Interest on lease liabilities [refer note 41(ii)]	2.25	2.67
- other interest expense	5.28	0.74
Other borrowing costs		
- Processing/renewal fees	1.15	1.27
Total finance costs	10.23	11.36

Note 28: Depreciation and amortisation expense

(₹ in Million)

	31-Mar-22	31-Mar-21
Depreciation of property, plant and equipment (refer note 3)	178.71	180.84
Amortisation of intangible assets (refer note 4)	24.11	21.24
Total depreciation and amortisation expense	202.82	202.08

Note 29: Impairment loss on financial assets (including reversals of impairment losses)

(₹ in Million)

	31-Mar-22	31-Mar-21
Bad debts written off of trade receivables and other financial assets carried at amortised cost	0.44	39.50
Impairment loss allowance on trade receivables (net of reversals) (refer note 6)	10.92	25.57
Total impairment loss on financial assets (including reversal of impairment losses)	11.36	65.07

Notes to the Consolidated Financial Statements

for the year ended March 31, 2022

Note 30: Other expenses

(₹ in Million)

	31-Mar-22	31-Mar-21
Stores, spares and tools consumed	114.73	85.25
Power and fuel	39.48	33.50
Design and engineering charges	31.59	10.15
Repairs and maintenance		
-Machinery	18.99	18.60
-Building	20.68	4.33
-Others	26.51	26.29
Travelling and conveyance	149.61	104.95
Rent and hire charges [refer note 41(ii)]	13.13	11.96
Rates and taxes	15.19	5.44
Insurance	10.09	8.86
Directors' fee	3.83	2.64
Directors' commission	7.30	5.85
Legal and professional charges	114.12	124.04
Group shared service cost	24.73	36.21
Bank charges and guarantee commission	18.45	16.80
Amount written off of non financial assets	-	2.10
Provision for doubtful advances	2.52	8.39
Warranty expenses [includes provision for warranty (net) ₹ 60.41 Million [March 31, 2021: ₹ 31.83 Million] (refer note 15)]	67.72	47.71
Payment to auditors	7.75	4.54
Corporate social responsibility expenses	29.10	28.52
Allowance for non moving inventories (refer note 10)	3.83	22.27
Loss on sale / write off of property, plant and equipment	4.20	-
Packing expenses	23.03	29.75
Freight outward	173.10	198.23
Royalty	13.40	-
Selling commission	64.95	90.21
Miscellaneous expenses	154.55	126.40
Total other expenses	1,152.58	1,052.99

Note 31: Income tax expense

(i) Income tax recognised in profit or loss

(₹ in Million)

	31-Mar-22	31-Mar-21
Current tax		
In respect of the current year	989.08	330.10
In respect of the prior years	2.43	3.96
Total current tax expense	991.51	334.06
Deferred tax		
In respect of current year	(41.87)	(33.32)
In respect of prior years	(3.69)	(4.46)
Total deferred tax expense/(income)	(45.56)	(37.78)
Total income tax expense recognised in profit or loss	945.95	296.28

Notes to the Consolidated Financial Statements

for the year ended March 31, 2022

Reconciliation of income tax expense and the accounting profit multiplied by Company's tax rate:

(₹ in Million)

	31-Mar-22	31-Mar-21
Profit before tax from continuing operations	3,647.91	1,320.92
Income tax expense calculated @ 25.168%	918.10	332.45
Effect of expenses that are non-deductible in determining taxable profit	9.65	8.45
Tax expenses under section 56 (2) (x) of the Income Tax Act, 1961 being excess of fair value of shares purchased over consideration paid (refer note 44)	39.70	-
Effect of tax on share of net loss / (profit) of joint venture	10.67	(13.22)
Effect of different tax rates of subsidiaries operating in other jurisdictions	(17.14)	(17.15)
Effect of tax expenses on undistributed profit at subsidiaries	-	(13.73)
Effect of tax expenses on account of gain on previously held interest on business combination (refer note 42)	(14.12)	-
Others	0.35	(0.02)
	947.21	296.78
Adjustments recognised in the current year in relation to the current tax of prior years	2.43	3.96
Adjustments recognised in the current year in relation to the deferred tax of prior years	(3.69)	(4.46)
Total income tax expense	945.95	296.28

(ii) Income tax recognised in other comprehensive income

(₹ in Million)

	31-Mar-22	31-Mar-21
Deferred tax related to items recognised in other comprehensive income during the year:		
Remeasurement of defined benefit obligations	(0.93)	3.72
Effective portion of (loss)/gain on designated portion of hedging instruments in a cash flow hedge	2.26	13.13
Total income tax expense recognised in other comprehensive income	1.33	16.85
Bifurcation of the income tax recognised in other comprehensive income into:		
Items that will not be reclassified to Statement of Profit or Loss	(0.93)	3.72
Items that will be reclassified to Statement of Profit or Loss	2.26	13.13
Total income tax expense recognised in other comprehensive income	1.33	16.85

Note 32: Earnings per share

	31-Mar-22	31-Mar-21
Profit for the year attributable to owners of Triveni Turbine Limited [A] (₹ in Million)	2,701.96	1,024.64
Weighted average number of equity shares for the purposes of basic EPS/diluted EPS [B]	32,33,05,484	32,33,05,484
Basic earning per share (face value of ₹ 1 per share) [A/B] (in ₹)	8.36	3.17
Diluted earning per share (face value of ₹ 1 per share) [A/B] (in ₹)	8.36	3.17

Notes to the Consolidated Financial Statements

for the year ended March 31, 2022

Note 33: Segment information

The Group primarily operates in one business segment- Power generating equipment and solutions. The Group's non-current assets are located in/relates to India (Country of domicile of the Company) except following:

- (i) Property, Plant and Equipments of foreign subsidiaries having net carrying value of ₹ 12.66 Million as at March 31, 2022 (March 31, 2021: ₹ 2.41 Million)

The amount of Group's revenue from external customers based on geographical area and nature of the products/ services are shown below:

Revenue by geographical area

(₹ in Million)

	31-Mar-22	31-Mar-21
India	5,998.79	3,749.68
Rest of the world	2,409.90	3,194.11
Total	8,408.69	6,943.79

Revenue by nature of products / services (refer note 22)

(₹ in Million)

	31-Mar-22	31-Mar-21
Sale of products [refer note 47]		
Finished goods		
- Turbines (including related equipments and supplies)	5,802.93	4,810.33
- Spares	1,585.96	1,373.99
Sale of Services		
Servicing, operation and maintenance	745.79	545.72
Erection and commissioning	175.75	210.42
Turbine extended scope turnkey project	98.26	3.33
Total	8,408.69	6,943.79

There is no single customer who has contributed 10% or more to the Groups revenue for both the years ended March 31, 2022 and March 31, 2021.

Note 34: Employee benefit plans

(i) Defined contribution plans

- (a) The Group operates defined contribution retirement benefit plans under which the Group pays fixed contributions to separate entities (funds) or financial institutions or state managed benefit schemes. The Group has no further payment obligations once the contributions have been paid. Following are the schemes covered under defined contributions plans of the Group:

Provident Fund Plan and Employee Pension Scheme: The Group makes monthly contributions at prescribed rates towards Employee Provident Fund/ Employee Pension Scheme to fund administered and managed by the Government of India.

Employee State Insurance: The Group makes prescribed monthly contributions towards Employees State Insurance Scheme.

Superannuation Scheme: The Group contributes towards a fund established to provide superannuation benefit to certain employees in terms of Group Superannuation Policies entered into by such fund with the Life Insurance Corporation of India.

Notes to the Consolidated Financial Statements

for the year ended March 31, 2022

Other defined contribution plans: The Group makes contributions to certain schemes for the benefit of overseas employees which are administered and managed by respective government authorities.

(b) The expense recognised during the period towards defined contribution plans are as follows:

(₹ in Million)

	31-Mar-22	31-Mar-21
Group's contribution to provident fund	32.03	29.09
Administrative charges on above	1.13	1.22
Group's contribution to employee state insurance	0.20	0.23
Group's contribution to superannuation scheme	7.50	7.30
Group's contribution to other defined contribution plan	0.04	0.02

(ii) Defined benefit plans

(a) The Group provides for gratuity obligations through a defined benefit retirement plan (the 'Gratuity Plan') covering all employees. The Gratuity Plan provides a lump sum payment to vested employees at retirement/termination of employment or death of an employee, based on the respective employees' salary and years of employment with the Company. In respect of certain employees of the foreign subsidiaries, the gratuity benefit is accrued on the basis of their current salary and length of service as per the extant rules of the particular jurisdiction where such subsidiaries operate. In case of certain employees of one Indian subsidiary, the gratuity benefit is accrued in line with holding company. The gratuity plan in respect of the employees of such foreign subsidiaries and Indian subsidiary is unfunded. The disclosures mentioned herein below do not include the gratuity obligation of ₹ 20.13 Million as at March 31, 2022 (March 31, 2021: ₹ 14.00 Million) and gratuity expenses of ₹ 3.17 Million for the year ended March 31, 2022 (March 31, 2021: ₹ 3.11 Million) which pertains to employees of such foreign subsidiaries and one Indian subsidiary.

(b) Risk exposure

These plans typically expose the Group to a number of actuarial risks, the most significant of which are detailed below:

Investment risk: The plan liabilities are calculated using a discount rate set with references to government bond yields as at end of reporting period; if plan assets under perform compared to the government bonds discount rate, this will create or increase a deficit. The Plan assets comprise principally Group Gratuity Plans offered by the life insurance companies. Majority of the funds invested are under the traditional platform where the insurance companies declare a return at the end of each year based upon its performance. Certain investments are also made in funds (growth plans) managed by the life insurance companies under which the returns are based upon the accretion to the net asset value (NAV) of the particular fund, which are declared on a daily basis. The NAV based funds of the insurance companies are approved and regulated by the Insurance Regulatory and Development Authority of India and the investment risk is mitigated by investment in funds where the asset allocation is primarily in sovereign and debt securities. The Group has a risk management strategy which defines exposure limits and acceptable credit risk rating. There has been no change in the process used by the Group to manage its risks from prior years.

Interest risk: A decrease in government bond yields will increase plan liabilities, although this is expected to be partially offset by an increase in the value of the plan's debt instruments.

Life expectancy: The present value of the defined benefit plan liability is calculated by reference to the best estimate of the mortality of plan participants during their employment. An increase in the life expectancy of the plan participants will increase the plan's liability.

Notes to the Consolidated Financial Statements

for the year ended March 31, 2022

Salary risk: The present value of the defined benefit plan liability is calculated by reference to the best estimate of the mortality of plan participants. A change in the life expectancy of the plan participants will impact the plan's liability.

Attrition rate: The present value of the defined benefit plan liability is impacted by the rate of employee turnover, disability and early retirement of plan participants. A decrease in the attrition rate of the plan participants will increase the plan's liability.

(c) The significant actuarial assumptions used for the purposes of the actuarial valuation of gratuity were as follows:

	Valuation as at	
	31-Mar-22	31-Mar-21
Discounting rate	6.90%	6.50%
Future salary growth rate	8.00%	5.5% for next 1 years and 8% thereafter
Life expectancy/ Mortality rate	*	*
Attrition rate	- Below 31 years - 14.00% - 31-44 years - 9.00% - Above 44 years - 6.00.%	- Below 31 years - 14.00% - 31-44 years - 10.00% - Above 44 years - 6.50%
Method used	Projected unit credit method	Projected unit credit method

* Assumptions regarding future mortality are set based on actuarial advice in accordance with published statistics (i.e. IALM 2012-14 Ultimate). These assumptions translate into an average life expectancy in years at retirement age.

(d) In addition to the expense related to employees of foreign and Indian subsidiaries as mentioned in (ii) (a) above, amounts recognised in statement of profit and loss in respect of defined benefit plan (Gratuity Plan) are as follows:

(₹ in Million)

	31-Mar-22	31-Mar-21
Current service cost	12.37	11.65
Net interest expense	(0.31)	1.73
Components of defined benefit costs recognised in Statement of Profit or Loss	12.06	13.38
Remeasurement on the net defined benefit liability		
- Return on plan assets (excluding amount included in net interest expense)	0.44	(1.43)
- Actuarial loss/(gain) arising form changes in financial assumptions	(4.13)	(2.79)
- Actuarial (gain)/loss arising form changes in demographic assumptions	0.50	(2.15)
- Actuarial (gain)/loss arising form experience adjustments	6.89	(8.42)
Components of defined benefit costs recognised in Other Comprehensive Income	3.70	(14.79)
Total	15.76	(1.41)

The current service cost and the net interest expense for the year are included in the 'Employee benefits expense' line item in the Statement of Profit and Loss. The remeasurement of the net defined benefit liability is included in Other Comprehensive Income.

Notes to the Consolidated Financial Statements

for the year ended March 31, 2022

- (e) In addition to the obligation related to employees of foreign and Indian subsidiaries as mentioned in (ii) (a) above, amounts included in the Balance Sheet arising from the Group's obligation in respect of its defined benefit plan (Gratuity Plan) is as follows:

(₹ in Million)

	31-Mar-22	31-Mar-21
Present value of defined benefit obligation as at the end of the year	157.18	139.23
Fair value of plan assets	149.43	140.73
Funded status	(7.75)	1.50
Net (liabilities) /assets arising from defined benefit obligation recognised in the Balance Sheet	(7.75)	1.50

- (f) Movement in the present value of the defined benefit obligation (Gratuity Plan obligation), in respect of Group's employees other than employees of foreign and Indian subsidiaries as mentioned in (ii) (a) above, are as follows:

(₹ in Million)

	31-Mar-22	31-Mar-21
Present value of defined benefit obligation at the beginning of the year	139.22	149.85
Expenses recognised in Statement of Profit and Loss		
- Current service cost	12.37	11.65
- Interest expense	8.83	9.15
Remeasurement gains / (losses) recognised in Other Comprehensive Income		
- Actuarial gain (loss) arising from:		
i. Demographic assumptions	0.50	(2.15)
ii. Financial assumptions	(4.13)	(2.79)
iii. Experience adjustments	6.89	(8.42)
Benefit payments	(6.50)	(18.06)
Present value of defined benefit obligation at the end of the year	157.18	139.23

- (g) Movement in the fair value of plan assets are as follows:

(₹ in Million)

	31-Mar-22	31-Mar-21
Fair value of plan assets at the beginning of the year	140.73	118.88
Expenses recognised in Statement of Profit and Loss		
- Expected return on plan assets	9.14	7.42
Remeasurement gains / (losses) recognised in Other Comprehensive Income		
- Actual Return on plan assets in excess of the expected return	(0.44)	1.43
Contributions by employer	6.50	31.06
Benefit payments	(6.50)	(18.06)
Fair value of plan assets at the end of the year	149.43	140.73

Notes to the Consolidated Financial Statements

for the year ended March 31, 2022

The fair value of the plan assets at the end of the reporting period for each category, are as follows:

(₹ in Million)

	31-Mar-22			31-Mar-21		
	Quoted	Unquoted	Total	Quoted	Unquoted	Total
Cash and cash equivalents	-	0.72	0.72	-	0.68	0.68
Group Gratuity Plans with Insurance Companies	-	148.71	148.71	-	140.05	140.05
Total plan assets	-	149.43	149.43	-	140.73	140.73

(h) Sensitivity analysis

The sensitivity of the defined benefit obligation, in respect of Group's employees other than employees of foreign and Indian subsidiaries as mentioned in (ii) (a) above, to changes in the weighted principal assumptions is:

	Change in assumption by		Impact on defined benefit obligation			
			Increase in assumption		Decrease in assumption	
			31-Mar-22	31-Mar-21	31-Mar-22	31-Mar-21
Discounting rate	0.5%	₹ in Million	(5.22)	(4.58)	5.56	4.87
		in %	-3.32%	-3.29%	3.54%	3.50%
Future salary growth rate	0.5%	₹ in Million	5.49	4.80	(5.19)	(4.55)
		in %	3.49%	3.45%	-3.30%	-3.27%
Mortality rate	10%	₹ in Million	(0.02)	(0.02)	0.02	0.03
		in %	-0.01%	-0.02%	0.01%	0.02%
Attrition rate	0.5%	₹ in Million	(0.38)	(0.44)	0.40	0.46
		in %	-0.24%	-0.31%	0.26%	0.33%

The above sensitivity analysis are based on a change in an assumption while holding all other assumptions constant. In practise, this is unlikely to occur, and changes in some of the assumptions may be correlated. When calculating the sensitivity of the defined benefit obligation to significant actuarial assumptions the same method (present value of the defined benefit obligation calculated with the projected unit credit method at the end of the reporting period) has been applied as when calculating the defined benefit liability recognised in the Balance Sheet. The methods and types of assumptions used in preparing the sensitivity analysis did not change compared to prior years.

(i) Defined benefit liability and employer contributions

The Group expects to contribute ₹ 7.10 Million to the defined benefit plan during the year ending March 31, 2023.

The weighted average duration of the defined obligation as at March 31, 2022 is 7 years.

The expected maturity analysis of undiscounted defined benefit obligation as at March 31, 2022 is as follows:

	Less than a year	Between 2-5 years	Between 6-10 years	More than 10 years	Total
Defined benefit obligation (Gratuity)	29.71	64.76	54.02	130.71	279.20

Notes to the Consolidated Financial Statements

for the year ended March 31, 2022

Note 36: Related party transactions

(i) Related parties with whom transactions have taken place during the year:

(a) Investing company holding substantial interest

Triveni Engineering & Industries Limited (TEIL)

(b) Joint Venture

Triveni Energy Solutions Limited (TESL) (formerly known as GE Triveni Limited)
(ceased w.e.f. September 6, 2021)

(c) Key Management Personnel (KMP)

Executive Directors

Mr. D.M. Sawhney, Chairman & Managing Director
Mr. Nikhil Sawhney, Vice Chairman and Managing Director
Mr. Arun Mote, Executive Director

Senior Management Personnel

Mr. Deepak Kumar Sen, Executive Vice President & CFO
(Ceased to be KMP, due to retirement, w.e.f. November 1, 2020)
Mr. Lalit Kumar Agarwal, Vice President & CFO (w.e.f. November 1, 2020)

Non-Executive and Non- Independent Directors

Mr. Tarun Sawhney, Promoter Non Executive Director

Non-Executive and Independent Directors

Dr. Santosh Pande, Independent Non Executive Director
(ceased to be director, due to death, w.e.f. September 20, 2021)
Ms. Homai A. Daruwalla, Independent Non Executive Director
Dr. Anil Kakodkar, Independent Non Executive Director
Mr. Shailendra Bhandari, Independent Non Executive Director
Mr. Vijay Kumar Thadani, Independent Non Executive Director (w.e.f. December 15, 2021)

(d) Relative of key managerial personnel

Mrs. Rati Sawhney
Manmohan Sawhney (HUF)
Mrs. Tarana Sawhney

(e) Parties in which key management personnel or their relatives have significant influence

Subhadra Trade & Finance Limited (STFL)
Tirath Ram Shah Charitable Trust (TRSCT)

(f) Post employment benefit plans

Triveni Turbine Limited Officers Pension Scheme (TTLOPS)
Triveni Turbine Limited Employees Gratuity Trust (TTLEGT)

Notes to the Consolidated Financial Statements

for the year ended March 31, 2022

(ii) Details of transactions between the Company and related parties during the year and outstanding balances as on March 31, 2022: (₹ in Million)

	Financial year	Investing company holding substantial interest	Joint Venture	KMP	Relatives of KMP	Parties in which KMP or their relatives have significant influence		Post employment benefit plans		Total
						STFL	TR SCT	TTLOPS	TTLEGT	
		TEIL*	TESL*							
Nature of transactions with Related Parties										
Sales and rendering of services*	31-Mar-22	289.57	310.87	-	-	-	-	-	-	600.44
	31-Mar-21	22.29	130.84	-	-	-	-	-	-	153.13
Purchases and receiving services*	31-Mar-22	391.18	1.83	-	-	-	-	-	-	393.01
	31-Mar-21	287.59	3.53	-	-	-	-	-	-	291.12
Rent income*	31-Mar-22	-	3.89	-	-	-	-	-	-	3.89
	31-Mar-21	-	9.33	-	-	-	-	-	-	9.33
Technology transfer fee*	31-Mar-22	-	-	-	-	-	-	-	-	-
	31-Mar-21	-	11.14	-	-	-	-	-	-	11.14
Rent expenses*	31-Mar-22	1.89	-	-	-	-	-	-	-	1.89
	31-Mar-21	1.98	-	-	-	-	-	-	-	1.98
Remuneration	31-Mar-22	-	-	168.39	-	-	-	-	-	168.39
	31-Mar-21	-	-	139.19	-	-	-	-	-	139.19
Directors fee	31-Mar-22	-	-	3.83	-	-	-	-	-	3.83
	31-Mar-21	-	-	2.64	-	-	-	-	-	2.64
Directors commission	31-Mar-22	-	-	7.30	-	-	-	-	-	7.30
	31-Mar-21	-	-	5.85	-	-	-	-	-	5.85
Corporate social responsibility expenditure	31-Mar-22	-	-	-	-	-	7.83	-	-	7.83
	31-Mar-21	-	-	-	-	-	8.02	-	-	8.02
Contribution to post employment benefit plans	31-Mar-22	-	-	-	-	-	-	7.47	6.50	13.97
	31-Mar-21	-	-	-	-	-	-	7.30	31.06	38.36
Expenses incurred by the Company on behalf of party (net of expenses incurred by party on behalf of the Company)	31-Mar-22	1.15	5.81	-	-	-	-	-	-	6.96
	31-Mar-21	0.34	23.45	-	-	-	-	-	-	23.79
Dividend Paid	31-Mar-22	155.38	-	114.66	20.83	191.24	-	-	-	482.11
	31-Mar-21	-	-	-	-	-	-	-	-	-
Outstanding balances										
Receivable	31-Mar-22	41.99	-	-	-	-	-	-	-	41.99
	31-Mar-21	50.18	74.62	-	-	-	-	-	-	124.80
Payable	31-Mar-22	57.63	-	54.47	-	-	-	1.86	-	113.96
	31-Mar-21	38.01	66.96	26.50	-	-	-	2.01	-	133.48

* Including taxes

(iii) Compensation of key managerial personnel:

(₹ in Million)

	31-Mar-22	31-Mar-21
Short-term employee benefits	161.09	131.13
Post-employment benefits	7.30	8.06
Total	168.39	139.19

The remuneration of directors and key executives is determined by the remuneration committee having regard to the performance of individuals and market trends.

Notes to the Consolidated Financial Statements

for the year ended March 31, 2022

(iv) Terms & conditions:

The sales to and purchases from related parties, including rendering / availment of services, are made on terms which are at arm's length after taking into consideration market considerations, external benchmarks and adjustment thereof, terms of Joint Venture agreement and methodology of sharing common group costs. There has not been any transactions with key management personnel other than the approved remuneration having regard to experience, performance and market trends. The outstanding balances at the year-end are unsecured and interest free and settlement occurs in cash. The Group has recorded impairment of receivables relating to amounts owned by related parties for the year ended March 31, 2022 of ₹ Nil (March 31, 2021: ₹ 29.73 Million).

(v) In respect of figures disclosed above:

- (a) the amount of transactions / balances are without giving effect to the Ind AS adjustments on account of fair valuation/amortisation.
- (b) Remuneration and outstanding balances of KMP does not include long term benefits by way of gratuity and compensated absences, which are currently not payable and are provided on the basis of actuarial valuation by the Group.

Note 36: Capital management

For the purpose of capital management, capital includes total equity of the Group. The primary objective of the capital management is to maximize shareholder value. The Group is by and large debt free.

The business model of the Group is not capital intensive and being in the engineered-to-order capital goods space, the working capital is largely funded by advances from customers. The Group, therefore, prefers low gearing ratio. The Group manages its capital structure and makes adjustments in light of changes in economic conditions which may be in the form of payment of dividend subject to benchmark pay-out ratio, return capital to the shareholders or issue of new shares. Currently, the Group is cash positive and does not require any equity infusion or borrowings.

(₹ in Million)

	31-Mar-22	31-Mar-21
Borrowings (note 14 & 16)	1.46	9.56
Trade payables (note 17)	1,090.60	744.87
Other financial liabilities (note 18)	238.12	226.32
Lease liabilities	20.27	26.43
Total debt	1,350.45	1,007.18
Less: Cash and cash equivalent [note 11(a)]	(325.35)	(370.53)
Net debt (A)	1,025.10	636.65
Total equity (note 12 & note 13)	8,573.84	6,375.79
Total equity and net debt (B)	9,598.94	7,012.44
Gearing ratio (A/B)	11%	9%

Further, no changes were made in the objectives, policies or process for managing capital during the years ended March 31, 2022 and March 31, 2021.

The Group is not subject to any externally imposed capital requirements.

Notes to the Consolidated Financial Statements

for the year ended March 31, 2022

Note 37: Financial risk management

The Group's principal financial liabilities comprises trade payables and other payables and by and large there are no borrowings, other than necessitated by temporary mismatch. The main purpose of the financial liabilities is to finance the Group's operations. The Group's principal financial assets include trade receivables, other receivables and cash and bank balances that derive directly from its operations. The Group also holds FVTPL investments and loans. The Group has substantial exports and is exposed to foreign currencies fluctuations during the contractual delivery period which is normally in the range of one year. The Group uses extensive derivatives to hedge its foreign exchange exposures which arise from export orders.

The Group's activities expose it mainly to market risk, liquidity risk and credit risk. The monitoring and management of such risks is undertaken by the senior management of the Group and there are appropriate policies and procedures in place through which such financial risks are identified, measured and managed in accordance with the Group's policies and risk objectives. The Group has specialized teams to undertake derivative activities for risk management purposes and such team has appropriate skills, experience and expertise. It is the Group policy not to carry out any trading in derivative for speculative purposes. The Audit Committee and the Board are regularly apprised of such risks every quarter and each such risk and mitigation measures are extensively discussed.

(i) Credit risk

Credit risk arises when a counterparty defaults on its contractual obligations to pay resulting in financial loss to the Group. The Group is exposed to credit risk from its operating activities, primarily trade receivables. The credit risks in respect of deposits with the banks, foreign exchange transactions and other financial instruments are only nominal.

(a) Credit risk management

The customer credit risk is managed subject to the Group's established policy, procedure and controls relating to customer credit risk management. In order to contain the business risk, prior to acceptance of an order from a customer, the creditworthiness of the customer is ensured through scrutiny of its financials, status of financial closure of the project, if required, market reports and reference checks. The Group remains vigilant and regularly assesses the financial position of customers during execution of contracts with a view to limit risks of delays and default. Further, in most of the cases, the Group prescribes stringent payment terms including ensuring full payments before delivery of goods. Retention amounts, if applicable, are payable after satisfactory commissioning and performance. In view of the industry practice and being in a position to prescribe the desired commercial terms, credit risks from receivables are well contained on an overall basis.

The impairment analysis is performed on each reporting period on individual basis for major customers. In addition, a large number of receivables are grouped and assessed for impairment collectively. The calculation is based on historical data of losses, current conditions and forecasts and future economic conditions. The Group's maximum exposure to credit risk at the reporting date is the carrying amount of each financial asset as detailed in note 5, 6, 7, 8 and 11.

The trade receivables position is provided here below:

(₹ in Million)

	31-Mar-22	31-Mar-21
Total receivables (Note 6)	1,014.82	771.27
Receivables individually in excess of 10% of the total receivables	-	84.36
Percentage of above receivables to the total receivables of the Group	0%	11%

From the above table, it can be observed that the concentration of risk in respect of trade receivables is well spread out and moderate. Further, its customers are located in several jurisdictions and industries and operate in largely independent markets.

Notes to the Consolidated Financial Statements

for the year ended March 31, 2022

(b) Provision for expected credit losses

Basis as explained above, apart from specific provisioning against impairment on an individual basis for major customers, the Group provides for expected credit losses (ECL) for other receivables based on historical data of losses, current conditions and forecasts and future economic conditions, including loss of time value of money due to delays. In view of the business model of the Group, engineered-to-order products and the prescribed commercial terms, the determination of provision based on age analysis may not be a realistic and hence, the provision of expected credit loss is determined for the total trade receivables outstanding as on the reporting date. Considering all such factors, ECL (net of specific provisioning) for trade receivables as at year end worked out as follows:

	31-Mar-22	31-Mar-21
Expected credit loss (%)	2.23%	1.66%
Expected credit loss (₹ in Million)	22.61	12.79

(ii) Liquidity risk

The Group uses liquidity forecast tools to manage its liquidity. As per the business model of the Group, the requirement of working capital is not intensive. The Group is able to substantially fund its working capital from advances from customers and from internal accruals and hence, its reliance on funding through borrowings is negligible. In view of free cash flows, the Group has even been able to fund substantial capital expenditure from internal accruals.

(₹ in Million)

	31-Mar-22	31-Mar-21
Current financial assets (CFA) (refer note 5, 6, 7, 8 & 11)	8,605.27	4,693.50
Non-current financial assets (NCFA) (refer note 6, 7 & 8)	88.64	8.94
Total financial assets (FA)	8,693.91	4,702.44
Current financial liabilities (CFL) (note 16, 17 & 18)	1,335.00	986.91
Non-current financial liabilities (NCFL) (note 14 & 41(ii))	15.45	20.27
Total financial liabilities (FL)	1,350.45	1,007.18
Ratios		
CFA/CFL	6.45	4.76
NCFA/NCFL	5.74	0.44
FA/FL	6.44	4.67

Maturities analysis of financial liabilities:

(₹ in Million)

	On demand	< 1 year	1-5 years	Total	Carrying amount
As at March 31, 2022					
Borrowings	-	1.46	-	1.46	1.46
Trade payables	-	1,090.60	-	1,090.60	1,090.60
Other financial liabilities	-	238.12	-	238.12	238.12
Lease liabilities [refer note 41(ii)]	-	4.82	15.45	20.27	20.27
	-	1,335.00	15.45	1,350.45	1,350.45
As at March 31, 2021					
Borrowings	-	9.56	-	9.56	9.56
Trade payables	-	744.87	-	744.87	744.87
Other financial liabilities	-	226.32	-	226.32	226.32
Lease liabilities [refer note 41(ii)]	-	6.16	20.27	26.43	26.43
	-	986.91	20.27	1,007.18	1,007.18

Notes to the Consolidated Financial Statements

for the year ended March 31, 2022

(iii) Market risk

The Group is virtually debt free and is largely insulated from interest rate risks. Even with respect to investments in mutual funds, the impact of interest rate risk is nominal as the investment is carried in liquid or substantially liquid funds. The Group is essentially exposed to currency risks as export sales forms substantial part of the total sales of the Group. The Group is mainly exposed to US Dollars and EURO while the Group also deals in other currencies.

The cycle from booking order to collection extends to about a year and the Group is exposed to foreign exchange fluctuation risks during this period. As a policy, the Group remains substantially hedged through forward exchange contracts or other simple structures. It considerably mitigates the risk and the Group is also benefitted in view of incidental forward premium. The policy of substantial hedging insulates the Group from the exchange rate fluctuation and the impact of sensitivity is nominal.

(a) Foreign currency risk exposure

The Group's exposure to foreign currency risk at the end of the reporting period are as follows:

		USD	EURO	GBP	Other foreign currencies
As at 31 March 2022					
Financial assets					
- Trade receivables	in foreign currency (Million)	1.75	1.38	0.01	-
	in equivalent ₹ (Million)	130.98	114.55	0.53	-
- Unbilled revenue	in foreign currency (Million)	0.03	-	-	-
	in equivalent ₹ (Million)	2.32	-	-	-
- Cash and bank balances	in foreign currency (Million)	0.11	0.04	-	*
	in equivalent ₹ (Million)	8.49	3.69	-	0.87
- Other financial assets	in foreign currency (Million)	-	-	-	*
	in equivalent ₹ (Million)	-	-	-	0.14
Derivative assets (in respect of underlying financial assets)	in foreign currency (Million)	1.18	0.70	-	-
	in equivalent ₹ (Million)	88.25	58.50	-	-
- Foreign exchange forward contracts to sell foreign currency					
Net exposure to foreign currency risk (assets)	in foreign currency (Million)	0.71	0.72	0.01	*
	in equivalent ₹ (Million)	53.54	59.74	0.53	1.01
Financial liabilities					
- Trade payables	in foreign currency (Million)	0.79	0.38	0.06	*
	in equivalent ₹ (Million)	60.16	32.97	5.79	13.33
- Other financial liabilities	in foreign currency (Million)	-	0.18	-	*
	in equivalent ₹ (Million)	-	15.47	-	1.31
Net exposure to foreign currency risk (liabilities)	in foreign currency (Million)	0.79	0.56	0.06	*
	in equivalent ₹ (Million)	60.16	48.44	5.79	14.64

Notes to the Consolidated Financial Statements

for the year ended March 31, 2022

		USD	EURO	GBP	Other foreign currencies
As at 31 March 2021					
Financial assets					
- Trade receivables	in foreign currency (Million)	2.17	0.90	0.16	-
	in equivalent ₹ (Million)	157.88	75.71	16.33	-
- Cash and bank balances	in foreign currency (Million)	0.14	0.04	-	*
	in equivalent ₹ (Million)	10.15	3.77	-	44.68
- Other financial assets	in foreign currency (Million)	-	-	-	*
	in equivalent ₹ (Million)	-	-	-	0.32
- Foreign exchange forward contracts to sell foreign currency	in foreign currency (Million)	1.74	0.86	0.16	-
	in equivalent ₹ (Million)	126.23	72.90	16.33	-
Net exposure to foreign currency risk (assets)	in foreign currency (Million)	0.57	0.08	-	*
	in equivalent ₹ (Million)	41.80	6.58	-	45.00
Financial liabilities					
- Trade payables	in foreign currency (Million)	0.36	0.58	0.00	*
	in equivalent ₹ (Million)	31.16	51.11	0.03	7.09
- Other financial liabilities	in foreign currency (Million)	-	-	-	*
	in equivalent ₹ (Million)	-	-	-	3.99
Net exposure to foreign currency risk (liabilities)	in foreign currency (Million)	0.36	0.58	0.00	*
	in equivalent ₹ (Million)	31.16	51.11	0.03	11.08

*In view of diversified foreign currencies involved, only the equivalent amount in ₹ has been disclosed

The Group's foreign currency derivatives outstanding (including for firm commitments) at the end of the reporting period are as follows:

		USD	EURO	GBP	Other foreign currencies
As at March 31, 2022					
Foreign exchange forward contracts to sell foreign currency	in foreign currency (Million)	26.24	5.22	-	-
	in equivalent ₹ (Million)	1,967.33	433.82	-	-
As at March 31, 2021					
Foreign exchange forward contracts to sell foreign currency	in foreign currency (Million)	9.31	3.83	0.82	-
	in equivalent ₹ (Million)	676.65	324.10	81.39	-

Notes to the Consolidated Financial Statements

for the year ended March 31, 2022

(b) Impact of hedging activities

(i) Disclosure of effects of cash flow hedge accounting on financial position towards hedging foreign currency risk through foreign currency forward contracts.

	31-Mar-22	31-Mar-21
Carrying amount of hedging instruments		
-Assets (₹ in Million)	11.64	11.93
Line item affected in Balance sheet	Other financial assets	Other financial assets
Maturity date	April 2022 - December 2023	April 2021 - January 2022
Hedge ratio	85%	84%
Weighted average strike price/rate	US\$ 1= INR 77.91 EURO 1= INR 86.65	US\$ 1= INR 74.56 EURO 1= INR 90.01 GBP= INR 98.62
Changes in fair value of hedging instruments (₹ in Million)	(6.20)	62.63
Change in the value of hedged item used as the basis for recognising hedge effectiveness (₹ in Million)	6.20	(62.63)

(ii) Disclosure of effects of cash flow hedge accounting on financial performance

(₹ in Million)

	31-Mar-22	31-Mar-21
Changes in the value of the hedging instrument recognised in other comprehensive income	(6.20)	62.63
Hedge ineffectiveness recognised in profit or loss	(1.92)	(8.77)
Amount reclassified from cash flow hedging reserve to profit or loss	17.11	(1.69)
Line item affected in statement of profit and loss because of the reclassification	Revenue	Revenue

(iii) Movements in cash flow hedging reserve

(₹ in Million)

	31-Mar-22	31-Mar-21
Opening Balance	5.59	(33.46)
Add: Changes in discounted spot element of foreign exchange forward contracts, net	(6.20)	62.63
Less: Hedge ineffectiveness recognised in profit or loss	(1.92)	(8.77)
Less: Amount reclassified from cash flow hedging reserve to profit or loss	17.11	(1.69)
	14.58	18.72
Less: Deferred tax relating to above	2.26	13.13
Closing balance	12.32	5.59

Notes to the Consolidated Financial Statements

for the year ended March 31, 2022

(c) Sensitivity

The following table demonstrate the sensitivity of net unhedged foreign currency exposures to a reasonably possible changes in foreign currency exchange rates, with all other variables held constant.

	Change in FC exchange rate by	Impact on profit or loss and equity (₹ in Million)			
		Increase in FC exchange rates		Decrease in FC exchange rates	
		31-Mar-22	31-Mar-21	31-Mar-22	31-Mar-21
USD sensitivity	5%	(0.33)	0.53	0.33	(0.53)
EURO sensitivity	5%	0.57	(2.23)	(0.57)	2.23
GBP sensitivity	5%	(0.26)	-	0.26	-
Other foreign currencies sensitivity	5%	(0.68)	1.70	0.68	(1.70)

In addition to the above, an increase in exchange rates of subsidiaries' functional currency by 5% will result in increase in foreign currency translation reserve (a component of other equity) for the year ended March 31, 2022 by ₹ 14.20 Million (March 31, 2021: ₹ 9.33 Million). A decrease in such exchange rates will have a reverse impact with equivalent amounts. There is no impact on the profits of the Group.

Further, the change in foreign currency rates will impact the fair value of the derivatives and correspondingly impact the profit or loss, but there will not be any impact over the hedge period as the derivatives will enable capturing the hedged rates and the budgeted profitability would remain unchanged.

Note 38: Fair value measurements

(i) Financial instruments by category

(₹ in Million)

	31-Mar-22			31-Mar-21		
	FVTPL *	FVOCI	Amortised cost	FVTPL *	FVOCI	Amortised cost
Financial assets						
Investments in mutual funds	4,545.36	-	-	2,639.31	-	-
Deposits with financial institutions	-	-	230.00	-	-	40.00
Trade receivables	-	-	1,014.82	-	-	771.29
Unbilled revenue	-	-	14.37	-	-	54.14
Loans	-	-	0.17	-	-	0.02
Cash and bank balances	-	-	2,730.78	-	-	1,164.36
Security deposits	-	-	10.19	-	-	9.28
Earnest money deposits	-	-	7.50	-	-	7.35
Derivative financial assets	-	11.64	-	-	11.93	-
Other receivables	-	-	129.08	-	-	4.76
Total financial assets	4,545.36	11.64	4,136.91	2,639.31	11.93	2,051.20
Financial liabilities						
Borrowings	-	-	1.46	-	-	9.56
Trade payables	-	-	1,090.60	-	-	744.87
Capital creditors	-	-	17.30	-	-	24.70
Lease Liabilities	-	-	20.27	-	-	26.43
Other payables	-	-	220.82	-	-	201.62
Total financial liabilities	-	-	1,350.45	-	-	1,007.18

*Mandatorily measured at FVTPL, there is no financial instrument which is designated as FVTPL

Notes to the Consolidated Financial Statements

for the year ended March 31, 2022

(ii) Fair value hierarchy

This section explains the judgements and estimates made in determining the fair values of the financial instruments that are recognised and measured at fair value. To provide an indication about the reliability of the inputs used in determining fair value, the Group has classified its financial instruments into the three levels prescribed under the accounting standard. An explanation of each level follows underneath the table.

Financial assets and liabilities measured at fair value - recurring fair value measurements (₹ in Million)

	Note No.	Level 1	Level 2	Level 3	Total
As at March 31, 2022					
Financial assets					
- Investments in mutual funds (Unquoted)	5 (b)	-	4,545.36	-	4,775.36
- Foreign exchange forward contracts at FVOCI	8	-	11.64	-	11.64
		-	4,557.00	-	4,787.00
Financial liabilities					
- Foreign exchange forward contracts at FVOCI		-	-	-	-
		-	-	-	-
As at March 31, 2021					
Financial assets					
- Investments in mutual funds (Unquoted)	5 (b)	-	2,639.31	-	2,679.31
- Foreign exchange forward contracts at FVOCI	8	-	11.93	-	11.93
		-	2,651.24	-	2,691.24
Financial liabilities					
- Foreign exchange forward contracts at FVOCI		-	-	-	-
		-	-	-	-

Level 1: Level 1 hierarchy includes financial instruments measured using quoted prices. No assets are classified in this category.

Level 2: The fair value of financial instruments that are not traded in an active market is determined using valuation techniques which maximise the use of observable market data and rely as little as possible on entity-specific estimates. If all significant inputs required to fair value an instrument are observable, the instrument is included in level 2.

Level 3: If one or more of the significant inputs is not based on observable market data, the instrument is included in level 3. No assets are classified in this category.

There are no transfers between levels 1 and 2 during the year.

(iii) Valuation technique used to determine fair value

Specific valuation techniques used to value financial instruments include:

- the fair value of the mutual funds is determined using daily NAV as declared for the particular scheme by the Asset Management Company. The fair value estimates are included in Level 2.
- the fair value of foreign exchange forward contracts is determined using market observable inputs, including prevalent forward rates for the maturities of the respective contracts and interest rate curves as indicated by Banks and third parties.

All of the resulting fair value estimates are included in level 2.

Notes to the Consolidated Financial Statements

for the year ended March 31, 2022

(iv) Valuation processes

The finance team has requisite knowledge and skills. The team headed by CFO directly reports to the audit committee to arrive at the fair value of financial instruments.

(v) Fair value of financial assets and liabilities that are not measured at fair value (but fair value disclosures are required)

The management considers that the carrying amounts of financial assets and financial liabilities recognised in the financial statements approximate their fair values.

Note 39: Interest in other entities

(i) Subsidiary

Details of the Group's subsidiary at the end of the reporting period is as follows:

Name of Subsidiary	Principal activities	Place of incorporation and operation	Proportion of ownership interest and voting power held by the Group	
			31-Mar-22	31-Mar-21
Triveni Turbines Europe Private Limited	Trading & services of steam turbines	United Kingdom	100%	100%
Triveni Energy Solutions Limited* (formerly known as GE Triveni Limited)	Trading and services of steam turbines and parts thereof	India	100%	50%
Triveni Turbines DMCC (step-down subsidiary)	Trading of steam turbines and parts thereof	Dubai, United Arab Emirates	100%	100%
Triveni Turbines Africa Pvt. Ltd. (step-down subsidiary)	Trading & services of steam turbines and parts thereof	South Africa	100%	100%
TSE Engineering Pty. Ltd (step-down subsidiary)#	Trading and services of steam turbines and parts thereof	South Africa	70%	-

*Ceased to be joint venture and became wholly owned subsidiary w.e.f September 06, 2021.

W.e.f March 01, 2022.

(ii) Interest in joint venture

Details of the Group's joint venture at the end of the reporting period is as follows:

Name of joint venture	Principal activities	Place of incorporation and operation	Proportion of ownership interest and voting power held by the Group	
			31-Mar-22	31-Mar-21
Triveni Energy Solutions Limited (formerly known as GE Triveni Limited)	Trading and services of steam turbines and parts thereof	India	-	50%

*Ceased to be joint venture and became wholly owned subsidiary w.e.f September 06, 2021.

The above joint venture is accounted for using the equity method in these consolidated financial statements up to September 06, 2021.

Notes to the Consolidated Financial Statements

for the year ended March 31, 2022

(a) Summarised financial information for joint venture

The summarised financial information below represents amounts shown in the joint venture's financial statements adjusted by the Group for equity accounting purposes.

(₹ in Million)

	06-Sep-21	31-Mar-21
Current assets		
Cash and cash equivalent	222.47	275.99
Other assets	914.21	537.57
Total current assets	1,136.68	813.56
Total non-current assets	81.56	113.52
Current liabilities		
Financial liabilities (excluding trade payables and provisions)	20.90	20.54
Other liabilities	701.46	345.88
Total current liabilities	722.36	366.42
Non-current liabilities		
Financial liabilities (excluding trade payables and provisions)	-	-
Other liabilities	3.08	-
Total non-current liabilities	3.08	-
Net assets	492.80	560.66

Summarised Statement of Profit and Loss of Triveni Energy Solutions Limited (formerly known as GE Triveni Limited)

(₹ in Million)

	6-Sep-21	31-Mar-21
Revenue	230.51	473.65
Interest income	4.19	11.59
Depreciation and amortisation	7.92	21.80
Interest expense	-	0.86
Income tax expense	(6.64)	22.64
Profit from continuing operations	(19.15)	73.10
Profit from discontinued operations	-	-
Profit for the year	(19.15)	73.10
Other comprehensive income	-	-
Total comprehensive income	(19.15)	73.10
Dividend received from the joint venture	-	-

Notes to the Consolidated Financial Statements

for the year ended March 31, 2022

Reconciliation of the above summarised financial information to the carrying amount of the interest in the joint venture recognised in consolidated financial statements:

	(₹ in Million)	
	06-Sep-21	31-Mar-21
Net assets of Triveni Energy Solutions Limited(formerly know as GE Triveni Limited)	492.80	560.66
Group's share in % up to September 06, 2021	50%	50%
Group's share in ₹ in Million	246.40	280.33
Adjustments:		
Group's share in adjustment for unrealised profits on inter-company transactions (net of tax)	(7.15)	(0.14)
	239.25	280.19
Less: adjustment of carrying amount of interest in joint venture adjusted on business combination	(239.25)	-
Net carrying amount	-	280.19

Note 40: Additional information required by Schedule III

Name of the entity in the Group	Net Assets, i.e., total assets minus total liabilities		Share in profit or loss		Share in other comprehensive income		Share in total comprehensive income	
	As % of consolidated net assets	Amount (₹ in Million)	As % of consolidated profit or loss	Amount (₹ in Million)	As % of consolidated other comprehensive income	Amount (₹ in Million)	As % of consolidated total comprehensive income	Amount (₹ in Million)
Parent								
Triveni Turbine Limited								
March 31, 2022	89.95%	7,711.96	92.34%	2,494.94	2.00%	3.96	86.16%	2,498.90
March 31, 2021	92.92%	5,924.33	86.59%	887.24	101.50%	50.11	87.28%	937.35
Subsidiaries								
Indian								
Triveni Energy Solutions Limited								
March 31, 2022	7.68%	658.65	6.14%	165.87	-	-	5.72%	165.87
March 31, 2021	-	-	-	-	-	-	-	-
Foreign								
Triveni Turbines Europe Private Ltd								
March 31, 2022	0.53%	45.21	-0.09%	(2.56)	-	-	-0.09%	(2.56)
March 31, 2021	0.76%	48.39	-0.46%	(4.68)	-	-	-0.44%	(4.68)
Triveni Turbines DMCC								
March 31, 2022	3.61%	309.41	2.79%	75.36	-	-	2.60%	75.36
March 31, 2021	3.54%	225.68	7.14%	73.14	-	-	6.81%	73.14
Triveni Turbines Africa Pvt. Ltd.								
March 31, 2022	0.41%	35.02	1.02%	27.48	-	-	0.95%	27.48
March 31, 2021	0.16%	10.24	0.20%	2.08	-	-	0.19%	2.08
TSE Engineering Pty. Ltd.								
March 31, 2022	0.21%	18.29	0.01%	0.34	-	-	0.01%	0.34
March 31, 2021	0.00%	-	0.00%	-	-	-	0.00%	-
Minority Interest in subsidiaries								
March 31, 2022	0.10%	8.15	0.00%	0.10	-0.44%	(0.88)	-0.03%	(0.78)
March 31, 2021	-	-	-	-	-	-	-	-
Joint ventures (Investments as per the equity method)								
Indian								
Triveni Energy Solutions Limited								
(formerly known as GE Triveni Limited)								
March 31, 2022	-	-	-1.57%	(42.41)	-	-	-1.46%	(42.41)
March 31, 2021	3.16%	201.65	5.13%	52.52	-	-	4.89%	52.52

Notes to the Consolidated Financial Statements

for the year ended March 31, 2022

Name of the entity in the Group	Net Assets, i.e., total assets minus total liabilities		Share in profit or loss		Share in other comprehensive income		Share in total comprehensive income	
	As % of consolidated net assets	Amount (₹ in Million)	As % of consolidated profit or loss	Amount (₹ in Million)	As % of consolidated other comprehensive income	Amount (₹ in Million)	As % of consolidated total comprehensive income	Amount (₹ in Million)
Consolidation and business combination adjustment and Foreign Currency Translation Reserve (FCTR)								
March 31, 2022	-2.49%	(212.85)	-0.64%	(17.16)	0.98	195.35	6.14%	178.19
March 31, 2021	-0.54%	(34.50)	1.40%	14.34	(0.01)	(0.74)	1.27%	13.60
Total								
March 31, 2022	100%	8,573.84	100%	2,701.96	100%	198.43	100%	2,900.39
March 31, 2021	100%	6,375.79	100%	1,024.64	100%	49.37	100%	1,074.01

Note: The above figures are before eliminating intra group transactions and intra group balances as at 31st March, 2022. Total of intra-group adjustments (including Foreign Currency Translation Reserve and business combination adjustment) is shown as separate line items.

Note 41: Leases

Group as a Lessee

- (i) During financial year 2014-15, the Group had acquired land at Sompura from Karnataka Industrial Areas Development Board (KIADB) on a lease-cum-sale basis. The land is under lease for initial period of ten years thereafter the ownership of the land will be transferred in favour of the Group. (refer note 3(i)). Initial upfront lease payment (including slum cess and process fee) of ₹ 365.81 Million was made to the KIADB for acquisition of land and thereafter, the Group's obligations under lease is yearly recurring maintenance charges of ₹ 0.14 Million during the lease period. There is no contingent rent or restriction imposed in the lease agreement.
- (ii) The Group has various lease contracts for vehicles, office equipment and office premises used in its operations. Leases of vehicles and office equipment generally have lease term of 5 years while office premises have lease terms between 2 and 9 years. The Company's obligations under its leases are secured by the lessor's title to the leased assets. The Group has given refundable interest-free security deposits under certain agreements. There is no contingent rent, sublease payments or restriction imposed in the lease agreement.

The Group also has certain leases of office premises with lease terms of 12 months or less and leases of office equipment with low value. The Company applies the 'short-term lease' and 'lease of low-value assets' recognition exemptions for these leases as per Ind AS 116.

Set out below are the carrying amounts of right-of-use assets recognised and the movements during the year. (₹ in Million)

	Motor Vehicle	Office Equipment	Office Premises	Total
As at April 1, 2020	6.08	1.93	18.87	26.88
Addition	2.73	-	1.88	4.61
Deletion	(0.26)	(1.48)	(0.46)	(2.20)
Depreciation expense	2.97	0.45	2.53	5.95
As at March 31, 2021	5.58	-	17.76	23.34
Addition	-	-	-	-
Deletion	-	-	-	-
Depreciation expense	3.04	-	3.17	6.21
Other adjustments	-	-	0.04	0.04
As at March 31, 2022	2.54	-	14.59	17.17

Notes to the Consolidated Financial Statements

for the year ended March 31, 2022

Set out below are the carrying amounts of lease liabilities and the movements during the year:

(₹ in Million)

	31-Mar-22	31-Mar-21
Opening Balance	26.43	28.78
Addition	-	4.61
Deletion	(1.48)	(2.20)
Interest expense on lease liabilities	2.25	2.67
Payment of lease liabilities	(6.93)	(7.43)
Closing Balance	20.27	26.43
Current	4.82	6.16
Non-current	15.45	20.27
	20.27	26.43

- (i) The maturity analysis of lease liabilities are disclosed in note 37(ii)
(ii) The effective interest rate for lease liabilities is 9.5%, with maturity between 2021-2028

The following are the amounts recognised in Statement of Profit or Loss:

(₹ in Million)

	31-Mar-22	31-Mar-21
Depreciation expense of right-of-use assets	6.21	5.95
Interest expense on lease liabilities	2.25	2.67
Expense relating to short-term leases & low value assets (included in other expenses)	13.13	11.96

Group as a lessor

The Group has given certain portions of its office premises under leases. These leases are not non-cancellable and are extendable by mutual consent and at mutually agreeable terms. The gross carrying amount, accumulated depreciation and depreciation recognized in the Statement of Profit and Loss in respect of such portion of the leased premises are not separately identifiable. There is no impairment loss in respect of such premises. No contingent rent has been recognised in the Statement of Profit and Loss. There are no minimum future lease payments as there are no non-cancellable leases. Lease income is recognised in the Statement of Profit and Loss under "Other Income" (refer note 23). Initial direct costs incurred, if any, to earn revenues from a lease are recognised as an expense in the Statement of Profit and Loss in the period in which they are incurred.

Note 42: Commitments

(₹ in Million)

	31-Mar-22	31-Mar-21
(i) Estimated amount of contracts remaining to be executed on capital account and not provided for (against which advances paid aggregating to ₹ 40.34 Million (March 31, 2021: ₹ 0.84 Million)	169.36	14.97
(ii) Other commitments- Derivative instruments	Refer note 37 (iii) (a), (b)	

Notes to the Consolidated Financial Statements

for the year ended March 31, 2022

Note 43: Contingent liabilities, contingent assets and litigations

Contingent liabilities

(₹ in Million)

	31-Mar-22	31-Mar-21
Claims against the Group not acknowledged as debts:	143.64	79.92
(i) Claims which are being contested by the Group and in respect of which the Group has paid amounts aggregating to ₹ 3.72 Million (March 31, 2021: ₹ 1.67 Million), excluding interest, under protest pending final adjudication of the cases:		

Sl. No.	Particulars	Amount of contingent liability		Amount paid	
		31-Mar-22	31-Mar-21	31-Mar-22	31-Mar-21
1	Service tax	56.49	54.02	1.67	1.67
2	Income tax	85.67	24.42	2.05	-
3	Others	1.48	1.48	-	-

The amount shown above represent the best possible estimates arrived at on the basis of available information. The uncertainties, possible payments and reimbursements are dependent on the outcome of the different legal processes which have been invoked by the Group or the claimants, as the case may be, and therefore cannot be predicted accurately. The Group engages reputed professional advisors to protect its interests and has been advised that it has strong legal position against such disputes.

- (ii) Demand of ₹ 836.58 million and ₹ 605.83 million for AY 2018-19 and AY 2019-20 respectively has been raised upon processing of the income tax returns filed by the company without giving credit for due taxes paid which are reflected in Form 26AS for the relevant years. Reprocessing request / rectification application has been filed for correction of the apparent errors. The management believes that upon due rectifications, the demand shall reduce to ₹ 8.83 million in AY 2018-19 and ₹ Nil in AY 2019-20. The relevant orders creating the demands are also the subject matter of appeals filed by the Company before the Commissioner of Income Tax (Appeals).

Contingent assets

Based on management analysis, there are no material contingent assets as on March 31, 2022 (March 31, 2021: Nil).

Note 44: Exceptional items

Exceptional items consist of the following Income /(Expenses)

(₹ in Million)

	31-Mar-22	31-Mar-21
Settlement consideration [refer note (i) below]	2,080.00	-
Associated expenses towards settlement [refer note (i) below]	(191.01)	-
Associated Income towards settlement [refer note (i) below]	36.81	-
Gain on previously held interest [refer note (ii) below]	56.10	-
Voluntary Retirement Scheme expenses [refer note (iii) below]	-	(185.20)
	1,981.90	(185.20)

Notes to the Consolidated Financial Statements

for the year ended March 31, 2022

- (i) During the year ended March 31, 2022, a Settlement Agreement had been executed on September 6, 2021 between the Company and General Electric Company and its affiliates including DI Netherlands BV, its joint venture partner in the joint venture company, Triveni Energy Solutions Limited (TESL) (Formerly known as GE Triveni Limited) to fully and finally settle and resolve all such disputes, litigations and arbitrations pending before various legal forums, which have been withdrawn from respective legal forum.

Pursuant to such agreement, the Joint Venture Agreement dated April 15, 2010, and other Ancillary Agreements entered into by the Company with GE/Affiliate of GE has been terminated and entire equity stake of DI Netherlands BV, in TESL had been purchased by the Company at ₹ 80 Million and resultantly, TESL has become a wholly owned subsidiary of the Company with effect from September 6, 2021. Also, refer note (ii) below for further details.

Further, DI Netherlands Limited had paid a settlement consideration of ₹ 2,080 million to the Company. The settlement consideration, net of associated expenses aggregating to ₹ 191.01 million towards settlement such as legal and professional charges of ₹ 94.62 million and provision for obsolete/non-usable inventories of ₹ 96.38 million and associated income of ₹ 36.81 million due to write back of liability no longer required, has been recognised in the Statement of Profit and Loss and presented as an exceptional item.

- (ii) Pursuant to Share Purchase Agreement dated September 6, 2021, the Company has acquired remaining shares in TESL from existing shareholder. Consequently, TESL has been considered as a joint venture till September 6, 2021. During the year until September 6, 2021, the Company had recognised its share of loss in TESL amounting to ₹ 42.41 million. These losses are mainly on account of impairment of certain non-current assets and reduction in profit after tax of TESL based on the adoption of audited financial statements for FY 2019-20 by the Board of Directors of TESL during the year ended March 31, 2022.

The Group had accounted acquisition of remaining share in TESL as Business Combination as per Ind AS 103 and consolidated TESL from September 6, 2021 onwards. The fair value of the acquired assets and liabilities as on the date of acquisition has been determined by the Independent Valuer appointed by the Company. Consequently, the Group had recognised bargain purchase gain of ₹ 190.71 million in capital reserve through Other Comprehensive Income and recognised a gain on previously held interest in TESL amounting ₹ 56.10 million in the statement of profit and loss which had been presented as an exceptional item.

- (iii) During the year ended March 31, 2021, the Company had implemented a Voluntary Retirement Scheme (VRS) for Workmen and total expenditure of ₹ 185.20 million for VRS had been recognised in the Statement of Profit and Loss and presented as an Exceptional Item.

Note 45: Disclosures required under Section 22 of the Micro, Small and Medium Enterprises Development Act, 2006

Based on the intimation received by the Group from its suppliers regarding their status under the Micro, Small and Medium Enterprises Development Act, 2006, the relevant information is provided here below:

(₹ in Million)

	31-Mar-22	31-Mar-21
The principal amount and the interest due thereon remaining unpaid to any supplier as at the end of accounting year; as at the end of the year		
(i) Principal amount	131.10	111.81
(ii) Interest due on above		
The amount of interest paid by the buyer in terms of section 16 of Micro, Small and Medium Enterprises Development Act, 2006, along with the amount of the payment made to the supplier beyond the appointed day during each accounting year	-	-

Notes to the Consolidated Financial Statements

for the year ended March 31, 2022

(₹ in Million)

	31-Mar-22	31-Mar-21
The amount of interest due and payable for the year of delay in making payment (which have been paid but beyond the appointed day during the year) but without adding the interest specified under the Micro, Small and Medium Enterprises Development Act, 2006	-	-
The amount of interest accrued and remaining unpaid at the end of each accounting year; and	-	-
The amount of further interest remaining due and payable even in the succeeding years, until such date when the interest dues above are actually paid to the small enterprise, for the purpose of disallowance of a deductible expenditure under section 23 of the Micro, Small and Medium Enterprises Development Act, 2006	-	-

Note 46: Research & development expenses

During the year, the Group has incurred expenditure of ₹ 65.79 Million (March 31, 2021: ₹ 73.84 Million) on research and development activities as per following details:

(₹ in Million)

	31-Mar-22	31-Mar-21
Revenue expenses	63.39	56.34
Capital expenditure	2.40	17.50
Total	65.79	73.84

Note 47: Ind AS 115 – Revenue from Contracts with Customers

i) Disaggregated revenue information

In the following table, revenue is disaggregated by major products/service lines and timing of revenue recognition:

(₹ in Million)

	Timing of revenue recognition	31-Mar-22	31-Mar-21
Sale of products			
Finished goods			
- Turbines (including related equipments and supplies)	At point in time	5,802.93	4,810.33
- Spares	At point in time	1,585.96	1,373.99
Sale of Services			
Servicing, operation and maintenance	Over time	745.79	545.72
Erection and commissioning	At point in time	175.75	210.42
Turbine extended scope turnkey project	Over time	98.26	3.33
Other operating income			
Sale of scrap	At point in time	4.71	2.76
Technology transfer fee	At point in time	-	9.44
Export incentives	At point in time	108.95	69.85
		8,522.35	7,025.84

Notes to the Consolidated Financial Statements

for the year ended March 31, 2022

ii) Contract balances

(₹ in Million)

	31-Mar-22	31-Mar-21
Trade receivables	1,014.82	771.27
Contract assets – Amounts due from Customers under construction contracts	-	6.21
Contract assets – Unbilled revenue	14.37	54.14
Contract liabilities – Advance from customers	2,885.12	1,681.09
Contract liabilities – Deferred revenue	75.57	43.86
Contract liabilities – Amount due to customers under construction contracts	4.78	-

Trade receivables have increased by ₹ 243.55 million over previous year due to increase in sales. During the year, provision for doubtful debts and expected credit losses on trade receivables was recognised as disclosed below.

(₹ in Million)

	31-Mar-22	31-Mar-21
Provision, net of reversal for doubtful debts	10.92	25.57
	10.92	25.57

Contract liabilities include advances received from customers, deferred revenue and amount due to customers. The outstanding balances of these accounts has significantly increased by ₹ 1,240.52 million primarily on account of performance obligation to be satisfied in coming years against which the advances were received during the year.

During the year, the Group has recognised revenue of ₹ 1,404.16 million out of the contract liabilities outstanding at the beginning of the year.

(iii) Reconciliation of revenue recognised with contract price

(₹ in Million)

	31-Mar-22	31-Mar-21
Contract price	8,558.80	7,057.53
Adjustments for: Variable Considerations - Others	(36.45)	(31.69)
Total revenue from operations	8,522.35	7,025.84

iv) Performance obligation

Information about the Group's performance obligations are summarised below:

Sale of goods

The performance obligation is satisfied upon shipment of the goods and transfer of control. The Group considers whether there are other promises in the contract that are separate performance obligations to which a portion of the transaction price is allocated.

Sale of services

The performance obligation is satisfied over-time or point in time based on the nature of services and payment is generally due upon completion of services

Obligation towards warranties

The Group provides for warranties to its customers in the nature of assurance-type. The assurance-type warranty is accounted for as obligation and provided for under Ind AS 37 Provisions, Contingent Liabilities and Contingent Assets.

Notes to the Consolidated Financial Statements

for the year ended March 31, 2022

Note 48: Business Combination

(i) Acquisition of joint Venture

As a result of settlement agreement as referred in note 44 of the consolidated financial statements, the Joint Venture Agreement dated April 15, 2010, and other Ancillary Agreements entered into by the Company with GE/Affiliate of GE has been terminated and entire equity stake of DI Netherlands BV, in Triveni Energy Solutions Limited (formerly known as GE Triveni Limited) ("TESL") has been purchased by the Company at ₹ 80 million and resultantly, TESL has become a wholly owned subsidiary of the Company with effect from September 06, 2021.

Identifiable assets, liabilities and contingent liabilities assumed in this business combination as at September 06, 2021.

Description	Amount (₹ in Million)
Fair value of consideration transferred	
Amount settled in cash	80.00
Previously held interest (50%) (refer note 44)	295.35
Total consideration (A)	375.35
Recognisable amount of identifiable net assets	
Property, plant and equipment	49.48
Intangible assets (customer contracts)	3.61
Deferred tax assets	1.51
Other financial assets	0.35
Current tax assets	17.33
Total Non-current assets (i)	72.28
Inventories (net of allowance of non moving inventory of ₹ 5.57 million)	376.46
Trade receivables (net of allowance for bad and doubtful debts of ₹ 20.52 million)	321.23
Other financial assets	22.88
Other assets	277.69
Cash and bank balances	232.77
Total current assets (ii)	1231.03
Provisions	3.08
Other financial liabilities	14.42
Total non-current liabilities (iii)	17.50
Trade payables	523.15
Other liabilities	148.31
Provisions	17.17
Deferred tax liabilities on fair value of assets and liabilities	24.64
Other financial liabilities	6.48
Total current liabilities (iv)	719.75
Identifiable assets (B)= [i+ii-iii-iv]	566.06
Capital reserve (B-A)	190.71
Calculation of Cash flow from above acquisition	
Consideration settled in Cash (A)	80.00
Less:-	
Balance acquired	
Cash and cash equivalents	222.48
Bank balance other than cash and cash equivalents	10.30
Total (B)	232.78
Net cash in-flow from acquisition (B-A)	152.78

Notes to the Consolidated Financial Statements

for the year ended March 31, 2022

Plant & Machinery was valued using the replacement cost method and Customer contracts which was valued using the income approach model by estimating future cashflows generated by these assets and discounting them to present value using rates in line with a market participant expectation. The fair value of other assets and liabilities acquired were equal to the carrying value on the date of acquisition.

(ii) Acquisition of TSE Engineering Pty Ltd.

During the year ended March 31, 2022, the Group has acquired 70% equity stake in TSE Engineering Pty. Ltd.(TSE), a company in South Africa with effect from March 1, 2022 at a price consideration of ₹ 57.65 million. With the said acquisition, TSE has become a step down subsidiary of the Company from that date.

Identifiable assets, liabilities and contingent liabilities assumed in this business combination is as under:

Description	Amount (₹ in Million)
Fair value of consideration transferred	57.65
Non-controlling interest	8.93
Total consideration (A)	66.58
Recognisable amount of identifiable net assets	
Property, plant and equipment	9.87
Intangible assets (Customer relationships)	18.46
Total Non-current assets (i)	28.33
Inventories	14.20
Other financial assets - current	12.47
Cash and bank balances	0.06
Total current assets (ii)	26.73
Trade payables	5.34
Borrowing	11.48
Other liabilities	3.12
Deferred tax liabilities on fair value of assets and liabilities	4.90
Other financial liabilities	0.17
Total current liabilities (iii)	25.01
Identifiable assets (B)= [i+ii-iii]	30.05
Goodwill (A-B)	36.53
Calculation of Cash flow from above acquisition	
Consideration settled in Cash (A)	57.65
Less:-	
Balance acquired	
Cash and cash equivalents	0.06
Bank balance other than cash and cash equivalents	-
Total (B)	0.06
Net Cash outflow from acquisition (B-A)	(57.59)

Customer relationship intangible asset was valued using the income approach model by estimating future cashflows generated by this asset and discounting it to present value using rates in line with a market participant expectation. The fair value of the other assets and liabilities acquired were equal to the carrying value on the date of acquisition.

Note 49: Other statutory information

- (i) The Holding Company and subsidiary incorporated in India does not have any Benami property, where any proceeding has been initiated or pending against the the Holding Company and subsidiary incorporated in India for holding any Benami property.
- (ii) The Holding Company and subsidiary incorporated in India does not have any charges or satisfaction which is yet to be registered with ROC beyond the statutory period.

Notes to the Consolidated Financial Statements

for the year ended March 31, 2022

- (iii) The Holding Company and subsidiary incorporated in India has not traded or invested in Crypto currency or Virtual Currency during the financial year.
- (iv) The Group has not advanced or loaned or invested (either from borrowed funds or share premium or any other sources or kind of funds) to any person or entity, including foreign entities (“Intermediaries”) with the understanding, whether recorded in writing or otherwise, that the Intermediary shall lend or invest in party identified by or on behalf of the Group (“Ultimate Beneficiaries”).
- (v) The Group has not received any fund from any party(ies) (Funding Party) with the understanding that the Company shall whether, directly or indirectly lend or invest in other persons or entities identified by or on behalf of the Group (“Ultimate Beneficiaries”) or provide any guarantee, security or the like on behalf of the Ultimate beneficiaries.
- (vi) The Holding Company and subsidiary incorporated in India is not declared as willful defaulter by any bank or financial institution (as defined under the Companies Act, 2013) or consortium thereof or other lender in accordance with the guidelines on willful defaulters issued by the Reserve Bank of India.
- (vii) The Holding Company has complied with the number of layers for its holding in downstream companies prescribed under clause (87) of section 2 of the Companies Act, 2013 read with the Companies (Restriction on number of Layers) Rules, 2017.
- (viii) The Holding Company and subsidiary incorporated in India does not have any transaction which is not recorded in the books of accounts that has been surrendered or disclosed as income during the year in the tax assessments under the Income Tax Act, 1961 (such as, search or survey or any other relevant provisions of the Income Tax Act, 1961).
- (ix) The Holding Company and subsidiary incorporated in India did not have any material transactions with companies struck off under Section 248 of the Companies Act, 2013 or Section 560 of Companies Act, 1956 during the financial year.

Note 50: Comparatives

The figures for the previous year have been regrouped/reclassified wherever necessary to confirm with the current year’s classification.

Note 51. Approval of Consolidated Financial Statements

The Consolidated financial Statements were approved for issue by the Board of Directors of the Company on May 13, 2022 subject to approval of shareholders.

For **Walker Chandiook & Co LLP**
Chartered Accountants
Firm’s Registration No.: 001076N/N500013

For and on behalf of the Board of Directors of **Triveni Turbine Limited**

Vijay Vikram Singh
Partner
Membership No.: 059139

Dhruv M. Sawhney
Chairman & Managing Director
DIN: 00102999

Homai A. Daruwalla
Director & Audit Committee Chairperson
DIN: 00365880

Place: Bengaluru
Date: May 13, 2022

Lalit Kumar Agarwal
Vice President & CFO
Place: Noida (U.P.)
Date: May 13, 2022

Rajiv Sawhney
Company Secretary [ACS: 8047]

Corporate Information

REGISTERED OFFICE

A-44, Hosiery Complex,
Phase II Extension,
Noida - 201 305 (U.P.)
STD Code: 0120 Phone: 4748000 Fax: 4243049
CIN: L29110UP1995PLC041834
Website: www.triveniturbines.com

CORPORATE OFFICE

'Express Trade Towers',
8th Floor, 15-16, Sector-16A
Noida - 201 301 (U.P.)
STD Code: 0120
Phone: 4308000, Fax: 4311010-11

SHARE DEPARTMENT/INVESTORS' GRIEVANCES

'Express Trade Towers',
8th Floor, 15-16, Sector-16A
Noida 201 301(U.P.)
STD Code: 0120
Phone: 4308000
Fax: 4311010-11
Email: shares.ttl@trivenigroup.com

REGISTRAR AND SHARE TRANSFER AGENTS

For Equity Shares held in physical and electronic mode
(Correspondence Address)
M/s Alankit Assignments Ltd.,
Alankit Heights
Unit: Triveni Turbine Limited
4E/2, Jhandewalan Extension,
New Delhi - 110 055.
STD Code: 011 Phone: 42541234, 42542354
Fax: 011- 23552001
Email: rta@alankit.com

MANUFACTURING FACILITY

- 1) 12-A, Peenya Industrial Area,
Peenya, Bengaluru - 560 058
STD Code: 080
Phone: 22164000 Fax: 22164100
- 2) No. 491, Sompura 2nd Stage
KIADB Sompura Industrial Area
Nelamangala Taluk
Bengaluru - 562123
STD Code: 080
Phone: 28060700

SUBSIDIARY COMPANIES

Triveni Energy Solutions Limited
(formerly known as GE Triveni Limited)
12-A, Peenya Industrial Area, Peenya, Bengaluru - 560 058
STD Code: 080 Phone: 22164000, Fax: 22164100

Triveni Turbines Europe Private Limited
Foreign Subsidiary
U.K.

Triveni Turbines DMCC
Foreign Subsidiary
Dubai, UAE

Triveni Turbines Africa (Pty) Ltd
Foreign Subsidiary
South Africa

TSE Engineering (Pty) Ltd
Foreign Subsidiary
South Africa

CORPORATE INFORMATION

Chairman and Managing Director

Mr. Dhruv M. Sawhney (DIN 00102999)

Vice Chairman & Managing Director

Mr. Nikhil Sawhney (DIN 00029028)

Executive Director

Mr. Arun Prabhakar Mote (DIN 01961162)

Directors

Mr. Tarun Sawhney (DIN 00382878)
Ms. Homai A Daruwalla (DIN 00365880)
Dr. Anil Kakodkar (DIN 03057596)
Mr. Shailendar Bhandari (DIN 00317334)
Mr. Pulak Chandan Prasad (DIN 00003557)
Mr. Vijay Kumar Thadani (DIN 00042527)
Mr. Vipin Sondhi (DIN 00327400)

Vice President & CFO

Mr. Lalit Kumar Agarwal

Company Secretary

Mr. Rajiv Sawhney

Bankers

Axis Bank Ltd
IDBI Bank Ltd
Punjab National Bank
Yes Bank Ltd
Standard Chartered Bank
Barclays Bank PLC

Auditors

M/s Walker Chandiook & Co. LLP
Website: www.triveniturbines.com



CIN: L29110UP1995PLC041834

12-A, Peenya Industrial Area, Peenya, Bengaluru - 560 058, India.

www.triveniturbines.com