



Notice to the Shareholders

Notice is hereby given that the 73rd Annual General Meeting of TEXMACO INFRASTRUCTURE & HOLDINGS LIMITED will be held on Saturday, 7th September, 2013 at 4:30 P.M. at K. K. Birla Kala Kendra, Texmaco Estate, Belgharia, Kolkata - 700 056 to transact the following businesses:

1. To receive and consider the Report of the Directors and to adopt the Audited Accounts of the Company for the year ended 31st March, 2013.
2. To declare Dividend on Equity Shares for the year ended 31st March, 2013.
3. To appoint Directors in place of Shri Gautam Khaitan and Shri Utsav Parekh, who retire by rotation and are eligible for re-election.
4. To appoint Auditors and to fix their remuneration.

In this regard to consider and if thought fit, to pass, with or without modification(s), the following Resolution as an Ordinary Resolution.

“Resolved that Messrs. K. N. Gutgutia & Co., Chartered Accountants (Registration No. 304153E), be and are hereby appointed as the Auditors of the Company to hold such office until the conclusion of the next Annual General Meeting to conduct the audit at a remuneration as may be decided by the Board of Directors of the Company.”

Belgharia
Kolkata – 700 056
Dated : 30th May, 2013

By Order of the Board
Kaushik Sonee
Secretary

NOTES:

- (i) ***A Member entitled to attend and vote at the Meeting is entitled to appoint a Proxy to attend and vote instead of himself / herself, and the Proxy need not be a member.***
The instrument appointing Proxy should however, be deposited at the Registered Office of the Company not less than forty-eight hours before the commencement of the Meeting.
- (ii) The Register of Members of the Company will remain close from 2nd September, 2013 to 7th September, 2013, both days inclusive.
- (iii) The Equity Shares of the Company are listed at National Stock Exchange of India Limited, Exchange Plaza, Bandra Kurla Complex, Bandra (E), Mumbai – 400 051, Bombay Stock Exchange Limited, P. J. Towers, Dalal Street, Mumbai – 400 001 and The Calcutta Stock Exchange Limited, 7 Lyons Range, Kolkata – 700 001. The Annual Listing fee has been paid to each of the above Stock Exchanges.
- (iv) In terms of Section 256 of the Companies Act, 1956, Shri Gautam Khaitan and Shri Utsav Parekh retire by rotation at the ensuing Annual General Meeting of the Company and being eligible, offer themselves for re-appointment. The Board recommends their re-appointment. Shri Gautam Khaitan and Shri Utsav Parekh do not hold any Equity Shares of the Company. Additional information in respect of their re-appointment, pursuant to Clause 49 of the Listing Agreement with Stock Exchanges is appearing in the Report on the Corporate Governance.
- (v) The Profit and Loss Account for the financial year ended 31st March, 2013, the Balance Sheet as at that date, the Auditors' Report, the Directors' Report and all other documents annexed or attached to the Balance Sheet, are available for inspection by the Members at the Registered Office of the Company between 11.00 A.M. and 1.00 P.M. on working days up to this Annual General Meeting.
- (vi) Members who have not registered their e-mail address so far are requested to register their e-mail address so that they can receive the Annual Report and other communication from the Company electronically.
- (vii) In line with the SEBI Circular dated 21st March, 2013 emphasizing on electronic funds transfer, Members are requested to provide their Bank details to the Company / RTA in order to avail the electronic payment facility.

Belgharia
Kolkata – 700 056
Dated : 30th May, 2013

By Order of the Board
Kaushik Sonee
Secretary



TEXMACO INFRASTRUCTURE & HOLDINGS LIMITED

Registered Office: Belgharia, Kolkata – 700 056

ATTENDANCE SLIP

Please complete this Attendance Slip and hand it over at the entrance of the Hall.

Full name of Shareholder (in block letters):	Folio / Client ID*/DP ID* No.:
	No. of Shares held:

I hereby record my presence at the 73rd Annual General Meeting of TEXMACO INFRASTRUCTURE & HOLDINGS LIMITED held on Saturday, 7th September, 2013, at 4:30 P.M. at K. K. Birla Kala Kendra, Texmaco Estate, Belgharia, Kolkata - 700 056.

Signature of the Shareholder / Proxy:

- Notes:
1. Only Shareholder of the Company or their proxy will be allowed to attend the Meeting.
 2. Shareholder / Proxy holder desiring to attend the Meeting should bring their copy of the Annual Report for reference at the Meeting.

TEAR HERE

TEAR HERE



TEXMACO INFRASTRUCTURE & HOLDINGS LIMITED

Registered Office: Belgharia, Kolkata – 700 056

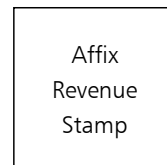
PROXY FORM

Folio / Client ID*/DP ID* No.:	No. of Shares held:
--------------------------------	---------------------

I/We _____ of _____ in the District of _____ being a Member/Members of the above named Company, hereby appoint Mr./ Ms. _____ of _____ in the District of _____ or failing him / her Mr./ Ms. _____ of _____ in the District of _____ or failing him / her Mr./ Ms. _____ of _____ in the District of _____ as my / our proxy to attend and vote for me / us on my / our behalf at the 73rd Annual General Meeting of TEXMACO INFRASTRUCTURE & HOLDINGS LIMITED to be held on Saturday, 7th September, 2013, at 4:30 P.M. at K. K. Birla Kala Kendra, Texmaco Estate, Belgharia, Kolkata - 700 056 and/or at any adjournment thereof.

As witness my/our hand(s) this _____ day of _____ 2013.

Signature _____



Note: This proxy duly completed must be deposited at the Registered Office of the Company, not less than 48 hours before the time of holding the aforesaid Meeting. The proxy need not be a member of the Company.



TEXMACO INFRASTRUCTURE & HOLDINGS LTD.

Annual Report 2012-13

**Ready for
the next orbit**



Contents

Corporate information	01
Report of the Directors	02
Report on Corporate Governance	05
Auditors' Report	15
Balance Sheet	18
Statement of Profit and Loss	19
Cash Flow Statement	20
Notes to Accounts	21
Consolidated Financial Statements	43

Corporate information

Directors

S. K. Poddar, Chairman

Utsav Parekh

Dipankar Chatterji

Gautam Khaitan

Akshay Poddar

Hemant Kumar, Executive Director

Secretary

Kaushik Sonce

Auditors

M/s. K. N. Gutgutia & Co., Kolkata

Bankers

State Bank of India

Registered Office

Belgharia, Kolkata 700 056

Corporate Office

Birla Lines,

G. T. Karnal Road,

Delhi - 110 007

Regional Office

• New Delhi

Report of the Directors

Your Directors have pleasure in presenting the Seventy Third Annual Report of the Company along with the Audited Accounts of the Company for the year ended 31st March, 2013.

Financial results

Rupees in Lakhs

	2012-13	2011-12
Operating Profit (PBIDT)	1,697.96	2,142.89
Less: Interest (Net)	395.11	268.59
Gross Profit (PBIDT)	2,093.07	2,411.48
Less: Depreciation	285.53	299.21
Profit before Taxation	1,807.54	2,112.27
Less: Provision for Taxation:		
Current Tax	235.00	270.00
Deferred Tax Liability / (Assets)	(40.50)	(50.33)
Income Tax for earlier year	1.02	-
Profit after Taxation	1,614.06	1,892.60
Add: Balance brought forward from previous year	6,768.60	6,098.15
	8,382.66	7,990.75
Appropriations		
Proposed dividend on Equity Shares (Incl. Tax)	223.62	222.15
General Reserve	1,200.00	1,000.00
Balance Carried Forward	6,959.04	6,768.60
	8,382.66	7,990.75

Dividend


The Directors have pleasure in recommending payment of a dividend of 15% (Rs. 0.15 per share) for the year ended March 31, 2013.

The Management Discussion and Analysis

The Company derives its major income from receipt of rent of leased out properties to blue chip companies on medium term basis at Gurgaon and dividend income out of its strategic investments.

Real Estate

In terms of the decision taken by the Screening Committee of the DDA in its meeting held on 27th February, 2012, the Company surrendered and DDA has duly taken possession of 52,201 sq.mtrs. land out of 58,951 sq.mtrs that was required to be surrendered to DDA. The balance area has not yet been surrendered owing the fact that 5 Nos. residential quarters (*out of total 266*) occupied by ex-employees have not yet been vacated.



The Hon'ble Distt. Judge, Delhi has recently issued Warrant of Possession in favour of DDA and it is expected that DDA will be able to take possession of the balance area and the process of surrender of the requisite land to DDA will be shortly completed.

In the meantime, the Company has applied to DDA for change of Land use of the area to be retained by the Company from "Industrial" to part "Residential" / and part "Commercial" as per the DDA Master Plan. This will improve the viability of the development Project. In this respect, the Ministry of Urban Development, Govt. of India, has recently issued a Gazette Notification dated 13th May, 2013, which is being analyzed by the Management.

Mini Hydro Power Project

The Company's 3 MW Mini Hydel Power Project located at Neora, District Darjeeling in the State of West Bengal improved its performance with evacuation of 67.03 Lakh units of power in the year 2012 – 13 against 55.47 Lakh units in the year 2011-12. However, the generation was lower than expected due to continuing problem of low availability of water in the lean season and excessive deposition of silt in the desilting chamber. U#3 which was under breakdown for more than a year, has been commissioned on 7th September, 2012 after replacement of MIV and few other critical components. The unit is now ready for full load operation in coming monsoon period. To resolve the continued problem of High Voltage Transmission Line of WBSEDCL, Load Flow study of our plant was conducted by SIT, Bhubaneswar, and as per their recommendation, order for installation of 4.5 MVA Auto-Transformer and associated controls have been placed. This will facilitate proper evacuation and correspondingly higher generation of power.

The Company has also started preliminary work on the development of Neora Stage II (6 MW) project which is located a few kilometers upstream of the current plant. For Neora Stage II project, application for FC & LA with proposal of alternative land to WBSEDCL has been submitted (completed) for transfer of Forest Land for project activity.

Based on the experience gained in successfully implementing Neora Hydro Power Project, the Company is looking for expanding its activities in Hydro Power Sector.

Human Relations

The Company continues to maintain its excellent record of human relations over the decades. Your Directors appreciate the commitment and dedication of its staff and officers.

Consolidated Financial Statements

In accordance with Accounting Standard 21 (Consolidated Financial Statements), the Group Accounts form part of this Report & Accounts. The Group Accounts also incorporate Accounting Standard 23 (Accounting for Investments in Associates in Consolidated Financial Statements) issued by the Institute of Chartered Accountants of India. The Group Accounts have been prepared on the basis of audited financial statements received from the subsidiaries, as approved by their respective Boards.

Corporate Governance

A separate report on Corporate Governance pursuant to Clause 49 of the Listing Agreement with the Stock Exchanges is attached as a separate Annexure and forms a part of this Report.



Directors' Responsibility Statement U/S 217(2AA) of the Companies Act, 1956

Your Directors state:

- (i) That in the preparation of the annual accounts, applicable accounting standards have been followed, along with proper explanations relating to material departures, and the Notes in the Auditors' Report in this regard are self-explanatory;
- (ii) That such accounting policies have been selected and applied consistently and judgements and estimates made that are reasonable and prudent, so as to give a true and fair view of the state of affairs of the Company at the end of the financial year, and of the profit of the Company for that period;
- (iii) That proper and sufficient care has been taken for the maintenance of adequate accounting records in accordance with the provisions of the Companies Act, 1956 for safeguarding the assets of the Company, and for preventing and detecting fraud and other irregularities;
- (iv) That the annual accounts have been prepared on a 'going concern' basis.

The SEBI's guidelines regarding Corporate Governance have been implemented by the Company. An Audit Committee of the Board and Investors' / Shareholders' Grievance Committee have been constituted and are functioning in keeping with the given guidelines.

Green Initiative

Your Company has started a sustainability initiative with the aim of going green and minimizing the impact on environment. The Company has issued a notice dated 20th December, 2011 in respect of the same to the Shareholders to opt for paperless compliances i.e. receipt of Annual Reports, Notices etc. through e-mails. Your Company has started sending Annual Reports, Notices etc. through e-mails to the Shareholders, whose e-mail IDs are registered with their Depository Participants.

In case a Shareholder wishes to receive a printed copy, he/she may please send a request to the Company, which will send a printed copy of the annual report to the Shareholder. Members are requested to support this initiative by registering / updating their email addresses for receiving Annual Reports, Notices etc. through e-mail.

Particulars of Employees

The number of employees as at 31st March, 2013 was 29. There was no employee who was in receipt of remuneration as required to be disclosed under Section 217(2A) of the Companies Act, 1956.

Directors

Shri Hemant Kumar, was appointed as an Executive Director w.e.f. 2nd September, 2011 and the same was approved by the Members in the last Annual General Meeting. Shri Gautam Khaitan and Shri Utsav Parekh, Directors, retire by rotation and being eligible, offer themselves for re-appointment at the ensuing Annual General Meeting.

Cost Auditors

Your Company has appointed Cost Auditors M/s. DGM Associates, Cost Accountants, for conducting the Cost Audit for the financial year 2012-13 in terms of Notifications and Companies (Cost Accounting Records) Rules issued by the Ministry of Corporate Affairs.

Auditors

The Auditors, M/s. K. N. Gutgutia & Co., Chartered Accountants, retire and are eligible for re-appointment.

For and on behalf of the Board

Place: Kolkata
Dated: 30th May, 2013

S. K. Poddar
Chairman

Report on Corporate Governance

(Pursuant to Clause 49 of the Listing Agreement)

1. Company's philosophy on Code of Governance

The core values of the Company's Corporate Governance are transparency, professionalism, accountability, customer focus, teamwork, quality, fairness and social responsibility. Your Company is committed to fulfill these objectives and enhance the wealth generating capacity, keeping in mind long-term interest of the shareholders, employees and the society. The Company believes in adopting and adhering to the best Corporate Governance practices and continuously benchmarking itself against the best practice in the industry.

2. Board of Directors

The Company's Board comprises Six Directors, represents the optimum mix of professionalism, knowledge, and experience. Half of the current strength of the Board is Independent Directors. The category of Directorship, number of meetings attended, attendance at the last AGM, Directorships in other Companies, number of Committees in which such Director is a member, are mentioned below:-

Name of the Director	Category of Directorship	No. of Board Meetings attended	Attendance at the last AGM	No. of Directorships in other Companies #	No. of Chairmanship/ Membership of Board/ Committees in Companies ^	
					Chairman	Member
S. K. Poddar	Chairman	4	Yes	12	1	1
Hemant Kumar	Executive Director	4	No	0	0	0
Akshay Poddar ⁺	Non-executive & Non-independent	3	Yes	10	2	5
Gautam Khaitan	Independent	3	No	11	3	6
Utsav Parekh	Independent	2	No	6	2	4
Dipankar Chatterji	Independent	3	Yes	6	2	2

+ Shri Akshay Poddar is the son of Shri S. K. Poddar.

Excluding Private companies, Companies under Section 25 of the Companies Act, 1956, Foreign Companies and Alternate Directorships.

^ Membership / Chairmanship in Audit Committee and Shareholders' / Investors' Grievances Committee, including those in the Company.

The Chairman does not have a separate office and the Corporate Office of the Company supports the Chairman for discharging his responsibilities. No Director of the Company was a member of more than ten Committees or Chairman of more than five Committees across all the Companies in which he was a Director.

Four Board Meetings were held during the year 2012-2013 on the following dates:-

25th May, 2012

28th July, 2012

5th November, 2012

11th February, 2013

3. Audit Committee / Sub-committee

(a) Audit Committee

Terms of Reference and Composition

The terms of reference of the Committee cover the matters specified for Audit Committee under Clause 49 of the Listing Agreement as well as in Section 292A of the Companies Act, 1956.

The Audit Committee comprises the following four Directors, and their attendance in the Committee Meeting is given alongside.

Name of the Director	No. of Meetings attended
Utsav Parekh, Chairman	2
Akshay Poddar, Member	3
Gautam Khaitan, Member	3
Dipankar Chatterji, Member	3

Four Audit Committee Meetings were held during the year 2012-2013 on the following dates:-

25th May, 2012

28th July, 2012

5th November, 2012

11th February, 2013

(b) Sub-committee

The Sub-committee comprises four Directors namely Shri S. K. Poddar, Shri Akshay Poddar, Shri Dipankar Chatterji and Shri Utsav Parekh.

No Committee Meeting was held during the year 2012-13.

4. Remuneration of Directors

The Company has not set up a Remuneration Committee. The Remuneration of Executive Director is fixed by the Board of Directors / Sub-committee of Directors.

Non-executive Directors are eligible for sitting fee and a commission not exceeding 1% of the net profit of the Company for each year, with a present ceiling of Rs.1,00,000/- each per annum. Directors are paid a sitting fee of Rs.20,000/- each for attending Board Meeting and Rs.10,000/- each for attending Committee / Sub-committee Meeting. The details of the payment made during the year 2012-13 are as follows:-

i) Non-executive Directors

Name of the Director	Sitting Fee (Rs.) for the year	Commission (Rs.) for the year	Total (Rs.)	No. of Shares held in the Company
S. K. Poddar	80,000	1,00,000	1,80,000	37,99,151
Akshay Poddar	1,00,000	1,00,000	2,00,000	3,33,552
Utsav Parekh	70,000	1,00,000	1,70,000	Nil
Gautam Khaitan	1,00,000	1,00,000	2,00,000	Nil
Dipankar Chatterji	90,000	1,00,000	1,90,000	Nil

The details of the remuneration paid to the Executive Director during the year 2012-13 are given below:

ii) Executive Director

Name of the Director	Designation	Salary (Rs.)	Perquisites and Allowances # (Rs.)	Retirement Benefits (Rs.)
Hemant Kumar	Executive Director	15,00,000	9,12,923	As per Company's Rules

Perquisites and Allowances include House Rent Allowance, LTA, Medical Benefits, Contribution to P.F., Ex-gratia etc.

The Remuneration paid to Executive Director is decided by the Board of Directors.

5. Investors' / Shareholders' Grievances Committee

The Investors' / Shareholders' Grievances Committee comprises the following three Directors and their attendance in the Committee Meeting is given alongside.

Name of the Director	No. of Meetings attended
Utsav Parekh, Chairman	1
Akshay Poddar, Member	1
Gautam Khaitan, Member	1

The grievances received are dealt with by the Investors' / Shareholders' Grievances Committee / Registrar & Share Transfer Agent of the Company / Compliance Officer.

In order to provide quick service to Investors, the Board has delegated certain powers to few Senior Executives to deal with various matters including transfer of Shares, transmission of Securities, etc. The Company has no transfers pending at the close of the financial year.

Committee met one time during the year on 11th February, 2013.

Shri Amit Dhanuka, was Secretary and Compliance Officer of the Company who resigned from the service w.e.f. 30th June, 2012, which was duly accepted by the Board of Directors.

The vacancy created in the post was filled up by the Board of Directors by appointment of Shri Kaushik Sonee, Secretary who is also the Compliance Officer of the Company w.e.f. 19th March, 2013. During the year, 16 complaints were received from the shareholders, which were resolved within a reasonable time period.

6. Internal Control System

The Internal Control system of the Company is aimed at proper utilization and safeguarding of the Company's resources and to promote operational efficiency. The findings of the internal audit and consequent corrective actions initiated and implemented from time to time are placed before the Audit Committee. The Audit Committee reviews such audit findings and the adequacy of the Internal Control System.

7. General Body Meetings

Details of date, time and venue of the Annual General Meetings (AGMs) and Extra Ordinary General Meeting (EOGM) held in last three years are given below :-


Financial Year	Date and time of the AGMs	Date and time of the EOGM	Venue	No. of Special Resolutions approved at the AGMs
2011-2012	29th August, 2012 at 4.30 P.M.	-	G. D. Birla Sabhagar, 29 Ashutosh Chowdhury Avenue, Kolkata – 700 019	-
2010-2011	1st September, 2011 at 4.30 P.M.	7th July, 2010 at 3.30 P.M.	Birla Building, 9/1 R. N. Mukherjee Road, Kolkata -700 001	4
2009-2010	12th August, 2010 at 2.30 P.M.	-	Birla Building, 9/1 R. N. Mukherjee Road, Kolkata -700 001	1

Whether Special Resolutions-

A	Were put through Postal Ballot last year	No
B	Are proposed to be conducted through Postal Ballot	No

8. Disclosure

There are no materially significant related-party transactions made by the Company with its Promoters, Directors or Management, Subsidiaries, Associates etc. that may have potential conflict with the interests of the Company at large. Transactions carried out with the related parties are disclosed in Note No. 2.28 of Audited Financial Statements.



During the last three years, there were no strictures or penalties imposed either by SEBI or the Stock Exchanges or any statutory authorities for non-compliance of any matter related to Capital Market.

The Company has complied with applicable requirements under Clause 49 of the Listing Agreement with the Stock Exchange(s). The Company has already initiated the process of implementing the non-mandatory recommendations as a good Corporate Governance practice.

9. Reconciliation of Share Capital Audit

A Qualified practicing Chartered Accountant carried out Quarterly Secretarial Audit to reconcile the total admitted capital with National Securities Depository Limited (NSDL) and Central Depository Services (India) Limited (CDSL) and the total issued and listed capital. The audit confirms that the total issued/paid up capital is in agreement with the total number of shares in physical form and total number of shares in dematerialised form held with NSDL and CDSL.

10. Means of Communication

The Quarterly Unaudited Financial Results and the Annual Audited Financial Results as taken on record and approved respectively by the Board of Directors of the Company are published generally in local English and Vernacular newspapers namely The Financial Express and Aajkal / Ekdin. It is also sent immediately to all the Stock Exchanges with which the Shares of the Company are listed. These results are also posted on Company's website www.texinfra.in. The official news release and other related information, if any, are displayed on the aforesaid website of the Company. These are not sent individually to the shareholders. Management Discussion & Analysis Report forms part of the Annual Report.

11. General Shareholder Information

AGM : Date, Time & Venue

On 7th September, 2013 at 4:30 P.M.
at K. K. Birla Kala Kendra, Texmaco Estate, Belgharia,
Kolkata- 700 056

Financial Calendar

1st April, 2013 to 31st March, 2014
First Quarter Results – Last week of July.
Second Quarter Results – Second week of November.
Third Quarter Results – Last week of January.
Results for the year ending 31st March, 2014-
By Last week of May 2014.

Date of Book Closure

From 2nd September, 2013 to 7th September, 2013,
(both days inclusive).

Listing on Stock Exchanges

1. National Stock Exchange of India Limited, Mumbai.
2. Bombay Stock Exchange Limited, Mumbai.
3. The Calcutta Stock Exchange Limited, Kolkata.


The Company has paid listing fees for the period
1st April, 2013 to 31st March, 2014.

Dividend Payment Date

Mid September 2013

Stock Code – Physical

National Stock Exchange	TEXINFRA
Bombay Stock Exchange	505400
Calcutta Stock Exchange	30044
Demat ISIN No. for CDSL/NSDL	INE 435C01024



High / Low market prices of the Company's Equity Shares of Re.1/- each traded on National Stock Exchange of India Limited and Bombay Stock Exchange Limited during the period April 2012 to March 2013 are furnished here after:

Period	National Stock Exchange of India Limited		Bombay Stock Exchange Limited	
	High (Rs.)	Low (Rs.)	High (Rs.)	Low (Rs.)
April 2012	37.80	26.15	37.45	26.10
May 2012	31.50	26.55	31.60	26.40
June 2012	29.20	26.65	29.40	26.05
July 2012	30.40	27.30	31.65	27.00
August 2012	28.90	26.30	28.70	25.00
September 2012	36.85	26.55	36.80	26.50
October 2012	41.30	33.80	41.25	33.55
November 2012	39.50	33.15	37.50	33.10
December 2012	40.00	31.00	38.05	32.65
January 2013	37.00	32.05	36.35	32.45
February 2013	33.85	28.40	36.00	28.25
March 2013	30.00	26.05	29.95	26.10

Note: There was no trading during the year on The Calcutta Stock Exchange Limited, Kolkata.

Registrar & Transfer Agent (RTA)	M/s. Karvy Computershare Private Limited Plot No: 17- 24, Vittal Rao Nagar, Madhapur, Hyderabad - 500 081	Phone: 040-23420818 Fax No: 040-23420814 E Mail: einward.ris@karvy.com Website: www.karvycomputershare.com
---	---	---

Share Transfer System	Request for transfer of shares held in physical form may be lodged with Karvy Computershare Private Limited at Hyderabad or may also be sent to Company Secretary at the Registered office of the Company at Kolkata. Share transfers are registered and returned within 15 days from the date of lodgment, provided documents are complete in all respects.
------------------------------	--

Distribution of Shareholding and Shareholding Pattern as on 31st March, 2013:-

No. of Equity Shares held	No. of Folios	%	No. of Shares	%
Upto 5000	27,750	98.17	94,85,643	7.44
5001 to 10000	221	0.78	16,62,816	1.31
10001 to 20000	117	0.41	17,18,422	1.35
20001 to 30000	50	0.18	12,54,661	0.99
30001 to 40000	16	0.06	5,64,273	0.44
40001 to 50000	15	0.05	6,86,073	0.54
50001 to 100000	31	0.11	22,96,328	1.80
100001 and above	68	0.24	10,97,58,374	86.13
Grand Total	28,268	100.00	12,74,26,590	100.00



Shareholding Pattern as on 31st March, 2013:-

Category	No. of Shares	%
Promoters	7,01,53,026	55.05
Banks, Insurance Cos., and FIs	35,29,640	2.77
Mutual Funds and U.T.I.	2,01,72,352	15.83
Corporate Bodies	1,23,94,559	9.73
NRI / OCB / FIIs	15,18,179	1.19
Indian Public	1,86,63,833	14.65
Others	9,95,001	0.78
Total	12,74,26,590	100.00

Dematerialisation of Shares as on 31st March 2013 and Liquidity

The Company's shares are compulsorily traded in dematerialised form and are available for trading on both the Depositories in India - National Securities Depository Limited (NSDL) and Central Depository Services (India) Limited (CDSL). 12,58,67,680 Equity shares of the Company representing 98.78% of the Company's Equity Share Capital are dematerialised as on 31st March, 2013.

Code of Conduct and Ethics and Insider Trading

The Company has adopted a Code of Conduct and Ethics (Code) for the member of Board of Directors and Senior Management Personnel of the Company. The essence of the code is to conduct the business of the Company in an honest, fair and ethical manner, in compliance with applicable laws and in a way that excludes considerations of personal advantage. All Directors and Senior Management Personnel have affirmed compliance with the code, and a declaration to this effect, signed by the Whole-time Director, is attached to this report.

The Company has voluntarily adopted the Model Code of Conduct framed under the SEBI (Prohibition of Insider Trading) Regulations, 1992, as amended, to, inter-alia, prevent insider trading in the shares of the Company.


Location of the Plant

Plant Location The Company's Hydel Power Plant is located at Neora Dist.: Darjeeling, W.B.

Address for Correspondence Shareholders may contact Shri Kaushik Sonee, Secretary at the Registered Office of the Company for any assistance.
Telephone No : (033) 2569-1500
E-mail : kaushik.sonee@texmaco.in
Shareholders holding Shares in Electronic mode should address all their correspondence to their respective Depository Participants.

Investor Education and Protection Fund (IEPF)

Pursuant to the provision of Section 205A(5) of the Companies Act, 1956, dividend for the financial year ended 31st March, 2006 and thereafter, which remain unclaimed for a period of 7 years will be transferred by the Company to the Investor Education and Protection Fund (IEPF) established by the Central Government pursuant to Section 205C of the Companies Act, 1956. The Company has already transferred the unclaimed dividend for the year ended 31st March, 2005 to the IEPF.



Information in respect of such unclaimed Dividend, when due for transfer to the said Fund, are given below:

Financial year ended	Date of declaration of Dividend	Last date for claiming un-paid Dividend	Due date for transfer to IEPF
31.03.2006	28.07.2006	04.09.2013	04.10.2013
31.03.2007	18.07.2007	23.08.2014	23.09.2014
31.03.2008	11.08.2008	16.09.2015	16.10.2015
31.03.2009	23.07.2009	28.08.2016	28.09.2016
31.03.2010	12.08.2010	17.09.2017	17.10.2017
31.03.2011	01.09.2011	06.10.2018	06.11.2018
31.03.2012	29.08.2012	03.09.2019	03.10.2019

Shareholders who have not so far encashed the dividend warrant (s) are requested to seek issue of Duplicate warrant(s) by writing to the Company's Registrar & Transfer Agent M/s. Karvy Computershare Private Limited immediately.

Shareholders are requested to note that no claims shall lie against the Company for the said fund in respect of any amounts which is unclaimed and unpaid for a period of 7 years from the dates that they first became due for payment, and no payment shall be made in respect of any such claims.

12. CEO and CFO Certification

The CEO and the CFO of the Company has given a certificate on financial reporting and internal controls to the Board in terms of Clause 49 of the Listing agreement, which is attached with this report.

13. Retirement of Directors by rotation and re-appointment

Shri Gautam Khaitan and Shri Utsav Parekh are due for retirement by rotation and are eligible for re-appointment in the next Annual General Meeting. Brief particulars regarding the Directors are given here below:

Shri Gautam Khaitan

Shri Gautam Khaitan, aged, 47, is an Advocate by Profession. After completing Graduation from Delhi University, Shri Khaitan has earned Law Degree from Law Campus, University of Delhi. He has started his practice

as an Advocate in the year 1992 and associated himself with O.P. Khaitan & Co., Solicitors & Advocates, New Delhi. Shri Khaitan has handled various corporate and litigation work on behalf of various leading multinational and national companies, banks and financial institutions all over the world. He is also holding directorships in various companies of leading corporate houses other than holding membership of International Bar Association, FICCI, Delhi High Court Bar Association etc.

Shri Khaitan is presently associated with the following other Companies as a Director:-

Name of the Company

J. K. Sugar Limited
Salora International Limited
KRBL Limited
FACOR Alloys Limited
Aravali Securities & Finance Limited
Bharat Seats Limited
QH Talbros Limited
Arcotech Limited (formerly SKS Limited)
Medsave Healthcare (TPA) Limited
Arcotech Uniexpat Limited
Arcofemi Healthcare Limited
Howden Insurance Brokers India Private Limited
Vasudha Commercial Private Limited
Nipshell Builders Private Limited



Name of the Company

Jeevan Vihar Properties Private Limited
 Wasserstein Advisors India Private Limited
 Zambon (India) Private Limited
 Faster Hydraulics Private Limited
 Boutique Hotels India Private Limited
 Root Invest Private Limited
 DOM Advisory Services Private Limited
 Advantech IT Solutions Private Limited
 ASAS Investments Private Limited
 Temple Research Private Limited
 ASAS Tec Private Limited
 Sight Life India
 AA News Line Private Limited
 ASAS Projects Private Limited

Shri Khaitan is also a member of the various committees of the following Companies:-

Name of the Company	Committee	Position
Texmaco	Audit Committee	Member
Infrastructure & Holdings Limited	Investors' / Shareholders' Grievances Committee	
Salora International Limited	Audit Committee	Chairman
Arcotech Limited	Audit Committee	Chairman
Aravali Securities & Finance Limited	Audit Committee	Member
J. K. Sugar Limited	Audit Committee Shareholders' / Investors Grievance Committee	Member
Bharat Seats Limited	Shareholders' / Investors Grievance Committee	Chairman

In view of the background, qualifications and valuable experience of Shri Khaitan, it will be in the interest of the Company that he continues as a Director of the Company.

Shri Utsav Parekh

Shri Utsav Parekh, aged, 56, is a Commerce (Hons.) graduate with strong financial knowledge and started his career with Stock Broking and received exposure in various aspects of the Stock Market as a partner of Stewart & Company. He is presently serving the Board of various leading Companies. To name a few, he is a Director of Mcnally Bharat Engg. Co. Limited, Mcleod Russell India Limited, Xpro India Limited, etc. He is also the Executive Chairman of SMIFS Capital Markets Limited. He is also Committee Member of Indian Chamber of Commerce.

Shri Parekh is presently associated with following other Companies as a Director:-


Name of the Company

SMIFS Capital Markets Limited
 Mcnally Bharat Engg. Co. Limited
 Mcleod Russell India Limited
 Lend Lease Company (India) Limited
 Bengal Aerotropolis Projects Limited
 Xpro India Limited

Shri Parekh is also a member of the various committees of the following Companies:-

Name of the Company	Committee	Position
Texmaco	Audit Committee	Chairman
Infrastructure & Holdings Limited	Investors' / Shareholders' Grievances Committee	
Mcnally Bharat Engg. Co. Limited	Audit Committee Investors' Grievance Committee	Member
SMIFS Capital Markets Limited	Audit Committee	Member
Mcleod Russell (India) Limited	Investors' Grievance Committee	Member

In view of the background, qualifications and valuable experience of Shri Parekh, it will be in the interest of the Company that he continues as a Director of the Company.



Certificate

To the Members of
Texmaco Infrastructure & Holdings Limited

We have examined the compliance of the conditions of Corporate Governance by Texmaco Infrastructure & Holdings Limited for the year ended 31st March, 2013 as stipulated in clause 49 of the Listing Agreement of the said Company with Stock Exchanges in India.

The compliance of the conditions of Corporate Governance is the responsibility of the Management. Our examination was limited to the procedures and implementation thereof, adopted by the Company for ensuring the compliance of the conditions of Corporate Governance. It is neither an audit nor an expression of the opinion on the financial statements of the Company.

In our opinion and to best of our information and explanations given to us, we certify that the Company has complied with the conditions of Corporate Governance as stipulated in the above-mentioned Listing Agreement.

We state that in respect of investor grievances received during the year 31st March, 2013, no investor grievances are pending against the Company as on date, as per the records maintained by the Company and presented to the Investors' / Shareholders' Grievances Committee.

We further state that such compliance is neither assurance as to the future viability of the Company nor the efficiency or effectiveness with which the Management has conducted the affairs of the Company.

For **K. N. Gutgutia & Co.**
Chartered Accountants
Firm Registration No. 304153E

Place: Kolkata
Dated: 30th May, 2013

P. K. Gutgutia
Partner
Membership No.6994

Declaration by the Whole-time Director

To the Members of
Texmaco Infrastructure & Holdings Limited

In compliance with the requirements of Clause 49 of the Listing Agreement with Stock Exchanges relating to Corporate Governance, I confirm that, on the basis of confirmations / declarations received, all the Directors and Senior Management Personnel of the Company have complied with the Code of Conduct and Ethics as adopted by the Board of Directors of the Company.

For **Texmaco Infrastructure & Holdings Limited**

Place: Kolkata
Dated: 30th May, 2013

Hemant Kumar
Whole-time Director



CEO and CFO Certification

We, Hemant Kumar, Whole-time Director and P. C. Kejriwal, Chief Financial Officer certify that:

- a) We have reviewed the financial statements and cash flow statement for the year ended 31st March, 2013 and to the best of our knowledge and belief:
 - i) these statements do not contain any materially untrue statement or omit any material fact or contain statements that might be misleading;
 - ii) these statements together present a true and fair view of the Company's affairs and are in compliance with existing Accounting Standards, applicable laws and regulations.
- b) To the best of our knowledge and belief, no transactions entered into by the Company during the year ended 31st March, 2013 are fraudulent, illegal or violative of the Company's code of conduct.
- c) We accept responsibility for establishing and maintaining internal controls for financial reporting and we have evaluated the effectiveness of internal control systems of the Company pertaining to financial reporting. Deficiencies in the design or operation of such internal controls, if any, of which we are aware, have been disclosed to the auditors and the Audit Committee and steps have been taken to rectify these deficiencies.
- d)
 - i) There has not been any significant change in internal control over financial reporting during the year under reference;
 - ii) There has not been any significant change in accounting policies during the year requiring disclosure in the notes to the financial statements; and
 - iii) We are not aware of any instance during the year of significant fraud with involvement therein of the management or any employee having a significant role in the Company's internal control system over financial reporting.

For Texmaco Infrastructure & Holdings Limited

Place: Kolkata
Dated: 30th May, 2013

Hemant Kumar
Whole-time Director

P.C. Kejriwal
Chief Financial Officer

Independent Auditors' Report

To
The Members of
Texmaco Infrastructure & Holdings Limited

Report on the Financial Statements

We have audited the accompanying financial statement of **TEXMACO INFRASTRUCTURE & HOLDINGS LIMITED** ("the Company"), which comprises the Balance Sheet as at March 31, 2013, the Statement of Profit and Loss and the Cash Flow Statement for the year then ended, and a summary of significant accounting policies and other explanatory information.

Management's Responsibility for the Financial Statements

Management is responsible for the preparation of these financial statements that give a true and fair view of the financial position, financial performance and cash flows of the Company in accordance with the Accounting Standards referred to in sub-section (3C) of section 211 of the Companies Act, 1956 ("the Act"). This responsibility includes the design, implementation and maintenance of internal control relevant to the preparation and presentation of the financial statements that give a true and fair view and are free from material misstatement, whether due to fraud or error.

Auditor's Responsibility

Our responsibility is to express an opinion on these financial statements based on our audit. We conducted our audit in accordance with the Standards on Auditing issued by the Institute of Chartered Accountants of India. Those Standards require that we comply with ethical requirements and plan and perform the audit to obtain reasonable assurance about whether the financial statements are free from material misstatement.

An audit involves performing procedures to obtain audit evidence about the amounts and disclosures in the financial statements. The procedures selected depend on the auditor's judgment, including the assessment of the risks of material misstatement of the financial statements, whether due to fraud or error. In making those risk assessments, the auditor considers internal control relevant to the Company's preparation and fair presentation of the financial statements in order to design audit procedures that are appropriate in the circumstances. An audit also includes evaluating the appropriateness of accounting policies used and the reasonableness of the accounting estimates made by Management, as well as evaluating the overall presentation of the financial statements.

We believe that the audit evidence we have obtained is sufficient and appropriate to provide a basis for our audit opinion.

Opinion

In our opinion and to the best of our information and according to the explanations given to us, the financial statements give the

information required by the Companies Act, 1956 in the manner so required and give a true and fair view in conformity with the accounting principles generally accepted in India:-

- (a) in the case of the Balance Sheet of the State of Affairs of the Company as at 31st March, 2013;
- (b) in the case of Statement of Profit and Loss, of the Profit for the year ended on that date ; and
- (c) in the case of Cash Flow Statement, of the Cash Flows for the year ended on that date.

Report on Other Legal and Regulatory Requirements

1. As required by the Companies (Auditor's Report) Order, 2003 ("the Order") issued by the Central Government of India in terms of sub-section (4A) of section 227 of the Act, we give in the Annexure a statement on the matters specified in paragraphs 4 and 5 of the Order.
2. As required by section 227(3) of the Act, we report that:
 - a) We have obtained all the information and explanations which to the best of our knowledge and belief were necessary for the purposes of our audit;
 - b) In our opinion, proper books of account as required by law have been kept by the Company, so far as appears from our examination of those books;
 - c) The Balance Sheet, Statement of Profit & Loss, and Cash Flow Statement dealt with by this Report are in agreement with the books of account;
 - d) In our opinion, the Balance Sheet, Statement of Profit & Loss, and Cash Flow Statement comply with the Accounting Standards referred to in sub-section (3C) of Section 211 of the Companies Act, 1956.
 - e) On the basis of the written representations received from the Directors as on 31st March, 2013, and taken on record by the Board of Directors, none of the Directors is disqualified as on 31st March, 2013 from being appointed as a Director in terms of Clause (g) of sub-section (1) of Section 274 of the Companies Act, 1956.

For **K.N. Gutgutia & Co.**
Chartered Accountants
Firm Registration No.304153E

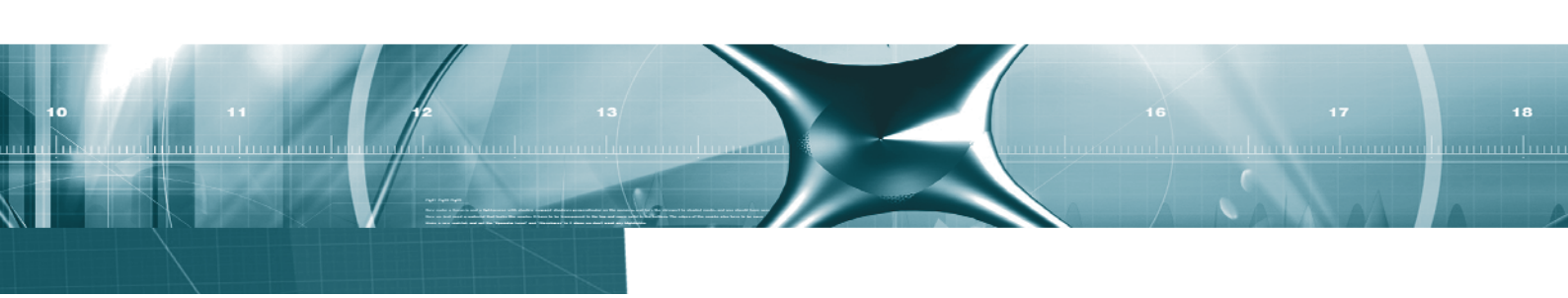
6C, Middleton Street,
Kolkata-700071
30th May, 2013

P. K. Gutgutia
Partner
Membership No. 6994

Annexure to the Auditors' Report

(Referred to in Paragraph (1) of our Report on other legal & regulatory requirements of even date)

- i) (a) The Company has maintained proper records showing full particulars including quantitative details and situation of Fixed Assets.
- (b) As explained to us, the Company has a system of verifying all its major fixed assets over a period of three years. The fixed assets so scheduled for verification during this year have been physically verified. The discrepancies noticed on such verification were not material and have been properly dealt with in the books of account.
- (c) During the year the Company has not disposed off any substantial / major part of fixed assets which may affect the going concern.
- ii) The Company has no inventory and hence para (a) to (c) of clause (ii) of the order is not applicable to the Company.
- iii) (a) The Company has neither granted nor taken any loan secured/ unsecured from Companies covered in the register maintained under section 301 of the Companies' Act, 1956 (1 of 1956).
- (b) As stated above sub-clause (b) to (g) of Clause (iii) of the Companies (Auditor's Report) order 2003 are not applicable.
- iv) In our opinion and according to the information and explanations given to us, there are adequate internal control procedures commensurate with the size of the Company and the nature of its business with regard to purchase of inventory and fixed assets and for the sale of goods and services. During the course of our audit, we have not observed any continuing failure to correct major weakness in internal controls system.
- v) Based on the audit procedures applied by us and according to the information and explanations provided by the management, we are of the opinion that, sub clause (a) & (b) of Clause (v) of the Companies (Auditor's Report) Order, 2003, is not applicable since no contracts or arrangements referred to in Section 301 of the Companies Act, 1956 have been entered into by the Company during the year.
- vi) The Company has not received any fixed deposit from the public and hence Clause (vi) of the Companies (Auditor's Report) Order, 2003 is not applicable.
- vii) In our opinion, the Company has an internal audit system commensurate with its size and the nature of its business.
- viii) The Central Government has not prescribed maintenance of cost records under section 209(1) (d) of the Companies' Act, 1956 for any of the products of the Company except for generation of hydro-electric power in respect of its unit Neora Hydro. We have broadly reviewed the books of account and records maintained by the company pursuant to the rules prescribed by the central government for the maintenance of cost records and are of the opinion that prima facie the prescribed accounts and records have been made and maintained. We have, however, not made a detailed examination of the records with a view to determining whether they are accurate or complete.
- ix) (a) According to the information and explanations given to us and records examined by us, the Company is regular in depositing with appropriate authorities undisputed statutory dues including provident fund, investors education and protection fund, employees state insurance, income tax, sales tax, wealth tax, service tax, custom duty, excise duty, cess and other statutory dues wherever applicable. According to the information and explanations given to us, no undisputed arrears of statutory dues were outstanding as at 31st March 2013 for a period of more than six months from the date they became payable.
- (b) According to the records of the Company, there were no dues of Sales Tax, Income Tax, Customs, Wealth Tax, Service Tax, Excise Duty, Cess, which have not been deposited on account of disputes.
- x) There are no accumulated losses of the Company as on 31st March 2013. The Company has not incurred any cash losses during the financial year covered by our audit and the immediately preceding financial year.

- 
- xi) Based on our audit procedures the Company has no dues to any financial institution, bank or debenture holders and hence Clause (xi) of the Companies (Auditor's Report) Order, 2003 is not applicable to the Company.
- xii) Based on our examination of the records and the information and explanations given to us, the Company has not granted any loans and / or advances on the basis of security by way of pledge of shares, debentures, and other securities.
- xiii) Clause (xiii) of the Order is not applicable to the Company as the Company is not a Chit Fund company or nidhi / mutual benefit fund / society.
- xiv) In our opinion, the Company is not dealing in or trading in shares, securities, debentures, and other investments. Accordingly, the provisions of clause 4 (xiv) of the Companies (Auditors' Report) Order, 2003 are not applicable to the Company.
- xv) According to the information and explanations given to us, the Company has given guarantee for loans taken by its associate company from a bank which is not prejudicial to the interest of the Company.
- xvi) According to the information and explanations given to us, no term loans were raised and hence application for the purposes for which they were raised does not arise.
- xvii) According to the information and explanations given to us and on an overall examination of the balance sheet of the Company, we report that no funds raised on short-term basis have been used for long-term investment.
- xviii) The Company has not made any preferential allotment of shares during the year to parties and companies covered in the register maintained under section 301 of the Act.
- xix) During the year covered by our audit report, the Company has not issued secured debentures.
- xx) The Company has not raised any money by public issues during the year covered by our report.
- xxi) Based upon the audit procedures performed for the purpose of reporting the true and fair view of the financial statements and as per the information and explanation given by the management, we report that no fraud on or by the Company has been noticed or reported during the course of our audit.

For **K.N. Gutgutia & Co.**
Chartered Accountants
Firm Registration No.304153E

6C, Middleton Street,
Kolkata-700071
30th May, 2013

P. K. Gutgutia
Partner
Membership No. 6994

Balance Sheet As at 31st March, 2013

	Note No.	2012-13 (Rs. in Lakhs)	2011-12 (Rs. in Lakhs)
I. EQUITY AND LIABILITIES			
(1) Shareholders' funds			
(a) Share capital	2.1	1,274.28	1,274.28
(b) Reserves and surplus	2.2	24,885.70	23,495.26
		26,159.98	24,769.54
(2) Non-current liabilities			
(a) Deferred tax liabilities (Net)	2.3	285.82	326.32
(b) Other Long term liabilities	2.4	1,098.06	1,098.06
(c) Long-term provisions	2.5	17.41	11.83
		1,401.29	1,436.21
(3) Current liabilities			
(a) Trade payables	2.6	21.14	24.82
(b) Other current liabilities	2.7	89.99	245.83
(c) Short-term provisions	2.8	250.18	245.51
		361.31	516.16
Total		27,922.58	26,721.91
II. ASSETS			
(1) Non-current assets			
(a) Fixed assets	2.9		
(i) Tangible assets		12,696.65	12,849.85
(ii) Capital work-in-progress		522.76	299.70
		13,219.41	13,149.55
(b) Non-current investments	2.10.(a)	6,810.28	6,069.99
(c) Long-term loans and advances	2.11	415.56	268.25
		20,445.25	19,487.79
(2) Current assets			
(a) Current investments	2.10.(b)	4,364.22	4,006.95
(b) Trade receivables	2.12	9.19	3.16
(c) Cash and bank balances	2.13	76.49	42.44
(d) Short-term loans and advances	2.14	2,883.82	3,040.14
(e) Other current assets	2.15	143.61	141.43
		7,477.33	7,234.12
Total		27,922.58	26,721.91
Accounting Policies & Notes on Accounts	1 & 2		

Notes referred to above form an integral part of the Balance Sheet

In terms of our Report of even date attached herewith.

For **K. N. Gutgutia & Co.**

Chartered Accountants

Firm Registration No: 304153E

P.K.Gutgutia

Partner

Membership No.6994

6C, Middleton Street,

Kolkata- 700 071

Dated: 30th May, 2013

Kaushik Sonee
Secretary

S. K. Poddar
Gautam Khaitan
Hemant Kumar } Directors

Statement of Profit and Loss For the year ended 31st March, 2013

	Note No.	2012-13 (Rs. in Lakhs)	2011-12 (Rs. in Lakhs)
I. Revenue from operations	2.16		
Sale of products		238.90	197.68
Sale of services		1,061.97	1,046.17
		1,300.87	1,243.85
Other operating revenues		0.79	34.98
Total		1,301.66	1,278.83
II. Other income	2.17	1,295.07	1,469.63
III. Total Revenue (I + II)		2,596.73	2,748.46
IV. Expenses:			
Cost of material consumed(incl. services)		10.74	10.34
Employee benefits expense	2.18	169.98	95.32
Finance costs	2.19	1.15	5.99
Depreciation and amortization expenses	2.9	285.53	299.21
Other expenses	2.20	321.79	225.33
Total expenses		789.19	636.19
V. Profit before tax (III-IV)		1,807.54	2,112.27
VI. Tax expense:			
(1) Current tax		235.00	270.00
(2) Deferred tax		(40.50)	(50.33)
(3) Income Tax for Earlier Year		(1.02)	-
VII. Profit (Loss) for the period from continuing operations(V-VI)		1,614.06	1,892.60
VIII. Earnings per equity share: (Par Value of Re.1/- each)			
(1) Basic		1.27	1.49
(2) Diluted		1.27	1.49
Accounting Policies & Notes on Accounts	1 & 2		

Notes referred to above form an integral part of the Statement of Profit & Loss
In terms of our Report of even date attached herewith.

For **K. N. Gutgutia & Co.**

Chartered Accountants

Firm Registration No: 304153E

P.K.Gutgutia

Partner

Membership No.6994

6C, Middleton Street,

Kolkata- 700 071

Dated: 30th May, 2013

Kaushik Sonee
Secretary

S. K. Poddar
Gautam Khaitan
Hemant Kumar } *Directors*

Cash Flow Statement For the year ended 31st March, 2013

(Rs. in Lakhs)

	Year Ended 31.03.2013	Year Ended 31.03.2012
A) Cash Flows From Operating Activities:		
Net Profit before Taxation & Exceptional Items	1,807.54	2,112.27
Adjustments for:		
Depreciation	285.53	299.21
Interest Paid	1.15	5.99
Advances written off	33.75	-
Employee Compensation Expenses under ESOP	-	(25.16)
Interest Received	(396.26)	(274.58)
Income From Investments	(852.25)	(1,116.50)
Profit on Sale Of Investments-Long Term (Net)	-	(38.23)
Profit on Sale Of Fixed Assets(Net)	(0.12)	(3.55)
Operating Profit before Working Capital Changes & Exceptional Items	879.34	959.45
(Increase)/Decrease in Trade & Other Receivables	(10.43)	(236.84)
Increase/(Decrease) in Trade Payables	(150.08)	86.67
	(160.51)	(150.17)
Cash Generated from Operations	718.83	809.28
Direct Taxes Paid	(254.32)	(288.21)
Cash Flow before Exceptional Items	464.51	521.07
Exceptional Items	-	-
Net Cash from Operating Activities	464.51	521.07
B) Cash Flows From Investing Activities		
Purchase of Fixed Assets	(355.44)	(715.56)
Sale of Fixed Assets	0.17	4.25
(Purchase)/Sale of Investments	(1,097.56)	1,316.10
Loan to Body Corporates	-	(2,000.00)
Interest Received	394.08	133.15
Income From Investments	852.25	1,116.50
Net Cash used in Investing Activities	(206.50)	(145.56)
C) Cash Flows From Financing Activities		
Receipt/(Payment) of Short Term Borrowings	-	(278.85)
Proceeds from issue of ESOP	-	55.01
Interest Paid	(1.15)	(5.99)
Dividend Paid	(222.81)	(147.19)
Net Cash used in Financing Activities	(223.96)	(377.02)
Net Increase/(Decrease) in Cash and Cash Equivalents	34.05	(1.51)
Cash And Cash Equivalents at the beginning of the period	42.44	43.95
Cash and Cash Equivalents at the end of the period	76.49	42.44

Note: (1) The above Cash Flow Statement has been prepared under the "Indirect Method" as set out in the Accounting Standard-3 "Cash Flow Statement" as notified in the Companies (Accounting Standard) Rules, 2006.

(2) Previous year's figures are regrouped/rearranged wherever necessary.

Notes referred to above form an integral part of the Cash Flow Statement

In terms of our Report of even date attached herewith.

For **K. N. Gutgutia & Co.**

Chartered Accountants

Firm Registration No: 304153E

P.K.Gutgutia

Partner

Membership No.6994

6C, Middleton Street,

Kolkata- 700 071

Dated: 30th May, 2013

Kaushik Sonee
Secretary

S. K. Poddar
Gautam Khaitan
Hemant Kumar } *Directors*

Notes to Accounts

1. ACCOUNTING POLICIES

General

The Financial Statements of Texmaco Infrastructure & Holdings Limited (or the Company) have been prepared and presented under the historical cost convention on the accrual basis in accordance with Generally Accepted Accounting Principles (GAAP) in India. GAAP comprises Accounting Standards notified by the Central Government of India under section 211(3C) of the Companies Act, 1956, other pronouncements of the Institute of Chartered Accountants of India, the provisions of Companies Act, 1956 and guidelines issued by Securities and Exchange Board of India. The Financial Statements are rounded off to the nearest Rupees lakhs.

Fixed Assets

Fixed Assets are carried at the cost of acquisition or construction less accumulated depreciation. The cost of Fixed Assets includes non-refundable taxes, duties, freight and other incidental expenses related to the acquisition and installation of the respective Assets. Borrowing costs directly attributable to acquisition or construction of those fixed Assets which necessarily take a substantial period of time to get ready for their intended use are capitalized.

The Company assesses at each balance sheet date whether there is any indication that an Asset may be impaired. If any such indication exists, the Company estimates the recoverable amount of the Asset. If such recoverable amount of the Asset or the recoverable amount of the cash generating unit to which the Asset belongs is less than its carrying amount, the carrying amount is reduced to its recoverable amount. The reduction is treated as an impairment loss and is recognized in the profit and loss account. If at the balance sheet date there is an indication that if a previously assessed impairment loss no longer exists, the recoverable amount is reassessed and the Asset is reflected at the recoverable amount subject to a maximum of depreciated historical cost.

Depreciation

Depreciation has been provided on straight line method except in respect of a unit (Neora Hydro) having a Gross assets Valuing Rs 2,592.46 Lakhs (Previous Year Rs 2,567.69 Lakhs) where Written Down method has been followed in accordance with the rates in Schedule XIV of the Companies Act, 1956.

Investments

Investments are either classified as current or non-current based on management's intention at the time of purchase. Current Investment are stated at lower of cost and fair value.

Non-current Investments are considered "at Cost" on individual investment basis, unless there is a decline other than temporary in value thereof, in which case adequate provision is made against such diminution in the value of investments. The reduction in the carrying amount is reversed when there is a rise in the value of the investment or if the reason for the reduction is no longer exist.

Recognition of Income and Expenditure

Sales revenue is recognized on transfer of the significant risks and rewards of ownership of the goods to the buyer and stated at net of Sales Tax, Service Tax, VAT, trade discounts, rebates. Income from services is recognized as the services are rendered based on agreement/arrangement with the concerned parties. Dividend income on investments is accounted for when the right to receive the payment is established. Interest income is recognized on time proportion basis. Certain insurance and other claims, where quantum of accruals cannot be ascertained with reasonable certainty, are accounted on acceptance basis.

Employee Benefits

- (1) The company's contribution to provident fund, employees' state insurance scheme are charged on accrual basis to Statement of Profit & Loss.
- (2) **Leave :**
Leave liability is accounted for based on actuarial valuation at the end of year.
- (3) **Gratuity:**
Year-end accrued liabilities on account of gratuity payable to employees are provided on the basis of actuarial valuation.



Notes to Accounts

Contingent Liabilities

Liabilities which are material and whose future outcome cannot be ascertained with reasonable certainty are treated as contingent and disclosed by way of notes to the accounts.

Provisions

A provision is recognised when an enterprise has a present obligation as a result of past event and it is probable that an outflow of resources will be required to settle the obligation, in respect of which a reliable estimate can be made.

Use of Estimates

The preparation of the Financial Statements in conformity with GAAP requires management to make estimates and assumptions that affect the reported amounts of Assets and Liabilities and disclosure of contingent Liabilities on the date of the Financial Statements and reported amounts of revenues and expenses for the year. Actual results could differ from these estimates. Difference between the actual result and the estimates are recognized in the period in which the results are known/ materialized.

Borrowing Cost

Interest on borrowings directly attributable to the acquisition, construction or production of qualifying assets is being capitalised till the date of commercial use of the qualifying assets. Other interests on borrowings are recognised as an expense in the period in which they are incurred.

Segment Reporting

- a) Based on the organisational structures and its Financial Reporting System, the Company has classified its operation into three business segments namely Real Estate, Hydro Power and Others.
- b) Revenue and expenses have been identified to segments on the basis of their relationship to the operating activities of the segment. Revenue and expenses which are related to the enterprise as a whole and are not allocable to segments on a reasonable basis have been included under un-allocable expenses.
- c) Capital Employed to each segment is classified on the basis of allocable assets minus allocable liabilities identifiable to each segment on reasonable basis.

Taxation

Current Income Tax is measured at the amount expected to be paid to the tax authorities in accordance with the Indian Income Tax Act, 1961. Deferred tax is calculated at current statutory Income Tax Rate and is recognised on timing differences between taxable income and accounting income that originate in one period and are capable of reversal in one or more subsequent periods. Deferred tax assets, subject to consideration of prudence, are recognised and carried forward only to the extent that there is reasonable certainty supported by convincing evidence that sufficient future taxable income will be available against which such deferred tax assets can be realised.

Employee Stock Option Scheme

In respect of Stock options granted pursuant to the Company's Employees Stock Option Schemes 2007, the intrinsic value of the options (excess of Market Price of the share over the exercise price of the option) is treated as discount and accounted as deferred employee's compensation cost over the vesting period.

Government Grant

Grants from the government are recognized when there is a reasonable assurance that the grant will be received and all attaching conditions will be complied with. Revenue grants/subsidies are recognized in the Statement of Profit & Loss. Capital grants relating to specific fixed assets are reduced from the gross value of the respective fixed assets. Other Capital Grants are credited to Reserve & Surplus of the Company.

Notes to Accounts

2. NOTES ON ACCOUNTS

	2012-13 (Rs. in Lakhs)	2011-12 (Rs. in Lakhs)
2.1 SHARE CAPITAL		
Authorised Capital		
170000000 Equity shares at par value of Re. 1/- each	1,700.00	1,700.00
300000 6% Preference Share at par value of Rs.100/- each	300.00	300.00
	2,000.00	2,000.00
Issued, Subscribed and Paid Up Capital		
127426590 (127426590) Equity shares at par value of Re. 1/- each fully paid	1,274.27	1,274.27
Add: Forfieted Shares	0.01	0.01
Total (2.1)	1,274.28	1,274.28

Notes:

- The Company has only one class of shares referred to as equity shares having a par value of Re 1/-.Each holder of equity shares is entitled to one vote per share.
- In the event of liquidation of the Company, the holders of equity shares will be entitled to receive any of the remaining assets of the company, after distribution of all preferential amounts.However, no such preferential amounts exist currently.The distribution will be in proportion to the number of equity shares held by the shareholders.

3. Reconciliation of number of Issued,Subsribed and Paid-up Capital

Particulars	31.03.2013		31.03.2012	
	No. of Equity Share	Amount (Rs in lacs)	No. of Equity Share	Amount (Rs in lacs)
Number of Shares at the beginning of the year	127426590	1,274.27	127183090	1,271.83
Add: Equity shares issued during the year-ESOP	-	-	243500	2.44
Number of Shares at the end of the year	127426590	1,274.27	127426590	1,274.27

- The dividend proposed by the Board of Directors is subject to the approval of shareholders in Annual General meeting. The Company has proposed to pay dividend amounting to Rs.223.62 lakhs (including corporate dividend tax of Rs 32.48 lakhs).The rate of proposed dividend is Re. 0.15/- per equity shares. (Previous Year Rs 222.15 lakhs including Corporate dividend tax of Rs 31.01 lakhs.)
- Paid-up amount of Forfieted Shares is Rs. 500/-.
- Issued,Subscribed and Paid-up Capital of the company is excluding 9960 No's of Equity Shares lying in abeyance -NSDL-Transit case.(Previous Year: 9960 Nos. of Equity Shares).

7. The name of Shareholders holding more than 5% of Equity shares

Sl.No.	Name of Shareholders	% of holding	No. of equity shares held
1	ZUARI INVESTMENTS LTD	21.40	27,263,900
2	ADVENTZ INVESTMENTS AND HOLDINGS LIMITED	7.00	8,918,288
3	ZUARI GLOBAL LIMITED	7.78	9,907,712
4	DUKE COMMERCE LIMITED	6.06	7,726,464

Notes to Accounts

	2012-13 (Rs. in Lakhs)	2011-12 (Rs. in Lakhs)
2.2 RESERVES AND SURPLUS		
Capital Redemption Reserve		
Balance as per last Account	415.07	415.07
Security Premium Reserve		
Balance as per last Account	52.57	-
Add: On issue of ESOP	-	52.57
	52.57	52.57
Share Options Outstanding Account		
Balance as per last Account	-	25.16
Less: Deferred Employees Compensation Expenses	-	(25.16)
	-	-
State Capital Investment Subsidy		
Balance as per last Account	250.00	250.00
State Interest Subsidy		
Balance as per last Account	96.66	96.66
General Reserve		
Balance as per last Account	15,912.36	14,912.36
Add: Transferred from Statement of Profit and Loss	1,200.00	1,000.00
	17,112.36	15,912.36
Surplus		
Balance as per last Account	6,768.60	6,098.15
Add: Profit after Tax as per Statement of Profit and Loss	1,614.06	1,892.60
	8,382.66	7,990.75
Less: Appropriation		
Proposed Dividend		
On Equity Shares	191.14	191.14
Tax on Dividend	32.48	31.01
Transfer to General Reserve	1,200.00	1,000.00
	1,423.62	1,222.15
	6,959.04	6,768.60
Total (2.2)	24,885.70	23,495.26

Notes to Accounts

	2012-13 (Rs. in Lakhs)	2011-12 (Rs. in Lakhs)
2.3 DEFERRED TAX LIABILITIES (NET)		
Deferred Tax Assets		
Items u/s 43B and u/s 40(a)(i)(a) of I.T Act	267.26	261.84
Deferred Tax Liabilities		
Depreciation	(553.08)	(588.16)
Net Deferred Tax (Liability)/ Assets Total (2.3)	(285.82)	(326.32)

Deferred Tax Assets/Liability is recognised as per AS 22 "Accounting for Taxes on Income" issued by the Companies (Accounting Standard) Rules, 2006 The Deferred Tax Assets & Liabilities comprises of Tax effect of above timing differences:

2.4 OTHER LONG TERM LIABILITIES		
Unsecured		
-Advance against sale of land	400.00	400.00
Others		
-Security Deposits	698.06	698.06
Total (2.4)	1,098.06	1,098.06

2.5 LONG TERM PROVISIONS		
Provision for employee benefits		
-For Leave	2.05	1.57
-For Gratuity	11.43	6.33
Others		
-For Contingency/Others	3.93	3.93
Total (2.5)	17.41	11.83

2.6 TRADE PAYABLES		
Others	21.14	24.82
Total (2.6)	21.14	24.82

Note:

The company on the basis of information available to it, has not been able to verify the status of vendors under Micro, Small and Medium Enterprises Development Act, 2006 and hence disclosure relating to amount unpaid as at the year end together with interest paid/ payable under this Act have not been given.

Notes to Accounts

	2012-13 (Rs. in Lakhs)	2011-12 (Rs. in Lakhs)
2.7 OTHER CURRENT LIABILITIES		
Unpaid Dividend on Preference Shares	0.25	0.25
Unpaid Dividend on Equity Shares	26.17	26.83
Other payable		
TDS and other taxes payable	4.98	3.73
Liabilities for Expenses	42.83	54.52
Amount Due to Employee	4.74	4.45
PF, ESI amount payable	0.51	0.75
Others Misc. Payable	6.88	20.10
Advance from Customer (Deposit against order)	3.63	3.63
Temporary Book Overdraft	-	29.89
Services received from Subsidiary Company (High Quality Steels Limited)	-	101.68
Total (2.7)	89.99	245.83

Note:

There is no amount due and outstanding to be credited to the Investor Education and Protection Fund against unpaid dividend as at 31.03.2013

2.8 SHORT TERM PROVISIONS		
Provision for employee benefits		
-For Leave	4.39	3.95
-For Gratuity	22.17	19.41
Others		
-Proposed Dividend	191.14	191.14
-Tax on Dividend	32.48	31.01
Total (2.8)	250.18	245.51

Notes to Accounts

2.9 FIXED ASSETS

(Rs. in Lakhs)

Description of Assets	GROSS BLOCK				DEPRECIATION				NET BLOCK	
	As on 01/04/12*	Additions during the year	Sales/ Adjustments	As on 31/03/13	As on 01/04/12	During the year	Sales/ Adjustments	As on 31/03/13	As on 31/03/13	As on 31/03/12
Tangible Asstes										
Land(including leasehold)	4,096.75	96.94	-	4,193.69	-	-	-	-	4,193.69	4,096.75
Buildings*	9,626.10	-	-	9,626.10	1,378.38	218.81	-	1,597.19	8,028.91	8,247.72
Plant & Machinery*	859.27	4.87	-	864.14	501.06	50.14	-	551.20	312.94	358.21
Electrical Machinery	7.90	0.26	-	8.16	4.97	0.30	-	5.27	2.89	2.93
Office Equipments	14.27	4.93	0.26	18.94	10.65	1.18	0.22	11.61	7.33	3.62
Furniture & Fittings*	57.53	9.38	0.08	66.83	13.17	3.95	0.07	17.05	49.78	44.36
Vehicles	125.99	16.00	-	141.99	29.73	11.15	-	40.88	101.11	96.26
Total	14,787.81	132.38	0.34	14,919.85	1,937.96	285.53	0.29	2,223.20	12,696.65	12,849.85
CWIP (Capital Work in Progress)	299.70	223.06	-	522.76	-	-	-	-	522.76	299.70
Grand Total	15,087.51	355.44	0.34	15,442.61	1,937.96	285.53	0.29	2,223.20	13,219.41	13,149.55
Previous Year	14,380.41	715.56	8.46	15,087.51	1,646.51	299.21	7.76	1,937.96	13,149.55	

Note:

1) Rs 3,488.75 lakhs (including Rs 96.94 lakhs for the year) expenses incurred for development of land of Birla Textile Capitalised.

2) * Includes assets held under co-ownership with others at Kolkata and Delhi.(Refer note no.2.26)

Notes to Accounts

	2012-13 (Rs. in Lakhs)	2011-12 (Rs. in Lakhs)
2.10 (a) NON-CURRENT INVESTMENTS		
A) Non-Current Investments-At Cost		
TRADE INVESTMENTS		
Investment in Equity Instruments(Unquoted)		
Fully paid-up Shares held in:-		
MSTC Limited		
15,000 (2012: 15,000) Shares of Rs 10 each	0.75	0.75
OTHER INVESTMENTS		
a) Investment in Equity Instruments(Quoted)		
Fully paid-up Shares held in:-		
Zuari Global Limited	2,417.39	4,766.83
(Formerly known as Zuari Industries Limited)		
27,57,941 (2012: 25,57,941) Shares of Rs 10 each		
Zuari Agro Chemicals Limited*	3,089.73	-
28,17,941 (2012: Nil) Shares of Rs 10 each		
* Alloted (2557941 shares) pursuant to demerger of Zuari Industries Limited to Zuari Agro Chemicals Limited.		
Calcutta Stock Exchange Limited	123.74	123.74
6,187 (2012: 6187) Shares of Re 1 each		
Chambal Fertilisers & Chemicals Ltd.	45.63	45.63
1,06,864 (2012: 1,06,864) Shares of Rs 10 each		
Upper Ganges Sugar & Ind. Ltd.	24.04	24.04
35,529 (2012: 35,529) Shares of Rs 10 each		
New India Retailing & Investment Ltd.	1.78	1.78
4,100 (2012: 4,100) Shares of Rs 10 each		
b) Investment in Equity Instruments(Unquoted)		
Fully paid-up Shares held in:-		
Birla Buildings Limited	0.75	0.75
7,500 (2012: 7,500) Shares of Rs 10 each		
Elgin Mills Limited (5% 'B' Cumulative Pref. Shares)	0.01	0.01
120 (2012: 120) Shares of Rs 10 each		
Taparia Limited	0.40	0.40
3,500 (2012: 3,500) Shares of Rs 10 each		
Birla Constructions Limited	1.50	1.50
15,000 (2012: 15,000) Shares of Rs 10 each		

Notes to Accounts

	2012-13 (Rs. in Lakhs)	2011-12 (Rs. in Lakhs)
2.10 (a) NON-CURRENT INVESTMENTS (contd.)		
c) Investment in Equity Instruments of Subsidiary Companies(Unquoted)		
Fully paid-up Shares held in:-		
High Quality Steels Limited	30.23	30.23
12,09,010 (2012: 12,09,010) Shares of Rs 2.50 each		
Macfarlane & Co. Limited (Ordinary Shares)	2.80	2.80
1,39,265 (2012: 1,39,265) Shares of Rs 5 each		
Macfarlane & Co. Limited (Deferred Shares)	0.08	0.08
16,551 (2012: 16,551) Shares of Re 1 each		
d) Investment in Equity Instruments of Associates Companies		
Fully paid-up Shares held in:-		
Texmaco Rail & Engg.Ltd. (Quoted)	546.00	546.00
5,46,00,000 (2012: 5,46,00,000) Shares of Rs 1 each		
Lionel India Limited (Unquoted)	525.45	525.45
5,25,450 (2012: 5,25,450) Shares of Rs 100 each		
B) Non-Current Investments- At Cost less provision for Diminution other than temporary		
TRADE INVESTMENT		
Investment in Equity Instruments(Unquoted)		
Fully paid-up Shares held in:-		
Wagon India Limited	1.50	1.50
Less:Provision for Diminution in value of Investments	(1.50)	(1.50)
1,499 (2012: 1,499) Shares of Rs 100 each		
	-	-
OTHER INVESTMENT		
Investment in Equity Instruments(Unquoted)		
Fully paid-up Shares held in:-		
APV Texmaco Limited	5.61	5.61
Less:Provision for Diminution in value of Investments	(5.61)	(5.61)
76,700 (2012: 76,700) Shares of Rs 10 each		
	-	-
Total of Non-Current Investments (A+B)	6,810.28	6,069.99
Aggregate amount of Quoted Investments	6,248.30	5,508.01
Aggregate amount of Unquoted Investments	561.98	561.98
Market Value of of Quoted Investments	32,724.08	45,718.04
Aggregate Provision for diminution in value of Investments	(7.11)	(7.11)

Notes to Accounts

	2012-13 (Rs. in Lakhs)	2011-12 (Rs. in Lakhs)
2.10 (b) CURRENT INVESTMENTS - At lower of cost and fair value		
Investments in Mutual Fund (Un-quoted)		
Birla Sunlife Savings-Instl. Daily Nil (2012: 15,62,135) Units of Rs 10 each	-	1,563.20
Birla Sun life Floating Rate Fund-Long Term -Growth Direct 12,02,258 (2012: Nil) Units of Rs 100 each	1,668.88	-
Birla Sun Life Saving Fund -Daily Dividend - Direct Plan 584,063 (2012: Nil) Units of Rs 100 each	584.62	-
BSL Interval Income Fund - Qty - Series -1 Payout Nil (2012: 99,93,904) Units of Rs 10 each	-	1,000.00
BSL Short Term Fund - Monthly Div. Reinvestment 89,31,306 (2012: Nil) Units of Rs 10 each	1,036.85	-
BSL Fixed Term Plan Series EW Growth Nil (2012: 52,80,976) Units of Rs 10 each	-	528.10
Reliance Income Fund-Growth Plan-Bonus option 2634641 (2012: Nil) Units of Rs 10 each	299.69	-
SBI SHF Ultra Short Term Fund 77,360 (2012: Nil) Units of Rs 1000 each	774.18	-
SBI Premier Liquid Fund Nil (2012: 77,896) Units of Rs 1000 each	-	915.65
Total of Current Investments	4,364.22	4,006.95
Total Investments	11,174.50	10,076.94
Aggregate amount of Unquoted Investments	4,364.22	4,006.95
Aggregate amount of written down on Current investments	-	-
Aggregate NAV value of unquoted Mutual Funds	4,377.97	4,021.07

2.11 LONG TERM LOANS AND ADVANCES

Unsecured Considered Good		
Capital Advances	362.57	215.98
Security Deposits	52.11	52.27
Other loans and advances		
Prepaid Expenses	0.88	-
Total (2.11)	415.56	268.25

2.12 TRADE RECEIVABLES

More than six months from the due date		
Unsecured, considered good	-	-
Others-Unsecured ,considered good	9.19	3.16
Total (2.12)	9.19	3.16

Note:

In the opinion of the management trade receivables have a value on realisation in the ordinary course of business unless otherwise stated, at least to the amount at which they are stated.

Notes to Accounts

	2012-13 (Rs. in Lakhs)	2011-12 (Rs. in Lakhs)
2.13 CASH AND BANK BALANCES		
Cash and cash equivalents		
Balances with banks		
Current Accounts	25.25	13.05
Saving A/c with Post office	0.06	0.06
Cheques on hand	22.11	-
Cash on hand	1.18	0.88
	48.60	13.99
Other bank balances		
Term Deposit of more than twelve months maturity	1.72	1.62
Unpaid Dividend Account	26.17	26.83
	27.89	28.45
Total (2.13)	76.49	42.44

2.14 SHORT TERM LOANS AND ADVANCES		
Unsecured Considered Good		
Other loans and advances		
Loan to Body Corporates	2,000.00	2,000.00
Advance to Parties	18.09	68.91
Advance to Employee	0.24	3.41
Other Advances	104.05	203.49
Prepaid Expenses	0.83	0.06
Balances with Government Deptt	0.43	24.43
Advance Payment of FBT(Net of Provision)	-	(0.20)
Income Tax(Net of Advance Tax)	760.18	740.04
Total (2.14)	2,883.82	3,040.14

Note:

In the opinion of management, loans & advances have a value on realisation in the ordinary course of business unless otherwise stated, at least to the amount at which they are stated.

2.15 OTHER CURRENT ASSETS		
Interest Receivables	143.61	141.43
Total (2.15)	143.61	141.43

Notes to Accounts

	2012-13 (Rs. in Lakhs)	2011-12 (Rs. in Lakhs)
2.16 REVENUE FROM OPERATIONS		
Sale of products	238.90	197.68
Sale of services	1,061.97	1,046.17
	1,300.87	1,243.85
Other operating revenues	0.79	34.98
Total (2.16)	1,301.66	1,278.83

Note:

Other operating income includes income from sale of carbon credit Rs. Nil (Previous Year: Rs.34.96 lakhs)

2.17 OTHER INCOME		
Interest Income		
From Bank	0.10	0.09
From Others	396.16	274.49
Dividend - Income from Long Term Investments	676.87	677.29
Dividend - Income from Current Investments	175.38	439.21
Net gain on Sale of Non-Current Investments	-	38.23
Miscellaneous Receipts and Income	1.19	6.82
Sundry Credit Balance Adjusted	-	0.51
Profit on sale of Fixed Assets	0.12	3.55
Claim Received	28.99	-
Provision & Excess Liabilities Written Back	16.24	29.44
Income related to previous year	0.02	-
Total (2.17)	1,295.07	1,469.63

2.18 EMPLOYEE BENEFITS EXPENSE		
Salaries ,Wages and Bonus	146.92	103.38
Contribution to provident and other funds		
Provident Fund, Pension Fund and ESI	9.08	7.42
Gratuity	7.86	5.14
Expenses on ESOP	-	(25.16)
Staff Welfare Expenses	6.12	4.54
Total (2.18)	169.98	95.32

2.19 FINANCE COSTS		
Interest Expenses		
Banks	-	4.88
Others	1.15	1.11
Total (2.19)	1.15	5.99

Notes to Accounts

	2012-13 (Rs. in Lakhs)	2011-12 (Rs. in Lakhs)
2.9 DEPRECIATION AND AMORTIZATION EXPENSES		
For the Year	285.53	299.21
Total (2.9)	285.53	299.21
2.20 OTHER EXPENSES		
Power and Fuel	7.10	5.73
Rent	5.37	4.12
Repairs to buildings	52.58	28.42
Repairs to machinery	37.27	17.11
Repairs to others	3.23	2.09
Insurance	5.30	5.18
Rates and Taxes excluding taxes on Income	33.51	37.49
Freight,Packing and Transport (Net)	-	0.87
Selling Expenses	-	7.78
Director's Sitting Fees	4.40	4.40
Director's Commission	5.00	5.00
Payments to the Auditor		
Auditors' Remuneration	2.25	2.25
For Taxation Matters	0.80	0.80
For Quarterly Review	0.75	0.75
For Other Services	0.55	0.52
For Re-imbusement of Expenses	0.34	0.25
Cost Auditors' Remuneration	0.30	-
Miscellaneous Expenses	128.69	97.56
Advances written off	33.75	-
Expenses related to previous year	0.60	5.01
Total (2.20)	321.79	225.33

Notes to Accounts

2.21

The Company has agreed to continue with the charge on its property at Kamala Nagar, Delhi in favour of the Bank from where credit facilities were availed for working capital for its Heavy Engineering and Steel Foundry businesses demerged to Texmaco Rail & Engineering Ltd (TexRail), an associate company under a Court approved scheme effective from 01.04.2010. It being a requirement of the Bank, during the initial years of the operations of TexRail after demerger, the Company has also given a Corporate Guarantee to the bank in support of the charge against the said working capital facilities to the extent of Rs 50 crore.

2.22

Pursuant to the Supreme Court order dated 25th March, 2010 the Company could retain 35% of its Industrial Land with a F.A.R., 1.5 times of normal and surrender the balance Land to DDA. In terms of the decision taken by the screening committee of the DDA, the Company surrendered and DDA has duly taken possession of 52,201 sq mtrs. land out of 58,951 sq mtrs. that was required to be surrendered to DDA. The balance area has not yet been surrendered being the balance 5 nos residential quarters occupied by ex-employees, not yet vacated, for which the management has taken necessary steps for obtaining vacant possession.

2.23

As per the Agreement with Chambal Fertilizers & Chemicals Ltd., when they took over the assets and liabilities of Baddi Unit from 01-10-99, Texmaco Infrastructure & Holdings Limited (formerly Texmaco Limited) is liable to pay wages and salary in respect of excess workers/ staff taken over by them over and above the required one to run the Baddi Unit. The Company incurred an expenditure of Rs. 96.94 lakhs (previous year Rs 51.08 lakhs) by way of Legal Expenses and payment of dues and ex-gratia to the ex-employees for obtaining vacant possession of the residential quarters unauthorized occupied by them even after cessation of their employment. These expenses have been shown as expenses on Land and Capitalised under the head " Land".

2.24

In the opinion of the management, current assets, loans and advances have a value on realisation in the ordinary course of business unless otherwise stated, at least to the amount at which they are stated and the provisions for all known and determined liabilities is adequately provided.

2.25

Balance of debtors and loans and advances are subject to confirmation from respective parties.

2.26

Following assets (company's share) are held under co ownership with other companies

(Rs. in Lakhs)

Assets	2012-13			2011-12		
	Original Cost	Accumulated Depreciation	WDV	Original Cost	Accumulated Depreciation	WDV
Building	77.01	19.46	57.55	77.01	18.32	58.69
Plant & Machinery	37.26	22.89	14.37	37.26	20.68	16.58
Furniture & Fittings	0.51	0.51	-	0.51	0.51	-

Notes to Accounts

2.27 RELATED PARTY DISCLOSURE

(a) Name of the related parties and relationship:

	Relationship	Parties where control Exist 2012-13	Parties where control Exist 2011-12
A.	Key Management Personnel	Shri Hemant Kumar (Executive Director)	Shri Hemant Kumar (Executive Director)
B.	Subsidiaries	High Quality Steels Limited (99.87% of the Capital held by the Company)	High Quality Steels Limited (99.87% of the Capital held by the Company)
		Macfarlane & Company Limited (71.27% of the Capital held by the Company)	Macfarlane & Company Limited (71.27% of the Capital held by the Company)
C.	Associates	Lionel India Limited (50.00% of the Capital held by the Company)	Lionel India Limited (50.00% of the Capital held by the Company)
		Texmaco Rail & Engineering Limited (30.00% of the Capital held by the Company)	Texmaco Rail & Engineering Limited (30.00% of the Capital held by the Company)
D.	Group Company where transaction exists.	Zuari Investments Ltd	Zuari Investments Ltd
		Duke Commerce Ltd.	Duke Commerce Ltd.
		Adventz Securities Enterprises Ltd.	Adventz Securities Enterprises Ltd.
		Zuari Global Ltd.	Zuari Global Ltd.
		Adventz Holdings Ltd	Adventz Holdings Ltd
		Adventz investment & Holdings Ltd.	Adventz investment & Holdings Ltd.
		New Eros Tradecom Ltd.	New Eros Tradecom Ltd.
		Master Exchange & Finance Ltd.	Master Exchange & Finance Ltd.
		Adventz Investments Co. Pvt. Ltd.	Adventz Investments Co. Pvt. Ltd
		Adventz Securities Trading Pvt. Ltd.	Adventz Securities Trading Pvt. Ltd.
		Adventz Finance Pvt. Ltd..	Adventz Finance Pvt. Ltd.
		Eureka Traders Pvt. Ltd.	Eureka Traders Pvt. Ltd
		Abhishek Holdings Pvt. Ltd.	Abhishek Holdings Pvt. Ltd.
		Greenland Trading Pvt. Ltd.	Greenland Trading Pvt. Ltd
		Indrakshi Trading Company Pvt. Ltd.	Indrakshi Trading Company Pvt. Ltd.
		High Quality Steels Ltd.	High Quality Steels Ltd.
Zuari Agro Chemicals Ltd.	Zuari Agro Chemicals Ltd.		

Notes to Accounts

2.27 RELATED PARTY DISCLOSURE (contd.)

(b) Related Party Transactions

Transactions	Others	Key Management Personnel	Associate	Subsidiaries	Grand Total
Remuneration Paid					
Shri Hemant Kumar (Executive Director)	---	24.13	---	---	24.13
	(---)	(19.63)	(---)	(---)	(19.63)
Purchase of Goods/ Services					
High Quality Steels Limited	---	---	---	10.01	10.01
	(---)	(---)	(---)	(3.50)	(3.50)
Lionel India Limited	---	---	3.03	---	3.03
	(---)	(---)	(0.37)	(---)	(0.37)
Dividend Received					
Texmaco Rail & Engineering Limited	---	---	546.00	---	546.00
	(---)	(---)	(546.00)	(---)	(546.00)
Zuari Global Limited	51.15	---	---	---	51.15
	(115.11)	(---)	(---)	(---)	(115.11)
Zuari Agro Chemicals Ltd. (Formerly Zuari Holdings Limited)	76.73	---	---	---	76.73
	(---)	(---)	(---)	(---)	(---)
Dividend Paid					
Abhishek Holdings Pvt. Ltd.	---	---	---	---	---
	(---)	(---)	(---)	(---)	(---)
Adventz Securities Enterprises Ltd.	5.71	---	---	---	5.71
	(3.81)	(---)	(---)	(---)	(3.81)
Adventz Investments Co. Pvt. Ltd.	4.55	---	---	---	4.55
	(3.03)	(---)	(---)	(---)	(3.03)
Adventz Investments and Holdings Ltd	13.32	---	---	---	13.32
	(8.07)	(---)	(---)	(---)	(8.07)
Adventz Securities Trading Pvt. Ltd.	0.64	---	---	---	0.64
	(0.43)	(---)	(---)	(---)	(0.43)
Adventz Finance Pvt. Ltd.	---	---	---	---	---
	(---)	(---)	(---)	(---)	(---)
Duke Commerce Ltd.	11.59	---	---	---	11.59
	(7.73)	(---)	(---)	(---)	(7.73)
Eureka Traders Pvt. Ltd.	---	---	---	---	---
	(---)	(---)	(---)	(---)	(---)
Greenland Trading Pvt. Ltd.	0.05	---	---	---	0.05
	(0.04)	(---)	(---)	(---)	(0.04)
Indrakshi Trading Company Pvt. Ltd.	0.04	---	---	---	0.04
	(0.03)	(---)	(---)	(---)	(0.03)
Master Exchange & Finance Ltd.	0.02	---	---	---	0.02
	(0.02)	(---)	(---)	(---)	(0.02)
New Eros Tradecom Ltd.	1.11	---	---	---	1.11
	(0.74)	(---)	(---)	(---)	(0.74)
Texmaco Rail & Engineering Ltd.	3.52	---	---	---	3.52
	(0.19)	(---)	(---)	(---)	(0.19)
Zuari Investments Ltd.	43.44	---	---	---	43.44
	(28.96)	(---)	(---)	(---)	(28.96)
Zuari Global Ltd.	12.31	---	---	---	12.31
	(8.17)	(---)	(---)	(---)	(8.17)

Note: - Figures given in brackets are for previous year.

Notes to Accounts

2.28 EMPLOYEE BENEFIT OBLIGATION

Employee Benefits

Defined benefits Plans – As per Actuarial valuation as on March 31, 2013

	(Rs. in Lakhs)			
	Unfunded Gratuity 2012-13	Unfunded Gratuity 2011-12	Unfunded Leave 2012-13	Unfunded Leave 2011-12
I Change of Benefit Organisation				
Liability at the beginning of the year	25.74	20.60	5.51	4.08
Interest cost	2.06	1.75	0.44	0.35
Current Service Cost	2.94	2.09	0.18	0.13
Past Service Cost (Non Vested Funds)	----	----	----	----
Past Service Cost (Vested Funds)	----	----	----	----
Benefits Paid	----	----	----	----
Actuarial (Gain)/Loss on obligation	2.86	1.30	0.31	0.96
Curtailments and Settlements	----	----	----	----
Plan Amendment	----	----	----	----
Liability at the end of the year	33.60	25.74	6.44	5.52
II Fair Value of Plan Assets				
Fair value of Plan Assets at the beginning of the year	----	----	----	----
Expected Return on Plan Assets	----	----	----	----
Contributions	----	----	----	----
Benefit Paid	----	----	----	----
Actuarial (Gain)/Loss on Plan Assets	----	----	----	----
Fair Value of Plan Assets at the end of the year	----	----	----	----
Total Actuarial (Gain)/Loss to be Recognised	----	----	----	----
III Actual Return on Plan Assets				
Expected Return on Plan Assets	----	----	----	----
Actuarial (Gain)/Loss on Plan Assets	----	----	----	----
Actual Return on Plan Assets	----	----	----	----
IV Amount Recognised in the balance sheet				
Liability at the end of the year	33.60	25.74	6.44	5.52
Fair Value of Plan Assets at the end of the year	----	----	----	----
Difference	----	----	----	----
Unrecognised Past Service Cost	----	----	----	----
Amount Recognised in the Balance Sheet	----	----	----	----
V Expenses Recognised in the Income Statement				
Current Service Cost	2.94	2.09	0.18	0.13
Interest Cost	2.06	1.75	0.44	0.35
Expected Return on Plan Assets	----	----	----	----
Net Actuarial (Gain)/Loss to be Recognised	2.86	1.30	0.31	0.96
Past Service Cost/(Non Vested Benefit) Recognised	----	----	----	----
Past Service Cost/(Vested Benefit) Recognised	----	----	----	----
Effect of Curtailment or settlement	----	----	----	----
Curtailments and Settlements	----	----	----	----
Expenses Recognized in the Profit and Loss Account	7.86	5.14	0.93	1.44

Notes to Accounts

2.28 EMPLOYEE BENEFIT OBLIGATION (contd.)

Employee Benefits

Defined benefits Plans – As per Actuarial valuation as on March 31, 2013 (contd.)

	(Rs. in Lakhs)			
	Unfunded Gratuity 2012-13	Unfunded Gratuity 2011-12	Unfunded Leave 2012-13	Unfunded Leave 2011-12
VI Balance Sheet Reconciliation				
Opening Net Liability	25.74	20.60	5.51	4.08
Expense as above	7.86	5.14	0.93	1.44
Employers Contribution	----	----	----	----
Effect of Curtailment or settlement	----	----	----	----
Benefits paid	----	----	----	----
Amount Recognised in the Balance Sheet	33.60	25.74	6.44	5.52
VII Actuarial Assumption				
Discount Rate Current	8.00%	8.25%	8.00%	8.25%
Rate of Return on Plan Assets	----	----	----	----
Salary Escalation Current	5.00%	5.00%	5.00%	5.00%

2.29 EARNING PER SHARE – The numerator and denominator used to calculate Basic/ Diluted Earning per Share

		2012-13	2011-12
Net Profit for the period from ordinary activities attributable to equity shareholders (Excluding Preference Share Dividend) – used as numerator	Rs in Lakhs	1,614.06	1,892.60
Weighted average number of Equity share outstanding used as denominator for Basic earning per share	Number	127426590	127426590
Weighted average number of Equity share used as denominator for Diluted Earning per Share	Number	127426590	127426590
(A) Basic Earning per share (face value of Re 1/- each)	Rs.	1.27	1.49
(B) Diluted Earning per share (face value of Re 1/- each)	Rs.	1.27	1.49

2.30 PARTICULARS OF PURCHASE / SALE OF GOODS & SERVICES

Particulars	2012-13 (Rs. in Lakhs)	2011-12 (Rs. in Lakhs)
Sale of Finished Goods		
Sale of Hydro Power	238.90	197.68
Services Rendered		
Rent	1,061.97	1,046.17

Notes to Accounts

2.31 AMOUNT REMITTED DURING THE YEAR ON ACCOUNT OF DIVIDEND (AS CERTIFIED BY THE MANAGEMENT):

	2012-13	2011-12
Number of Non-resident Shareholders	17	17
Number of Equity Shares held	14840	14840
Dividend remitted (Rs. in Lakhs)	0.02	0.02
Year of Dividend Paid	2011-12	2010-11

2.32 DETAILS OF EXPENSES/(INCOME) RELATED TO PREVIOUS YEAR

Particulars	2012-13 (Rs. in Lakhs)	2011-12 (Rs. in Lakhs)
Expenses		
(i) Dividend	0.05	-
(ii) Interest for Income Tax	-	5.01
(iii) Professional Fees	0.55	-
	0.60	5.01
Income		
(i) Dividend from Investment	0.02	-
	0.02	-

2.33 INFORMATION ABOUT SEGMENT WORKING IS GIVEN BELOW:

(Rs. In Lakhs)

	2012-2013				2011-2012			
	Real Estate	Mini Hydro	Others	Total	Real Estate	Mini Hydro	Others	Total
	1	2	3	4 (1+2+3)	1	2	3	4 (1+2+3)
Revenue (Net of Excise Duty and Cess)								
External Sales	1,061.97	238.90	-	1,300.87	1,046.17	197.68	-	1,243.85
Internal-Segment Sales				-				-
Total Revenue	1,061.97	238.90		1,300.87	1,046.17	197.68	-	1,243.85
Result								
Segment Result	868.84	(46.79)	590.38	1,412.43	905.86	(39.74)	977.56	1,843.68
Unallocated Corporate Expenses								
Operating Profit/(Loss)				1,412.43				1,843.68
Finance Costs				(1.15)				(5.99)
Interest Income				396.26				274.58
Total Profit/(Loss) before Tax				1,807.54				2,112.27
Provision for Current Tax				235.00				270.00
Provision for Deferred Tax				(40.50)				(50.33)
Income Tax for earlier year				(1.02)				-
Profit/(Loss) from ordinary activities				1,614.06				1,892.60

Notes to Accounts

2.33 INFORMATION ABOUT SEGMENT WORKING IS GIVEN BELOW: (contd.)

(Rs. In Lakhs)

	2012-2013				2011-2012			
	Real Estate	Mini Hydro	Others	Total	Real Estate	Mini Hydro	Others	Total
	1	2	3	4 (1+2+3)	1	2	3	4 (1+2+3)
Extra ordinary items				-				-
Net Profit/(Loss)				1,614.06				1,892.60
Other Information								
Segment assets	12,169.96	1,231.91	13,997.95	27,399.82	12,118.81	1,423.71	12,879.69	26,422.21
Unallocated Corporate assets								
Total assets				27,399.82				26,422.21
Segment liabilities	1,041.72	24.15	410.91	1,476.78	1,040.83	26.85	558.37	1,626.05
Unallocated corporate liabilities								
Total Liabilities				1,476.78				1,626.05
Capital expenditure	99.21	24.78	231.45	355.44	53.22	4.45	657.89	715.56
Depreciation	127.59	142.17	15.77	285.53	127.40	161.27	10.54	299.21
Non-cash expenses other than depreciation				33.75				-

Note : The Company operates predominantly within the geographical limits of India and accordingly secondary segments have not been considered.

2.34

Figures below Rs. 500/- have been omitted for rounding off and above Rs. 500/- have been rounded off to the next Rs. 1000/-.

In terms of our Report of even date attached herewith.

For **K. N. Gutgutia & Co.**

Chartered Accountants

Firm Registration No: 304153E

P.K.Gutgutia

Partner

Membership No.6994

6C, Middleton Street,

Kolkata- 700 071

Dated: 30th May, 2013

Kaushik Sonee
Secretary

S. K. Poddar
Gautam Khaitan
Hemant Kumar } Directors

Statement Pursuant to Section 212 of the Companies Act, 1956 Related to its Subsidiary Companies

1.	Name of the Subsidiary Companies	High Quality Steels Limited	Macfarlane & Company Limited
2.	Financial year of the Subsidiary Companies ended on	31st March, 2013	31st March, 2013
3.	Shares of the Subsidiaries held by Texmaco Infrastructure & Holdings Limited on the above date		
	a) Number and Face Value	1209010 Equity Shares of Rs. 2.50 each fully paid.	139265 Ordinary Shares of Rs. 5/- each fully paid and 16551 Deferred Shares of Re. 1/- each fully paid.
	b) Extent of holding	99.87 %	71.27 %
4.	Net aggregate amount of profits/(losses) of the Subsidiaries so far as they concern members of the Holding Company		
	a) For the said financial year of the subsidiaries		
	i) dealt with in the accounts of the Holding Company	NIL	NIL
	ii) not dealt with in the accounts of the Holding Company	Rs.1,258,549	Rs.1,199,764
	b) For the previous financial years of the subsidiary since it become the Holding Company's subsidiary		
	i) dealt with in the accounts of the Holding Company	NIL	NIL
	ii) not dealt with in the accounts of the Holding Company	Rs.15,288,369	Rs.7,602,856
5.	As the financial year of the Subsidiary Companies coincide with the financial year of the Holding Company, Section 212(5) of the Companies Act, 1956 is not applicable.		

Kolkata- 700 071
Dated: 30th May, 2013

Kaushik Sonee
Secretary

S. K. Poddar
Gautam Khaitan
Hemant Kumar } *Directors*

Particulars of Subsidiary Companies

Particulars of Subsidiary Companies as required by General Circular No. 2/2011 dated 8th February, 2011 issued by the Ministry of Company Affairs, Government of India, issued under Section 212(8) of the Companies Act, 1956 for the Financial Year 2012-13 are as follows :-

(Rs. In Lakhs)			
	Name of the Subsidiary Companies	High Quality Steels Limited	Macfarlane & Company Limited
(a)	Share Capital (Equity & Deferred)	30.27	10.00
(b)	Reserves and Suplus (Net of Debit Balance of Profit & Loss Account)	165.68	123.59
(c)	Total Assets	381.92	147.04
(d)	Total Liabilities	185.97	13.45
(e)	Details of Investments (Excluding Investment in Subsidiary Companies)		
	- Equity/ Preference Share	-	-
	- Government Securities	-	0.04
	- Mutual Funds	-	78.45
(f)	Turnover	534.85	26.42
(g)	Profit/(Loss) before Taxation	17.28	20.60
(h)	Provision for Taxation	4.68	3.77
(i)	Profit/(Loss) after Taxation	12.60	16.83
(j)	Proposed Dividend (including Dividend Tax)	-	-



Independent Auditors' Report on the Consolidated Financial Statements

To
The Board of Directors of
Texmaco Infrastructure & Holdings Limited

Report on the Financial Statements

We have audited the accompanying consolidated financial statements of **TEXMACO INFRASTRUCTURE & HOLDINGS LIMITED** ("the Company") and its subsidiaries, which comprises the consolidated Balance Sheet as at March 31, 2013, the consolidated Statement of Profit and Loss and the consolidated Cash Flow Statement for the year then ended, and a summary of significant accounting policies and other explanatory information.

Management's Responsibility for the Consolidated Financial Statements

Management is responsible for the preparation of these consolidated financial statements that give a true and fair view of the consolidated financial position, consolidated financial performance and consolidated cash flows of the Company in accordance with the accounting principles generally accepted in India. This responsibility includes the design, implementation and maintenance of internal control relevant to the preparation and presentation of the consolidated financial statements that give a true and fair view and are free from material misstatement, whether due to fraud or error.

Auditor's Responsibility

Our responsibility is to express an opinion on these consolidated financial statements based on our audit. We conducted our audit in accordance with the Standards on Auditing issued by the Institute of Chartered Accountants of India. Those Standards require that we comply with ethical requirements and plan and perform the audit to obtain reasonable assurance about whether the consolidated financial statements are free from material misstatement.

An audit involves performing procedures to obtain audit evidence about the amounts and disclosures in the consolidated financial statements. The procedures selected depend on the auditor's judgment, including the assessment of the risks of material misstatement of the consolidated financial statements, whether due to fraud or error. In making those risk assessments, the auditor considers internal control relevant to the Company's preparation and presentation of the consolidated financial statements that give a true and fair view in order to design audit procedures that are appropriate in the circumstances. An audit also includes evaluating the appropriateness of accounting policies used

and the reasonableness of the accounting estimates made by Management, as well as evaluating the overall presentation of the consolidated financial statements.

We believe that the audit evidence we have obtained is sufficient and appropriate to provide a basis for our audit opinion.

Opinion

In our opinion and to the best of our information and according to the explanations given to us, and based on the consideration of the report of the other auditor on the financial statements of the subsidiary as noted below, the consolidated financial statements give a true and fair view in conformity with the accounting principles generally accepted in India:-

- (a) in the case of the consolidated Balance Sheet of the State of Affairs of the Company as at 31st March, 2013;
- (b) in the case of consolidated Statement of Profit and Loss, of the Profit for the year ended on that date; and
- (c) in the case of consolidated Cash Flow Statement, of the Cash Flows for the year ended on that date.

Other Matter

We did not audit the financial statements of a subsidiary, whose financial statements reflect total assets (net) of Rs. 133.59 Lakhs as at 31st March, 2013, total revenues amounting to Rs. 26.42 Lakhs and net cash inflows amounting to Rs. 1.37 Lakhs for the year then ended. These financial statements have been audited by other auditor whose reports have been furnished to us by the Management, and our opinion is based solely on the reports of the other auditor. Our opinion is not qualified in respect of this matter.

For **K.N. Gutgutia & Co.**
Chartered Accountants
Firm Registration No.304153E

6C, Middleton Street,
Kolkata-700071
30th May, 2013

P. K. Gutgutia
Partner
Membership No. 6994

Consolidated Balance Sheet As at 31st March, 2013

	Note No.	2012-13 (Rs. in Lakhs)	2011-12 (Rs. in Lakhs)
I. EQUITY AND LIABILITIES			
(1) Shareholders' funds			
(a) Share capital	2.1	1,274.28	1,274.28
(b) Reserves and surplus	2.2	43,463.24	39,284.10
		44,737.52	40,558.38
(2) Minority Interest			
		38.98	34.07
(3) Non-current liabilities			
(a) Deferred tax liabilities (Net)	2.3	263.31	308.02
(b) Other Long term liabilities	2.4	1,102.02	1,108.60
(c) Long-term provisions	2.5	57.43	54.41
		1,422.76	1,471.03
(4) Current liabilities			
(a) Trade payables	2.6	96.50	108.86
(b) Other current liabilities	2.7	148.24	195.88
(c) Short-term provisions	2.8	263.51	245.51
		508.25	550.25
Total		46,707.51	42,613.73
II. ASSETS			
(1) Non-current assets			
(a) Fixed assets	2.9		
(i) Tangible assets		12,743.71	12,896.91
(ii) Capital work-in-progress		522.76	299.70
		13,266.47	13,196.61
(b) Non-current investments	2.10(a)	25,097.30	21,592.83
(c) Long-term loans and advances	2.11	416.75	269.73
		38,780.52	35,059.17
(2) Current assets			
(a) Current investments	2.10(b)	4,442.67	4,080.34
(b) Trade receivables	2.12	108.79	102.76
(c) Cash and bank balances	2.13	296.73	125.03
(d) Short-term loans and advances	2.14	2,935.19	3,105.00
(e) Other current assets	2.15	143.61	141.43
		7,926.99	7,554.56
Total		46,707.51	42,613.73
Accounting Policies & Notes on Accounts	1 & 2		

Notes referred to above form an integral part of the Balance Sheet

In terms of our Report of even date attached herewith.

For **K. N. Gutgutia & Co.**

Chartered Accountants

Firm Registration No: 304153E

P.K.Gutgutia

Partner

Membership No.6994

6C, Middleton Street,

Kolkata- 700 071

Dated: 30th May, 2013

Kaushik Sonee
Secretary

S. K. Poddar
Gautam Khaitan
Hemant Kumar } Directors

Consolidated Statement of Profit and Loss For the year ended 31st March, 2013

	Note No.	2012-13 (Rs. in Lakhs)	2011-12 (Rs. in Lakhs)
I. Revenue from operations	2.16		
Sale of products		238.90	197.68
Sale of services		1,586.81	1,433.92
		1,825.71	1,631.60
Other operating revenues		0.79	34.98
Total		1,826.50	1,666.58
II. Other income	2.17	1,322.98	1,508.13
III. Total Revenue (I + II)		3,149.48	3,174.71
IV. Expenses:			
Cost of material consumed (incl. services)		0.73	0.97
Employee benefits expense	2.18	629.24	411.86
Finance costs	2.19	1.16	6.14
Depreciation and amortization expenses	2.9	285.53	299.21
Other expenses	2.20	387.42	294.31
Total expenses		1,304.08	1,012.49
V. Profit before tax (III-IV)		1,845.40	2,162.22
VI. Tax expense:			
(1) Current tax		249.60	284.70
(2) Deferred tax		(44.71)	(48.45)
(3) Income Tax for Earlier Year		(2.96)	0.13
VII. Profit (Loss) for the period from continuing operations (V-VI)		1,643.47	1,925.84
VIII. Minority Interest		(4.91)	(2.93)
IX. Profit After Minority Interest (VII-VIII)		1,638.56	1,922.91
X. Share of Profit/(Loss) in Associates		2,784.88	2,783.10
XI. Profit (Loss) for the period (IX+X)		4,423.44	4,706.01
XII. Earnings per equity share: (Par Value of Re.1/- each)			
(1) Basic		3.47	3.69
(2) Diluted		3.47	3.69
Accounting Policies & Notes on Accounts	1 & 2		

Notes referred to above form an integral part of the Statement of Profit & Loss
In terms of our Report of even date attached herewith.

For **K. N. Gutgutia & Co.**

Chartered Accountants

Firm Registration No: 304153E

P.K.Gutgutia

Partner

Membership No.6994

6C, Middleton Street,

Kolkata- 700 071

Dated: 30th May, 2013

Kaushik Sonee
Secretary

S. K. Poddar
Gautam Khaitan
Hemant Kumar } *Directors*

Consolidated Cash Flow Statement For the year ended 31st March, 2013

(Rs. in Lakhs)

	Year Ended 31.03.2013	Year Ended 31.03.2012
A) Cash Flows From Operating Activities:		
Net Profit before Taxation & Exceptional Items	1,845.40	2,162.22
Adjustments for:		
Depreciation	285.53	299.21
Interest Paid	1.16	6.14
Employee Compensation Expenses under ESOP	-	(25.16)
Interest Received	(397.72)	(275.55)
Income From Investments	(857.31)	(1,117.90)
Profit on Sale Of Investments-Long Term (Net)	-	(38.23)
Profit on Sale Of Fixed Assets(Net)	(0.12)	(3.55)
Provision for Diminution in value of Inventories	-	0.31
TDS Written Off	-	0.19
Operating Profit before Working Capital Changes & Exceptional Items	876.94	1,007.68
(Increase)/Decrease in Trade & Other Receivables	127.16	(20.45)
Increase/(Decrease) in Trade Payables	(147.05)	(117.06)
	(19.89)	(137.51)
Cash Generated from Operations	857.05	870.17
Direct Taxes Paid	(256.34)	(286.79)
Cash Flow before Exceptional Items	600.71	583.38
Exceptional Items	-	-
Net Cash from Operating Activities	600.71	583.38
B) Cash Flows From Investing Activities		
Purchase of Fixed Assets	(355.44)	(715.55)
Sale of Fixed Assets	0.17	4.24
(Purchase)/Sale of Investments	(1,102.60)	1,242.71
Loan to Body Corporates	-	(2,000.00)
Interest Received	395.52	134.11
Income From Investments	857.31	1,117.90
Net Cash used in Investing Activities	(205.04)	(216.59)
C) Cash Flows From Financing Activities		
Receipt/(Payment) of Short Term Borrowings	-	(217.60)
Proceeds from issue of ESOP	-	55.01
Interest Paid	(1.16)	(6.14)
Dividend Paid	(222.81)	(147.19)
Net Cash used in Financing Activities	(223.97)	(315.92)
Net Increase/(Decrease) in Cash and Cash Equivalents	171.70	50.87
Cash And Cash Equivalents at the beginning of the period	125.03	74.16
Cash and Cash Equivalents at the end of the period	296.73	125.03

Note: (1) The above Cash Flow Statement has been prepared under the "Indirect Method" as set out in the Accounting Standard-3 "Cash Flow Statement" as notified in the Companies (Accounting Standard) Rules, 2006.

(2) Previous year's figures are regrouped/rearranged wherever necessary.

Notes referred to above form an integral part of the Cash Flow Statement
In terms of our Report of even date attached herewith.

For **K. N. Gutgutia & Co.**

Chartered Accountants

Firm Registration No: 304153E

P.K.Gutgutia

Partner

Membership No.6994

6C, Middleton Street,

Kolkata- 700 071

Dated: 30th May, 2013

Kaushik Sonee
Secretary

S. K. Poddar
Gautam Khaitan
Hemant Kumar } *Directors*

Notes to Consolidated Accounts

1. ACCOUNTING POLICIES

General

The Financial Statements of Texmaco Infrastructure & Holdings Limited (or the Company) have been prepared and presented under the historical cost convention on the accrual basis in accordance with Generally Accepted Accounting Principles (GAAP) in India. GAAP comprises Accounting Standards notified by the Central Government of India under section 211(3C) of the Companies Act, 1956, other pronouncements of the Institute of Chartered Accountants of India, the provisions of Companies Act, 1956 and guidelines issued by Securities and Exchange Board of India. The Financial Statements are rounded off to the nearest Rupees lakhs.

Fixed Assets

Fixed Assets are carried at the cost of acquisition or construction less accumulated depreciation. The cost of Fixed Assets includes non-refundable taxes, duties, freight and other incidental expenses related to the acquisition and installation of the respective Assets. Borrowing costs directly attributable to acquisition or construction of those fixed Assets which necessarily take a substantial period of time to get ready for their intended use are capitalized.

The Company assesses at each balance sheet date whether there is any indication that an Asset may be impaired. If any such indication exists, the Company estimates the recoverable amount of the Asset. If such recoverable amount of the Asset or the recoverable amount of the cash generating unit to which the Asset belongs is less than its carrying amount, the carrying amount is reduced to its recoverable amount. The reduction is treated as an impairment loss and is recognized in the profit and loss account. If at the balance sheet date there is an indication that if a previously assessed impairment loss no longer exists, the recoverable amount is reassessed and the Asset is reflected at the recoverable amount subject to a maximum of depreciated historical cost.

Depreciation

Depreciation has been provided on straight line method except in respect of a unit (Neora Hydro) having a Gross assets Valuing Rs 2,592.46 Lakhs (Previous Year Rs 2,567.69 Lakhs) where Written Down method has been followed in accordance with the rates in Schedule XIV of the Companies Act, 1956.

Investments

Investments are either classified as current or non-current based on management's intention at the time of purchase. Current Investment are stated at lower of cost and fair value.

Non-current Investments are considered "at Cost" on individual investment basis, unless there is a decline other than temporary in value thereof, in which case adequate provision is made against such diminution in the value of investments. The reduction in the carrying amount is reversed when there is a rise in the value of the investment or if the reason for the reduction is no longer exist.

Recognition of Income and Expenditure

Sales revenue is recognized on transfer of the significant risks and rewards of ownership of the goods to the buyer and stated at net of Sales Tax, Service Tax, VAT, trade discounts, rebates. Income from services is recognized as the services are rendered based on agreement/arrangement with the concerned parties. Dividend income on investments is accounted for when the right to receive the payment is established. Interest income is recognized on time proportion basis. Certain insurance and other claims, where quantum of accruals cannot be ascertained with reasonable certainty, are accounted on acceptance basis

Employee Benefits

- (1) The company's contribution to provident fund, employees' state insurance scheme are charged on accrual basis to Statement of Profit & Loss.
- (2) **Leave :**
Leave liability is accounted for based on actuarial valuation at the end of year.
- (3) **Gratuity:**
Year-end accrued liabilities on account of gratuity payable to employees are provided on the basis of actuarial valuation.



Notes to Consolidated Accounts

Contingent Liabilities

Liabilities which are material and whose future outcome cannot be ascertained with reasonable certainty are treated as contingent and disclosed by way of notes to the accounts.

Provisions

A provision is recognised when an enterprise has a present obligation as a result of past event and it is probable that an outflow of resources will be required to settle the obligation, in respect of which a reliable estimate can be made.

Use of Estimates

The preparation of the Financial Statements in conformity with GAAP requires management to make estimates and assumptions that affect the reported amounts of Assets and Liabilities and disclosure of contingent Liabilities on the date of the Financial Statements and reported amounts of revenues and expenses for the year. Actual results could differ from these estimates. Difference between the actual result and the estimates are recognized in the period in which the results are known/ materialized.

Borrowing Cost

Interest on borrowings directly attributable to the acquisition, construction or production of qualifying assets is being capitalised till the date of commercial use of the qualifying assets. Other interests on borrowings are recognised as an expense in the period in which they are incurred

Segment Reporting

- a) Based on the organisational structures and its Financial Reporting System, the Company has classified its operation into three business segments namely Real Estate, Hydro Power and Others.
- b) Revenue and expenses have been identified to segments on the basis of their relationship to the operating activities of the segment. Revenue and expenses which are related to the enterprise as a whole and are not allocable to segments on a reasonable basis have been included under un-allocable expenses.
- c) Capital Employed to each segment is classified on the basis of allocable assets minus allocable liabilities identifiable to each segment on reasonable basis.

Taxation

Current Income Tax is measured at the amount expected to be paid to the tax authorities in accordance with the Indian Income Tax Act, 1961. Deferred tax is calculated at current statutory Income Tax Rate and is recognised on timing differences between taxable income and accounting income that originate in one period and are capable of reversal in one or more subsequent periods. Deferred tax assets, subject to consideration of prudence, are recognised and carried forward only to the extent that there is reasonable certainty supported by convincing evidence that sufficient future taxable income will be available against which such deferred tax assets can be realised.

Employee Stock Option Scheme

In respect of Stock options granted pursuant to the Company's Employees Stock Option Schemes 2007, the intrinsic value of the options (excess of Market Price of the share over the exercise price of the option) is treated as discount and accounted as deferred employee's compensation cost over the vesting period.

Government Grant

Grants from the government are recognized when there is a reasonable assurance that the grant will be received and all attaching conditions will be complied with. Revenue grants/subsidies are recognized in the Statement of Profit & Loss. Capital grants relating to specific fixed assets are reduced from the gross value of the respective fixed assets. Other Capital Grants are credited to Reserve & Surplus of the Company.

Notes to Consolidated Accounts

2. NOTES ON ACCOUNTS

	2012-13 (Rs. in Lakhs)	2011-12 (Rs. in Lakhs)
2.1 SHARE CAPITAL		
Authorised Capital		
170000000 Equity shares at par value of Re. 1/- each	1,700.00	1,700.00
300000 6% Preference Share at par value of Rs.100/- each	300.00	300.00
	2,000.00	2,000.00
Issued, Subscribed and Paid Up Capital		
127426590 (127426590) Equity shares at par value of Re. 1/- each fully paid	1,274.27	1,274.27
Add: Forfieted Shares	0.01	0.01
Total (2.1)	1,274.28	1,274.28

Notes:

- The Company has only one class of shares referred to as equity shares having a par value of Re 1/-.Each holder of equity shares is entitled to one vote per share.
- In the event of liquidation of the Company, the holders of equity shares will be entitled to receive any of the remaining assets of the company, after distribution of all preferential amounts.However, no such preferential amounts exist currently.The distribution will be in proportion to the number of equity shares held by the shareholders.

3. Reconciliation of number of Issued, Subscribed and Paid-up Capital

Particulars	31.03.2013		31.03.2012	
	No. of Equity Share	Amount (Rs in lacs)	No. of Equity Share	Amount (Rs in lacs)
Number of Shares at the beginning of the year	127426590	1,274.27	127183090	1,271.83
Add: Equity shares issued during the year-ESOP	-	-	243500	2.44
Number of Shares at the end of the year	127426590	1,274.27	127426590	1,274.27

- The dividend proposed by the Board of Directors is subject to the approval of shareholders in Annual General meeting. The Company has proposed to pay dividend amounting to Rs.223.62 lakhs (including corporate dividend tax of Rs 32.48 lakhs). The rate of proposed dividend is Re. 0.15/- per equity shares. (Previous Year Rs 222.15 lakhs including Corporate dividend tax of Rs 31.01 lakhs.)
- Paid-up amount of Forfieted Shares is Rs. 500/-.
- Issued,Subscribed and Paid-up Capital of the company is excluding 9960 Nos. of Equity Shares lying in abeyance -NSDL-Transit case.(9960 Nos. of Equity Shares)

7. The name of Shareholders holding more than 5% of Equity shares

Sl.No.	Name of Shareholders	% of holding	No. of equity shares held
1	ZUARI INVESTMENTS LTD	21.40	27263900
2	ADVENTZ INVESTMENTS AND HOLDINGS LIMITED	7.00	8918288
3	ZUARI GLOBAL LIMITED	7.78	9907712
4	DUKE COMMERCE LIMITED	6.06	7726464

Notes to Consolidated Accounts

	2012-13 (Rs. in Lakhs)	2011-12 (Rs. in Lakhs)
2.2 RESERVES AND SURPLUS		
Capital Redemption Reserve		
Balance as per last Account	415.07	415.07
Capital Reserve		
Balance as per last Account	8,944.32	8,944.32
	8,944.32	8,944.32
Security Premium Reserve		
Balance as per last Account	52.57	52.57
	52.57	52.57
Share in Revaluation Reserve in Associates		
Balance as per last Account	361.79	373.04
Less: Share in reduction during the year	(20.68)	(11.25)
	341.11	361.79
Share Options Outstanding Account		
Balance as per last Account	-	25.16
Less: Deferred Employees Compensation Expenses	-	(25.16)
	-	-
State Capital Investment Subsidy		
Balance as per last Account	250.00	250.00
State Interest Subsidy		
Balance as per last Account	96.66	96.66
General Reserve		
Balance as per last Account	15,692.40	14,692.40
Add: Transferred from Statement of Profit and Loss	1,200.00	1,000.00
	16,892.40	15,692.40
Surplus		
Balance as per last Account	13,471.29	9,987.43
Add: Profit after Tax as per Statement of Profit and Loss	4,423.44	4,706.01
	17,894.73	14,693.44
Less: Appropriation		
Proposed Dividend		
On Equity Shares	191.14	191.14
Tax on Dividend	32.48	31.01
Transfer to General Reserve	1,200.00	1,000.00
	1,423.62	1,222.15
	16,471.11	13,471.29
Total (2.2)	43,463.24	39,284.10

Notes to Consolidated Accounts

	2012-13 (Rs. in Lakhs)	2011-12 (Rs. in Lakhs)
2.3 DEFERRED TAX LIABILITIES (NET)		
Deferred Tax Assets		
Items u/s 43B and u/s 40(a)(i)(a) of I.T Act	289.77	280.12
Deferred Tax Liabilities		
Depreciation	(553.08)	(588.14)
Net Deferred Tax (Liability)/ Assets Total (2.3)	(263.31)	(308.02)

Deferred Tax Assets/Liability is recognised as per AS 22 "Accounting for Taxes on Income" issued by the Companies (Accounting Standard) Rules, 2006 The Deferred Tax Assets & Liabilities comprises of Tax effect of above timing differences:

2.4 OTHER LONG TERM LIABILITIES		
Unsecured		
-Advance against sale of land	400.00	400.00
Others		
-Security Deposits	702.02	708.60
Total (2.4)	1,102.02	1,108.60

2.5 LONG TERM PROVISIONS		
Provision for employee benefits		
-For Leave	9.14	10.18
-For Gratuity	44.36	40.30
Others		
-For Contingency/Others	3.93	3.93
Total (2.5)	57.43	54.41

2.6 TRADE PAYABLES		
Others	96.50	108.86
Total (2.6)	96.50	108.86

Note:

The company on the basis of information available to it, has not been able to verify the status of vendors under Micro, Small and Medium Enterprises Development Act, 2006 and hence disclosure relating to amount unpaid as at the year end together with interest paid/ payable under this Act have not been given.

Notes to Consolidated Accounts

	2012-13 (Rs. in Lakhs)	2011-12 (Rs. in Lakhs)
2.7 OTHER CURRENT LIABILITIES		
Unpaid Dividend on Preference Shares	0.25	0.25
Unpaid Dividend on Equity Shares	26.17	26.83
Other payable		
TDS and other taxes payable	7.90	4.02
Liabilities for Expenses	44.49	55.46
Amount Due to Employee	50.23	47.09
PF, ESI amount payable	8.11	7.97
Others Misc. Payable	7.08	20.36
Advance from Customer (Deposit against order)	4.01	4.01
Temporary Book Overdraft	-	29.89
Total (2.7)	148.24	195.88

Note:

There is no amount due and outstanding to be credited to the Investor Education and Protection Fund against unpaid dividend account as at 31.03.2013

2.8 SHORT-TERM PROVISIONS		
Provision for employee benefits		
-For Leave	6.91	3.95
-For Gratuity	32.98	19.41
Others		
-Proposed Dividend	191.14	191.14
-Tax on Dividend	32.48	31.01
Total (2.8)	263.51	245.51

Notes to Consolidated Accounts

2.9 FIXED ASSETS

(Rs. in Lakhs)

Description of Assets	GROSS BLOCK				DEPRECIATION				NET BLOCK	
	As on 01/04/12*	Additions during the year	Sales/ Adjustments	As on 31/03/13	As on 01/04/12	During the year	Sales/ Adjustments	As on 31/03/13	As on 31/03/13	As on 31/03/12
Tangible Asstes										
Land(including leasehold)	4,143.81	96.94	-	4,240.75	-	-	-	-	4,240.75	4,143.81
Buildings*	9,628.38	-	-	9,628.38	1,380.66	218.81	-	1,599.47	8,028.91	8,247.72
Plant & Machinery*	859.67	4.87	-	864.54	501.47	50.14	-	551.61	312.93	358.20
Electrical Machinery	7.98	0.26	-	8.24	5.04	0.30	-	5.34	2.90	2.94
Office Equipments	14.28	4.93	0.26	18.95	10.66	1.18	0.22	11.62	7.33	3.62
Furniture & Fittings*	57.53	9.38	0.08	66.83	13.17	3.95	0.07	17.05	49.78	44.36
Vehicles	125.99	16.00	-	141.99	29.73	11.15	-	40.88	101.11	96.26
Total	14,837.64	132.38	0.34	14,969.68	1,940.73	285.53	0.29	2,225.97	12,743.71	12,896.91
CWIP (Capital Work in Progress)	299.70	223.06	-	522.76	-	-	-	-	522.76	299.70
Grand Total	15,137.34	355.44	0.34	15,492.44	1,940.73	285.53	0.29	2,225.97	13,266.47	13,196.61
Previous Year	14,430.22	715.56	8.44	15,137.34	1,649.27	299.21	7.75	1,940.73	13,196.61	

Note:

1) Rs 3,488.75 lakhs (including Rs 96.94 lakhs for the year) expenses incurred for development of land of Birla Textile Capitalised.

2) * Includes assets held under co-ownership with others at Kolkata and Delhi.(Refer note no.2.25)

Notes to Consolidated Accounts

	2012-13 (Rs. in Lakhs)	2011-12 (Rs. in Lakhs)
2.10 (a) NON-CURRENT INVESTMENTS		
A) Non-Current Investments-At Cost		
TRADE INVESTMENTS		
Investment in Equity Instruments(Unquoted)		
Fully paid-up Shares held in:-		
MSTC Limited		
15,000 (2012: 15,000) Shares of Rs 10 each	0.75	0.75
OTHER INVESTMENTS		
a) Investment in Equity Instruments(Quoted)		
Fully paid-up Shares held in:-		
Zuari Global Limited	2,417.39	4,766.83
(Formerly known as Zuari Industries Limited)		
27,57,941 (2012: 25,57,941) Shares of Rs 10 each		
Zuari Agro Chemicals Limited*	3,089.73	-
28,17,941 (2012: Nil) Shares of Rs 10 each		
* Alloted (2557941 shares) pursuant to demerger of Zuari Industries Limited to Zuari Agro Chemicals Limited.		
Calcutta Stock Exchange Limited	123.74	123.74
6,187 (2012: 6187) Shares of Re 1 each		
Chambal Fertilisers & Chemicals Ltd.	45.63	45.63
1,06,864 (2012: 1,06,864) Shares of Rs 10 each		
Upper Ganges Sugar & Ind. Ltd.	24.04	24.04
35,529 (2012: 35,529) Shares of Rs 10 each		
New India Retailing & Investment Ltd.	1.78	1.78
4,100 (2012: 4,100) Shares of Rs 10 each		
b) Investment in Equity Instruments(Unquoted)		
Fully paid-up Shares held in:-		
Birla Buildings Limited	0.75	0.75
7,500 (2012: 7,500) Shares of Rs 10 each		
Elgin Mills Limited (5% 'B' Cumulative Pref. Shares)	0.01	0.01
120 (2012: 120) Shares of Rs 10 each		
Taparia Limited	0.40	0.40
3,500 (2012: 3,500) Shares of Rs 10 each		
Birla Constructions Limited	1.50	1.50
15,000 (2012: 15,000) Shares of Rs 10 each		

Notes to Consolidated Accounts

	2012-13 (Rs. in Lakhs)	2011-12 (Rs. in Lakhs)
2.10 (a) NON-CURRENT INVESTMENTS		
c) Investment in Equity Instruments of Associates Companies		
Fully paid-up Shares held in:-		
Texmaco Rail & Engg.Ltd. (Quoted)		
5,46,00,000 (2012: 5,46,00,000) Shares of Re 1 each	16,519.31	13,739.27
Add:Share in Revaluation Reserve	(20.70)	(11.23)
Add:Share of the Profit for the Current Year	2,827.64	2,791.27
Lionel India Limited (Unquoted)		
5,25,450 (2012: 5,25,450) Shares of Rs 100 each	108.05	116.22
Less: Share of Loss for the Current Year	(42.76)	(8.17)
	65.29	108.05
d) Investment in Government and Trust Securities (Unquoted)		
12 Year National Plan Saving Certificates	0.01	0.01
12 Year National Defence Certificates	0.03	0.03
B) Non-Current Investments- At Cost less provision for diminution other than temporary		
TRADE INVESTMENT		
Investment in Equity Instruments(Unquoted)		
Fully paid-up Shares held in:-		
Wagon India Limited	1.50	1.50
Less:Provision for Diminution in value of Investments	(1.50)	(1.50)
1,499 (2012: 1,499) Shares of Rs 100 each		
	-	-
OTHER INVESTMENT		
Investment in Equity Instruments(Unquoted)		
Fully paid-up Shares held in:-		
APV Texmaco Limited	5.61	5.61
Less:Provision for Diminution in value of Investments	(5.61)	(5.61)
76,700 (2012: 76,700) Shares of Rs 10 each		
	-	-
Total of Non-Current Investments (A+B)	25,097.30	21,592.83
Aggregate amount of Quoted Investments	25,028.56	21,481.33
Aggregate amount of Unquoted Investments	68.74	111.50
Market Value of of Quoted Investments	32,724.08	45,718.04
Aggregate Provision for diminution in value of Investments	(7.11)	(7.11)

Notes to Consolidated Accounts

	2012-13 (Rs. in Lakhs)	2011-12 (Rs. in Lakhs)
2.10 (b) CURRENT INVESTMENTS - At lower of cost and fair value		
Investments in Mutual Fund (Un-quoted)		
Birla Sunlife Savings-Instl. Daily Nil (2012: 15,62,135) Units of Rs 10 each	-	1,563.20
Birla Sun life Floating Rate Fund-Long Term -Growth Direct 12,02,258 (2012: Nil) Units of Rs 100 each	1,668.88	-
Birla Sun Life Saving Fund -Daily Dividend - Direct Plan 584,063 (2012: Nil) Units of Rs 100 each	584.62	-
BSL Interval Income Fund - Qty - Series -1 Payout Nil (2012: 99,93,904) Units of Rs 10 each	-	1,000.00
BSL Short Term Fund - Monthly Div. Reinvestment 89,31,306 (2012: Nil) Units of Rs 10 each	1,036.85	-
BSL Fixed Term Plan Series EW Growth Nil (2012: 52,80,976) Units of Rs 10 each	-	528.10
Reliance Income Fund-Growth Plan-Bonus option 2634641 (2012: Nil) Units of Rs 10 each	299.69	-
SBI SHF Ultra Short Term Fund 77,360 (2012: Nil) Units of Rs 1000 each	774.18	-
SBI Premier Liquid Fund 7,819 (2012: 85,211) Units of Rs 1000 each	78.45	989.04
Total of Current Investments	4,442.67	4,080.34
Total Investments	29,539.97	25,673.17
Aggregate amount of Unquoted Investments	4,442.67	4,080.34
Aggregate amount of written down on Current investments	-	-
Aggregate NAV value of unquoted Mutual Funds	4,456.42	4,094.46

2.11 LONG TERM LOANS AND ADVANCES

Unsecured Considered Good		
Capital Advances	362.57	215.98
Security Deposits	53.30	53.75
Other loans and advances		
Prepaid Expenses	0.88	-
Total (2.11)	416.75	269.73

2.12 TRADE RECEIVABLES

Unsecured, considered good		
More than six months from the due date	100.10	99.60
Others	8.69	3.16
Total (2.12)	108.79	102.76

Notes: In the opinion of the management trade receivables have a value on realisation in the ordinary course of business unless otherwise stated, at least to the amount at which they are stated.

Notes to Consolidated Accounts

	2012-13 (Rs. in Lakhs)	2011-12 (Rs. in Lakhs)
2.13 CASH AND BANK BALANCES		
Cash and cash equivalents		
Balances with banks		
Current Accounts	40.92	34.01
Saving A/c with Post office	0.06	0.06
Cheques on hand	223.28	59.42
Cash on hand	4.58	3.09
	268.84	96.58
Other bank balances		
Term Deposit of more than twelve months maturity	1.72	1.62
Unpaid Dividend Account	26.17	26.83
	27.89	28.45
Total (2.13)	296.73	125.03

2.14 SHORT TERM LOANS AND ADVANCES		
Unsecured Considered Good		
Other loans and advances		
Loan to Body Corporates	2,000.00	2,000.00
Advance to Parties	64.14	121.76
Advance to Employee	0.36	4.42
Other Advances	109.13	203.59
Prepaid Expenses	0.83	0.06
Balances with Government Deptt	0.53	24.66
Advance Payment of FBT(Net of Provision)	-	(0.20)
Income Tax(Net of Income Tax Provision)	760.20	750.71
Total (2.14)	2,935.19	3,105.00

Note:

In the opinion of management, loans & advances have a value on realisation in the ordinary course of business unless otherwise stated, at least to the amount at which they are stated.

2.15 OTHER CURRENT ASSETS		
Interest Receivables	143.61	141.43
Total (2.15)	143.61	141.43

Notes to Consolidated Accounts

	2012-13 (Rs. in Lakhs)	2011-12 (Rs. in Lakhs)
2.16 REVENUE FROM OPERATIONS		
Sale of products	238.90	197.68
Sale of services	1,586.81	1,433.92
	1,825.71	1,631.60
Other operating revenues	0.79	34.98
Total (2.16)	1,826.50	1,666.58

Note:

Other operating revenues includes income from sale of carbon credit Rs. Nil (Previous Year: Rs.34.96 lakhs)

2.17 OTHER INCOME		
Interest Income		
From Bank	0.15	0.13
From Others	397.57	275.42
Dividend - Income from Long Term Investments	676.87	677.30
Dividend - Income from Current Investments	180.44	440.60
Gain on Sale of Non-Current Investments	-	38.23
Miscellaneous Receipts and Income	1.19	7.25
Sundry Credit Balance Adjusted	0.08	0.73
Profit on sale of Fixed Assets	0.12	3.55
Rent Received	21.31	19.49
Claim Received	28.99	-
Provision & Excess Liabilities Written Back	16.24	45.43
Income related to previous year	0.02	-
Total (2.17)	1,322.98	1,508.13

2.18 EMPLOYEE BENEFITS EXPENSE		
Salaries ,Wages and Bonus	541.98	375.99
Contribution to provident and other funds		
Provident Fund, Pension Fund and ESI	60.95	42.58
Gratuity	17.63	12.89
Provision for Leave Encashment	1.00	-
Expenses on ESOP	-	(25.16)
Staff Welfare Expenses	7.68	5.56
Total (2.18)	629.24	411.86

2.19 FINANCE COSTS		
Interest Expenses		
Banks	-	4.87
Others	1.16	1.27
Total (2.19)	1.16	6.14

Notes to Consolidated Accounts

	2012-13 (Rs. in Lakhs)	2011-12 (Rs. in Lakhs)
2.9 DEPRECIATION AND AMORTIZATION EXPENSES		
For the Year	285.53	299.21
Total (2.9)	285.53	299.21
2.20 OTHER EXPENSES		
Power and Fuel	7.37	5.73
Rent	5.37	4.75
Repairs to buildings	52.58	28.54
Repairs to machinery	37.27	17.11
Repairs to others	3.58	2.31
Insurance	5.35	5.23
Rates and Taxes excluding taxes on Income	34.58	38.44
Freight,Packing and Transport(Net)	-	0.87
Erection Expenses	0.06	6.36
Expediting Service Charges	58.93	55.15
Selling Expenses	-	7.78
Director's Sitting Fees	4.40	4.40
Director's Commission	5.00	5.00
Payments to the Auditor		
Auditors' Remuneration	2.82	2.62
For Taxation Matters	0.80	0.85
For Quarterly Review	0.75	0.77
For Other Services	0.55	0.52
For Re-imbusement of Expenses	0.34	0.25
Cost Auditor's Remuneration	0.30	-
Miscellaneous Expenses	133.02	102.12
Advances written off	33.75	0.19
Provision for diminution in value of Inventory	-	0.31
Expenses related to previous year	0.60	5.01
Total (2.20)	387.42	294.31

Notes to Consolidated Accounts

2.21 Principles of Consolidated Financial Statement:

The Consolidated Financial Statement that relate Texmaco Infrastructure & Holdings Limited and its various subsidiaries have been prepared on the following basis:

- The Financial Statements of the Company and its Subsidiaries are combined on a line - by - line basis by adding together the book value of like terms of assets, liabilities, income and expenditure, after fully eliminating intra group balance, intra group transactions and any unrealized profit/ loss included therein.
- Investment in Associate Companies has been accounted under the equity method as per (AS 23) – “Accounting for Investment in Associate in Consolidated Financial Statement”.

The company accounts for its share in the change in net assets of the associates, post acquisition, after eliminating unrealized profit and losses resulting from transactions between the Company and its associates to the extent of its shares, through its Statement of Profit & Loss to the extent such changes is attributable to the associates' Statement of Profit & Loss and through its reserves for the balances, based on available information.

The difference between the cost of investment in the associates and the share of net assets at the time of acquisition of shares in the associates is identified in the financial statement as Goodwill or Capital Reserve as the case may be.

- The Consolidated Financial Statements have been prepared using uniform accounting policies, except stated otherwise, for like transaction and are presented, to the extent possible, in the same manner as the Company's separate Financial Statement.
- The Subsidiaries/ Associate Companies considered in the Financial Statement are as follows:

Name	Country of Incorporation	% of Voting power as on 31.03.2013
Subsidiaries		
High Quality Steels Limited	India	99.87
Macfarlane & Company Limited	India	71.27
Associates		
Lionel India Limited	India	50.00
Texmaco Rail & Engineering Limited	India	30.00

2.22

The Company has agreed to continue with the charge on its property at Kamala Nagar, Delhi in favour of the Bank from where credit facilities were availed for working capital for its Heavy Engineering and Steel Foundry businesses demerged to Texmaco Rail & Engineering Ltd (TexRail), an associate company under a Court approved scheme effective from 01.04.2010. It being a requirement of the Bank, during the initial years of the operations of TexRail after demerger, the Company has also given a Corporate Guarantee to the bank in support of the charge against the said working capital facilities to the extent of Rs 50 crore.

2.23

Pursuant to the Supreme Court order dated 25th March, 2010 the Company could retain 35% of its Industrial Land with a F.A.R., 1.5 times of normal and surrender the balance Land to DDA. In terms of the decision taken by the screening committee of the DDA, the Company surrendered and DDA has duly taken possession of 52,201 sq mtrs. land out of 58,951 sq mtrs. that was required to be surrendered to DDA. The balance area has not yet been surrendered being the balance 5 nos residential quarters occupied by ex-employees, not yet vacated, for which the management has taken necessary steps for obtaining vacant possession.

2.24

As per the Agreement with Chambal Fertilizers & Chemicals Ltd., when they took over the assets and liabilities of Baddi Unit from 01-10-99, Texmaco Infrastructure & Holdings Limited (formerly Texmaco Limited) is liable to pay wages and salary in respect of excess workers/ staff taken over by them over and above the required one to run the Baddi Unit. The Company incurred an expenditure of Rs. 96.94 lakhs (previous year Rs 51.08 lakhs) by way of Legal Expenses and payment of dues and ex-gratia to the ex-employees for obtaining vacant possession of the residential quarters unauthorized occupied by them even after cessation of their employment. These expenses have been shown as expenses on Land and Capitalised under the head “Land”

Notes to Consolidated Accounts

2.25

Following assets (company's share) are held under co ownership with other companies

(Rs. in Lakhs)

Assets	2012-13			2011-12		
	Original Cost	Accumulated Depreciation	WDV	Original Cost	Accumulated Depreciation	WDV
Building	77.01	19.46	57.55	77.01	18.32	58.69
Plant & Machinery	37.26	22.89	14.37	37.26	20.68	16.58
Furniture & Fittings	0.51	0.51	-	0.51	0.51	-

2.26

Balance of Trade Receivables and Loans and Advances are subject to confirmation from respective parties.

2.27 RELATED PARTY DISCLOSURE

(a) Name of the related parties and relationship:

Relationship	Parties where control Exist 2012-13	Parties where control Exist 2011-12
A Key Management Personnel	Shri Hemant Kumar (Executive Director)	Shri Hemant Kumar (Executive Director)
B Associates	Lionel India Limited (50.00% of the Capital held by the Company) Texmaco Rail & Engineering Limited (30.00% of the Capital held by the Company)	Lionel India Limited (50.00% of the Capital held by the Company) Texmaco Rail & Engineering Limited (30.00% of the Capital held by the Company)
C. Group Company where transaction exists.	Zuari Investments Ltd Duke Commerce Ltd. Adventz Securities Enterprises Ltd. Zuari Global Ltd. Adventz Holdings Ltd Adventz investment & Holdings Ltd. New Eros Tradecom Ltd. Master Exchange & Finance Ltd. Adventz Investments Co. Pvt. Ltd. Adventz Securities Trading Pvt. Ltd. Adventz Finance Pvt. Ltd.. Eureka Traders Pvt. Ltd. Abhishek Holdings Pvt. Ltd. Greenland Trading Pvt. Ltd. Indrakshi Trading Company Pvt. Ltd. Zuari Agro Chemicals Ltd.	Zuari Investments Ltd Duke Commerce Ltd. Adventz Securities Enterprises Ltd. Zuari Global Ltd. Adventz Holdings Ltd Adventz investment & Holdings Ltd. New Eros Tradecom Ltd. Master Exchange & Finance Ltd. Adventz Investments Co. Pvt. Ltd Adventz Securities Trading Pvt. Ltd. Adventz Finance Pvt. Ltd. Eureka Traders Pvt. Ltd Abhishek Holdings Pvt. Ltd. Greenland Trading Pvt. Ltd Indrakshi Trading Company Pvt. Ltd. Zuari Agro Chemicals Ltd.

Notes to Consolidated Accounts

2.27 RELATED PARTY DISCLOSURE (contd.)

(b) Related Party Transactions

Transactions	Others	Key Management Personnel	Associate	Grand Total
Remuneration Paid				
Shri Hemant Kumar (Executive Director)	---	24.13	---	24.13
	(---)	(19.63)	(---)	(19.63)
Purchase of Goods/ Services				
Lionel India Limited	---	---	3.03	3.03
	(---)	(---)	(0.37)	(0.37)
Dividend Received				
Texmaco Rail & Engineering Limited	---	---	546.00	546.00
	(---)	(---)	(546.00)	(546.00)
Zuari Global Limited	51.15	---	---	51.15
	(115.11)	(---)	(---)	(115.11)
Zuari Agro Chemicals Ltd. (Formerly Zuari Holdings Limited)	76.73	---	---	76.73
	(---)	(---)	(---)	(---)
Dividend Paid				
Abhishek Holdings Pvt. Ltd.	---	---	---	---
	(---)	(---)	(---)	(---)
Adventz Securities Enterprises Ltd.	5.71	---	---	5.71
	(3.81)	(---)	(---)	(3.81)
Adventz Investments Co. Pvt. Ltd.	4.55	---	---	4.55
	(3.03)	(---)	(---)	(3.03)
Adventz Investments and Holdings Ltd	13.32	---	---	13.32
	(8.07)	(---)	(---)	(8.07)
Adventz Securities Trading Pvt. Ltd.	0.64	---	---	0.64
	(0.43)	(---)	(---)	(0.43)
Adventz Finance Pvt. Ltd.	---	---	---	---
	(---)	(---)	(---)	(---)
Duke Commerce Ltd.	11.59	---	---	11.59
	(7.73)	(---)	(---)	(7.73)
Eureka Traders Pvt. Ltd.	---	---	---	---
	(---)	(---)	(---)	(---)
Greenland Trading Pvt. Ltd.	0.05	---	---	0.05
	(0.04)	(---)	(---)	(0.04)
Indrakshi Trading Company Pvt. Ltd.	0.04	---	---	0.04
	(0.03)	(---)	(---)	(0.03)
Master Exchange & Finance Ltd.	0.02	---	---	0.02
	(0.02)	(---)	(---)	(0.02)
New Eros Tradecom Ltd.	1.11	---	---	1.11
	(0.74)	(---)	(---)	(0.74)
Texmaco Rail & Engineering Ltd.	3.52	---	---	3.52
	(0.19)	(---)	(---)	(0.19)
Zuari Investments Ltd.	43.44	---	---	43.44
	(28.96)	(---)	(---)	(28.96)
Zuari Global Ltd.	12.31	---	---	12.31
	(8.17)	(---)	(---)	(8.17)

Note: - Figures given in brackets are for previous year.

Notes to Consolidated Accounts

2.28 EARNING PER SHARE – The numerator and denominator used to calculate Basic/ Diluted Earning per Share

		2012-13	2011-12
Net Profit for the period from ordinary activities attributable to equity shareholders (Excluding Preference Share Dividend) – used as numerator	Rs in Lakhs	4,423.44	4,706.01
Weighted average number of Equity share outstanding used as denominator for Basic earning per share	Number	12,74,26,590	12,74,26,590
Weighted average number of Equity share used as denominator for Diluted Earning per Share	Number	12,74,26,590	12,74,26,590
(A) Basic Earning per share (face value of Re 1/- each)	Rs.	3.47	3.69
(B) Diluted Earning per share (face value of Re 1/- each)	Rs.	3.47	3.69

2.29 DETAILS OF EXPENSES RELATED TO PREVIOUS YEAR

Particulars	2012-13 (Rs. in Lakhs)	2011-12 (Rs. in Lakhs)
Expenses		
(i) Dividend	0.05	-
(ii) Interest for Income Tax	-	5.01
(iii) Professional Fees	0.55	-
	0.60	5.01
Income		
(i) Dividend from Investment	0.02	-
	0.02	-

2.30

In the opinion of the management, current assets, loans and advances have a value on realisation in the ordinary course of business unless otherwise stated, at least to the amount at which they are stated and the provisions for all known and determined liabilities is adequately provided.

2.31 INFORMATION ABOUT SEGMENT WORKING IS GIVEN BELOW:

(Rs. In Lakhs)

	2012-2013				2011-2012			
	Real Estate	Mini Hydro	Others	Total	Real Estate	Mini Hydro	Others	Total
	1	2	3	4 (1+2+3)	1	2	3	4 (1+2+3)
Revenue (Net of Excise Duty and Cess)								
External Sales	1,061.97	238.90	524.84	1,825.71	1,046.17	197.68	387.75	1,631.60
Internal-Segment Sales				-				-
Total Revenue	1,061.97	238.90	524.84	1,825.71	1,046.17	197.68	387.75	1,631.60
Result								
Segment Result	868.84	(46.79)	626.79	1,448.84	905.86	(39.74)	1,026.69	1,892.81

Notes to Consolidated Accounts

2.31 INFORMATION ABOUT SEGMENT WORKING IS GIVEN BELOW: (contd.)

(Rs. In Lakhs)

	2012-2013				2011-2012			
	Real Estate	Mini Hydro	Others	Total	Real Estate	Mini Hydro	Others	Total
	1	2	3	4 (1+2+3)	1	2	3	4 (1+2+3)
Unallocated Corporate Expenses								
Operating Profit/(Loss)				1,448.84				1,892.81
Finance Costs				(1.16)				(6.14)
Interest Income				397.72				275.55
Total Profit/(Loss) before Tax				1,845.40				2,162.22
Provision for Current Tax				249.60				284.70
Provision for Deferred Tax				(44.71)				(48.45)
Income Tax for earlier year				(2.96)				0.13
Profit/(Loss) from ordinary activities				1,643.47				1,925.84
Extra ordinary items				-				-
Net Profit/(Loss) After Tax				1,643.47				1,925.84
Other Information								
Segment assets	12,169.96	1,231.91	33,305.64	46,707.51	12,118.81	1,425.90	29,069.02	42,613.73
Unallocated Corporate assets								
Total assets				46,707.51				42,613.73
Segment liabilities	1,041.72	24.15	601.83	1,667.70	1,040.83	26.85	645.58	1,713.26
Unallocated corporate liabilities								
Total Liabilities				1,667.70				1,713.26
Capital expenditure	99.21	28.97	227.26	355.44	53.22	4.45	657.89	715.56
Depreciation	127.59	142.17	15.77	285.53	127.40	161.27	10.54	299.21
Non-cash expenses other than depreciation				33.75				0.50

Note : The Company operates predominantly within the geographical limits of India and accordingly secondary segments have not been considered.

2.32

Figures below Rs. 500/- have been omitted for rounding off and above Rs. 500/- have been rounded off to the next Rs. 1,000/-.

In terms of our Report of even date attached herewith.

For **K. N. Gutgutia & Co.**

Chartered Accountants

Firm Registration No: 304153E

P.K.Gutgutia

Partner

Membership No.6994


6C, Middleton Street,

Kolkata- 700 071

Dated: 30th May, 2013

Kaushik Sonee
Secretary

S. K. Poddar
Gautam Khaitan
Hemant Kumar } *Directors*


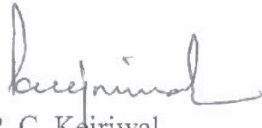
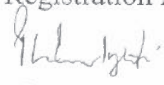





TEXMACO INFRASTRUCTURE & HOLDINGS LTD.

Belgharia, Kolkata 700 056

FORM A

1.	Name of the Company	Texmaco Infrastructure & Holdings Limited
2.	Annual financial statements for the year ended	31 st March, 2013
3.	Type of Audit observation	Un-qualified
5.	<p>Signed by</p> <div style="margin-left: 40px;">  <ul style="list-style-type: none"> • Hemant Kumar (Whole -Time Director) </div> <div style="margin-left: 40px; margin-top: 20px;">  <ul style="list-style-type: none"> • P. C. Kejriwal (CFO) </div> <div style="margin-left: 40px; margin-top: 20px;"> <ul style="list-style-type: none"> • For M/s. K. N. Gutgutia & Co. Chartered Accountants Firm Registration No. 304153E <div style="margin-left: 40px;">  (P. K. Gutgutia) Partner M. No: 6994 (Auditors of the Company) </div> </div> <div style="margin-left: 40px; margin-top: 20px;">  <ul style="list-style-type: none"> • Utsav Parekh (Chairman of the Audit Committee) </div>	