



Investors and Analysts Meet

“Enhancing Stakeholder Value”

28th May 2018
Mumbai

Delivering Happiness

Disclaimer



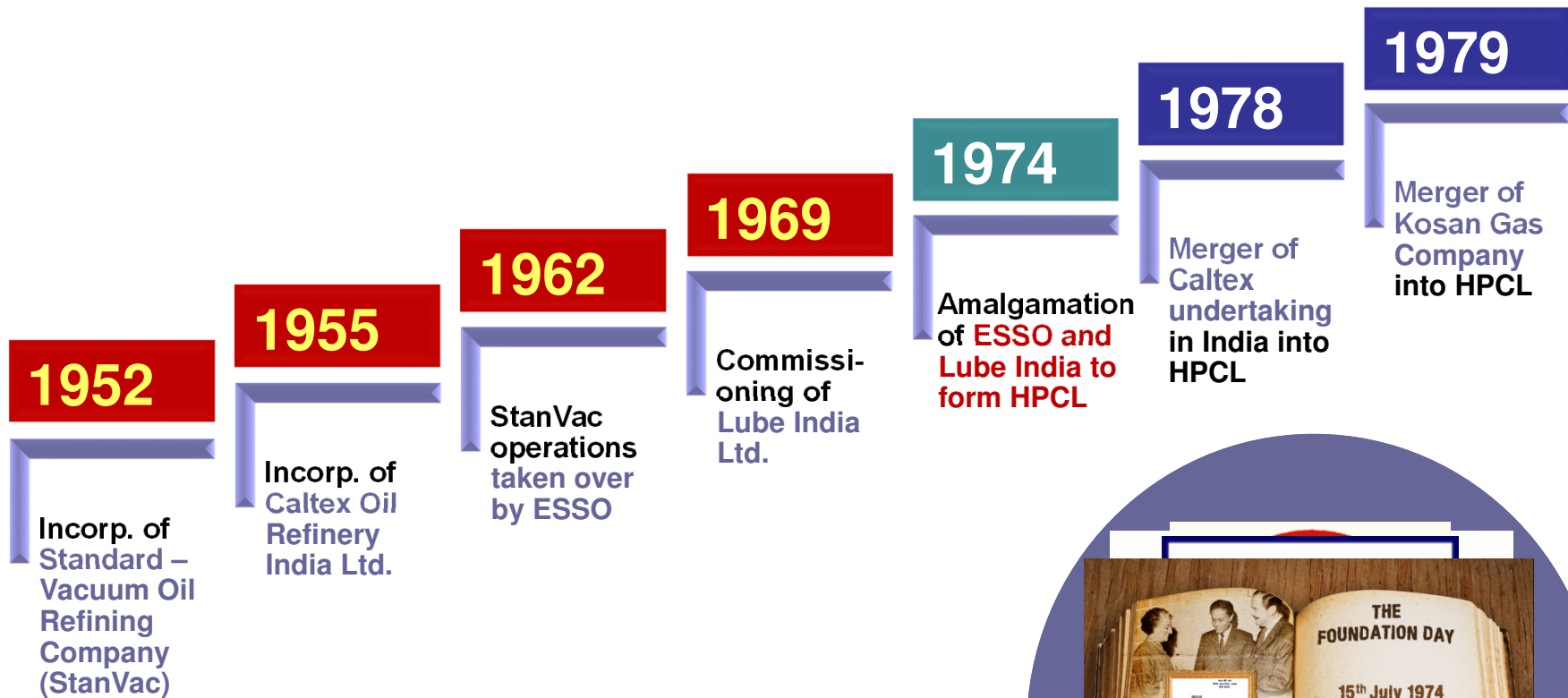
The information contained in this material have been obtained from sources believed to be reliable, but no representation or warranty express or implied, is made that such information is accurate or complete and it should not be relied upon as such. The information contained in this material may not be perfect and some part of the information may be left out.

While the Company will use reasonable efforts to provide reliable information through this presentation, no representation or warranty (express or implied) of any nature is made nor is any responsibility or liability of any kind accepted by the Company or its directors or employees, with respect to the truthfulness, completeness, accuracy or reliability or otherwise whatsoever of any information, projection, representation or warranty (expressed or implied) or omissions in this presentation. Neither the Company nor anyone else accepts any liability whatsoever for any loss, howsoever, arising from use or reliance on this presentation or its contents or otherwise arising in connection therewith.

This presentation may not be used, reproduced, copied, published, distributed, shared, transmitted or disseminated in any manner. This presentation is for information purposes only and does not constitute an offer, invitation, solicitation or advertisement in any jurisdiction with respect to the purchase or sale of any security of HPCL and no part or all of it shall form the basis of or be relied upon in connection with any contract, investment decision or commitment whatsoever.

All estimates and opinions included in this material constitute our judgment as of the date of this material and is subject to change without notice and its accuracy is not guaranteed, it may be incomplete or condensed and it may not contain all material information concerning the Company. We do not have any obligation to, and do not intend to, update or otherwise revise any statements reflecting circumstances arising after the date of this presentation or to reflect the occurrence of underlying events, even if the underlying assumptions do not come to fruition.

Origin of HPCL



**Origin in Private Sector
Blend of Private & Public Sector Expertise**



Global Rankings & Ratings



Rankings



384



48

Ratings

Fitch Ratings

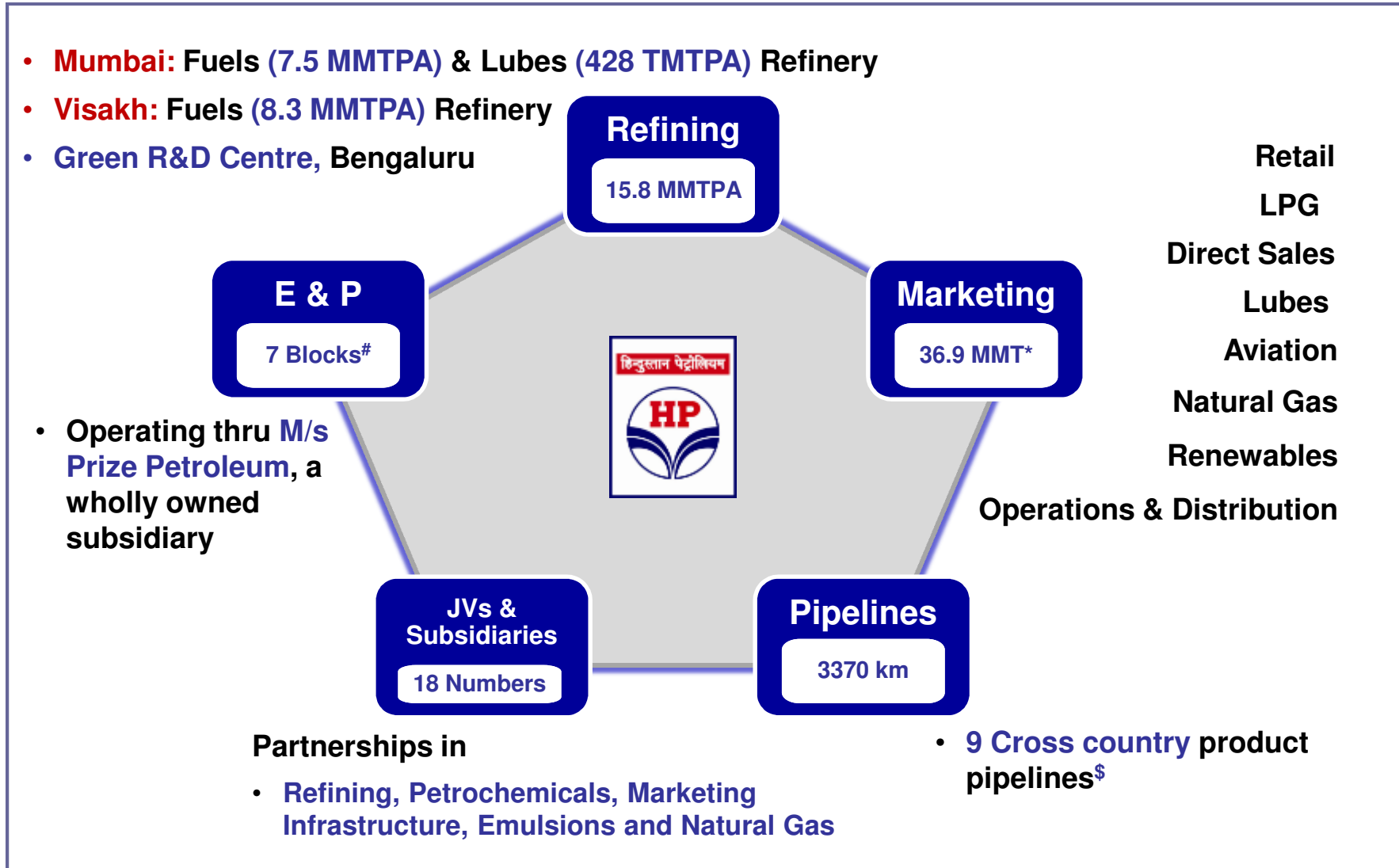
BBB- (Stable)

Upgraded from Baa3 during 2017-18

MOODY'S
INVESTORS SERVICE

Baa2 (Stable)

Business Portfolio



* in 2017-18 including export

Active blocks as of Mar'18

\$ (Liquid & LPG)

HPCL supply infrastructure



Terminals / TOPs



41

Depots*



68

LPG Plants



48

ASFs



41

Description	As of 31.03.2018
POL Tankage	3.9 MMT
LPG bottling capacity	4.7 MMTPA
Lube blending capacity	305 TMTPA
QC Labs	45 Nos.

Lube Blending Plants



6

Strategically located State-of-Art Infrastructure with robust technology-enabled processes

POL Pipelines network of HPCL

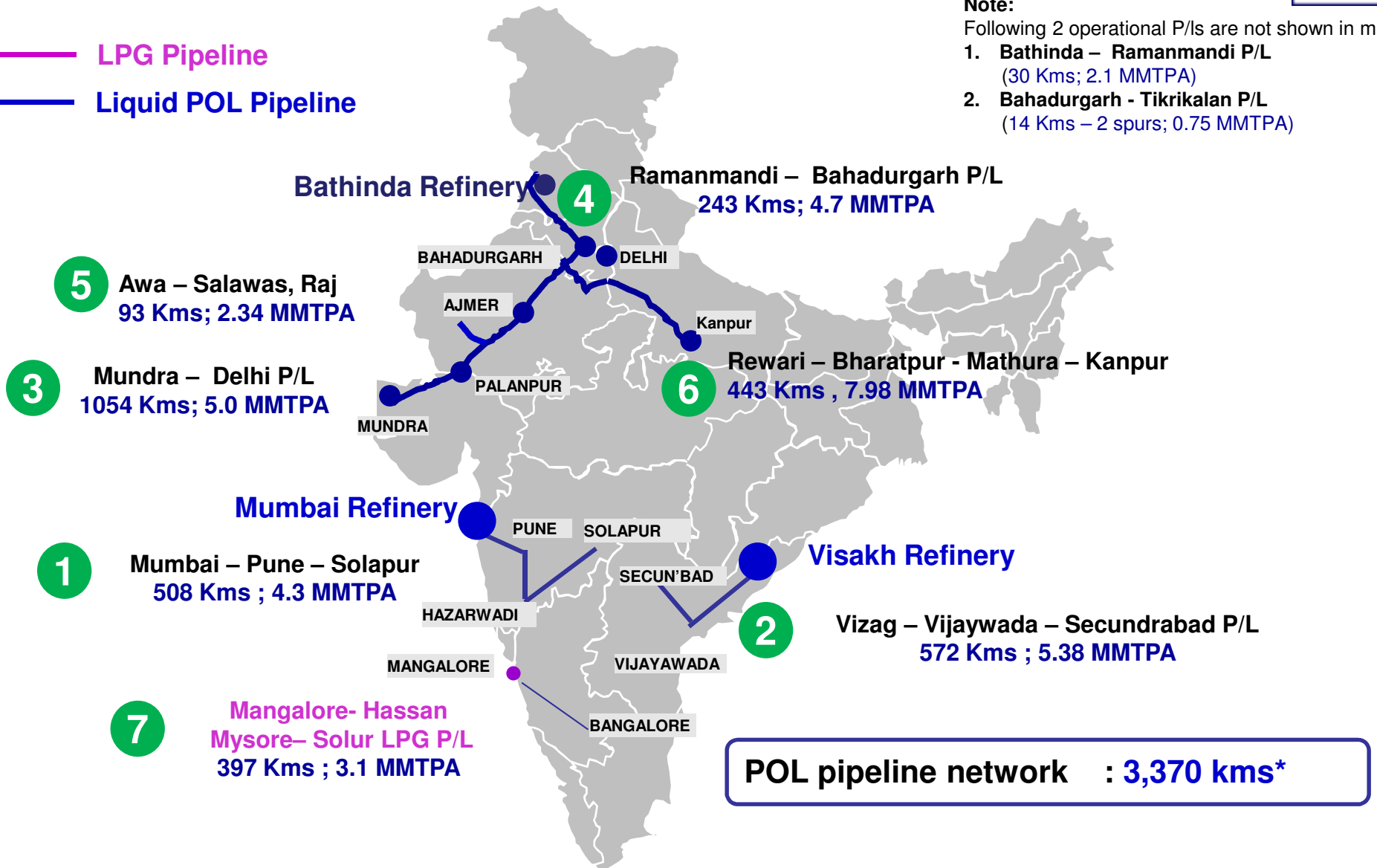


- LPG Pipeline
- Liquid POL Pipeline

Note:

Following 2 operational P/ls are not shown in map

1. Bathinda – Ramanmandi P/L
(30 Kms; 2.1 MMTPA)
2. Bahadurgarh - Tikrikalan P/L
(14 Kms – 2 spurs; 0.75 MMTPA)



POL pipeline network : 3,370 kms*

2017-18 Performance



Highest ever Market Sales : 36.9 MMT

Sales Growth : 4.7%

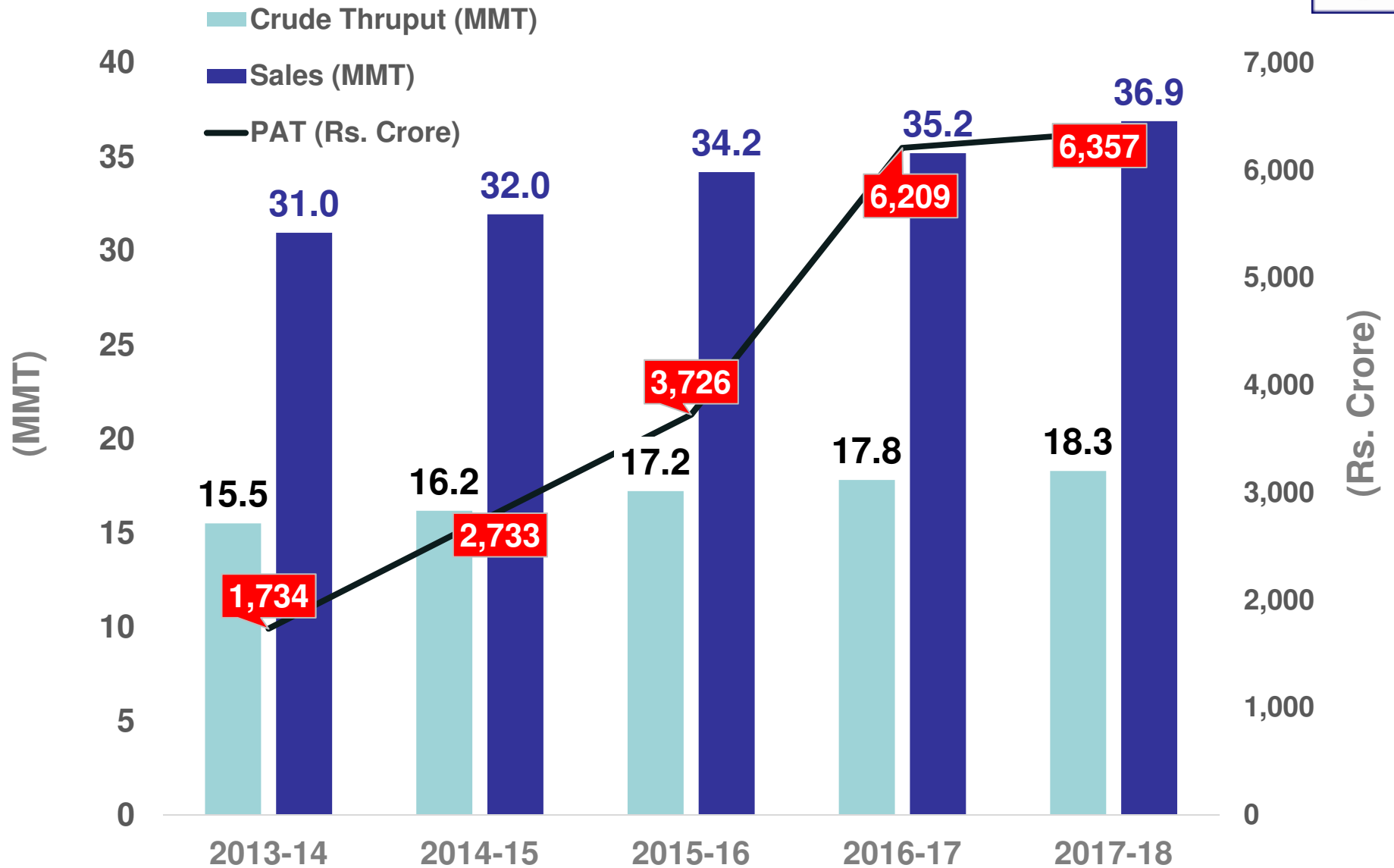
Highest ever Refining Thruput : 18.3 MMT

Highest ever Pipeline Thruput : 20.4 MMT

India's No.1 Lube Marketer : 603 TMT

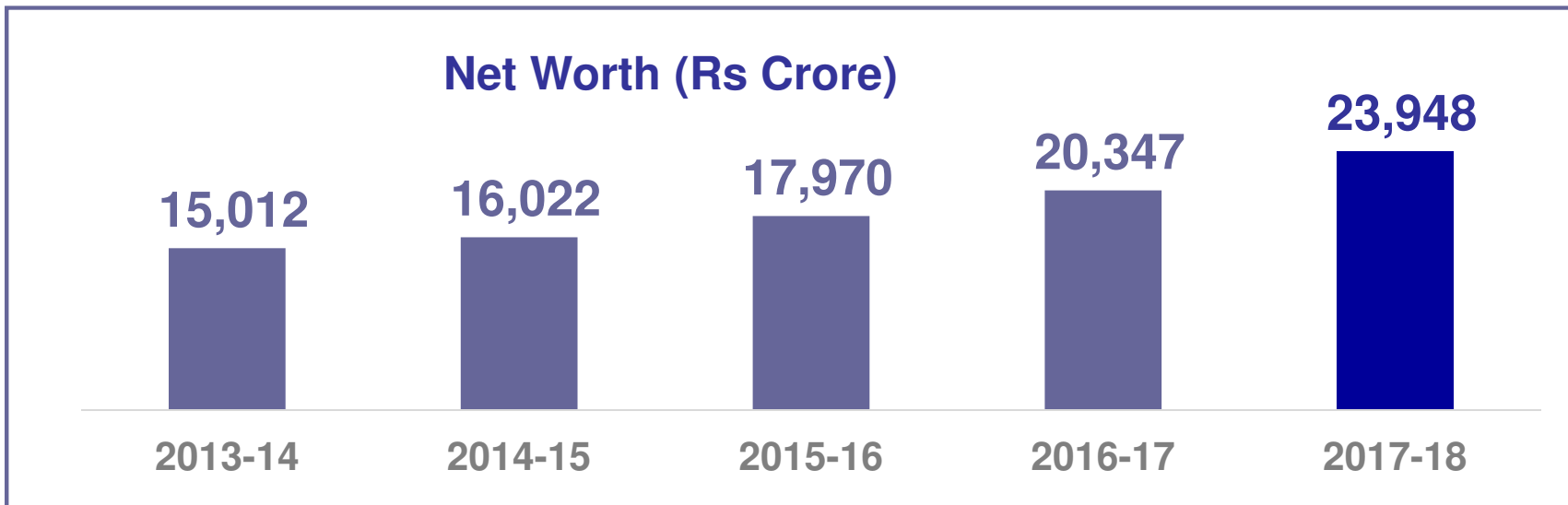
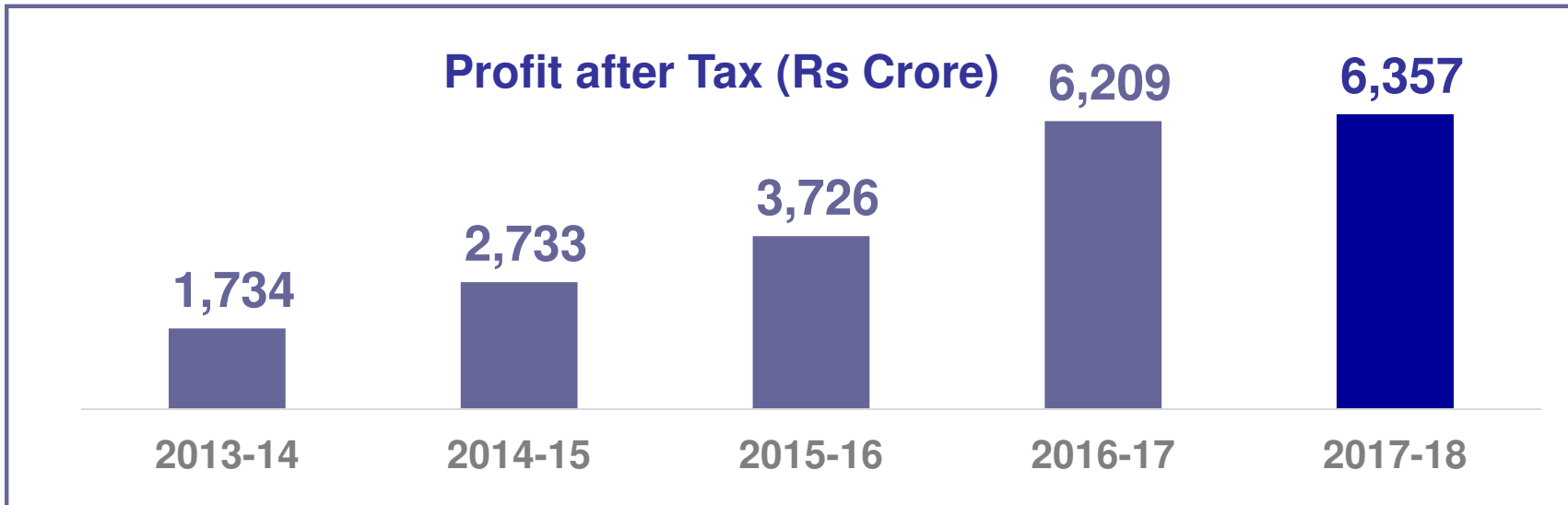
Highest Ever Profit after Tax of Rs. 6,357 crore

Performance over the years



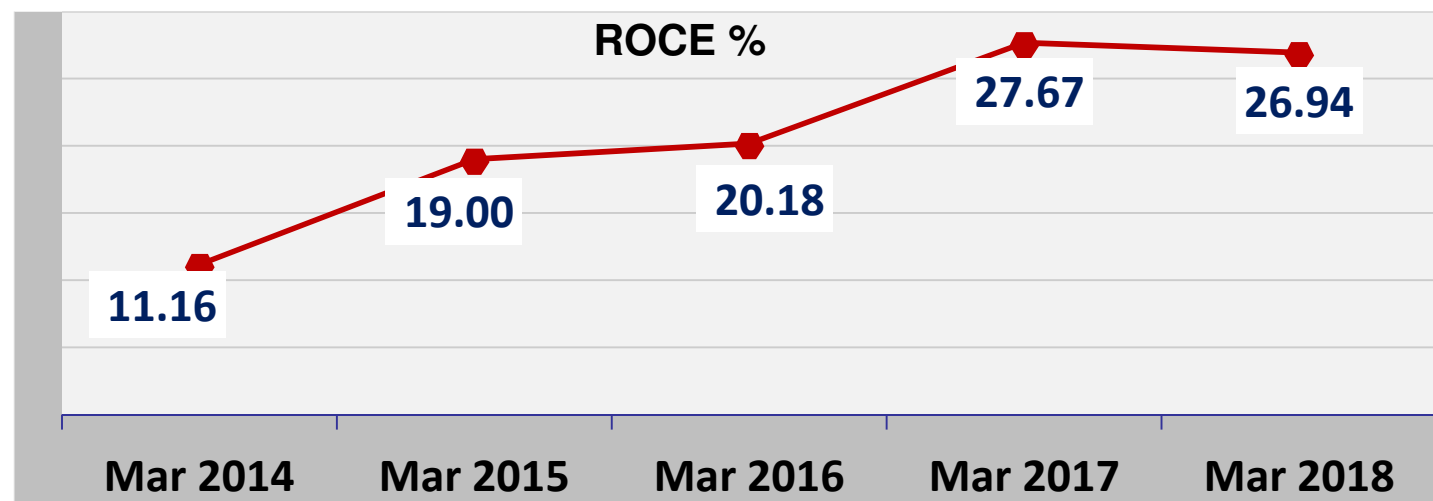
(Note: PAT from 2015-16 as per IND AS)

Financial Performance trend





Return on Capital Employed %

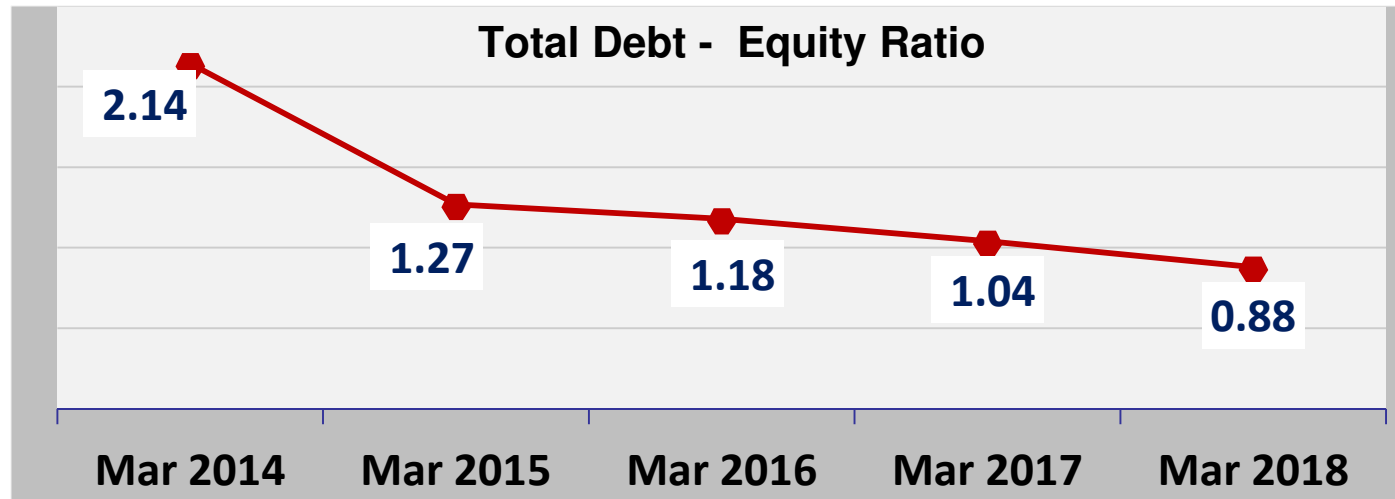


ROCE %	11.16	19.00	20.18	27.67	26.94
ROE %	11.55	17.06	20.74	30.51	26.55
Interest Coverage (Times)	2.96	6.88	9.96	17.84	17.24
EBDITA to Turnover %	2.64	3.15	4.59	5.66	5.15

All Financial parameters reflecting inherent strength & growth potential.

(Note: Figures from 2015-16 as per IND AS)

Total Debt - Equity Ratio



(Rs. crore)

Short term	16,377	2,200	3,887	10,891	10,762
Long term	15,789	18,135	17,280	10,357	10,229
Total Borrowings	32,166	20,335	21,167	21,250	20,991
Net Worth	15,012	16,022	17,970	20,347	23,948

(Note: Figures from 2015-16 as per IND AS)



Return to Share holders

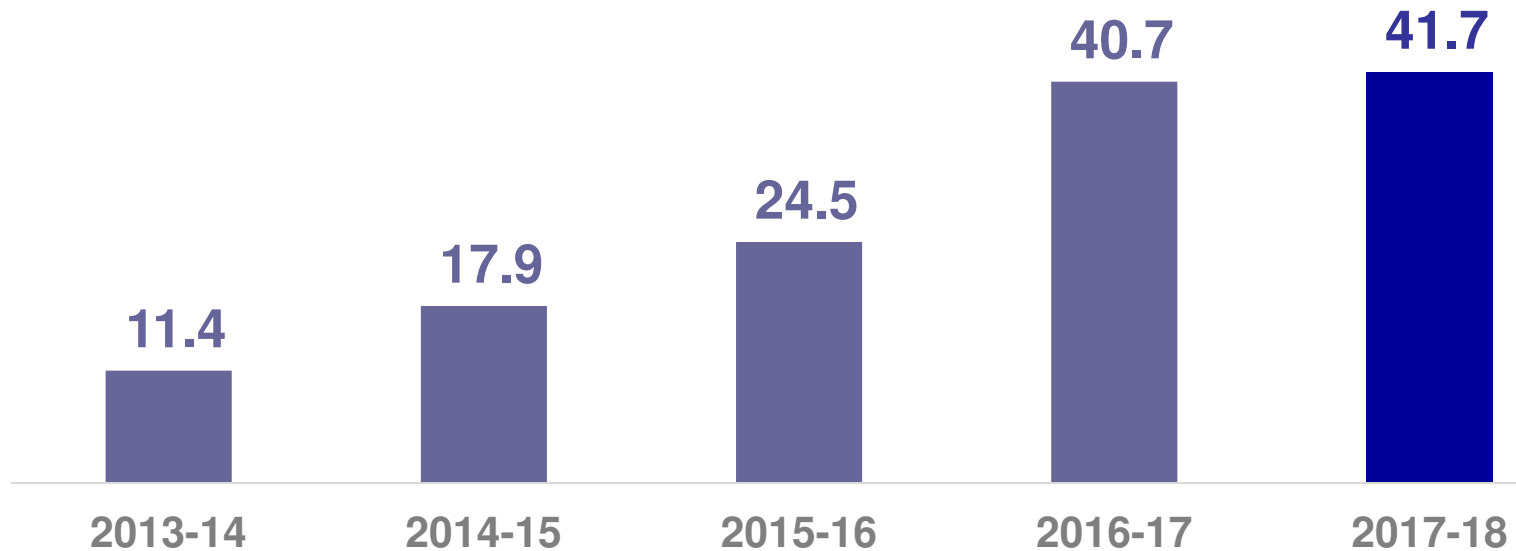
2016-17	Total Dividend	Rs. 30/Share
May 2017	Bonus Issue (Recom.)	1:2
Feb 2018	1 st Interim Dividend	Rs. 14.5/Share
May 2018	Final Dividend*	Rs 2.50/Share

* Subject to approval of final dividend in AGM.

Financial Performance trend

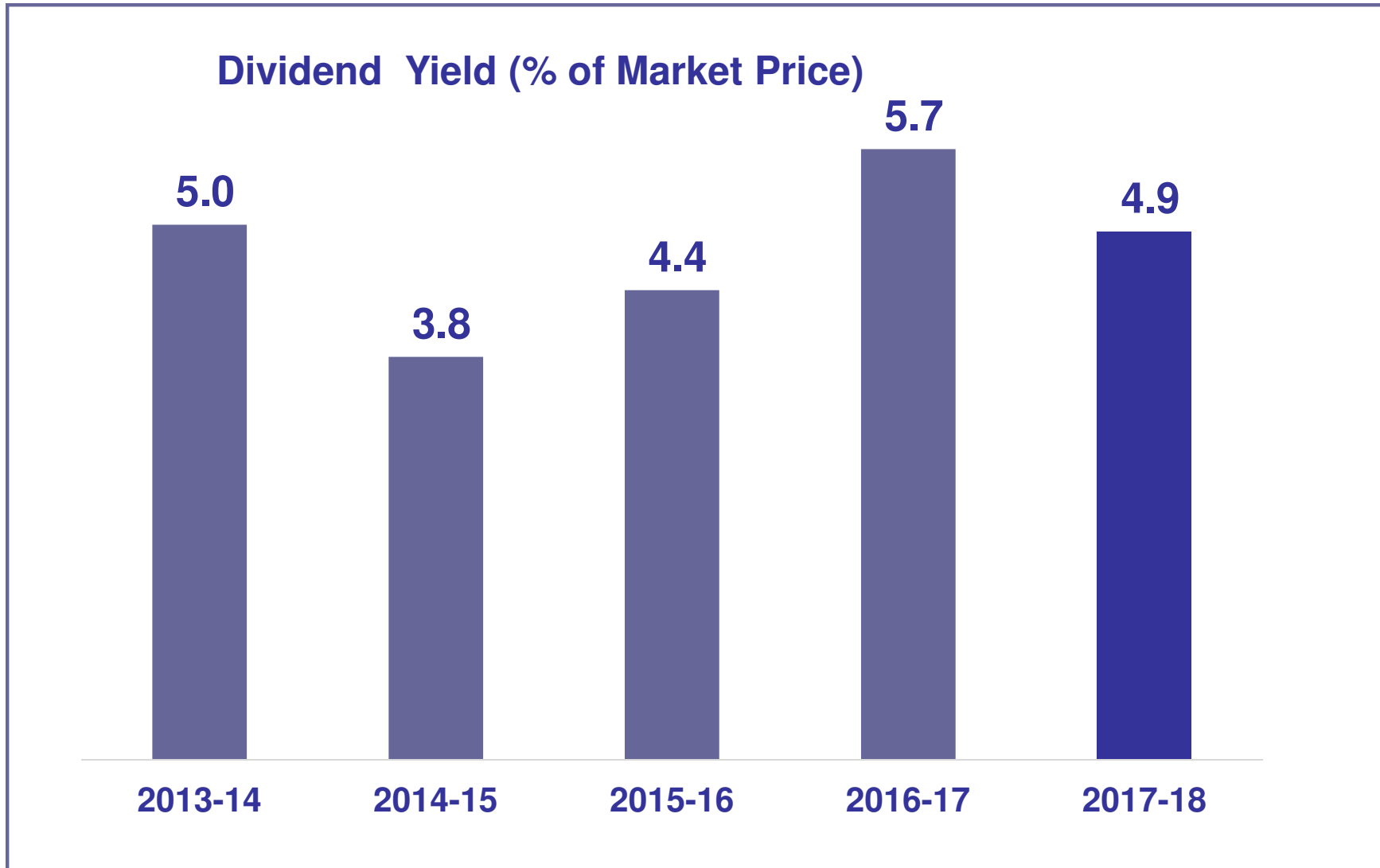


Earnings per share (Rs/Share)



(Equivalent EPS taken for the year 2013-14 to 2016-17 basis No of Equity shares as on 31.03.2018)

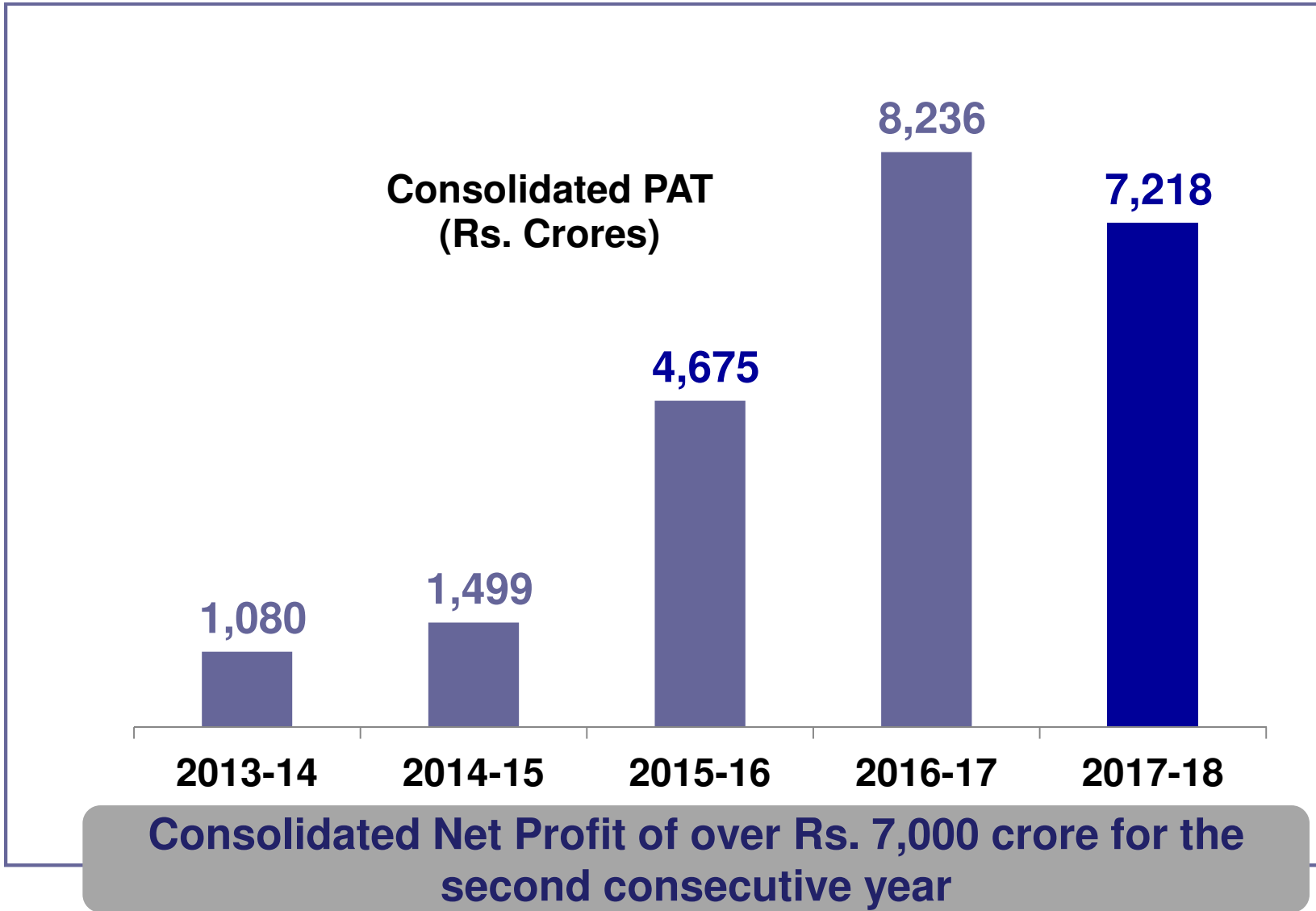
Dividend Yield



* Subject to approval of final dividend in AGM.

* Dividend yield of BSE Sensex is 1.56%

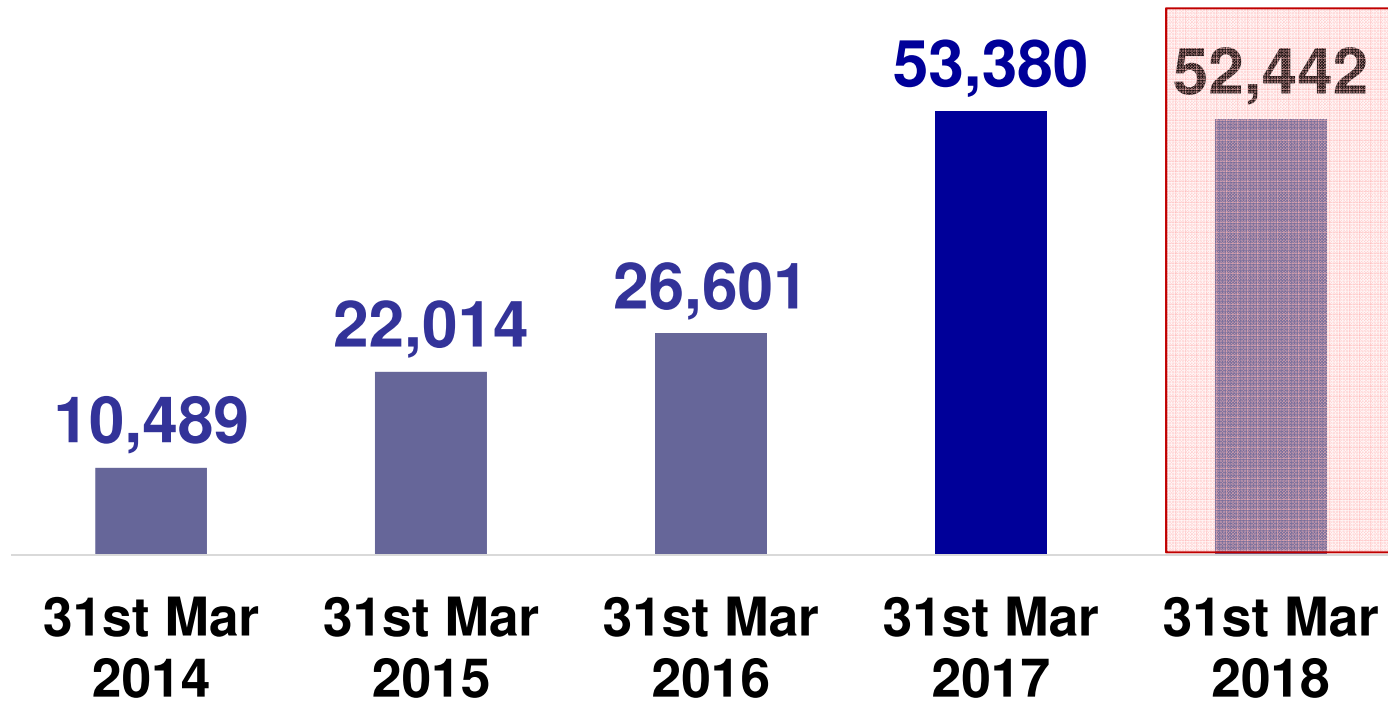
Consolidated Net Profit



Market Capitalisation



HPCL Market Cap at BSE (Rs crore)



Five fold increase in Market capitalization during last 4 years



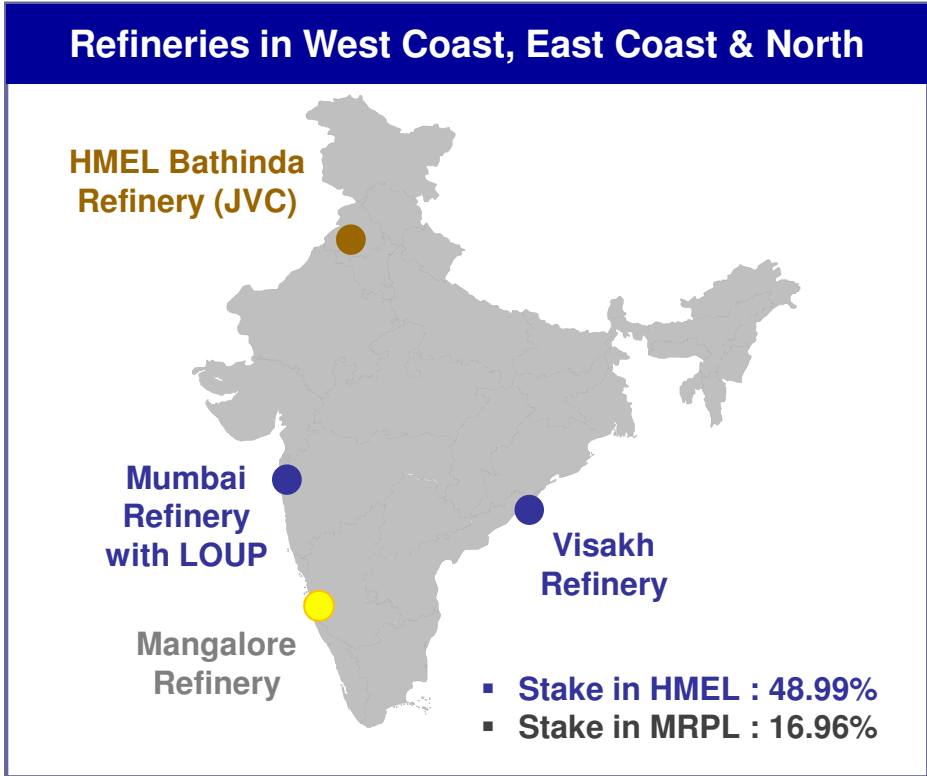
***What drives the
performance....***

HPCL is uniquely positioned to leverage the opportunity

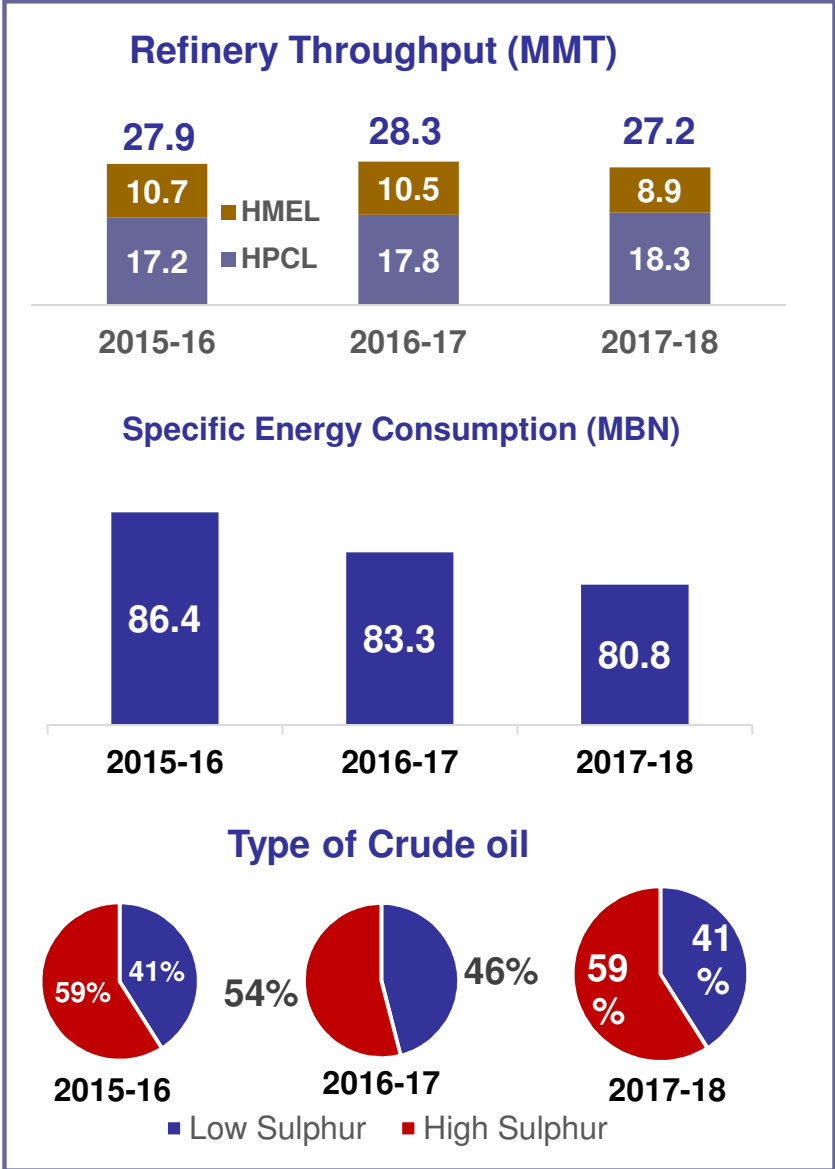


- **Highest Market Sales Growth** among Industry in the last decade
- **Major brown and green field** expansion plans for refineries
- **No.1 Company** in total lubricant sales and owning **India's Largest lube oil refinery**
- **2nd Largest Product cross country Pipeline Network** ~ 3370 km
- **Wide spread Primary & Secondary distribution Network**
- **Strong financials** and proven track record of increasing value & net worth
- **Major Planned investments** in POL distribution and Natural Gas projects
- **Foray into Petrochemicals**
- **Dedicated, competent and young workforce**

Refining



- ### Crude Oil
- 75% of processing is from imported crudes
 - Crude oil basket of 109 grades from 15 countries
 - Import of ~14 MMT of Crude oil during 2017-18



Key features of Refineries



- **Coastal Refineries** – on East & West coasts
- **BS IV Production** facilities for MS & HSD
- **Largest Lube Refinery** accounting for ~ 40% of India's total Lube production
- **2nd highest Bitumen Production** in the country
- **SPM** at Visakh Refinery for discharging VLCCs
- **Crude Cavern Storage** at Visakh increasing Flexibility in Crude oil Procurement
- **Product evacuation** thru cross country pipelines (~83%)



Mumbai Refinery

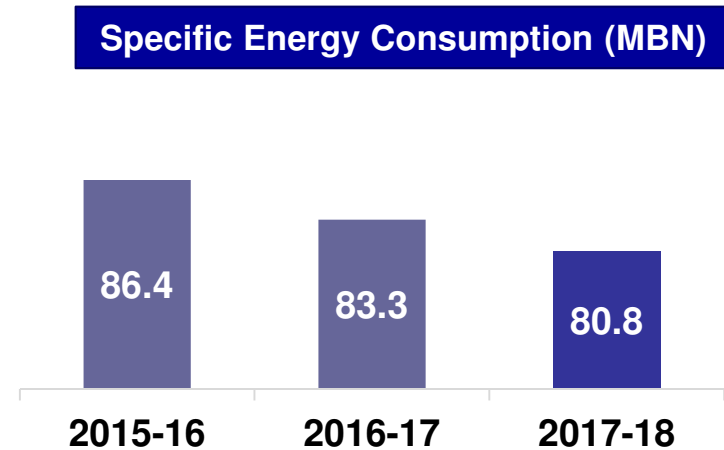
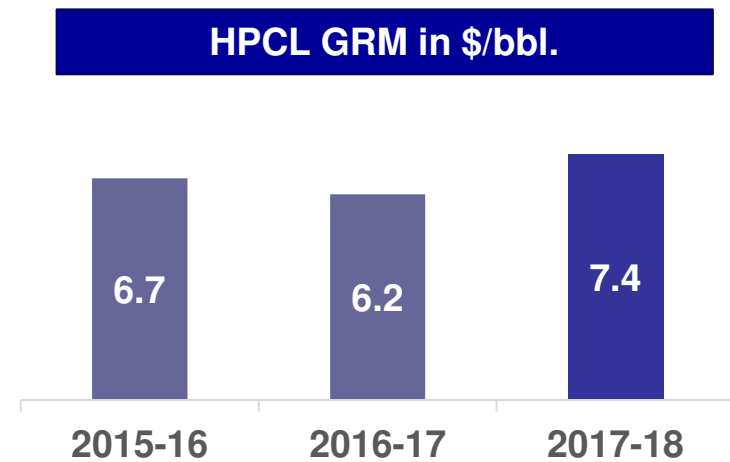


Visakh Refinery

Profit improvement initiatives



- Bottom of the barrel **Upgradation**
- **Maximising value added products** like Bitumen & Lubes
- **Energy Efficiency** Improvement
- **Reliability** Improvement
- Switch over to **Natural gas / Open access power purchase** to reduce operating expenditure
- **Crude Mix optimization** based on price differential
- Online **Chemical cleaning** of furnaces
- **Maximising 'Net Corporate Realization'**
- **Continuous Benchmarking** to improve performance



Marketing : Touching lives Everyday



Customer touch points

- Retail outlets = 15,062

- LPG Distributors = 4,849

- SKO / LDO Dealerships = 1,638

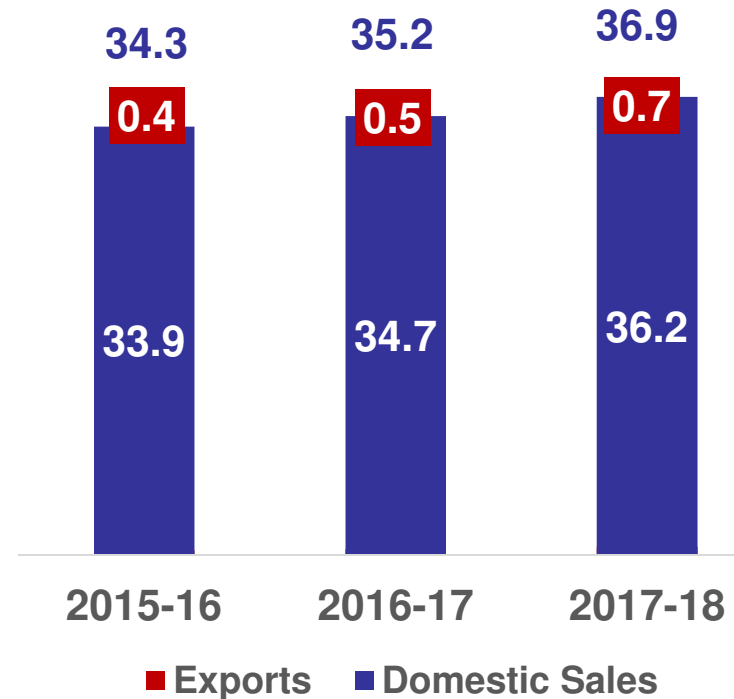
- CNG facilities at Retail outlets = 239

- Lube Distributors = 266

- CFAs = 116

- **LPG Customer base = 6.9 crore**

Market Sales



Market Share : 20.92% (PSU);
18.52 % (PSU + Pvt)

CAGR of 5.0% compared to Industry growth of 4.4% during last decade

Focussed Customer Engagement



Retail (Transport Fuel)

Urban segment

Upwardly mobile	Humlog
Gen Next	Dependants
Walk-ins	Driver Saheb

Highway segment

Humrahi	Rural segment
Fleet owners	
Highway Raja	

Khush-haal Kisaan

Aviation Fuel

Air India	British Airways
Jet Airways	Turkish
Indigo	Than'i
Spice jet	Fedex
Vistara	Air China

LPG

Domestic	Commercial Industrial
----------	-----------------------

Lubricants

 JOHN DEERE	 BAJAJ	 ROYAL ENFIELD
 INDIAN NAVY	 BOSCH	 Coal India
 EICHER	 JCB	 SKF

Industrial & Consumer

 INDIAN RAILWAYS	 ONGC	 JSW
 ADITYA BIRLA UltraTech	 asianpaints	

Key initiatives



Fuel Retailing

- Modernization of ~1000 Retail outlets
- Customer awareness program - HP Hai Jahan Bharosa Hai Wahan
- Launch of Power 99 in 7 cities
- EV charging station in Nagpur
- **Launch of home delivery of Petrol/Diesel**

LPG

- First owned rail wagon rake for transportation of LPG
- Agreement with Haldia LPG Import Terminal for next 20 years
- Commencement of Sales of Composite cylinders - ओJAS
- **Aadhar enabled e-KYC for customers**

Lubricant Sales

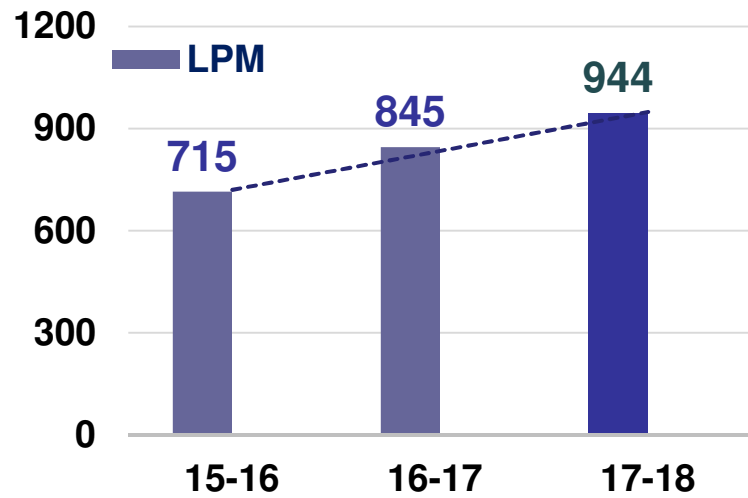
- Market campaign BANDHAN launched for retailers and mechanics
- Commenced online sales of lubricants at Amazon
- Launched sales of Lubes in Myanmar
- **Wholly owned subsidiary HPCL Middle East FZCO formed in UAE**

B2B Sales

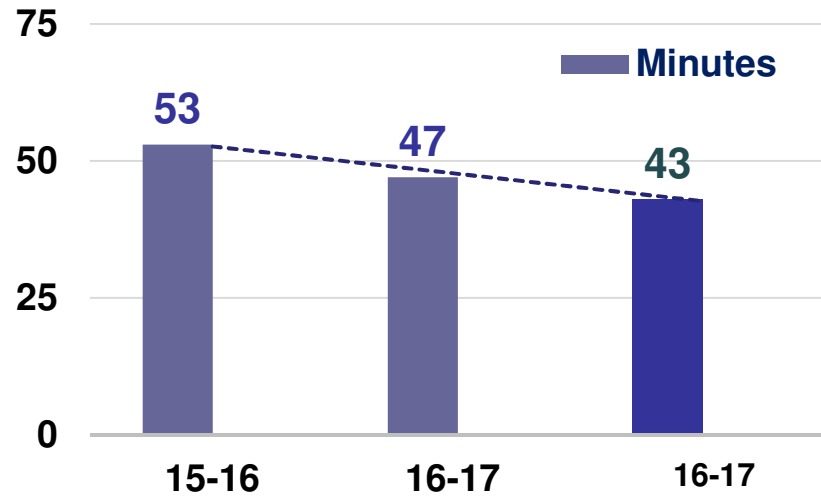
- Four (4) Aggregators commissioned for sales of FO/MTO to MSME
- Institutionalization of Customer Relationship Management System
- Pilot of E-ADR facility to Airlines at Visakh and Kolkata
- **Online blending facility for Biodiesel set up at Vatva RCD in Gujarat**

Productivity enhancement at POL Locations

Bay Filling Rate



TT Cycle Time



SMART terminal initiative conceptualized and implementation initiated to improve productivity , Safety & efficiency through Automation

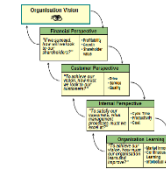
Talent Management



1 **Samavesh** – Structured Induction process to Learn, Grow and Lead



2 **PACE** - Performance Appreciation and Capability Enhancement



3 **Capability Building** – Behavioural / Functional and Technical training



सिद्धिदलं प्रखन्धनम्
भा. प्र. सं. इन्दौर
IIM INDORE

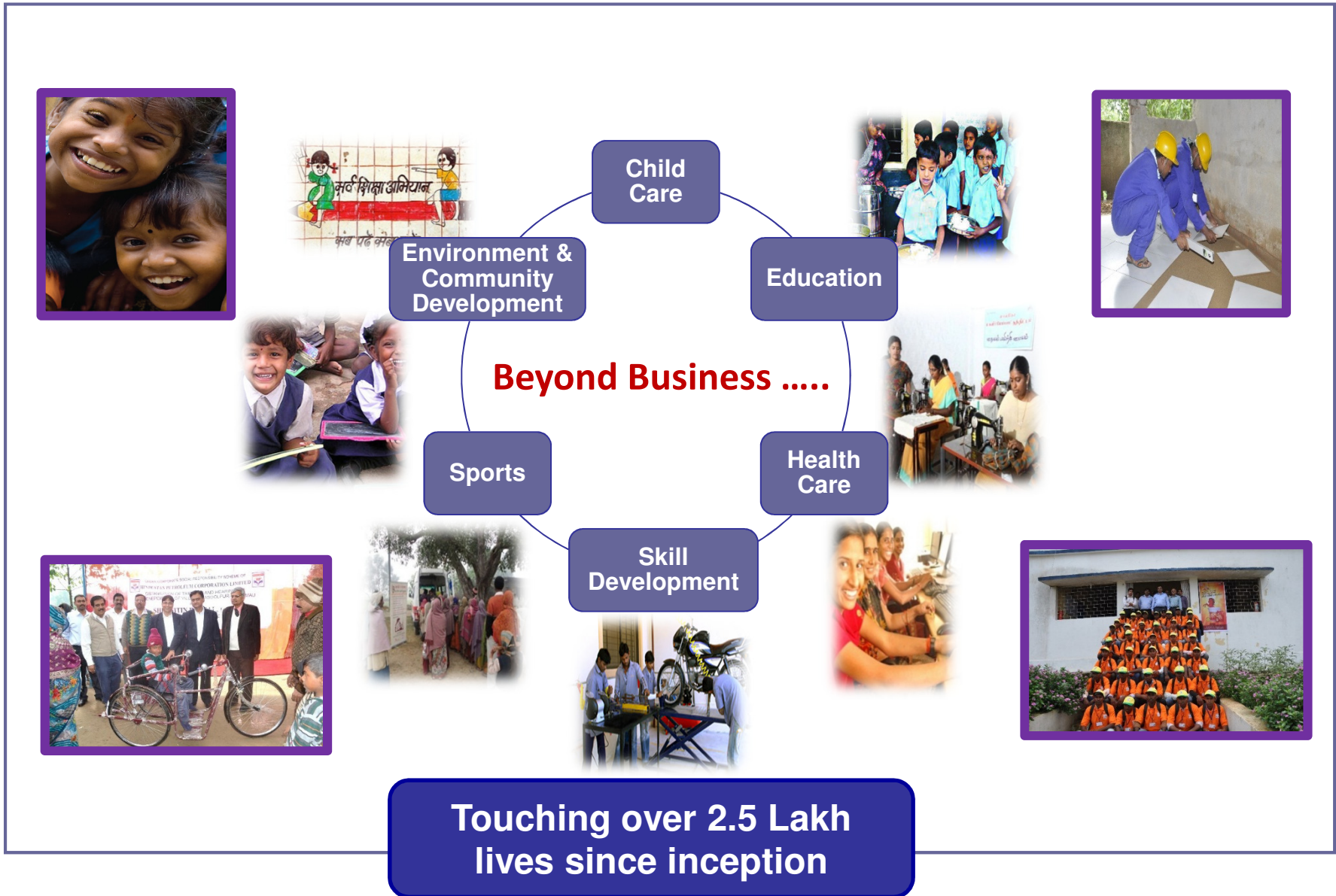
4 **Project Akshay , Periscope** - Building Strong Leadership Pipeline



5 **Recognition** – Rewarding Values for driving Performance



CSR : Touching lives Every Way





Leveraging Technology for empowering Customers

Retail

- **Automation** at 7,900 outlets
- **Automation planned** at 100% outlet network by Dec'18
- **Vehicle identification System** scaled up
- **Cashless payment enablement** (with at least 3 digital modes) > **96%**
- **DT Plus Terminals** across the entire network



- **Right grade, Right quantity**
- **e-Receipts** to customers

LPG



Web Portal in 13 Languages for rolling out various Govt. initiatives

Oil & Gas : Demand Projections for India



India Oil & Gas Consumption



Demand Projections upto 2025 by various agencies

Description	Annual Growth
Domestic oil demand	>4%
Natural Gas	>5%
Petrochemicals	Above GDP growth rate

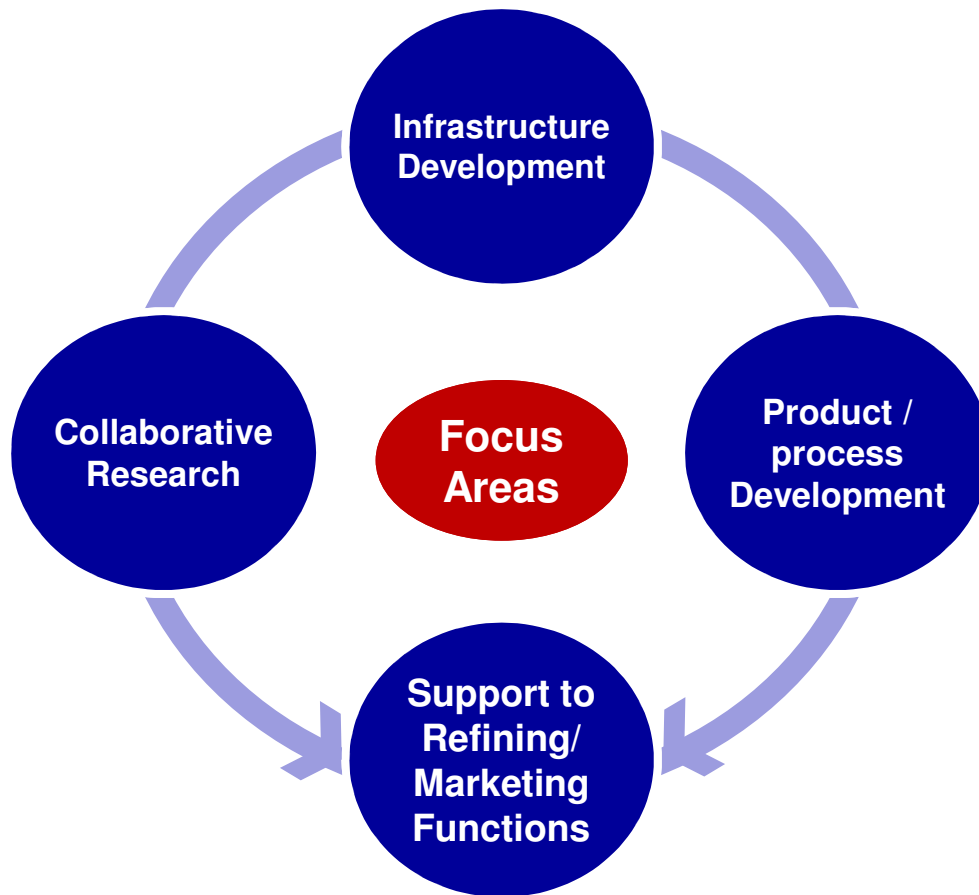
- Huge demand potential for Oil & Gas products
- India to be the center of global oil demand growth

Demand : BP Statistical Review 2017 , PPAC (including internal consumption in Refineries)

Research and Development



- Green R&D Centre at Bengaluru
- R&D Centre at Vashi



R&D Thrust Areas

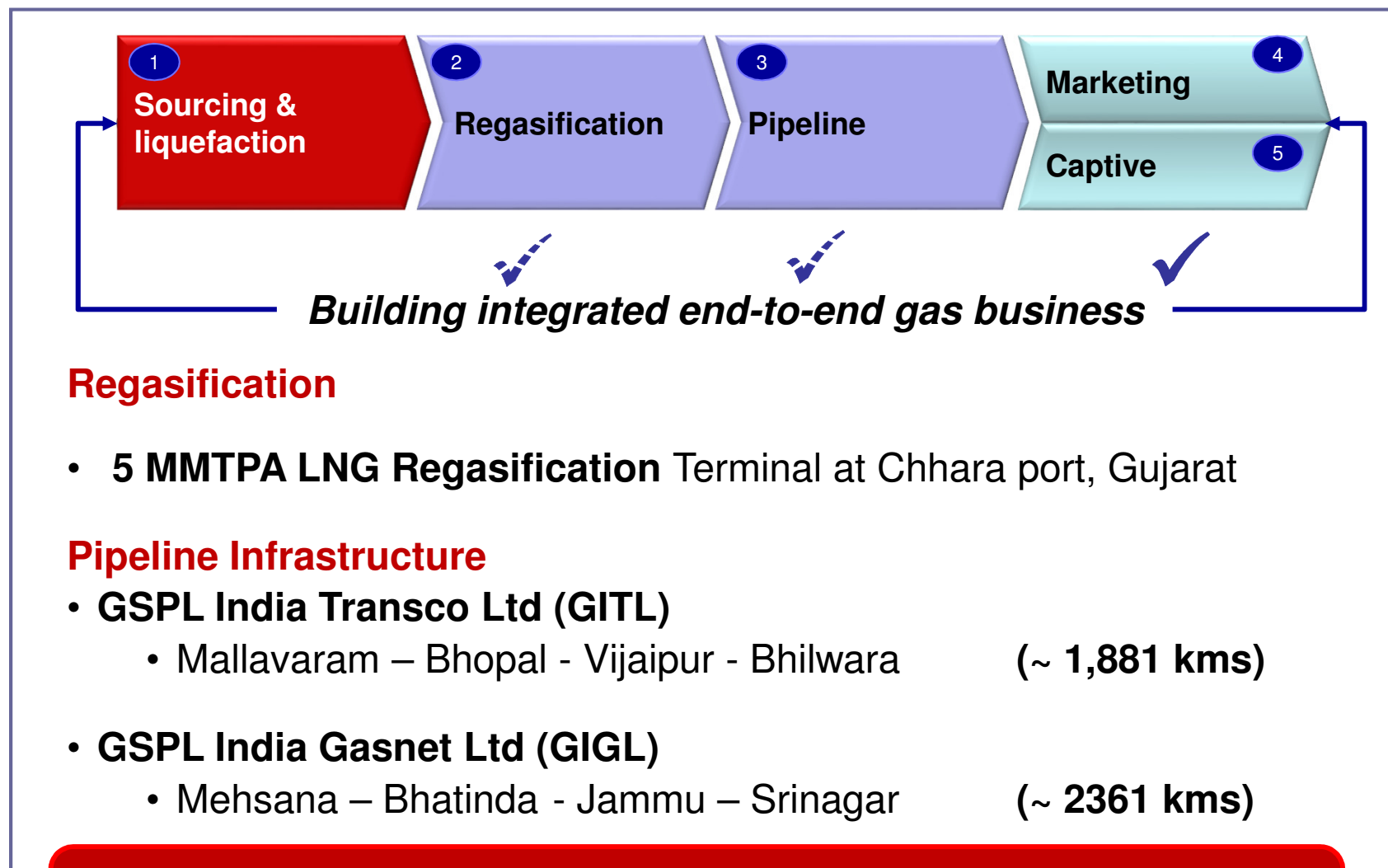
- Opportunity Crudes
- Residue Up-gradation
- New Process Developments
- Catalyst Development
- Alternative Energies

	Applied	Obtained
Patents	85	6

14 Projects Demonstrated and are ready for Licensing



Natural Gas : End to End participation



Regasification

- **5 MMTPA LNG Regasification Terminal** at Chhara port, Gujarat

Pipeline Infrastructure

- **GSPL India Transco Ltd (GITL)**
 - Mallavaram – Bhopal - Vijaipur - Bhilwara (~ 1,881 kms)
- **GSPL India Gasnet Ltd (GIGL)**
 - Mehsana – Bhatinda - Jammu – Srinagar (~ 2361 kms)

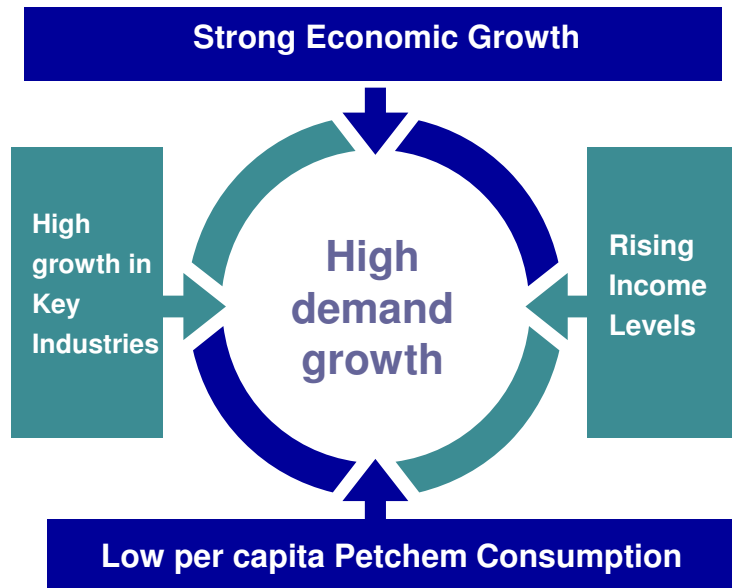
Consortium of HPCL and Oil India Ltd authorized by PNGRB for setting up CGD Networks in Ambala & Kurukshetra and Kolahpur GAS

Leveraging opportunity in Petrochemicals



Petrochemicals

- **Increasing Import dependence** by India due to Lack of investments



HPCL Plans in Petrochemicals

- **Build Petrochemical complexes**
 - 9 MMTPA Refining-cum-Petrochemical complex at Rajasthan
 - 1 MMTPA Petrochemical complex at Kakinada, Andhra Pradesh
 - 1.25 MMTPA Petrochemical complex at HMEL
- **Petrochemicals Marketing group formed** at corporate level
- **Developing 'Go to Market' strategy & roadmap** for downstream Petrochemicals
- **Leverage strength and reach of B2B marketing**

Project commissioned in 2017-18



Marketing

- **250 TMTPA LPG plant** at Panagarh (WB)
- **New depot at Nalagarh** in Himachal Pradesh
- Oil storage facilities with **storage capacity of 8600 KL at Leh** for Indian Army
- **Six (6) new Aviation Service Facilities (ASF)** at Srinagar, Tirupati, Patna, Vidyanagar, Jalgaon & Mundra
- **Capacity augmentation** of Unnao (UP) and Purnea (Bihar) LPG Plants (60 TMTPA each)
- Grid connected **Solar PV plant of 750 kWp** capacity at Bahadurgarh terminal (Haryana)
- **Ramanmandi Bathinda pipeline capacity expansion** from 1.13 MMTPA to 2.1 MMTPA
- **Augmentation of facilities** at Jabalpur , Loni, Akola, Manmad, Viskah, Chennai, Sagar, Gwalior & Bahadurgarh POL locations

Refining

- **Tail Gas Treating Unit (TGTU)** at MR
- **Revamp of Solvent Extraction Unit (SEU)-II Furnace** at MR
- **Slop Processing** at Fluid Catalytic Cracking Unit (FCCU)-II at VR
- **High Pressure Recovery Turbine (HPRT)** commissioned in DHT at VR

JVC

- **Expansion of HMEL Refinery (Bathinda)** from 9 MMTPA to 11.25 MMTPA
- **CGD projects in East Godavari and West Godavari Districts** in Andhra Pradesh through JV company Godavari Gas Pvt Ltd

Highest Ever Capital Expenditure of Rs. 7,210 crore during 2017-18

Panagarh LPG Plant



Amongst India's Largest LPG Plants

- **250 TMTPA LPG Bottling capacity**
- **3 x 500 MT Mounded Storage Vessels**
- **72 Head Flex-speed automatic Electronic Carousel**
- **8 bay TT Gantry**
- **Plant area ~75 acres**
- **Project Cost ~190.45 crore**
- **Commissioned during Mar'18**



- Production rate of **4200 cylinder per hour** on a single carousel
- Catering to demand of over **12 lakh LPG consumers**

Infrastructure & Capacity Expansion Plans



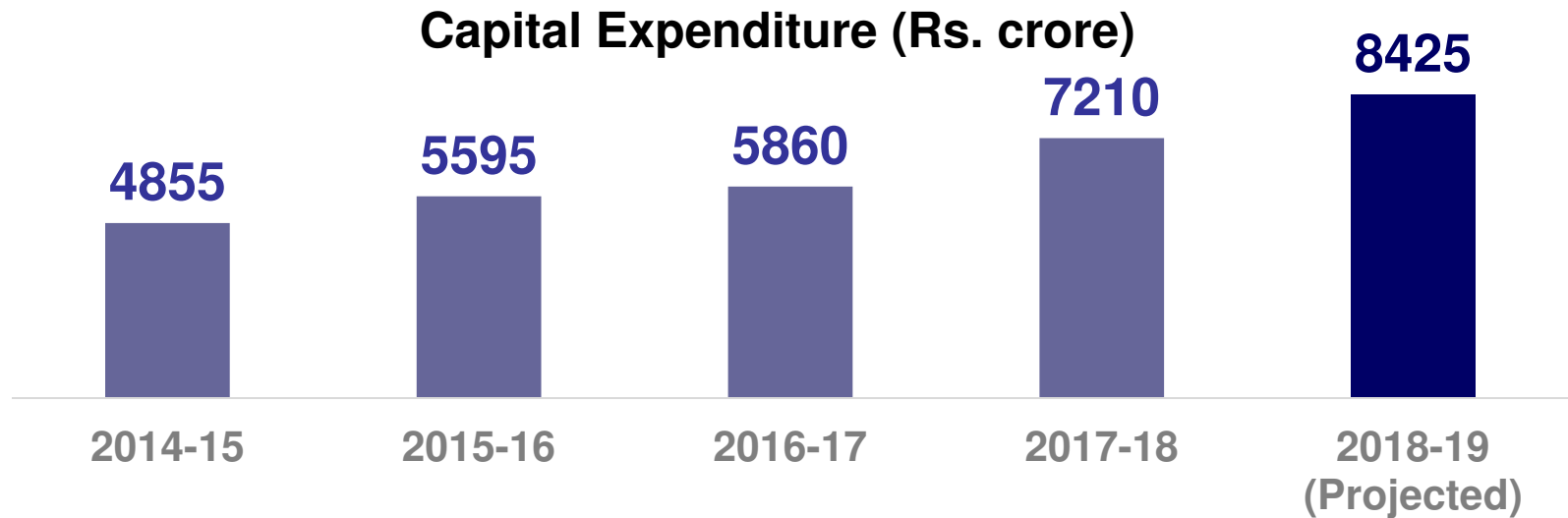
Major Projects

- **Visakh Refinery Modernization** project
- **Mumbai Refinery Expansion** Project
- **Mundra Delhi Pipeline Phase II** Expansion to 7.8 MMTPA
- **Visakh Vijayawada Secunderabad Pipeline Phase (VVSPL) II** Expansion to 8 MMTPA
- **Ramanmandi-Bahadurgarh Pipeline Phase II** expansion to 7.1 MMTPA
- **Uran Chakan LPG** Pipeline (164 Km)
- **Palanpur-Vadodara** Pipeline (234 km)
- **Vijayawada Dharmapuri** Pipeline (697 Km)
- **7 New LPG Plants** and LPG infrastructure augmentation
- **POL infrastructure** Augmentation

JVC Projects

- **9 MMTPA HPCL Rajasthan Refinery Limited** at Barmer in Rajasthan
- **Petrochemical Complex** at Kakinada in Andhra Pradesh
- **60 MMTPA Ratnagiri Refinery and Petrochemicals Ltd** at Rajapur in Maharashtra
- **5 MMTPA LNG Regasification Terminal** at Chhara port in Gujarat
- **3 Natural Gas Pipelines** through GIGL and GITL
- **Fuel Farm Facilities** at Mumbai Airport
- **CGD Projects** in Ambala-Kurukshetra districts and Kolhapur (Maharashtra)
- **1.25 MMTPA Petrochemical Complex** at HMEL, Bathinda

Capex & Investment Plan



Capex Projection	2018–2023 (Estimated)	2018-19 (Proj.)
Refining	31,400	3,891
Marketing	29,400	4,047
Renewables and R&D	1,300	88
Joint Venture	33,900	399
Total	96,000	8,425

Awards and Accolades during 2017-18



FIPI Awards



SCOPE Meritorious Awards



In the list of 'Top 100 Global Energy Leaders' by Thomson Reuters



ABP Brand excellence award

Joint Ventures and Subsidiaries



Refining



LPG Storage



Upstream



Marketing



HPCL Middle East FZCO

Infrastructure



Alternate Fuels



City Gas Distribution



Natural Gas



Growth through Partnerships

Functional Directors



Shri M K Surana, Chairman & Managing Director

- He is a Mechanical Engineer with a Masters degree in Financial Management and has wide exposure in the Petroleum Industry spanning over 3 decades. He handled a wide range of responsibilities including leadership positions in Refineries, Corporate, Information Systems, and Upstream business of HPCL. He was CEO of Prize Petroleum, upstream arm of HPCL before assuming responsibilities as C&MD of HPCL.
- He also holds the directorship on the boards of HPCL Mittal Energy Ltd, SA LPG Co. Pvt. Ltd., HPCL Rajasthan Refinery Limited and Prize Petroleum corporation Ltd.



Shri Pushp Kumar Joshi, Director - Human Resources

- He is a Bachelor of law from Andhra University and Post Graduate in Personnel Management & Industrial Relations from XLRI, Jamshedpur with over 3 decades of industry experience. He has held various key positions in HR and Industrial Relations functions in Marketing and Refineries divisions of HPCL. He was responsible for spearheading HR practices with strong business focus and contemporary approaches at HPCL for leadership development, productivity enhancement, leveraging IT platform etc
- He also holds the directorship on the boards of Prize Petroleum corporation Ltd, HPCL Biofuels Ltd, Hindustan Colas Pvt Ltd (HINCOL), HPCL Shapoorji Energy Pvt Ltd and HPCL Rajasthan Refinery Limited



Shri J Ramaswamy, Director - Finance

- He is a member of the Institute of Chartered Accountants of India (ICAI), and brings with him rich experience of over 3 decades in the field of Corporate Finance, Marketing Finance, SBU Commercial, Internal Audit, Vigilance, System & Procedures, and Refinery Finance. He is credited with effective treasury management.
- He also holds the directorship on the Boards of Prize Petroleum corporation Ltd, HPCL Rajasthan Refinery Limited, SA LPG Co. Pvt. Ltd, HPCL Mittal Energy Ltd, HPCL Shapoorji Energy Pvt Ltd, HPCL Mittal Pipelines Ltd, HPCL Biofuels Ltd and HINCOL.



Shri S Jeyakrishnan, Director - Marketing

- He is an alumni of Madras University with over 36 years of experience. Prior to Director-Marketing, he was the Executive Director-Retail. His tenure across various Marketing SBUs saw HPCL become India's largest Lubricant marketer, augment infrastructure and pioneer several customer centric initiatives which established HPCL as the preferred brand.
- He also holds the directorship on the Board of Hindustan Colas Pvt Ltd.



Shri Vinod Shenoy, Director - Refineries

- He is a Bachelor in Chemical Engineering from IIT Bombay and brings with him rich experience of over 3 decades in the Refinery and Corporate Departments of HPCL with wide exposure to the Petroleum Industry.
- He also holds the directorship on the Boards of HPCL Mittal Energy Ltd, HPCL Rajasthan Refinery Limited, Mangalore Refinery and Petrochemicals Limited, Ratnagiri Refinery and Petrochemicals Ltd and Prize Petroleum corporation Ltd.



Thank you