



July 28, 2025

BSE Limited
P J Towers,
Dalal Street,
Mumbai – 400001

National Stock Exchange of India Limited
Exchange plaza,
Bandra-Kurla Complex, Bandra (E)
Mumbai – 400051

Scrip Code: 542066

Scrip Code: ATGL

Dear Sir,

Sub: Submission of Media Release and Investor Presentation on Unaudited Financial Results (Standalone and Consolidated) for the quarter ended June 30, 2025

In continuation to outcome of Board Meeting dated July 28, 2025, we hereby submit:

Media Release dated July 28, 2025, on the Unaudited Financial Results (Standalone and Consolidated) for the quarter ended June 30, 2025 as **Annexure – "A"**.

Presentation on performance highlights of the Company for the Unaudited Financial Results (Standalone and Consolidated) of the Company for the quarter ended June 30, 2025 as **Annexure - "B"**.

The same is also being uploaded on the Company's website at www.adanigas.com.

Kindly take the same on your records.

Thanking you,

Yours faithfully,
For **Adani Total Gas Limited**

Anil Agrawal
Company Secretary
Membership No. A14063

Encl.: As above

Adani Total Gas Limited
(Formerly known as Adani Gas Ltd)
Crest 4-5, Inspire Business Park
Shantigram, Nr. Vaishnodevi Circle,
S.G.Highway, Ahmedabad – 382 421
Gujarat, India
CIN: L40100GJ2005PLC046553

Tel : +91 79 6624 3200
Fax: +91 79 2754 2988
investor.agl@adani.com
www.adanigas.com

Registered Office: "Adani Corporate House", Shantigram, Near Vaishno Devi Circle, S. G. Highway, Khodiyar, Ahmedabad - 382421

Media Release

Adani Total Gas Q1FY26 Results

Overall Volume up by 16% in Q1 FY26, Y-o-Y

CNG network increases to 650 stations

PNG household increased to 9.90 lakh PNG homes

EBITDA for the quarter stood at INR 301 Cr

Installed EV charging points increases to 3801

EDITOR'S SYNOPSIS

Operational Highlights Q1FY26 (Standalone):

- CNG network reaches **650 stations**, added **3 CNG stations**
- Expanded PNG home connections to **9.90 lakh**, added **26,869 new homes on PNG**
- Increased Industrial & Commercial connections to **9,456** with **157 new customers** added
- Completed cumulative ~ **14,197 Inch Km** of Steel Pipeline network
- Combined CNG and PNG volume of **267 MMSCM**, increase of **16%**, Y-o-Y

Pan India Footprint –Q1FY26 (With JV namely IOAGPL):

- Combined network of **1,078 CNG Stations**, with **6** new stations added
- Total PNG home at **1.17+ Mn**, added **0.35 lakh new households on PNG**
- Grew Industrial & Commercial connections to **10,640**, by adding **312 new consumers**
- Completed cumulative ~**25,829 Inch Km** of Steel Pipeline network

Key Business updates

- The combined supply of APM and New Well Gas (NWG) / Intervention Gas for CNG segment was at ~**61%**.
- ATGL and Jio-bp (operating brand of Reliance BP Mobility Limited) signed an agreement to provide Fuel Offerings to consumers.
- Under this partnership, select ATGL fuel outlets will offer Jio-bp's high-performance liquid fuels (petrol and diesel), while within ATGL's authorised Geographical areas, select Jio-bp fuel outlets will integrate ATGL's CNG dispensing units, thus enhancing the supply of high-quality fuels to transport consumers.

Adani TotalEnergies E-mobility Limited (ATEL)

- ATEL has now expanded its footprint to **3,801** installed EV charging points across 26 states/UTs
- Installed capacity increases to **~39 MW**

Adani TotalEnergies Biomass Limited (ATBL)

- Commissioned 1st DODO Compressed Biogas Station in Hodal, Haryana

Financial Highlights Q1FY26 (Standalone) Y-o-Y:

- Revenue from Operations at **INR 1,491 Cr**, increased by 21%
- EBITDA stood at **INR 301 Cr**
- PAT for the quarter was **INR 162 Cr**

Consolidated Q1FY26 PAT

- Earned a consolidated PAT of **INR 165 Cr**

Ahmedabad, 28th July 2025 Adani Total Gas Ltd (ATGL), India's leading energy transition company, continues its mission of transforming India's energy landscape through extensive infrastructure development. Today, ATGL announced its operational, infrastructural and financial performance for the quarter ended 30th June 2025.

"During the quarter, we achieved a robust year-on-year volume growth of 16%, driven by a 21% increase in CNG volumes. We are continuing expansion of our CGD networks across all 34 Geographical Areas (GAs) with over 14,000 inch-km of backbone steel pipelines, 650 CNG stations and are very close to touching 1 million consumers base. EV charging points have increased to over 3,800. This all-round superior performance was delivered while APM gas allocation for CNG was at 43% and the balance supplies were being offset with allocation of higher priced new wells and HPHT (High Pressure High Temperature) gas. As a result of our continued efforts to build a robust gas sourcing portfolio, enhanced operational efficiency and digitalisation of processes, we have ensured 100% reliability of supply and continuation of prudent pricing to our consumers both for PNG and CNG. Happy to note that Team ATGL has delivered sustained stable EBITDA even as gas prices rose sharply year-on-year.

Looking ahead, we are focused on expanding not only our CGD infrastructure across our geographical areas but also our LNG, e-mobility solutions, and CBG (Compressed Biogas) businesses. During the quarter, we commissioned our first CBG station in Haryana.

Additionally, our recent partnership with Jio-bp, which will see both partners offering each other's fuel options at select outlets, is expected to help us accelerate addition of DODO and CODO CNG stations with Jio-bp fuels across all our 34 GAs.

"We remain fully committed to supporting India's energy transition by providing low-carbon solutions across industrial, household, and transportation sectors," said Mr. **Mr. Suresh P Manglani, ED & CEO of Adani Total Gas.**

Standalone Operational and Infrastructural Highlights:

Operational Performance				
Particulars	UoM	Q1 FY26	Q1 FY25	% Change YoY
Sales Volume	MMSCM	267	230	16%
CNG Sales	MMSCM	185	153	21%
PNG Sales	MMSCM	82	77	6%

Infrastructure Performance			
Particulars	UoM	As on 30 Jun' 25	Q1 Additions
CNG Stations	Nos.	650	3
MSN (IK)	Nos.	14,197	425
Domestic-PNG	Nos.	989,537	26,869
Commercial -PNG	Nos.	6,466	125
Industrial-PNG	Nos.	2,990	32

Infrastructure & Operations Commentary – Q1FY26

- CNG stations network reaches **650 CNG stations** across 34 Geographical Areas (GA)
- Over **9.9 lakh homes** are now connected with Piped Natural gas
- CNG Volume increased by **21% Y-o-Y** on account of higher penetration of CNG network expansion across multiple GAs
- With the addition of new PNG connections, PNG Volume has increased by **6% Y-o-Y**
- Overall volume has increased by **16% Y-o-Y**

Standalone Financial Highlights:

Financial Performance				
Particulars	UoM	Q1 FY26	Q1 FY25	% Change YoY
Revenue from Operations	INR Cr	1491	1,237	21%
Cost of Natural Gas	INR Cr	1049	804	31%
Gross Profit	INR Cr	442	434	2%
EBITDA	INR Cr	301	308	-2%
Profit Before Tax	INR Cr	219	237	-7%
Profit After Tax	INR Cr	162	177	-8%

Results Commentary Q1FY26

- Revenue from operations rose by **21%** on account of the higher volume, primarily on CNG segment.
- Besides higher volume, the gas cost increased by **31%** largely due to the lower allocation of APM to CNG segment being replaced by high priced New well gas and HPHT gas
- To ensure volume growth, ATGL took a calibrated approach in passing on the higher price to consumers.
- Consequently, EBITDA for Q1FY26 stood at **INR 301 Cr.**

Key ESG Highlights

- ESG rating assessed by CRISIL improved to '**Crisil ESG 61**' from 'Crisil ESG 59' and has moved into "**STRONG**" category from ADEQUATE.

About Adani Total Gas

ATGL is India's leading City Gas Distribution (CDG) company with a presence in 53 Geographical Areas – 34 directly and 19 through the 50:50 JV Indian Oil- Adani Gas Private Limited (IOAGPL) – offering low carbon energy solutions for industry, residential and auto sector. Further, ATGL has formed 2 wholly owned subsidiaries, namely Adani TotalEnergies E-Mobility Ltd (ATEL) and Adani TotalEnergies Biomass Ltd (ATBL) for its e-mobility and biomass businesses, respectively. ATGL has also formed a 50:50 joint venture, namely Smart Meter Technologies Private Limited for its gas meter manufacturing business.

For more information, please visit <https://www.adanigas.com/>

For Media Queries:
Roy Paul | roy.paul@adani.com

For Investor Queries:
[Priyansh Shah](mailto:Priyansh.Shah@adani.com) | priyansh.shah@adani.com

STENGTH
WITH
RESILIENCE

Adani Total Gas Limited

CGD | e-Mobility | Biomass

Q1FY26

Earnings Presentation



Compressed
Natural Gas



Piped
Natural Gas



LNG for Transport
and Mining



EV Charging



Biomass
(Compressed Biogas
and Organic Fertiliser)

Contents

01	Executive Summary
02	ATGL – Operational and Financial Performance – Q1FY26
03	Sustainable Business Update
04	ESG Framework & Sustainability Update
05	Rationale for Investment
06	About Adani Total Gas Limited
07	ATGL: Digitization and Customer Delight
08	ATGL: Promoter’s Overview
08. a	Adani Portfolio
08. b	TotalEnergies
	Annexure



01

ATGL – Operational and Financial Performance - Executive Summary



Operational and Financial Highlights –Q1FY26 – Y-o-Y

CGD - Operational Highlights

- CNG Stations increased to 650, Added 3 CNG stations, with 124 being CODO/DODO stations
- Steel pipeline network increased to ~ 14,197 inch-km
- 9.90 Lakh PNG Home Connection, ~ 26,869 homes connected to PNG
- PNG Commercial & Industrial connection Customers increased to 9,456.

Volume (MMSCM)

CNG

185



21%

PNG

82



6%

Financial
Highlights –
Standalone
(INR Cr)

Revenue from Operations

1491



21%

EBITDA

301



2%

PBT

219




7%

PAT

162



8%



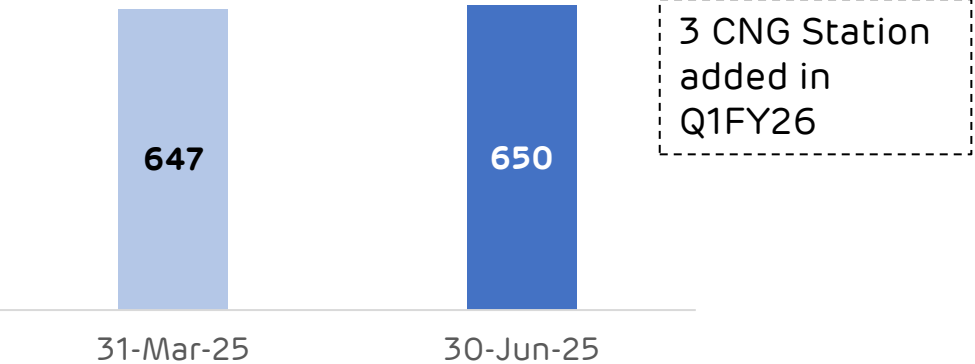
02

ATGL – Operational and Financial
Performance – Q1FY26

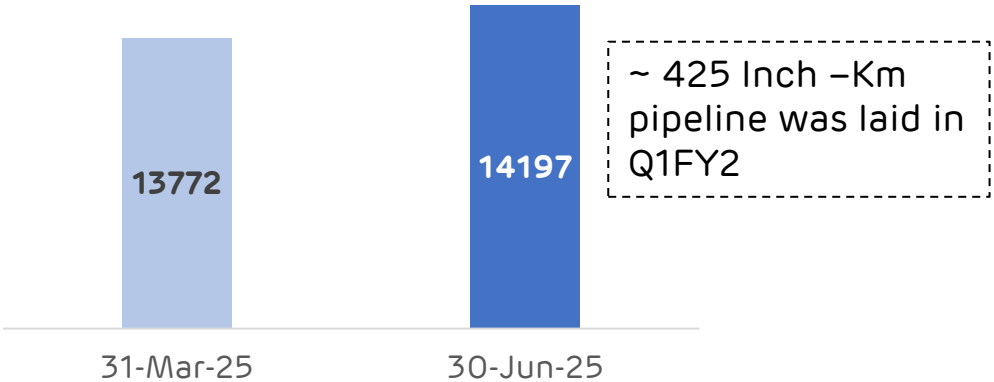


Infrastructure Update : As on 30 June 2025

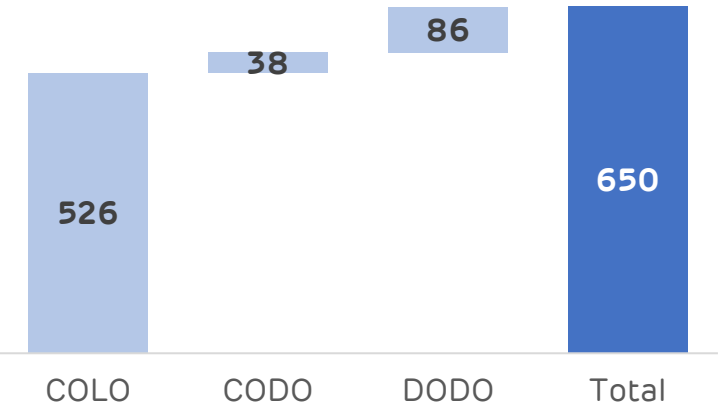
CNG Stations



Steel Network in Inch-Km

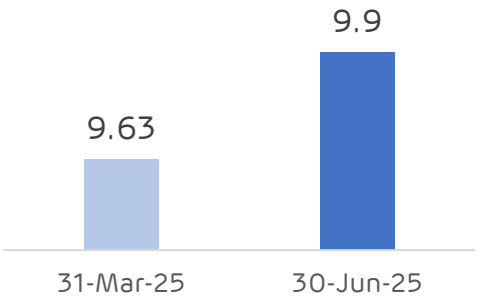


Break up of CNG Stations

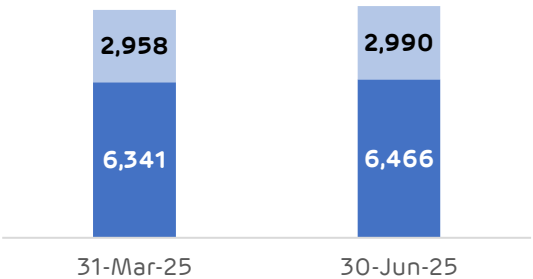


PNG Connections

No of Households (Lakhs)

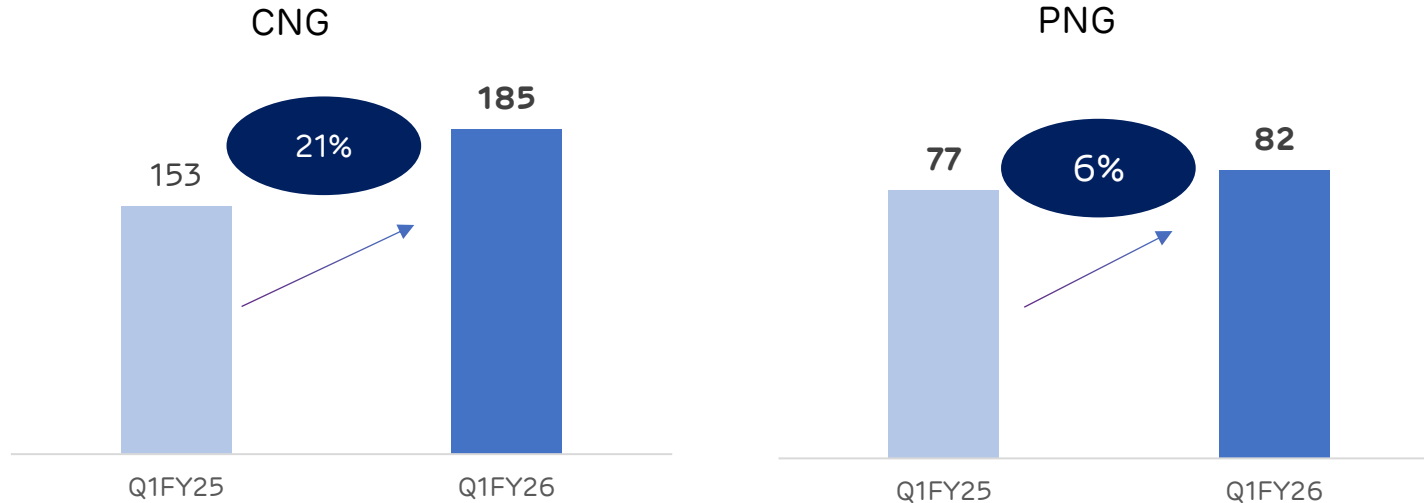


Commercial Industrial



Volume & Gas Sourcing –Q1FY26 - Y-o-Y

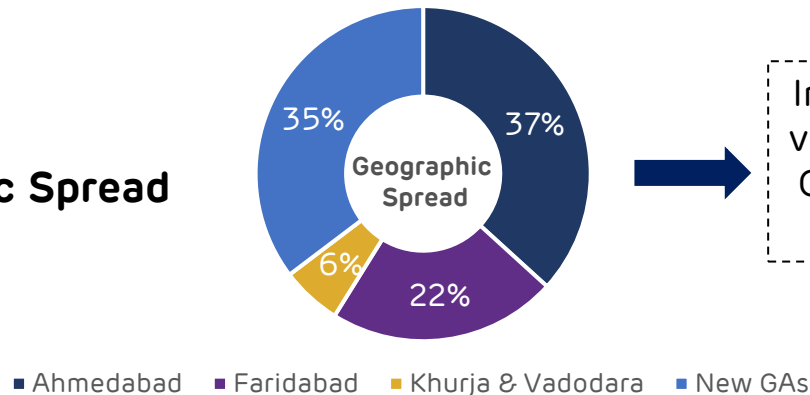
Volume in MMSCM



CNG Volume has increased by 21% Y-o-Y on account of CNG network expansion across multiple GAs

With recovery of Industrial Volume and addition of new Domestic & Commercial connection, PNG Volume increased by 6%

Geographic Spread



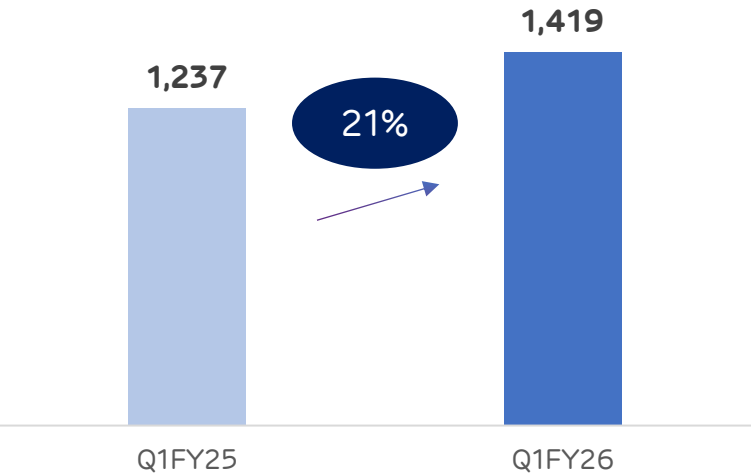
Increase of New GAs volume mix to 35% in Q1FY26 from 32% in FY25

Gas Sourcing Update

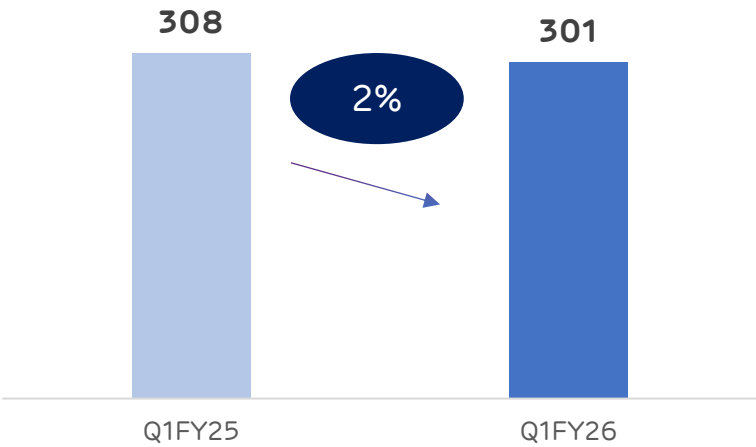
- During the quarter, APM allocation for CNG(T) was at ~43% and ~61% along with the New Well Gas allocation
- PNGRB has notified the revised pipeline tariff regulations anchoring the vision of One Nation, One Grid, One Tariff
- Under this, unified tariff zone reduced from 3 zone to 2 zone for a simple and equitable structure
- For the CNG and PNG (Domestic), zone-1 tariff has been extended across India to make Gas more affordable
- Currently ATGL has following gas portfolio:
 - 35-38% % of APM gas
 - 23-25% of HPHT gas
 - 22-25% of RLNG gas with multiple linkages
 - 8-10% of NWG
 - 4-8% of Spot gas including procurement through IGX (HPHT and others).

All Fig in INR Crs

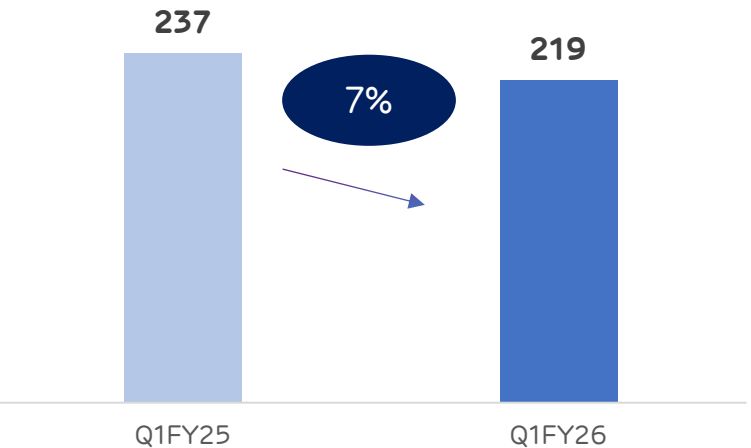
Revenue From Operations



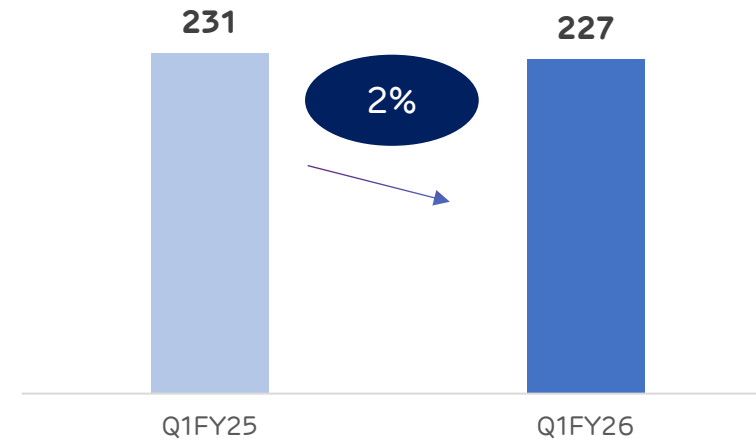
EBITDA



PBT



Cash Profit



Y-o-Y Comparison

- Revenue from operations rose by **21%** on account of the higher volume, primarily on CNG segment.
- Besides higher volume, the gas cost increased by 31% largely due to the lower allocation of APM to CNG segment being replaced by high priced New well gas and HPHT gas
- To ensure volume growth, ATGL took a calibrated approach in passing on the higher price to consumers.
- Consequently, EBITDA for Q1FY26 stood at **INR 301 Cr.**
- Subsequently, PBT decreased by **7%** while Cash profit has decreased by **2%**

03

Sustainable Business Update



E-mobility Business Update

Installed Charging Points (CPs)

3801 CPs

Installed Capacity

~39 MW

Energized Charge Points

2708 CPs
Added 401 CPs in
Q1FY26

Presence

26 States / UT
226 Cities

Focusing on B2B Clients to improve utilization

**New Clients
Addition
during the
quarter**



**Navi Mumbai
International Airport**



Biomass Business Update







- 1st DODO CBG Dispensing station in Hodal, Haryana began its commercial operations on 3rd June'25.
- The DODO station sold 50 tons of CBG.
- 200+ tons of Fermented Organic Manure (FOM) have been successfully packaged.
- In Q1FY26, 95+ tons of FOM were sold in packaged form, along with 1425+ tons of solid digested in loose form.




04

ESG Framework & Sustainability Update – Q1FY26



Initiatives	Target for FY 2025-26	Achievement in Q1
 Decarbonization of fleets	Sustain 100% decarbonization of fleet	• Total 630+ HCV fleets running on low carbon fuel.
 Solarization	2.0 MW total rooftop solar capacity	• Installed rooftop solar plants with a capacity of 24 kW at filling stations, bringing the cumulative capacity to 967.16 kW.
 Greenmosphere	50,000 tree plantation	• 50,000 trees (mass plantation) activity work is in progress at Pusad, Maharashtra
 Employee Fatality at workplace	<0.75 Lost Time Injury Frequency (LTIFR)	• 1.03 Million continuous safe man hours, 0.31 LTIFR and 8698 safety training hours in Q1.
 Assessment for plant & Office HSE Working condition	Sustain 100% all Plants and Offices coverage	• Conducted 247 safety training program covering 1261 employees.
 Training on Human Rights	100% Training	• Human rights refresher training assigned through E-Vidhyalaya portal.



CRISIL ESG Rating FY25

CRISIL ESG
61* - Strong



CRISIL ESG 59*
- Adequate

Weak	Below average	Adequate	Strong	Leader
0-40	41-50	51-60	61-70	71-100

*On a rating scale of 0-100, with 100 being the highest and 0 the lowest

Adani Foundation Vision Care Program

- In vision care program, target for **FY 2025-26** will be **25000** students to be covered for eye checkup
- **SDGs Alignment**



Glimpses: World Environment Day celebration

FY 2025 Theme
Ending Plastic pollution



DJSI ESG Score

ATGL's DJSI net ESG score improved to **62** from 54, positioned in **80th** percentile amongst the 143 companies

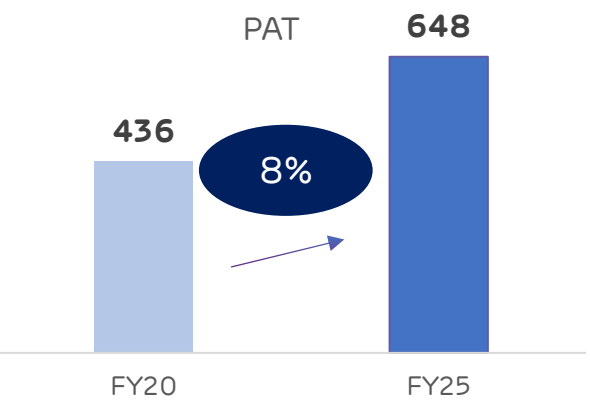
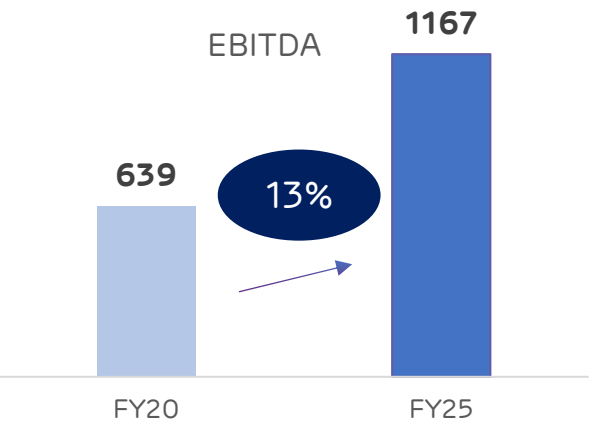
05

Rationale for Investment

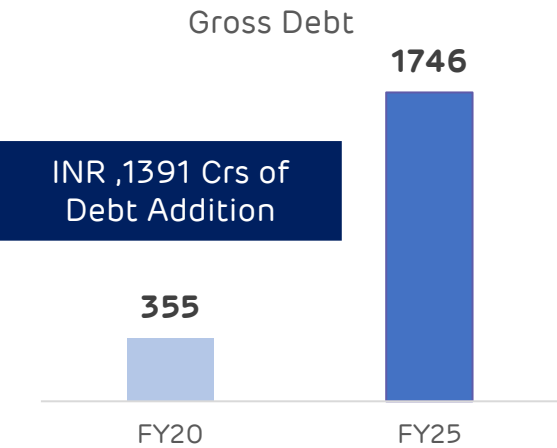
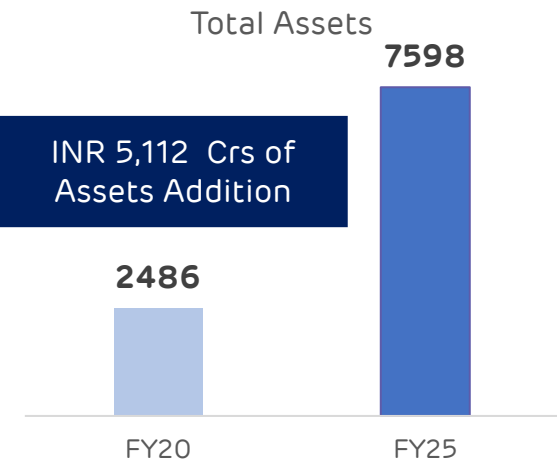


ATGL : Strong Growth with Financial Discipline

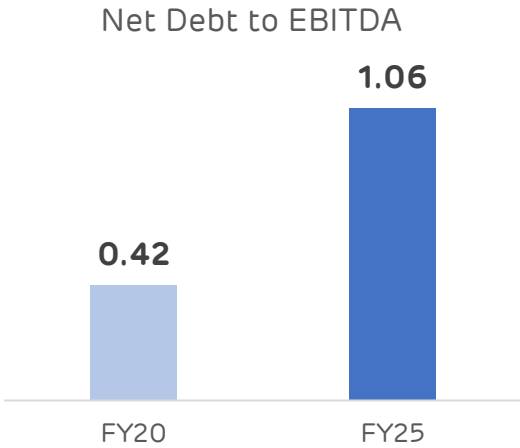
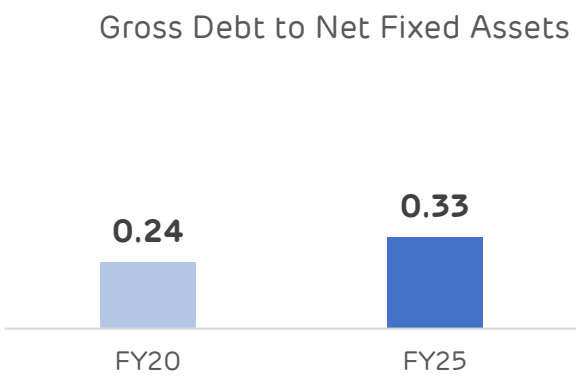
All Fig in INR Crs except ratios



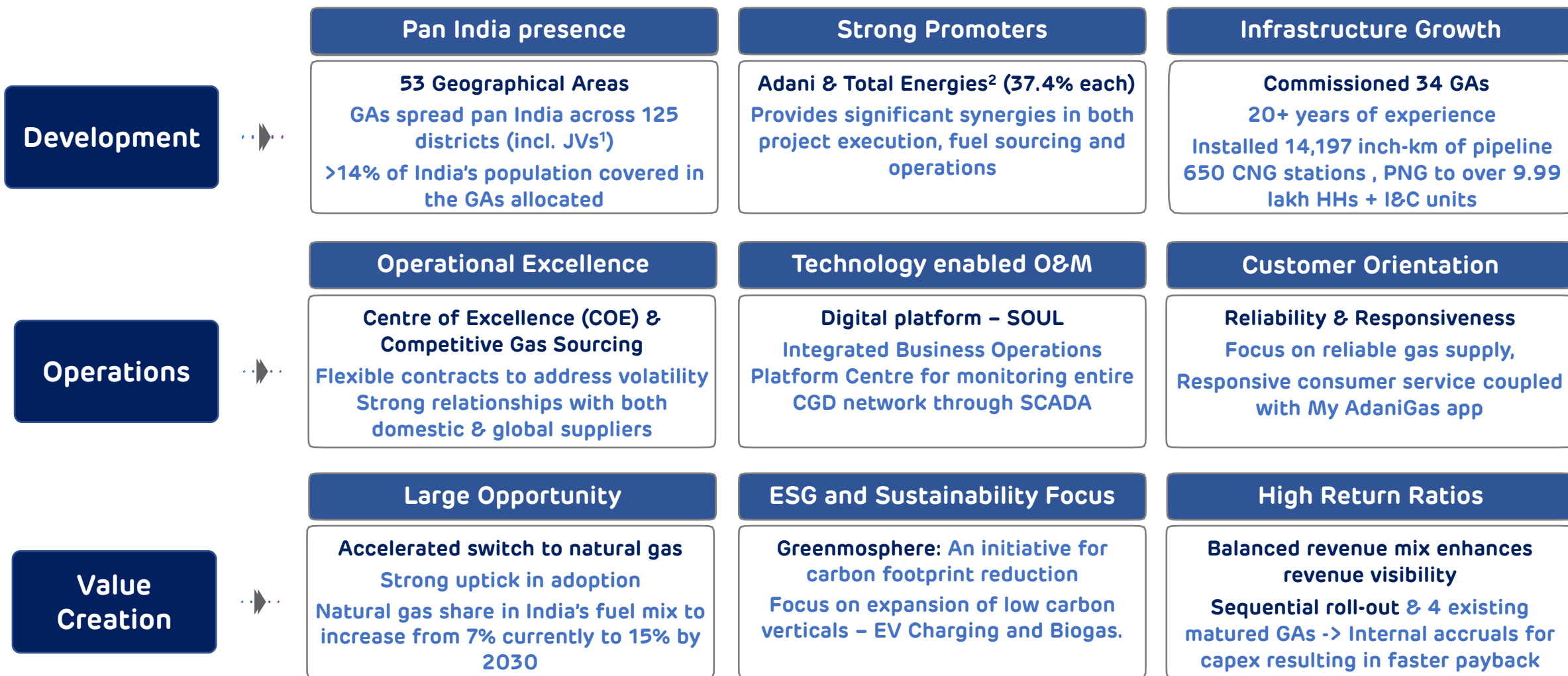
Strong Operational Performance has led EBITDA growth of 13% CAGR and PAT of 8% CAGR



ATGL continues to have strong Balance sheet and follows robust financial prudence and has Net Debt to EBITDA ratio of 1.06x and Gross Debt to Fixed Assets at 33% which implies that assets are backed by lower leverage



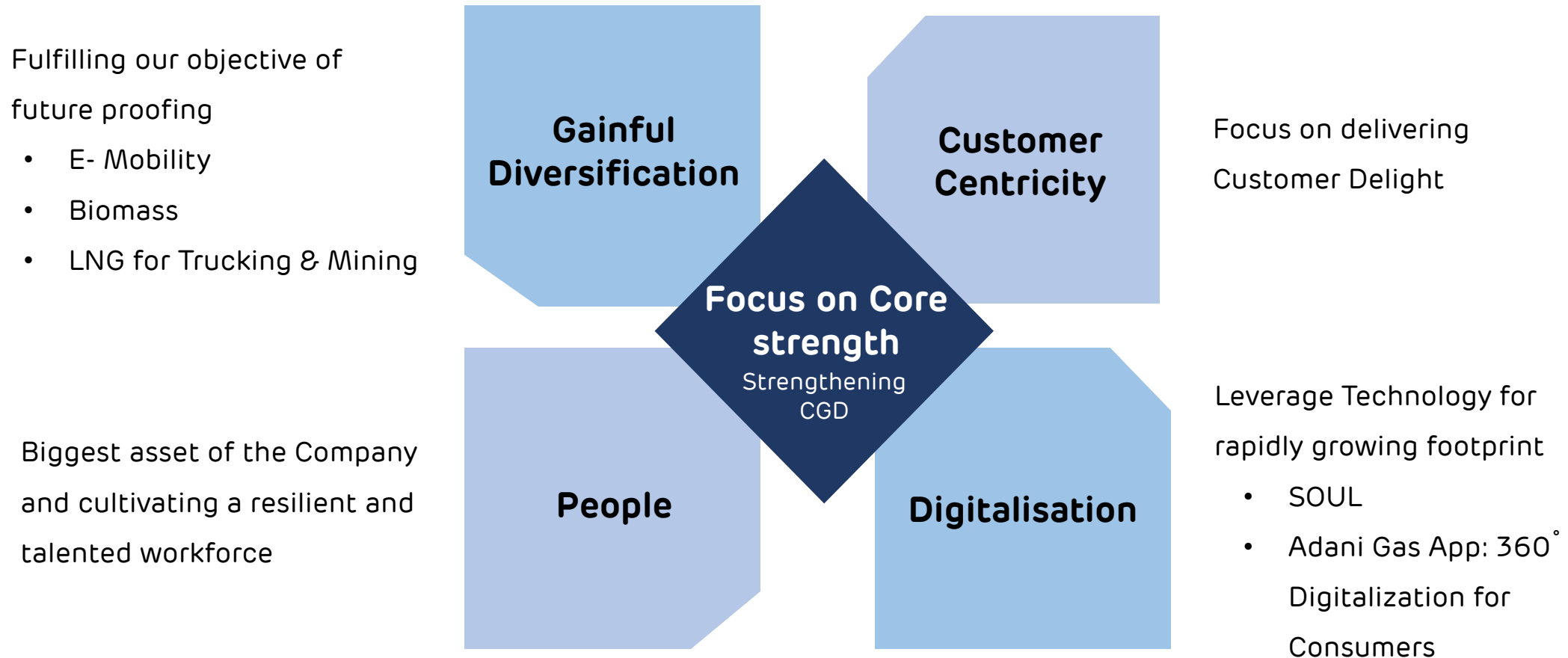
ATGL: Well positioned for industry leading growth



1. 50:50 JV between ATGL & Indian Oil Corporation Ltd. (IOAGPL) operates 19 GAs; 2. TotalEnergies Holdings SAS, worlds second largest LNG private player acquired 37.4% stake in ATGL in Feb-2020.

GAs: Geographical Areas; JV: Joint Venture; CGD: City Gas Distribution; SCADA: Supervisory control and data acquisition; CNG: Compressed Natural Gas; O&M: Operations & Maintenance; mmscmd: Million Metric Standard Cubic Meters per Day; PNG: Piped Natural Gas; ESG: Environmental, Social & Governance; HH: Households; I&C: Industrial and commercial units

Five Pillars of Transformational Journey of ATGL



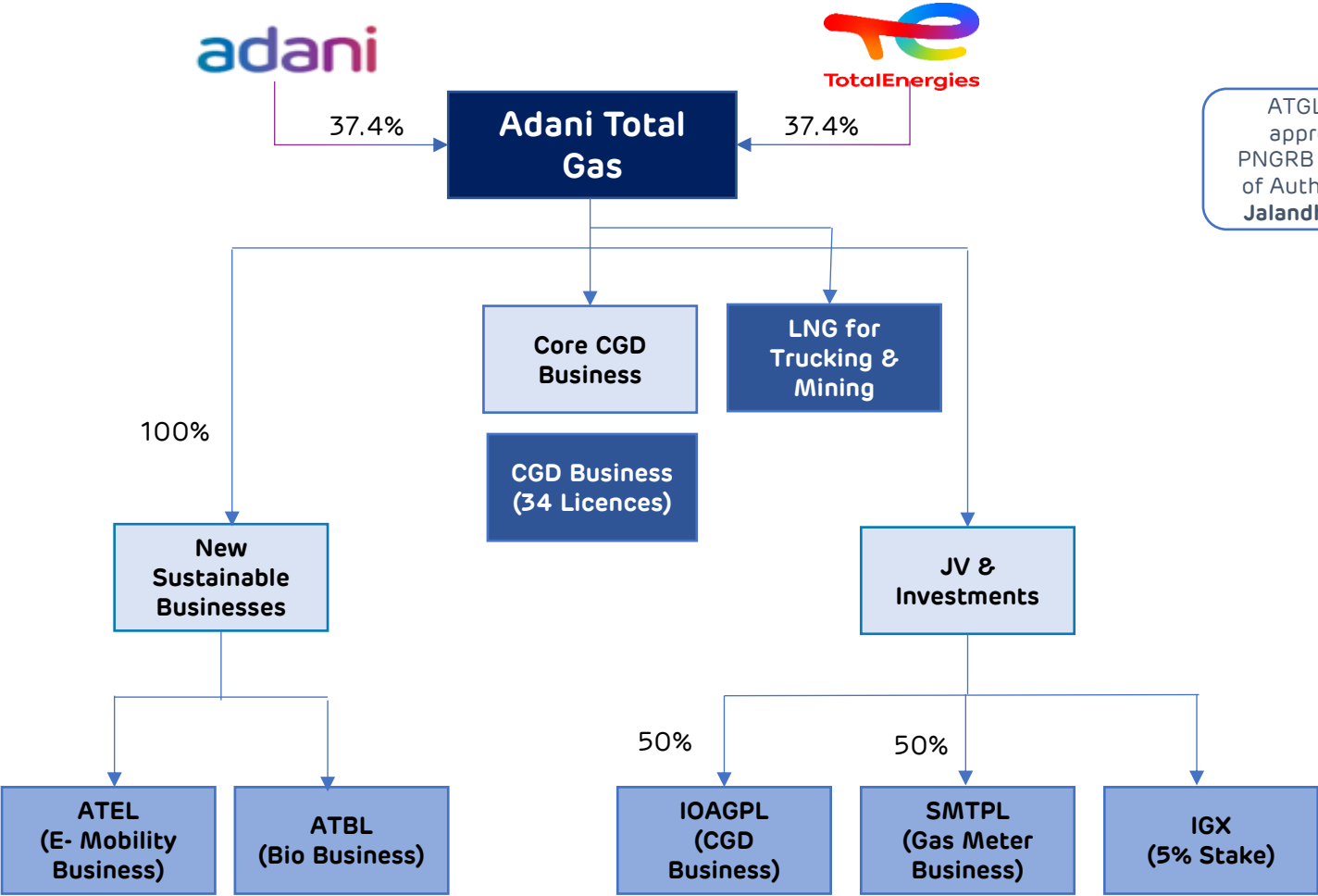
ATGL at an inflection point as we spearhead the transition towards clean energy solutions to customers.

06

About Adani Total Gas Limited

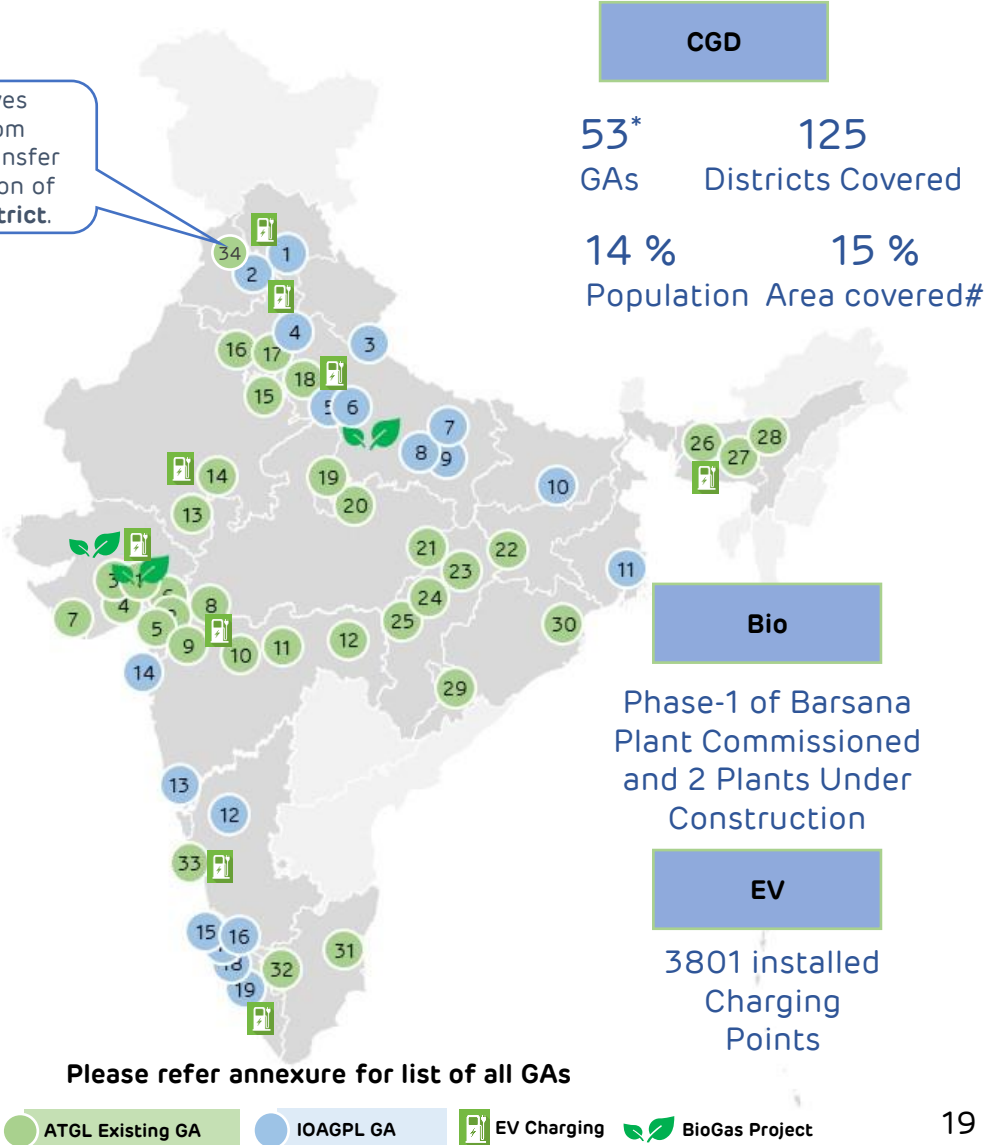


Business Structure



ATGL Presence

ATGL receives approval from PNGRB for transfer of Authorization of Jalandhar District.



ATGL – Diversified Energy Platform for meeting consumers requirement

07

ATGL: Digitization and Customer Delight





01- Projects

SOUL Control Center

- Centralized SCADA
- GIS
 - CNG stations/assets
 - LCNG Stations
 - Biogas plants

Centralized Monitoring of Assets

02- Customer Experience

My Adani Gas App Platform

- Self billing and payments
- End-to-end customer journey
- After sales services

~98% of collections are made digitally

03- Operational Excellence

Digital Platforms

- Industry cloud for Analytics based decision making
- Monitor and improve unit profitability

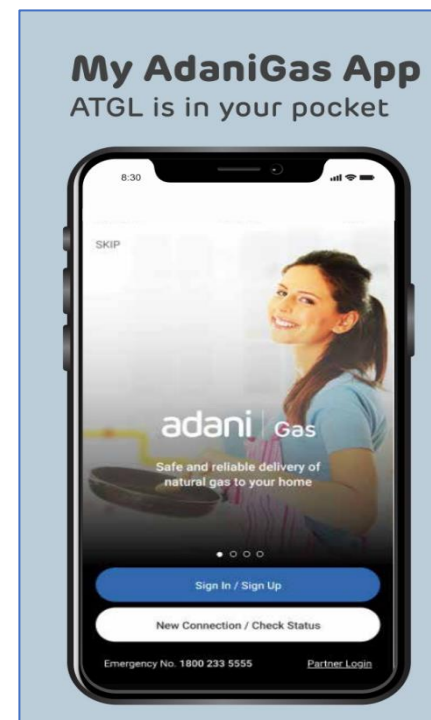
NANO

"No Automation, No Operations" — Digitize Every Manual Task



Call Addressed by IVRS

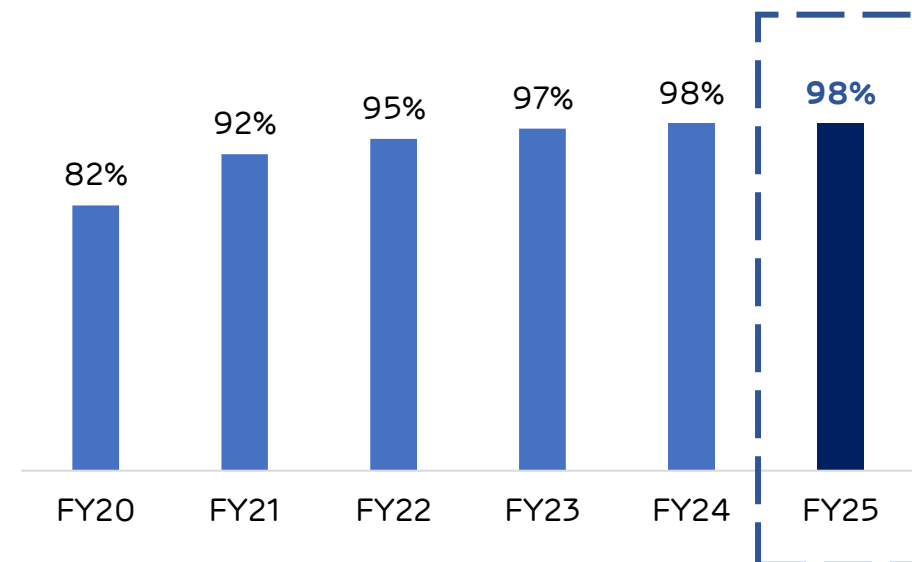
- 17% of the total calls are addressed by IVRS.
- Avg. calls handled by IVRS: 12K calls/month



Available in
Hindi | English | Gujarati

24 x 7 Customer
Support

Share of Digital Payment in all Consumer Transactions (%)



Over 98% of collection happens through Digital

100% of billing happens digitally to the consumers

Committed to Consumer Delightfulness

08

ATGL: Promoter's Overview

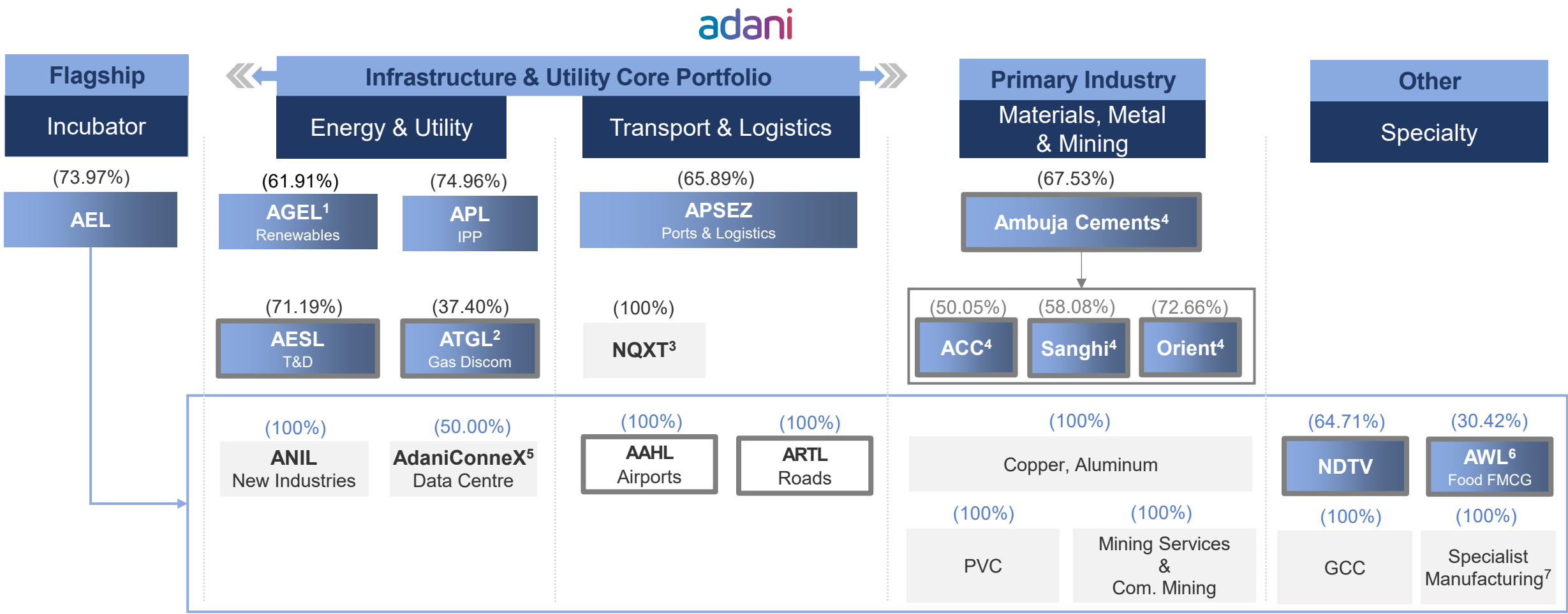


08a

About Adani Group



Adani Portfolio: A World Class Infrastructure & Utility Portfolio



(%): Adani Family equity stake in Adani Portfolio companies (%) AEL equity stake in its subsidiaries (%) Ambuja equity stake in its subsidiaries

Listed cos

Direct Consumer

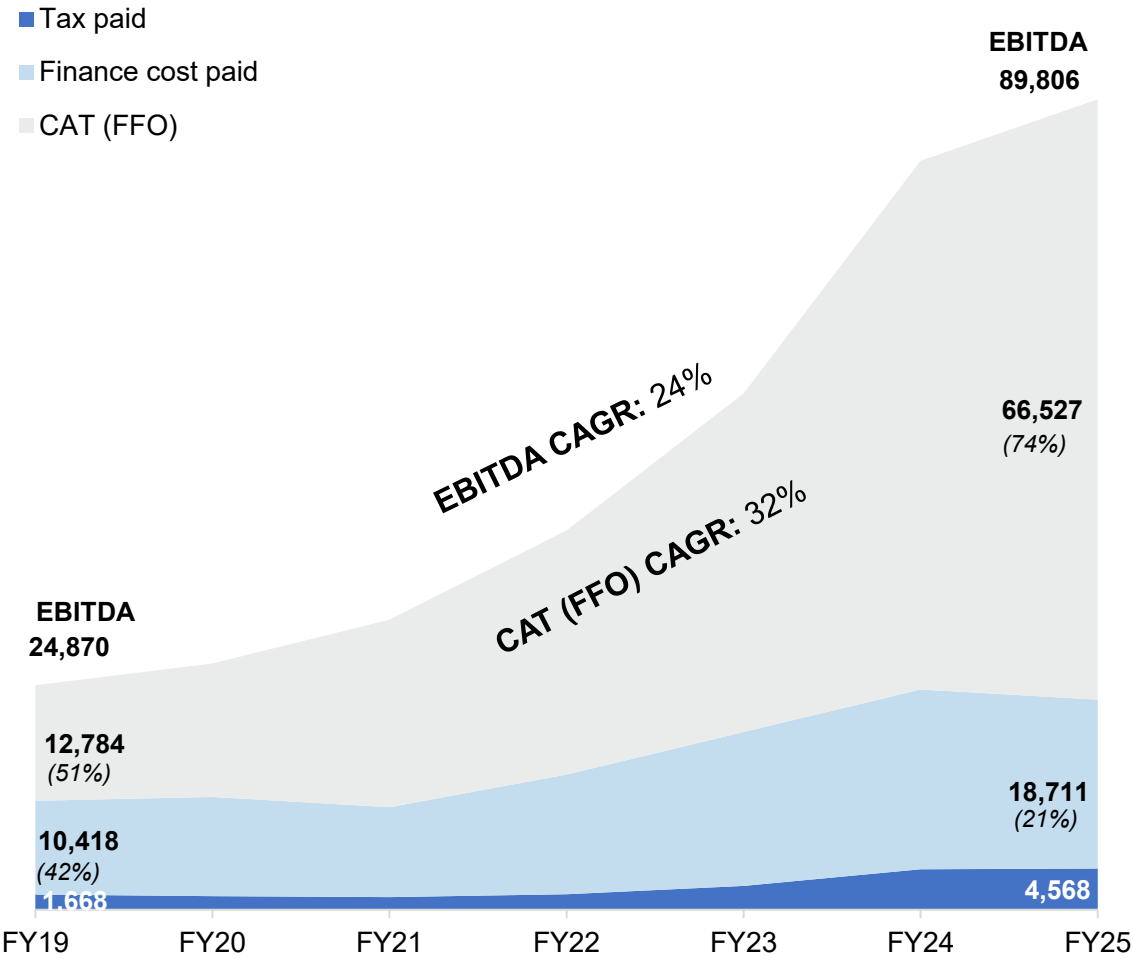
A multi-decade story of high growth centered around infrastructure & utility core

1. All 2,24,58,864 share warrants outstanding as of 30th June 2025 were converted during July 2025. Following the conversion, promoter shareholding in AGEL increased to 62.43% as of 18th July 2025 | 2. ATGL: Adani Total Gas Ltd, JV with Total Energies | 3. NQXT: North Queensland Export Terminal. On 17th Apr'25, Board of Directors have approved the acquisition of NQXT by APSEZ, transaction will be concluded post pending regulatory approval. | 4. Cement includes 67.53% (67.57% on Voting Rights basis) stake in Ambuja Cements Ltd. as on 30th Jun'25 which in turn owns 50.05% in ACC Limited. Adani directly owns 6.64% stake in ACC Limited. | 5. Data center, JV with EdgeConnex | 6. AWL Agri Business Ltd. : AEL to exit Wilmar JV, diluted 13.50% through Offer For Sale (Jan'25), 10.42% stake has been diluted through Block Deal during Jul'25, agreement signed for residual 20% stake dilution. | 7. Includes the manufacturing of Defense and Aerospace Equipment | AEL: Adani Enterprises Limited | APSEZ: Adani Ports and Special Economic Zone Limited | AESL: Adani Energy Solutions Limited | T&D: Transmission & Distribution | APL: Adani Power Limited | AGEL: Adani Green Energy Limited | AAHL: Adani Airport Holdings Limited | ARTL: Adani Roads Transport Limited | ANIL: Adani New Industries Limited | IPP: Independent Power Producer | NDTV: New Delhi Television Ltd | PVC: Polyvinyl Chloride | GCC: Global Capability Centre | Promoter's holdings are as on 30th June, 2025.

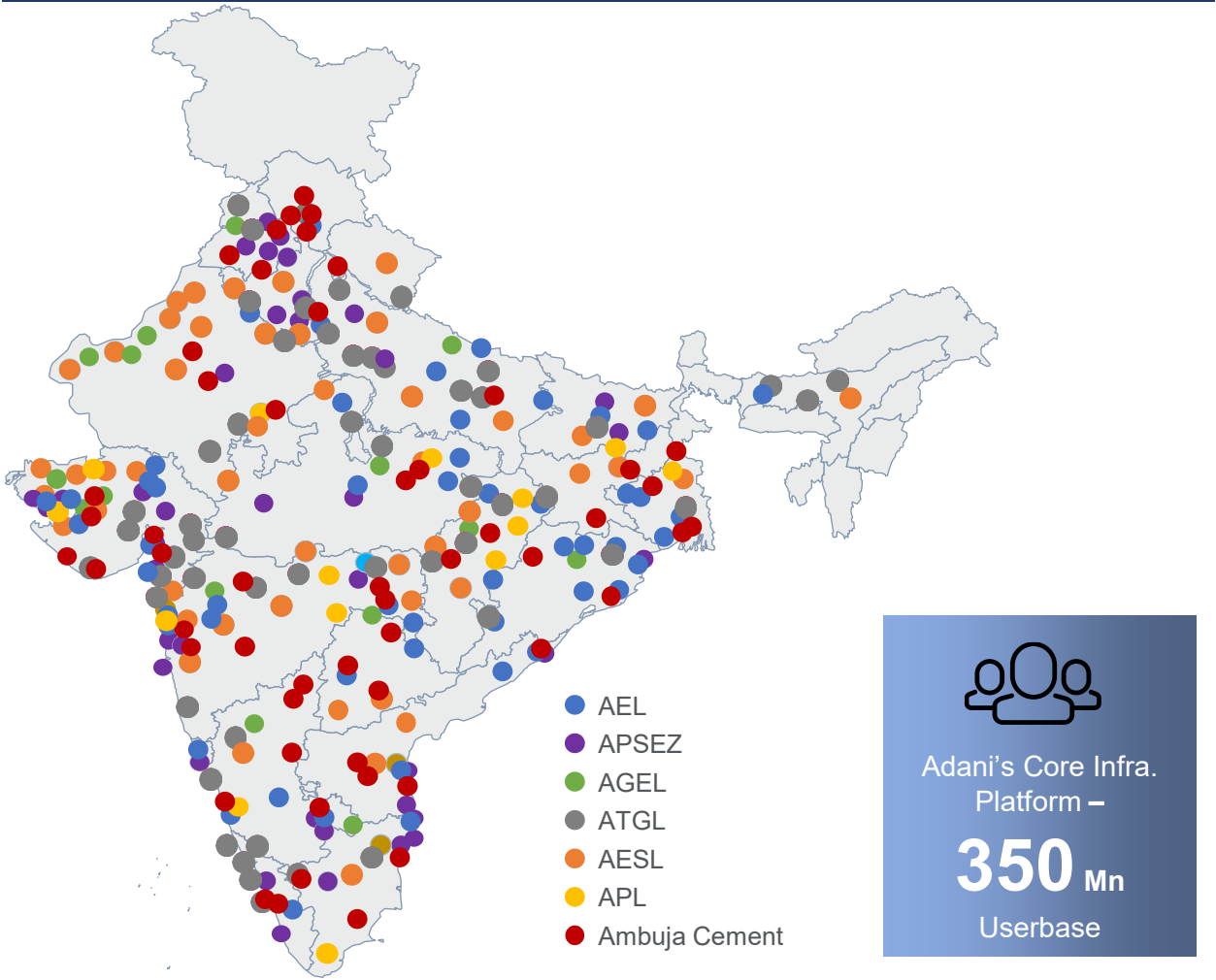
Adani Portfolio: Best-in class growth with national footprint

All figures in INR cr

Predictable, high and rising free cash flow

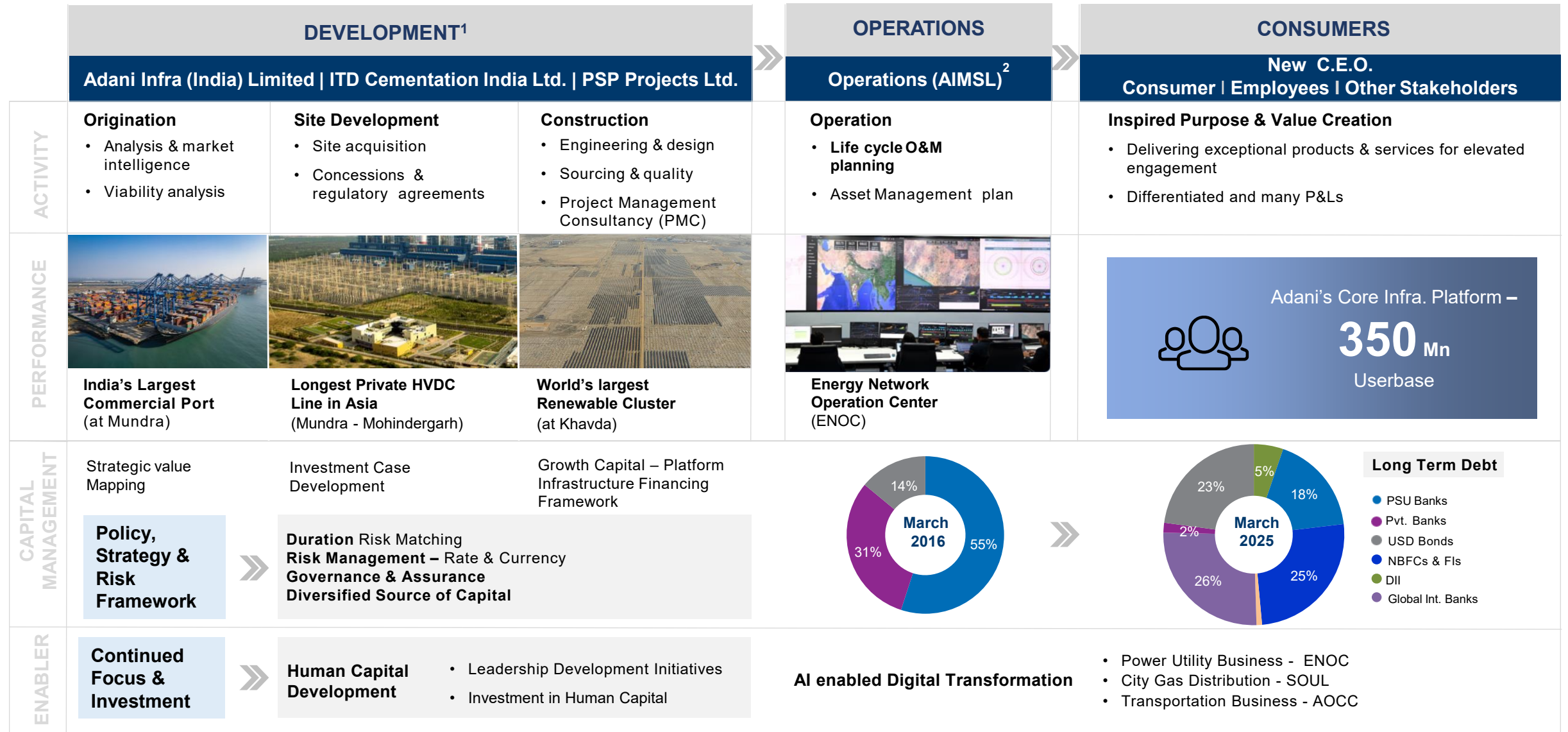


National footprint with deep coverage



EBITDA: Earning before Interest Tax Depreciation & Amortization | EBITDA: PAT + Share of profit from JV + Tax + Deferred Tax + Depreciation + Finance Cost + Forex Loss / (Gain) + Exceptional Items | FFO: Fund Flow from Operations | FFO : EBITDA – Actual Finance cost paid (excl. Capitalized Interest, incl. Int. on Lease Liabilities)– Tax Paid | AEL: Adani Enterprises Limited | APSEZ: Adani Ports and Special Economic Zone Limited | AGEL: Adani Green Energy Limited | ATGL: Adani Total Gas Limited | AESL: Adani Energy Solutions Limited | APL: Adani Power Limited

Adani Portfolio: Repeatable, robust & proven transformative model of investment



Note : 1. ITD Cementation India Ltd.: Completed acquisition of 67.47% shares (20.83% from public through open offer and 46.64% from erstwhile promoters). PSP Projects Ltd.: AAIL has acquired 11.32% shares from public through open offer. In process of complying with conditions for acquisition of shares from existing promoters. Once the transaction is completed, AAIL and existing promoters shall hold equal shareholding. | 2. Adani Environmental Resource Management Services Ltd. (additional company is being proposed) | O&M: Operations & Maintenance | HVDC: High voltage direct current | PSU: Public Sector Undertaking (Public Banks in India) | GMTN: Global Medium-Term Notes | SLB: Sustainability Linked Bonds | AEML: Adani Electricity Mumbai Ltd. | AIMSL : Adani Infra Mgt Services Pvt Ltd | IG: Investment Grade | LC: Letter of Credit | DII: Domestic Institutional Investors | COP26: 2021 United Nations Climate Change Conference | AGEL: Adani Green Energy Ltd. | NBFC: Non-Banking Financial Company | AAIL: Adani Infra (India) Ltd. | AOCC : Airport Operations Control Center

08b

About Total Group

- TotalEnergies is a global integrated energy company that produces and markets energies: oil and biofuels, natural gas, biogas and low-carbon hydrogen, renewables and electricity.
- The company is committed to provide as many people as possible with energy that is more reliable, more affordable and more sustainable.
- TotalEnergies aims at placing Sustainability in all its dimensions at the heart of its strategy, its projects and its operations and at establishing the benchmark for endorsement of the Sustainable Development Goals.



OIL



NATURAL
GAS



ELECTRICITY



HYDROGEN



BIOMASS



WIND



SOLAR

Our integrated business model

We are present across the entire value chain, from production to distribution

Our employees

100,000+ people representing 170 nationalities and 740+ professions
A diversity which is decisive for our competitiveness and attractiveness

Our global footprint

We are active in about 120 countries

FINANCIAL PERFORMANCE

\$15.8 bn

Net Income in 2024
(TotalEnergies Share)

15.8%

Return on Equity -2024

OPERATIONAL PERFORMANCE

2,434 kboe/d



Hydrocarbon production⁽¹⁾

41.1 TWh



Net power production⁽²⁾

15.5 Mt



LNG production

26 GW



Gross installed renewable power generation capacities⁽³⁾

2.8 Million



Clients Gas

6.1 Million



Clients Power

39.8 Mt



LNG Sales

62.3 GW



Gross renewable power generation capacity in development (GW)⁽³⁾

OUR 2030 OBJECTIVES

MORE ENERGY

+ 4%/year
energy production over the 2024-2030 period



LESS EMISSIONS

- 40%¹
net reduction in our Scope 1+2 in 2030 vs. 2015. Already **-26%** in 2024, and **-36%** in O&G



>100 TWh
of electricity generation by 2030



- 25%
Lifecycle carbon intensity of energy products sold (**-16.5%** in 2024 vs 2015)³



1.5 Mt/year
of *Sustainable Aviation Fuel* (SAF) by 2030



>100 million
people supplied with Clean Cooking



(1) Company production = E&P production + Integrated LNG production.


(2) Solar, wind, hydroelectric and gas flexible capacities.

(3) Includes 20% of Adani Green Energy Ltd's gross capacity, 50% of Clearway Energy Group's gross capacity effective third quarter 2022, and 49% of Casa dos Ventos' gross capacity effective first quarter 2023.

Annexure

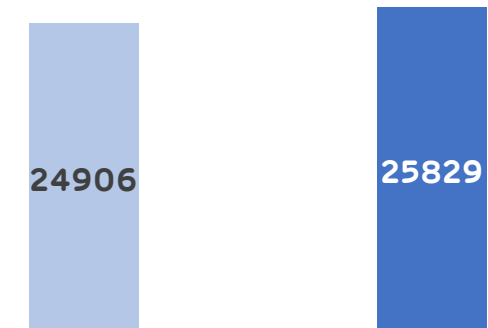
Infrastructure Update - incl. JV – IOAGPL : As on 30 June 2025

CNG Stations



6 New CNG stations added in Q1FY26


Steel Network in Inch-Km



923 Steel IK network were added in Q1FY26


PNG Connections

No of Households (Lakhs)




Addition of ~ 35K Domestic Connections in Q1FY26

No of Industrial Connections



Addition of 145 Industrial Customers in Q1FY26

No of Commercial Connections



Addition of 167 Commercial Customers in Q1FY26

ATGL Key Financials : Income Statement Summary – Standalone (INR Cr)

Particulars	Quarter Ended			Year Ended
	30-Jun-25	31-Mar-25	30-Jun-24	31-Mar-25
Revenue from Operations	1491	1448	1237	5398
Cost of goods sold	1049	1015	804	3680
Operating & other expenses	150	168	137	585
Total Expenditure	1199	1183	941	4265
Op. EBIDTA	292	265	296	1133
Other Income	9	9	12	34
EBIDTA	301	274	308	1167
Interest Expenses	28	24	26	100
Depreciation & Amortization Expenses	54	52	45	198
Profit Before Tax	219	198	237	868
Total tax expense	57	49	60	220
Profit After Tax	162	149	177	648
Earning Per Share (In Rs.)	1.47	1.36	1.61	5.89

ATGL Key Financials : Income Statement Summary – Consolidated (INR Cr)

Particulars	Quarter Ended			Year Ended
	30-Jun-25	31-Mar-25	30-Jun-24	31-Mar-25
Revenue from Operations	1498	1453	1239	5412
Cost of goods sold	1052	1014	804	3685
Operating & other expenses	154	173	138	593
Total Expenditure	1205	1187	943	4278
Op. EBIDTA	293	266	296	1133
Other Income	8	8	9	31
EBIDTA	301	274	305	1164
Interest Expenses	28	24	26	101
Depreciation & Amortization Expenses	56	53	46	204
PBT before share of profit from joint ventures	218	197	233	860
Share in Profit/ (Loss) from Joint Venture	4.2	6.2	(1.6)	15.0
Profit Before Tax	222	204	232	875
Total tax expense	57	49	60	220
Profit After Tax (Consolidated)	165	155	172	654
Earning Per Share (In Rs.)	1.50	1.41	1.56	5.95

ATGL : List of Location

ATGL GAS

S.No.	Geographical Area	State
1	Ahmedabad City and Daskroi Area	Gujarat
2	Vadodara (part)	Gujarat
3	Surendranagar (EAAA)	Gujarat
4	Barwala & Ranpur Talukas	Gujarat
5	Navsari (EAAA) , Surat (EAAA), Tapi (EAAA) & the Dangs	Gujarat
6	Kheda (EAAA) & Mahisagar	Gujarat
7	Porbandar	Gujarat
8	Burhanpur, Khandwa, Khargone and Harda districts	Madhya Pradesh
9	Alirajpur, Nandurbar and Barwani districts	Maharashtra and Madhya Pradesh
10	Akola, Hingoli and Washim districts	Maharashtra
11	Balasore, Bhadrak & Mayurbhanj	Odisha
11	Amravati and Yavatmal districts	Maharashtra
12	Bhandara, Gondiya and Garchiroli districts	Maharashtra
13	Chittorgarh (Other than Rawatbhata) & Udaipur Districts	Rajasthan
14	Bilwara & Bundi Districts	Rajasthan
15	Nuh & Palwal	Haryana
16	Bhiwani, Charkhi Dadri & Mahendragarh Districts	Haryana
17	Faridabad	Haryana
18	Khurja	Uttar Pradesh
19	Jhansi (EAAA), Bhind, Jalaun, Lalitpur and Datia	Uttar Pradesh, Madhya Pradesh
20	Tikamgarh, Niwari, Chattarpur and Panna districts	Madhya Pradesh
21	Anuppur, Bilaspur and Korba	Madhya Pradesh, Chhattisgarh
22	Gumla, Latehar, Lohardaga, Simdega, Garhwa and Khunti districts	Jharkhand
23	Jashpur, Raigarh, Janjgir-Champa and Mahasamund districts	Chhattisgarh
24	Mungeli, Bemetara, Durg, Balod and Dhamtari districts	Chhattisgarh
25	Kabirdham, Raj Nandgaon and Kanker districts	Chhattisgarh
26	Kokrajhar, Dhubri, South SalmaraMankachar and Goalpara districts	Assam
27	Baksa, Barpeta, Bongaigaon, Chirang, Nalbari and Bajali districts	Assam
28	Nagaon, Morigaon, Hojai, Karbi Anglong and West Karbi Anglong districts	Assam
29	Koraput, Malkangiri, and Nabarangpur districts	Odisha
31	Cuddalore, Nagapatinam & Tiruvarur Districts	Tamil Nadu
32	Tiruppur District	Tamil Nadu
33	Udupi District	Karnataka
34	Jalandhar District	Punjab

IOAGPL GAS

S.No.	Geographical Area	State
1	Panchkula (EAAA), Sirmaur Districts, Shimla & Solan (EAAA) District	Haryana
2	Chandigarh	Chandigarh
3	Udham Singh Nagar	Uttarakhand
4	Panipat	Haryana
5	Allahabad (EAAA), Bhadohi & Kausambi Districts	Uttar Pradesh
6	Prayagraj	Uttar Pradesh
7	Bulandshahr (EAAA), Aligarh & Hathras Districts	Uttar Pradesh
8	Bulandshahr (Part)	Uttar Pradesh
9	Jaunpur and Ghazipur Districts	Uttar Pradesh
10	Gaya & Nalanda Districts	Bihar
11	Burdwan District	West Bengal
12	Dharwad	Karnataka
13	South Goa	Goa
14	Daman	Daman & Diu
15	Ernakulum	Kerala
16	Kozhikode & wayanad Districts	Kerala
17	Malappuram Districts	Kerala
18	Kannur, Kasargod & Mahe Districts	Kerala
19	Palakkad & Thrissur Districts	Kerala

Legal Disclaimer

Certain statements made in this presentation may not be based on historical information or facts and may be “forward-looking statements,” including those relating to general business plans and strategy of Adani Total Gas Limited (“ATGL”), its future outlook and growth prospects, and future developments in its businesses and competitive and regulatory environment, and statements which contain words or phrases such as ‘will’, ‘expected to’, etc., or similar expressions or variations of such expressions. Actual results may differ materially from these forward-looking statements due to a number of factors, including future changes or developments in its business, its competitive environment, its ability to implement its strategies and initiatives and respond to technological changes and political, economic, regulatory and social conditions in India. This presentation does not constitute a prospectus, offering circular or offering memorandum or an offer, or a solicitation of any offer, to purchase or sell, any shares and should not be considered as a recommendation that any investor should subscribe for or purchase any of ATGL’s shares. Neither this presentation nor any other documentation or information (or any part thereof) delivered or supplied under or in relation to the shares shall be deemed to constitute an offer of or an invitation by or on behalf of ATGL. ATGL, as such, makes no representation or warranty, express or implied, as to, and does not accept any responsibility or liability with respect to, the fairness, accuracy, completeness or correctness of any information or opinions contained herein. The information contained in this presentation, unless otherwise specified is only current as of the date of this presentation.

ATGL assumes no responsibility to publicly amend, modify or revise any forward-looking statements, on the basis of any subsequent development, information or events, or otherwise. Unless otherwise stated in this document, the information contained herein is based on management information and estimates. The information contained herein is subject to change without notice and past performance is not indicative of future results. ATGL may alter, modify or otherwise change in any manner the content of this presentation, without obligation to notify any person of such revision or changes. No person is authorized to give any information or to make any representation not contained in and not consistent with this presentation and, if given or made, such information or representation must not be relied upon as having been authorized by or on behalf of ATGL. This presentation is strictly confidential. This presentation does not constitute an offer or invitation to purchase or subscribe for any securities in any jurisdiction, including the United States. No part of its should form the basis of or be relied upon in connection with any investment decision or any contract or commitment to purchase or subscribe for any securities. None of our securities may be offered or sold in the United States, without registration under the U.S. Securities Act of 1933, as amended, or pursuant to an exemption from registration therefrom. This presentation is confidential and may not be copied or disseminated, in whole or in part, and in any manner. This presentation contains translations of certain Rupees amounts into U.S. dollar amounts at specified rates solely for the convenience of the reader.

Mr. Priyansh Shah

Investor Relations

Priyansh.shah@Adani.com

+91 79 6624 3054

ADANI TOTAL GAS LIMITED

Visit us at <https://www.adanigas.com/> or





THANK YOU

