

July 8, 2022

To,
BSE Limited
Dept. DSC_CRD
Phiroze Jeejeebhoy Towers,
Dalal Street
Mumbai 400 001

BSE Scrip Code: **506222**

National Stock Exchange of India Limited
Exchange Plaza,
Plot No. C/1, 'G' Block,
Bandra- Kurla Complex,
Bandra ('E')
Mumbai 400 051
NSE Symbol: **INEOSSTYRO**

Subject: Notice of 49th Annual General Meeting and Annual Report of the Company for the Financial Year 2021-22.

Dear Sir,


The 49th Annual General Meeting ("AGM") of the Shareholders of the Company will be held on Wednesday, August 10, 2022 at 11.30 a.m. (IST) through Video Conferencing ("VC") / Other Audio-Visual Means ("OAVM"). The Notice convening the AGM is enclosed herewith.

Pursuant to Regulation 34(1) of the SEBI (Listing Obligations and Disclosure Requirements) Regulations, 2015 (Listing Regulations), as amended from time to time, we hereby submit, through e-filing mode, the 49th Annual Report of the Company for the financial year ended March 31, 2022 comprising of, inter-alia, Notice of the 49th AGM of the Company, Board's Report along with its annexes, Management Discussion & Analysis, Report on Corporate Governance, Business Responsibility Report, Independent Auditors' Report, Audited Financial Statements including Cash Flow Statements on Standalone basis and relevant Notes attached thereto.

We request you to kindly take the same on your record.

Thanking you.
Yours Faithfully,

For **INEOS Styrolution India Limited**



Abhijaat Sinha
Head Legal & Company Secretary



Encl.: As above.

49th ANNUAL REPORT 2021-22

INEOS Styrolution India Limited



INEOS
STYROLUTION

Driving Success. Together.

CARE BEYOND BOUNDARIES



The Corporate Social Responsibility Committee of the Board of Directors of the Company plans and approves sustainable community outreach activities and initiatives based on core themes - promotion of education, preventive healthcare, infrastructural support, environment protection, livelihood enhancement and community welfare. This year the Company strengthened this bond with the community through several CSR activities like building smart classrooms and rooftop solar electricity generating system at primary schools in Sankarda and Rayaka. INEOS Styrolution supports computer literacy and special training at Dhvani school of differently abled students at Bharuch. We also donated a school van and annual ration to Special Education Society run by Sai school in Vadodara.

A mobile health unit service for 25 villages near Nandesari, Moxi and Katol plants spreading health and hygiene awareness, free check-ups, and medications to patients. The project reaches 5 Lakh population.

INEOS Styrolution built a multipurpose hall at Koyali and has helped to set up COVID Health centre at Nandesari, emergency isolation wards in Katol, Moxi and rebuilt the local crematorium at Bajwa. The Company donated medical equipment like oxygen concentrators, BiPAP machines, oximeters, BP monitors, digital thermometers, blood test strips, masks, gloves, adult diapers and sanitizing liquid to Primary Health Centres in villages near all plants. The company also donated food packets to frontline workers, COVID patients and families and ration kits to needy families during the second wave in villages and Vadodara.

We are committed to our sustainability and environment protection vision. INEOS Styrolution developed ten Aushadhya Udyan – Herbal garden in village schools near Moxi and Nandesari.

SPEARHEADING STYRENICS IN INDIA

PLANTS IN INDIA



INEOS Styrolution India Limited is the leader and number one producer of ABSOLAC® (ABS) in India. ABS is a plastic resin produced from Acrylonitrile, Butadiene & Styrene, used for manufacturing of home appliances, automobiles, consumer durables and business machines. The company is also a leading manufacturer of Polystyrene (PS) and ABSOLAN® (SAN) which is a polymerized plastic resin produced from Styrene & Acrylonitrile, and mainly used for products such as lightings, stationeries, novelties, refrigerators and cosmetic packing. With over 45 years of pioneering experience, INEOS Styrolution India Limited has been the most preferred supplier to our esteemed customers. We take immense effort in analyzing and understanding our customer's requirements to offer innovative solutions that enhances quality of their products. Our commitment to offer best-in-class products and customized solutions has put us in number one position. We are committed to work hand in hand with our customers to drive success together. Our parent company, INEOS Styrolution is the leading, global styrenics supplier with a focus on styrene monomer, polystyrene, ABS Standard and styrenic specialties. With world-class production facilities and more than 85 years of experience, INEOS Styrolution helps its customers succeed by offering the best possible solution, designed to give them a competitive edge in their markets. The company provides styrenic applications for many everyday products across a broad range of industries, including automotive, electronics, household, construction, healthcare, toys/sports/leisure, and packaging.

BOARD OF DIRECTORS

An experienced, dedicated management team

INEOS Styrolution India Limited brings together a team of industry executives who understand the challenges facing customers in their specific markets. Their commitment to excellence and decades of experience in the styrenics industry offer genuine added value.



Robbie Alphons Maria Buntinx
Chairman

Mr. Rob Buntinx is INEOS Styrolution's President Asia-Pacific. He also holds responsibility for the company's R&D, as well as its Global Automotive and Healthcare industry teams. Mr. Buntinx started his career in 1990 at DSM in the Netherlands, where he held various technical and marketing roles. After joining BASF in 1999, he filled a number of commercial management positions in the company's specialty polymers organization. In 2011, he joined INEOS Styrolution as Vice President Styrenic Specialties EMEA. He assumed the role of Senior Vice President Global Industry Management and R&D as well as President Europe, Middle East and Africa. He has a degree in chemical engineering from Hogeschool Zuyd in the Netherlands.



Anil Shankar
Independent Director

Mr. Anil Shankar is a qualified Chartered Accountant from the Institute of Chartered Accountants of India (ICAI). He has rich professional experience of over 38 years in General and Financial Management with leading multinationals including Siemens, Motorola, Boston Scientific and Goodyear. Besides Operational and Strategic Financial Management, he has been engaged in various activities including Supply Chain Management, Human Resources, IT, Taxation and Legal and has particular expertise in Mergers and Acquisitions. Mr. Shankar has served on the Boards of Motorola Group of Companies and Polaroid India. During his last assignment, he was a member of the Board of Directors and CFO of SIEMENS Healthcare. He holds a MBA in Finance and International Business from Bowling Green State University, Ohio, USA.



Vinesh Sadekar
Independent Director

Mr. Vinesh Sadekar brings over 41 years of extensive experience with deep technical, commercial and general management expertise coupled with strong business acumen across various functions from Petrochemicals, Pharmaceutical & Life sciences to Specialty Chemicals industries. He has held several C-level positions with Indian blue-chip and multinational companies. He has served as President/CEO/MD of various companies in RPG group, Danish MNC Cheminova, Navin Fluorine International Ltd, Deepak Fertilisers and Petrochemicals Ltd. He currently holds Independent Director status in Enpro Industries Private Ltd. and Anupam Rasayan India Ltd . He was also an Independent Director of Johnson Controls Hitachi Air Conditioning India Ltd for 7 years between 2011-2018. Mr. Vinesh has held the position of Chairman of Human Resource committee of OPPI – the Organisation of Pharmaceutical Producers of India representing the MNC pharma industry in India between 1999 to 2002. He is also the Founder Managing Director of a leading innovative energy saving, air and water treatment solutions Company which has achieved significant and tangible success in India and other countries helping companies go-green and improve their carbon footprint. Mr. Vinesh has a degree in Chemical Engineering from prestigious UDCT Mumbai, India.



Sandra Martyres
Independent Director

Ms. Sandra Martyres holds a Master's Degree in Economics from Bombay University; a Diploma in Business Administration; is a CAIIB & has a double certification in Commercial French from Alliance Francaise de Paris and the Chambre de Commerce et Industrie de Paris. She has a banking career spanning over 35 years. She started with Indian Bank where she worked in various capacities covering retail banking, trade finance, Foreign Exchange dealing. Thereafter she joined Societe Generale from where she retired as Deputy CEO - India. She received trainings in the Bank's offices in London, Paris, Singapore, Hong Kong and an Investment Banking Training at Kellogg's in Chicago. During her tenure with Societe Generale, she was actively involved in the bank's foray into CSR, Financial Inclusion etc. She also headed the Indian Chapter of SG Feminin - a global initiative of the Societe Generale group to promote diversity in the workplace. Besides, she was a Director on the Boards of ALD Automotive India P. Ltd. and SG Wealth Management Services P. Ltd. (subsidiaries of the Societe Generale Group).



Sanjiv Vasudeva
Managing Director &
Chief Executive Officer

Mr. Sanjiv Vasudeva is the Managing Director of INEOS Styrolution India Limited. He has a rich professional experience of over 30 years in multinationals like GE, SABIC & INEOS. He is a Chemical Engineer and a certified Master Black Belt - Six Sigma. He has worked for 10 years in The Netherlands with G.E. Plastics in Quality Six Sigma, Product management and Manufacturing roles followed by 8 years in Singapore with G.E. Plastics and SABIC in Commercial and P&L leadership roles before moving to India in 2010. He was Country Head for SABIC Innovative Plastics India before joining INEOS Styrolution India Limited in 2016. He has completed his Chemical Engineering degree from MS University of Baroda.



Sanjeev Madan
Whole-time Director &
Chief Financial Officer

Mr. Sanjeev Madan is the Whole-time Director and Chief Financial Officer of INEOS Styrolution India Limited. He is an accomplished Chartered Accountant from the Institute of Chartered Accountants of India (ICAI) and Bachelor in Commerce (Honors) from Shri Ram College of Commerce, Delhi University. He has rich professional experience of over 25 years in handling business financial planning and execution, strategic business support, financial control & reporting, taxation, statutory & regulatory compliances, funding & treasury management, process automation and ERP implementation. He has diverse experience in various industries like Chemical, Lubricant, Telecom, FMCG and Consultancy. He has previously worked with major reputed companies like SABIC Innovative plastic, Valvoline Cummins India Ltd., Bharti Airtel Limited, Coca Cola India and Ernst & Young.


PRODUCT PROFILE



ABSOLAC® / NOVODUR® (ABS)

ABSOLAC®/ NOVODUR® is a plastic resin produced from acrylonitrile butadiene styrene (ABS). ABSOLAC® is produced exclusively in India. The products are available pre-coloured and can be tailored to your needs.

INEOS Styrolution's specialty acrylonitrile butadiene styrene (ABS) copolymers feature grades characterised by easy processing ease, high aesthetic colourful surfaces and excellent paintability, as well as good impact strength and heat resistance. They also exhibit high adhesion strength required for electroplating, as well as good mechanical strength and chemical resistance. It has applications diverse from automotive exterior: radiator grilles, light housing spoiler, helmets and automotive interior: loudspeaker grilles. Housing for electronic devices, household applications and office equipment.



ABSOLAN® (SAN)

INEOS Styrolution's styrene acrylonitrile polymer (SAN) portfolio is available for the local market in India. ABSOLAN® grades feature a very well balanced property profile ranging from excellent transparency and good chemical resistance to high stiffness, and good dimensional stability. It has applications diverse from industrial goods, stationery, electrical appliances, household applications and cosmetic jars.



LURAN® S (ASA)

INEOS Styrolution's acrylonitrile styrene acrylate (ASA) polymers are the benchmark styrenic polymer for weather resistance. The grades in the Luran S portfolio feature high surface quality, excellent chemical resistance and good impact strength, including enhanced color fastness and superior long-term performance when exposed to UV irradiation and heat. It has applications diverse from automotive exterior: radiator grilles, mirror housings and automotive interiors: overhead compartments. Household applications, PVC cap stock for sheets, sidings, roof tiles and gardening equipment.



NOVODUR® HIGH HEAT (ABS HH)

INEOS Styrolution's speciality acrylonitrile butadiene styrene (ABS) is the material of choice for heat resistance and aesthetics. The copolymers feature grades with a well-balanced mix of properties for injection molding, including good impact strength, dimensional stability and heat resistance. Novodur® high heat is easy to process and creates highly aesthetic, colourful surface appearance. The versatile product line is available pre-coloured and contains products with unique features to fit the most demanding product applications. Like for automotive exterior: mirror housings, light housings, front grills, trims and for automotive interiors: glove box, centre consoles and instrument panel trims. Vacuum cleaners housings and coffee machines.



STYROLUTION® PS General Purpose Polystyrene (GPPS)

INEOS Styrolution's STYROLUTION® PS-General Purpose Polystyrene (GPPS) resins are transparent polymers suitable for injection molding and extrusion applications. Uses for these products vary from food service and food packaging to refrigerator components, healthcare and diagnostic and lab ware as well as XPS insulation. Flexible property makes it ideal for toys, cases, hangers, plastic cups, IT equipment, jewel boxes, disposable medical products, bath accessories and garden equipments.



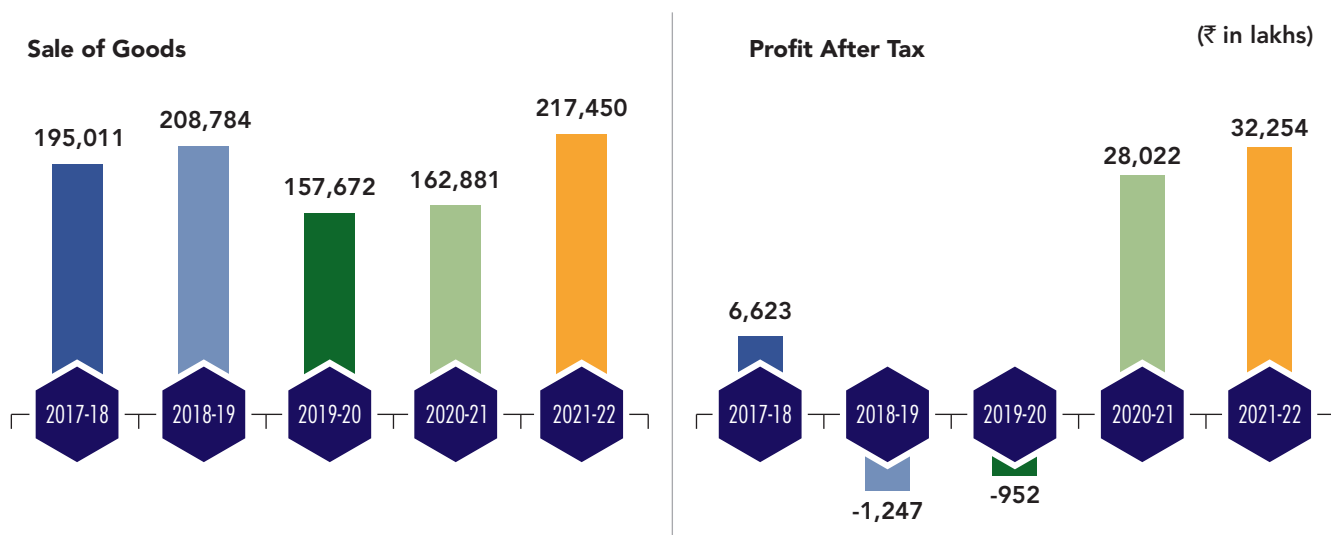
STYROLUTION® PS-High Impact Polystyrene (HIPS)

INEOS Styrolution's STYROLUTION® PS-High Impact Polystyrene (HIPS), impact modified PS resins are a line of robust grades designed to fulfil a variety of customer's needs. Whether the application is intended for a single use yogurt cup or a durable refrigerator liner, STYROLUTION® PS HIPS resins can meet the demands of technically challenging applications. Key applications are Electronic goods housings, Refrigerator liners and parts, Toys and Stationary products, household items, Food packaging products like cups, dishes, containers, yogurt bottles etc.

5 YEARS STATISTICAL INFORMATION

(₹ in lakhs)

YEAR	2021-22	2020-21	2019-20	2018-19	2017-18
Equity Share Capital	1,758.6	1,758.6	1,758.6	1,758.6	1,758.6
Other Equity	83,884.8	87,119.4	59,170.0	60,567.4	62,693.2
Total Equity	85,643.3	88,878.0	60,928.6	62,326.0	64,451.8
Borrowings - Long Term	952.7	3,319.1	6,300.0	8,900.0	2,300.0
Funds Employed	86,596.0	92,197.1	67,228.6	71,226.0	66,751.8
Net Worth per equity (Rs)	487.0	505.4	346.5	354.4	366.5
Current Ratio	3.0	3.0	1.8	1.7	1.9
YEAR	2021-22	2020-21	2019-20	2018-19	2017-18
INCOME AND PROFITS					
Sale of goods	217,450.5	162,880.9	157,671.9	208,784.1	195,010.9
Profit Before Tax	44,257.8	37,607.4	(1,349.8)	(1,848.1)	10,313.1
Tax	12,003.5	9,585.9	(397.6)	(601.4)	3,690.6
Profit After Tax	32,254.3	28,021.5	(952.3)	(1,246.7)	6,622.5
Earning Per Share (Rs)	183.4	159.3	(5.4)	(7.1)	37.7
Dividend Per Share (Rs)	192.0	10.0	-	2.0	4.0
Return on Net worth	37.7%	31.5%	-1.6%	-2.0%	10.3%



CONTENTS

Corporate Information	02
AGM Notice	04
Board's Report	24
Management Discussion and Analysis	34
Annexure - I - Corporate Governance Report	38
Annexure - II - Annual Report on CSR Activities	65
Annexure - III - Statement of Disclosure of Remuneration	74
Annexure - IV - Form AOC- 2	75
Annexure - V - Conservation of Energy, Technology Absorption, Foreign Exchange Earnings and Outgo	78
Annexure - VI - SHE policy	80
Annexure - VII - Secretarial Audit Report	81
Business Responsibility Reporting	86
Independent Auditor's Report	101
Financial Statements	113

INEOS Styrolution India Limited

CORPORATE INFORMATION

Board of Directors

Mr. Robbie Alphons Maria Buntinx	Chairman
Mr. Sanjiv Vasudeva	Managing Director & Chief Executive Officer
Mr. Sanjeev Madan	Whole-time Director & Chief Financial Officer
Mr. Anil Shankar	Independent Director
Mr. Vinesh Sadekar	Independent Director
Ms. Sandra Martyers	Independent Director

Key Managerial Personnel

Mr. Sanjiv Vasudeva	Managing Director & Chief Executive Officer
Mr. Sanjeev Madan	Whole-time Director & Chief Financial Officer
Mr. Abhijaat Sinha	Head Legal and Company Secretary

Board Committees

Audit Committee	Nomination and Remuneration Committee	CSR Committee	Stakeholders Relationship and Grievance Committee	Risk Management Committee
Mr. Anil Shankar	Mr. Vinesh Sadekar	Mr. Anil Shankar	Ms. Sandra Martyers	Mr. Vinesh Sadekar
Mr. Vinesh Sadekar	Mr. Anil Shankar	Mr. Vinesh Sadekar	Mr. Anil Shankar	Mr. Sanjiv Vasudeva
Ms. Sandra Martyers	Mr. Robbie Alphons Maria Buninx	Mr. Sanjiv Vasudeva	Mr. Sanjiv Vasudeva	Mr. Sanjeev Madan
			Mr. Robbie Alphons Maria Buntinx	Mr. Munjal Parekh (Employee - Head of Business Partnering India & SM Asia, Finance)

Statutory Auditors

M/s. Deloitte Haskins & Sells

Registrar and Share Transfer Agent

M/s. Link Intime India Private Limited
B-102 & 103 Shangrila Complex, First Floor, Near Radhakrishna Char Rasta Akota,
Vadodara, Gujarat-390020
Phone No.: +91 265 6136000
E mail: vadodara@linkintime.co.in

Bankers

The Hong Kong and Shanghai Banking Corporation Limited (HSBC)
ICICI Bank Limited

Registered Office

5th Floor, Ohm House-II,
Ohm Business Park, Subhanpura,
Vadodara - 390 023, Gujarat, India
Tel: +91 265 2303201, 2303202
Website: www.ineosstyrolutionindia.com
E-mail: INSTY.secshare@ineos.com

Nandesari Plant

51, GIDC Industrial Estate, Nandesari - 391 340,
Dist. Vadodara, Gujarat
Phone No.: +91 265 2840319, 2840285, 2840559, 2841010

Moxi Plant and R & D Centre

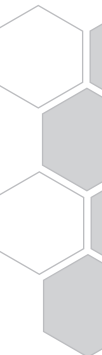
Sankarda-Bhadarva Road, Post : Poicha - 391 350,
Tal.: Savli, Dist.: Vadodara, Gujarat.
Phone No.: +91 2667 244350, 244370, 244380

Katol Plant

Halol-Kalol Road, Katol - 389 330,
Taluka Kalol, Dist. Panchmahal, Gujarat
Phone No.: +91 2676 235980, 235891, 235802, 235803.

Dahej Plant

Dahej Village, Vaghra Taluka, Dist.: Bharuch - 392 130
Phone No.: +91 2641 273318, 256021



NOTICE

To,
The Member(s),
INEOS Styrolution India Limited

Notice is hereby given that the 49th Annual General Meeting (AGM) of the Members of **INEOS Styrolution India Limited** will be held on **Wednesday, August 10, 2022 at 11.30 a.m.** through Video Conferencing (“VC”) / Other Audio-Visual Means (“OAVM”). The venue of the meeting shall be deemed to be the registered office of the Company at 5th Floor, Ohm House-II, Ohm Business Park, Subhanpura, Vadodara - 390 023, Gujarat:

Ordinary business:

1. To receive, consider and adopt the audited financial statements of the Company for the financial year ended March 31, 2022, including the Balance Sheet as at March 31, 2022, the statement of Profit and Loss for the year ended on that date along with the reports of the Board of Directors and of Auditors thereon.
2. To confirm the payment of interim dividends on equity shares as final dividend for the financial year ended March 31, 2022.
3. To appoint a director in place of Mr. Robbie Alphons Maria Buntinx, who retires by rotation, and being eligible, offers himself for re-appointment as a Director liable to retire by rotation and in this regard, to consider and if thought fit, to pass the following resolution as an **Ordinary Resolution**:

“**RESOLVED THAT** in accordance with the provisions of Section 152 and other applicable provisions of the Companies Act, 2013, Mr. Robbie Alphons Maria Buntinx (DIN: 08830690), who retires by rotation at this meeting, be and is, hereby re-appointed as a Director of the Company, liable to retire by rotation.”

Special business:

4. To appoint Ms. Sandra Martyres as an Independent Director of the Company and in this regard, to consider and if thought fit, to pass the following resolution as a **Special Resolution**:

“**RESOLVED THAT** in accordance with the provisions of Sections 149 and 152 read with other applicable provisions of the Companies Act, 2013 (“the Act”) and the Companies (Appointment and Qualification of Directors) Rules, 2014 read with the provisions of SEBI (Listing Obligations and Disclosure Requirements) Regulations, 2015, [including any statutory modification(s) or re-enactment(s) thereof, for the time being in force], Ms. Sandra Martyres (DIN: 00798406), who was appointed by the Board of Directors as an Additional Director of the Company, with effect from May 16, 2022, in terms of Section 161 of the Companies Act, 2013 and the Articles of Association of the Company and who holds office up to the date of this Annual General Meeting of the Company and in respect of whom the Company has received a Notice in writing from a Member under Section 160 of the Companies Act, 2013, proposing her candidature for the office of Director of the Company, being so eligible, be and is hereby appointed as an Independent Director of the Company, not liable to retire by rotation, to hold office for a period of three consecutive years w.e.f. May 16, 2022; on such other terms and conditions as set out in the explanatory statement.

RESOLVED FURTHER THAT the Board of Directors (including its Committee thereof) and the Company Secretary, be and are, hereby severally authorised to do all such acts, deeds, matters and things as may be considered necessary, desirable or expedient to give effect to this resolution”.

5. To appoint Mr. Ramesh Chandak, who has attained the age of seventy-five years, as an Independent Director of the Company and in this regard, to consider and if thought fit, to pass the following resolution as a **Special Resolution**:

“**RESOLVED THAT** in accordance with the provisions of Sections 149 and 152 read with other applicable provisions of the Companies Act, 2013 (“the Act”) and the Companies (Appointment and Qualification of Directors) Rules, 2014 read

with Regulation 17(1A) of the SEBI (Listing Obligations and Disclosure Requirements) Regulations, 2015 and in accordance with the provisions of SEBI (Listing Obligations and Disclosure Requirements) (Amendment) Regulations, 2018, [including any statutory modification(s) or re-enactment(s) thereof, for the time being in force], Mr. Ramesh Chandak (DIN: 00026581), who has attained the age of seventy-five years and in respect of whom the Company has received a Notice in writing from a Member under Section 160 of the Companies Act, 2013, proposing his candidature for the office of Director of the Company, being so eligible, be and is hereby appointed as an Independent Director of the Company, not liable to retire by rotation, to hold office for a period of three consecutive years w.e.f. August 12, 2022, on such other terms and conditions as set out in the explanatory statement;

RESOLVED FURTHER THAT the Board of Directors (including its Committee thereof) and the Company Secretary, be and are, hereby severally authorised to do all such acts, deeds, matters and things as may be considered necessary, desirable or expedient to give effect to this resolution”.

6. To re-appoint and consider the payment of remuneration to Mr. Sanjiv Vasudeva as Managing Director & CEO of the Company for the period of 3 years w.e.f. March 01, 2022 and in this regard, to consider and if thought fit, to pass the following resolution as a **Special Resolution**:

“RESOLVED THAT pursuant to the provisions of Section 196, 197, 203 and all other applicable provisions, if any, of the Companies Act, 2013 [including any statutory modification(s) or any re-enactment(s) thereof for the time being in force] (“the Act”) read with Schedule V to the Act, and any other applicable provisions, if any, under any other law, further to the approval granted by the Nomination and Remuneration Committee and the Board, approval be and is hereby accorded to the re-appointment of Mr. Sanjiv Vasudeva (DIN: 06570945), for a period of 3 years effective from March 01, 2022 up to February 28, 2025 and to his receiving remuneration, benefits and amenities as Managing Director & CEO of the Company in accordance with the terms and conditions as mentioned in item no. 6 of the explanatory statement appended below and specifically approved, with powers to the Board of Directors and / or the Nomination and Remuneration Committee to alter, amend, vary and modify the terms and conditions of the said appointment and remuneration payable from time to time, as they deem fit, in such manner and within the limits as mentioned in item no. 6 of the explanatory statement, notwithstanding that such remuneration may exceed the limits specified under Section 197 and Schedule V of the Act in any financial year during his tenure;

RESOLVED FURTHER THAT in the event in any financial year during the tenure of the Managing Director, the Company does not earn any profits or earns inadequate profits as contemplated under the provisions of Schedule V to the Companies Act, 2013, the Company may pay to the Managing Director, the remuneration in accordance with the limits approved, subject to approvals, if any, which may be required under the Act, with suitable reductions in the variable compensation, in line with the Company policy;

RESOLVED FURTHER THAT the Board of Directors of the Company be and is hereby authorized to do all acts and take all such steps as may be necessary or expedient in this connection and further to execute all necessary documents, applications, returns and writings as may be necessary, proper, desirable or expedient”.

7. To ratify the payment of remuneration to the Cost Auditors of the Company for the Financial Year 2022-23 and in this regard, to consider and if thought fit, to pass the following resolution as an **Ordinary Resolution**:

“RESOLVED THAT pursuant to the provisions of Section 148 and other applicable provisions, if any, of the Companies Act, 2013 read with the Companies (Audit and Auditors) Rules, 2014, [including any statutory modification(s) or re-enactment(s) thereof for the time being in force] and pursuant to the recommendation of the Audit Committee, the remuneration payable to the Cost Auditors M/s. Kailash Sankhlecha and Associates, Cost Accountants (Firm’s Registration No. 100221), appointed by the Board of Directors of the Company to conduct the audit of the cost records of the Company for the financial year ending March 31, 2023, amounting to Rs. 400,000/- (Rupees Four Lacs only) per annum plus applicable taxes and reimbursement of out of pocket expenses of Rs. 25,000/- (Rupees Twenty-five Thousand only), that may be incurred during the course of audit, be and is hereby ratified;

RESOLVED FURTHER THAT the Board of Directors (including its Committee thereof) and the Company Secretary be and are, hereby severally authorized to do all acts and take all such steps as may be necessary, proper or expedient to give effect to this resolution”.

Registered Office:

5th Floor, OHM House II,
OHM Business Park, Subhanpura,
Vadodara - 390023

Date: May 26, 2022
Place: Vadodara

By Order of the Board of Directors:
For **INEOS Styrolution India Limited**

Abhijaat Sinha
Head - Legal and Company Secretary



Notes:

- Considering the situation caused due to Covid-19 pandemic, the Ministry of Corporate Affairs (“MCA”) has vide its circular dated May 5, 2020 read together with circulars dated April 8, 2020, April 13, 2020, January 13, 2021, December 8, 2021, December 14, 2021 and May 5, 2022 (collectively referred to as “MCA Circulars”) permitted convening the Annual General Meeting (“AGM” / “Meeting”) through Video Conferencing (“VC”) or Other Audio Visual Means (“OAVM”), without the physical presence of the members at a common venue. In accordance with the MCA Circulars, provisions of the Companies Act, 2013 (‘the Act’) and the Securities and Exchange Board of India (Listing Obligations and Disclosure Requirements) Regulations, 2015 (“SEBI Listing Regulations”), the AGM of the Company is being held through VC / OAVM. The deemed venue for the AGM shall be the Registered Office of the Company.
- The explanatory statement pursuant to Section 102 of the Companies Act, 2013 (‘the Act’) with respect to the special businesses set out in the notice is annexed hereto and forms part of this notice.
- Generally, a member entitled to attend and vote at the meeting is entitled to appoint a proxy to attend and vote on a poll instead of himself and the proxy need not be a member of the Company. Since this AGM is being held through VC / OAVM pursuant to the MCA Circulars, physical attendance of members has been dispensed with.

Accordingly, the facility for appointment of proxies by the members will not be available for the AGM and hence the Proxy Form and Attendance Slip are not annexed hereto.

- The details required under Regulation 36(3) of the SEBI Listing Regulations, 2015 and Secretarial Standards on General Meetings (SS- 2) issued by the Institute of Company Secretaries of India, in respect of Directors seeking appointment / re-appointment at this AGM forms part of the Notice.

PROFILE OF DIRECTORS GETTING APPOINTED

- Profile of the Directors being appointed / re-appointed as required under Regulation 36 of SEBI (Listing Obligations and Disclosure Requirements) Regulations, 2015 (‘the Listing Regulations’) read with Clause 1.2.5 of Secretarial Standards-2:

Name of Director	Mr. Robbie Alphons Maria Buntinx	Mr. Sanjiv Vasudeva	Ms. Sandra Martyres	Mr. Ramesh Chandak
Nationality	Dutch	Indian	Indian	Indian
Date of Birth	03/06/1968	27/02/1968	05/10/1952	07/11/1946
Age	54 years	54 years	69 years	75 years
Date of first Appointment	28/08/2020	01/03/2016	16/05/2022	Proposed to be appointed from 12/08/2022
Experience (Years)	31 years	31 years	35 years	50 years
Terms and Conditions of appointment / re-appointment including remuneration, if any	Re- appointment as a retiring Director as per item no. 3 of the notice.	Re-appointment as the Managing Director & CEO, liable to retire by rotation and all terms and conditions of his appointment as Managing Director & CEO as per explanatory statement to item no.6 of the notice will continue to apply.	Appointment as an Independent Director subject to terms and conditions as per explanatory statement to item no. 4 of the notice and the Company's remuneration policy.	Appointment as an Independent Director subject to terms and conditions as per explanatory statement to item no. 5 of the notice and the Company's remuneration policy.

(continued)

INEOS Styrolution India Limited

Name of Director	Mr. Robbie Alphons Maria Buntinx	Mr. Sanjiv Vasudeva	Ms. Sandra Martyres	Mr. Ramesh Chandak
No. of Board meetings attended during the year	5	5	Nil*	Nil**
Expertise in specific functional areas	Business Management, Technical and Manufacturing expertise of Polymers, Sales and Marketing	Business Management, Manufacturing, Sales and Marketing	Business Administration, Economics, Investment Banking, Retail banking, Trade finance	Finance and Accountancy, Business Management and Advisory
Qualification	Bachelor Chemical Engineering, Hogeschool Heerlen; Post University Polymer-technology, PTO-Utrecht	B.E. (Chemical), M.S. University, Vadodara; Certified Master Black Belt-Six Sigma in quality/ Six Sigma	M. A. (Economics), Bombay University; Diploma (Business Administration); CAIIB & Double certification in Commercial French (Alliance Francaise de Paris and the Chambre de Commerce et Industrie de Paris)	Chartered Accountant, Advanced Management Program, Harvard Business School
Disclosure of relationship between Directors inter se	No relationship inter se	No relationship inter se	No relationship inter se	No relationship inter se
Directorship held in other public companies in India	None	None	- Novartis India Limited - HNI Office India Limited	- KEC International Ltd. - Parag Milk Foods Ltd. - Prince Pipes and Fittings Ltd. - Ram Ratna Wires Ltd. - Summit Securities Ltd. - Anand Rathi Wealth Ltd.
Membership of committees held in other public companies in India	None	None	- Novartis India Limited - HNI Office India Limited	- KEC International Ltd. - Parag Milk Foods Ltd. - Prince Pipes and Fittings Ltd. - Ram Ratna Wires Ltd. - Anand Rathi Wealth Ltd.
No. of equity shares held in the Company	NIL	NIL	NIL	NIL

* Appointed w.e.f. May 16, 2022

** Proposed to be appointed w.e.f. August 12, 2022

DISPATCH OF ANNUAL REPORT THROUGH EMAIL AND REGISTRATION OF EMAIL IDs

- In compliance with MCA Circulars and SEBI Circular No. SEBI/HO/CFD/CMD1/CIR/P/2020/79 dated May 12, 2020 read with SEBI/HO/CMD2/CIR/P/2021/11 dated January 15, 2021 and SEBI/HO/CFD/CMD2/CIR/P/2022/62 dated May 13, 2022, the financial statements, including Board's Report, Auditor's report or other documents required to be attached therewith (together referred to as Annual Report), the Annual Report for FY 2021-22 and Notice of AGM are being sent in electronic mode to Members whose e-mail addresses are registered with the Company or the Depository Participant(s). The Annual Report, once dispatched, shall also be available on the website of the Company and the websites of BSE and NSE.
- Shareholders are requested to visit the following URL Link for updating their email IDs / mobile nos./ bank details in the system:

https://www.linkintime.co.in/EmailReg/Email_Register.html

For shareholders holding in physical format - Investor has to enter the folio and certificate to register Email, Mobile & Bank Details.

For Shareholders holding in dematerialized format - Investor has to enter the demat account number (DPID & Client ID) to register Email & Mobile. **Updation of Bank details for demat shareholders is not permitted, as the same has to be routed through their concerned depository participant.**

- Members are requested to note that the Company's equity shares are under compulsory demat trading for all class of investors, as per the provisions of SEBI circular dated May 29, 2000. In view of above, members are advised in their own interest to dematerialize the shares held by them in physical form to avoid inconvenience and avail various benefits of dematerialization.

As per SEBI Notification No. SEBI/LAD-NRO/GN/2018/24 dated June 8, 2018 and further amendment vide Notification No. SEBI/LAD-NRO/GN/2018/49 dated November 30, 2018, requests for effecting transfer of securities (except in case of transmission or transposition of securities) shall not be processed unless the securities are held in the dematerialized form with the depositories. The Equity Shares of the Company are eligible for transfer only in dematerialized form. Therefore, the Shareholders are requested to take action to dematerialize their Equity Shares held in the Company promptly.

- As per SEBI Circular No. SEBI/HO/MIRSD/MIRSD_RTAMB/P/CIR/2021/655 dated November 3, 2021, and clarification vide Circular No. SEBI/HO/MIRSD/MIRSD-RTAMB/P/CIR/2021/687 dated December 14, 2021, SEBI has mandated furnishing of PAN, Address with PIN code, Email address, Mobile No., Bank Account details, Specimen Signature and Nomination by holders of physical securities to the RTA at the earliest. Subject to these circulars, until submission and verification of the above details of such physical shareholders, RTAs are not allowed to process any request for physical holding. **The folios wherein any one of the cited document / details are not available on or after April 01, 2023, shall be frozen by the RTA.**

In this regard, a separate communication was already sent to respective shareholders in the month of February 2022. The sample communication and relevant forms can be downloaded from the website of the RTA as well. ([https://www.linkintime.co.in-Resource-Download-General-Format of KYC](https://www.linkintime.co.in-Resource-Download-General-Format%20of%20KYC)). Further, as per requirement the relevant forms are also available on the website of the Company. (http://www.ineosstyrolutionindia.com/INTERSHOP/web/WFS/Styrolution-India-Site/en_US/-/USD/ViewContent-Start?PageletEntryPointID=investors-investor-info)

- The shareholders holding shares in physical format in the Company's earlier names such as **Styrolution ABS (India) Limited, INEOS ABS (India) Limited, LANXESS ABS Limited, Bayer ABS Limited, ABS Industries Limited or ABS Plastics Limited** are requested to surrender the same at the **Company's registered office at 5th Floor, OHM House II, OHM Business Park, Subhanpura, Vadodara - 390023** to get their share certificates with changed name of the Company i.e. **INEOS Styrolution India Limited**.

- Members are requested to notify any change in their address immediately, to their respective depository participants (DPs) in respect of their shares in electronic form quoting Client ID No.

INSPECTION OF DOCUMENTS:

The Register of Directors and Key Managerial Personnel and their shareholding maintained under Section 170 of the Act, the Register of Contracts or Arrangements in which the directors are interested, maintained in terms of Section 189 of the Act, and the relevant documents referred to in the Notice will be available electronically for inspection by the members during the AGM on the Company's website www.ineosstyrolutionindia.com in the Investors' section.

All documents referred to in the Notice will also be available electronically for inspection without any fee by the members from the date of circulation of this Notice up to the date of AGM. Members seeking to inspect such documents can send an email to INSTY.secshare@ineos.com.

- The Securities and Exchange Board of India (SEBI) has mandated the submission of Permanent Account Number (PAN) for participating in the securities market. Members holding shares in electronic form are therefore requested to submit their self-attested PAN to their Depository Participant (DP) with whom they are maintaining demat accounts, if not submitted already. Members holding shares in physical are required to complete their KYC related formalities as per SEBI circulars by submission of applicable Investor Service Request (ISR) Forms to M/s. Link Intime India Pvt. Ltd., if not submitted already.

INVESTOR EDUCATION AND PROTECTION FUND (IEPF) RELATED INFORMATION:

- Pursuant to the provisions of Sections 124 and 125 and other relevant provisions of the Act, the dividend which remains unpaid / unclaimed from the date of transfer to the unpaid / unclaimed dividend account of the Company is required to be transferred to the Investor Education and Protection Fund (IEPF) of the Central Government. The unclaimed dividend for the year 2014-15 and all subsequent years must be claimed as early as possible, failing which it would be transferred to IEPF as per the (tentative) dates mentioned herein below. In terms of Section 124 of the Act, no claim shall lie against the Company after the said transfer.

Financial Year	Date of Declaration of Dividend	Due date for transfer to IEPF
2014-15	04-Aug-15	8-Sept-22
2015-16	12-Aug-16	17-Sept-23
2016-17	10-Aug-17	14-Sept-24
2017-18	14-Aug-18	18-Sept-25
2018-19	08-Aug-19	12-Sept-26
2019-20	No dividend	N.A.
2020-21	13-Aug-21	24-Sept-28
2021-22 (Special Interim dividend)	14-Oct-21	25-Nov-28
2021-22 (2nd Interim dividend)	26-May-22	30-Jul-29

The Members are requested to note that unpaid / unclaimed dividends for the years upto 2013 have been transferred to IEPF. Members wishing to claim dividends, which remain unclaimed, are requested to correspond with secretarial and legal department of the Company, at the Company's registered office. Members are requested to note that dividends not claimed within seven years from the date of transfer to the Company's Unpaid Dividend Account will be transferred to the Investor Education and Protection Fund in accordance with provisions of Section 124 of the Act. The details of the unclaimed dividends are available on the Company's website at www.ineosstyrolutionindia.com and Ministry of Corporate Affairs at www.mca.gov.in.

Further, pursuant to the provisions of Sections 124(5) and 124(6) of the Act, read with the Investor Education and Protection Fund Authority (Accounting, Audit, Transfer and Refund) Rules, 2016 ("IEPF Rules") and amendments thereto, all shares on which dividend has not been paid or claimed for seven consecutive years or more shall be transferred to the demat account of the IEPF authority.

The Members / claimants whose shares, unclaimed dividends, have been transferred to the fund may claim the shares and apply for refund by making an application to the IEPF Authority in Form IEPF 5 (available on www.iepf.gov.in) along with requisite fee as decided by the authority from time to time. The Member / claimant can file only one consolidated claim in a financial year as per the IEPF Rules and amendments thereto.

PROCEDURE FOR ATTENDING THE AGM THROUGH VC / OAVM:

- In view of the outbreak of the COVID-19 pandemic, social distancing is a norm to be followed and pursuant to the Circular No. 14/2020 dated April 08, 2020, Circular No.17/2020 dated April 13, 2020 issued by the Ministry of Corporate Affairs followed by Circular No. 20/2020 dated May 05, 2020, Circular No. 02/2021 dated January 13, 2021, Circular No. 19/2021 dated December 08, 2021, Circular No. 20/2021 dated December 08, 2021, Circular No. 21/2021 dated December 14, 2021, Circular No. 2/2022 dated May 05, 2022 and Circular No. 3/2022 dated May 05, 2022 and all other relevant circulars issued from time to time, physical attendance of the Members to the AGM venue is not required and general meeting be held through video conferencing (VC) or other audio visual means (OAVM). Hence, Members can attend and participate in the ensuing AGM through VC/OAVM.
- Pursuant to the Circular No. 14/2020 dated April 08, 2020, issued by the Ministry of Corporate Affairs, the facility to appoint proxy to attend and cast vote for the members is not available for this AGM. However, the Bodies Corporate / Institutional shareholders are entitled to appoint authorised representatives to attend the AGM through VC/OAVM and participate there at and cast their votes through e-voting. Institutional / Corporate shareholders (i.e. other than individuals, HUF, NRI, etc.) are required to send a scanned copy (PDF / JPG Format) of their respective Board or governing body Resolution / Authorization etc., authorizing their representative to attend the AGM through VC / OAVM on their behalf and to vote through remote e-Voting. The said Resolution / Authorization shall be sent to the Company by e-mail on its registered e-mail address to INSTY.secshare@ineos.com with a copy marked to evoting@nsdl.co.in.
- The Members can join the AGM in the VC/OAVM mode 15 minutes before and after the scheduled time of the commencement of the Meeting by following the procedure mentioned in the Notice. The facility of participation at the AGM through VC/OAVM will be made available for 1000 members on first come first served basis. This will not include Large Shareholders (Shareholders holding 2% or more shareholding), Promoters, Institutional Investors, Directors, Key Managerial Personnel, the Chairpersons of the Audit Committee, Nomination and Remuneration Committee and Stakeholders Relationship Committee, Auditors etc. who are allowed to attend the AGM without restriction on account of first come first served basis.
- The attendance of the Members attending the AGM through VC/OAVM will be counted for the purpose of reckoning the quorum under Section 103 of the Companies Act, 2013.
- Pursuant to the provisions of Section 108 of the Companies Act, 2013 read with Rule 20 of the Companies (Management and Administration) Rules, 2014 (as amended) and Regulation 44 of SEBI (Listing Obligations & Disclosure Requirements) Regulations 2015 (as amended), and the Circulars issued by the Ministry of Corporate Affairs dated April 08, 2020, April 13, 2020 and May 05, 2020 the Company is providing facility of remote e-Voting to its Members in respect of the business to be transacted at the AGM. For this purpose, the Company has entered into an agreement with National Securities Depository Limited (NSDL) for facilitating voting through electronic means, as the authorized agency. The facility of casting votes by a member using remote e-Voting system as well as venue voting on the date of the AGM will be provided by NSDL.

- In line with the Ministry of Corporate Affairs (MCA) Circular No. 17/2020 dated April 13, 2020, the Notice calling the AGM has been uploaded on the website of the Company at www.ineosstyrolutionindia.com. The Notice can also be accessed from the websites of the Stock Exchanges i.e. BSE Limited and National Stock Exchange of India Limited at www.bseindia.com and www.nseindia.com respectively. The AGM Notice is also disseminated on the website of NSDL (agency for providing the Remote e-Voting facility and e-voting system during the AGM) i.e. www.evoting.nsdl.com.
- The AGM has been convened through VC/OAVM in compliance with applicable provisions of the Companies Act, 2013 read with MCA Circular No. 14/2020 dated April 8, 2020, MCA Circular No. 17/2020 dated April 13, 2020, MCA Circular No. 20/2020 dated May 05, 2020, MCA Circular No. 02/2021 dated January 13, 2021, MCA Circular No. 19/2021 dated December 08, 2021, MCA Circular No. 20/2021 dated December 08, 2021, MCA Circular No. 21/2021 dated December 14, 2021, MCA Circular No. 2/2022 dated May 05, 2022 and MCA Circular No. 3/2022 dated May 05, 2022.

THE INTRUCTIONS FOR SHAREHOLDRES FOR REMOTE E-VOTING AND FOR JOINING GENERAL MEETING AREAS UNDER :-

The remote e-voting period begins on August 07, 2022 at 9:00 A.M. and ends on August 09, 2022 at 5:00 P.M. The remote e-voting module shall be disabled by NSDL for voting thereafter. The Members, whose names appear in the Register of Members / Beneficial Owners as on the record date (cut-off date) i.e. August 03, 2022, may cast their vote electronically. The voting right of shareholders shall be in proportion to their share in the paid-up equity share capital of the Company as on the cut-off date, being August 03, 2022.

How do I vote electronically using NSDL e-Voting system?

The way to vote electronically on NSDL e-Voting system consists of "Two Steps" which are mentioned below:





Step 1: Access to NSDL e-Voting system

A) Login method for e-Voting and joining virtual meeting for Individual shareholders holding securities in demat mode

In terms of SEBI circular dated December 9, 2020 on e-Voting facility provided by Listed Companies, Individual shareholders holding securities in demat mode are allowed to vote through their demat account maintained with Depositories and Depository Participants. Shareholders are advised to update their mobile number and email Id in their demat accounts in order to access e-Voting facility.

Login method for Individual shareholders holding securities in demat mode is given below:

Type of shareholders	Login Method
Individual Shareholders holding securities in demat mode with NSDL.	<ol style="list-style-type: none"> 1. Existing IDeAS user can visit the e-Services website of NSDL Viz. https://eservices.nsdl.com either on a Personal Computer or on a mobile. On the e-Services home page click on the "Beneficial Owner" icon under "Login" which is available under 'IDeAS' section, this will prompt you to enter your existing User ID and Password. After successful authentication, you will be able to see e-Voting services under Value added services. Click on "Access to e-Voting" under e-Voting services and you will be able to see e-Voting page. Click on company name or e-Voting service provider i.e. NSDL and you will be re-directed to e-Voting website of NSDL for casting your vote during the remote e-Voting period or joining virtual meeting & voting during the meeting. 2. If you are not registered for IDeAS e-Services, option to register is available at https://eservices.nsdl.com. Select "Register Online for IDeAS Portal" or click at https://eservices.nsdl.com/SecureWeb/IdeasDirectReg.jsp

Type of shareholders	Login Method
	<p>3. Visit the e-Voting website of NSDL. Open web browser by typing the following URL: https://www.evoting.nsdl.com/ either on a Personal Computer or on a mobile. Once the home page of e-Voting system is launched, click on the icon “Login” which is available under ‘Shareholder/Member’ section. A new screen will open. You will have to enter your User ID (i.e. your sixteen digit demat account number hold with NSDL), Password/OTP and a Verification Code as shown on the screen. After successful authentication, you will be redirected to NSDL Depository site wherein you can see e-Voting page. Click on company name or e-Voting service provider i.e. NSDL and you will be redirected to e-Voting website of NSDL for casting your vote during the remote e-Voting period or joining virtual meeting & voting during the meeting.</p> <p>4. Shareholders/Members can also download NSDL Mobile App “NSDL Speede” facility by scanning the QR code mentioned below for seamless voting experience.</p> <p style="text-align: center;">NSDL Mobile App is available on</p> <div style="display: flex; justify-content: center; align-items: center;">   </div> <div style="display: flex; justify-content: center; align-items: center; margin-top: 10px;">   </div>
Individual Shareholders holding securities in demat mode with CDSL	<ol style="list-style-type: none"> Existing users who have opted for Easi / Easiest, they can login through their user id and password. Option will be made available to reach e-Voting page without any further authentication. The URL for users to login to Easi / Easiest are https://web.cdslindia.com/myeasi/home/login or www.cdslindia.com and click on New System Myeasi. After successful login of Easi/Easiest the user will be also able to see the E Voting Menu. The Menu will have links of e-Voting service provider i.e. NSDL. Click on NSDL to cast your vote. If the user is not registered for Easi/Easiest, option to register is available at https://web.cdslindia.com/myeasi/Registration/EasiRegistration Alternatively, the user can directly access e-Voting page by providing demat Account Number and PAN No. from a link in www.cdslindia.com home page. The system will authenticate the user by sending OTP on registered Mobile & Email as recorded in the demat Account. After successful authentication, user will be provided links for the respective ESP i.e. NSDL where the e-Voting is in progress.
Individual Shareholders (holding securities in demat mode) login through their depository participants	You can also login using the login credentials of your demat account through your Depository Participant registered with NSDL/CDSL for e-Voting facility. Upon logging in, you will be able to see e-Voting option. Click on e-Voting option, you will be redirected to NSDL/CDSL Depository site after successful authentication, wherein you can see e-Voting feature. Click on company name or e-Voting service provider i.e. NSDL and you will be redirected to e-Voting website of NSDL for casting your vote during the remote e-Voting period or joining virtual meeting & voting during the meeting.

Important note: Members who are unable to retrieve User ID/ Password are advised to use Forget User ID and Forget Password option available at abovementioned website.

Helpdesk for Individual Shareholders holding securities in demat mode for any technical issues related to login through Depository i.e. NSDL and CDSL.

Login type	Helpdesk details
Individual Shareholders holding securities in demat mode with NSDL	Members facing any technical issue in login can contact NSDL helpdesk by sending a request at evoting@nsdl.co.in or call at toll free no.: 1800 1020 990 and 1800 22 44 30
Individual Shareholders holding securities in demat mode with CDSL	Members facing any technical issue in login can contact CDSL helpdesk by sending a request at helpdesk.evoting@cdslindia.com or contact at 022- 23058738 or 022-23058542-43

B) Login Method for shareholders other than Individual shareholders holding securities in demat mode and shareholders holding securities in physical mode

How to Log-in to NSDL e-Voting website?

1. Visit the e-Voting website of NSDL. Open web browser by typing the following URL: <https://www.evoting.nsdl.com/> either on a Personal Computer or on a mobile.
2. Once the home page of e-Voting system is launched, click on the icon “Login” which is available under ‘Shareholder/ Member’ section.
3. A new screen will open. You will have to enter your User ID, your Password/OTP and a Verification Code as shown on the screen.

Alternatively, if you are registered for NSDL e-services i.e. IDeAS, you can log-in at <https://eservices.nsdl.com/> with your existing IDeAS login. Once you log-in to NSDL e-services after using your log-in credentials, click on e-Voting and you can proceed to Step 2 i.e. Cast your vote electronically.

4. Your User ID details are given below :

Manner of holding shares i.e. Demat (NSDL or CDSL) or Physical	Your User ID is:
a) For Members who hold shares in demat account with NSDL.	8 Character DP ID followed by 8 Digit Client ID For example if your DP ID is In300*** and Client ID is 12***** then your user ID is IN300***12*****
b) For Members who hold shares in demat account with CDSL.	16 Digit Beneficiary ID For example if your Beneficiary ID is 12***** then your user ID is 12*****
c) For Members holding shares in Physical Form.	EVEN Number followed by Folio Number registered with the company For example if folio number is 001*** and EVEN is 101456 then user ID is 101456001***

5. Password details for shareholders other than Individual shareholders are given below:

- a) If you are already registered for e-Voting, then you can use your existing password to login and cast your vote.
- b) If you are using NSDL e-Voting system for the first time, you will need to retrieve the ‘initial password’ which was communicated to you. Once you retrieve your ‘initial password’, you need to enter the ‘initial password’ and the system will force you to change your password.

- c) How to retrieve your 'initial password'?
- (i) If your email ID is registered in your demat account or with the company, your 'initial password' is communicated to you on your email ID. Trace the email sent to you from NSDL from your mailbox. Open the email and open the attachment i.e. a .pdf file. Open the .pdf file. The password to open the .pdf file is your 8 digit client ID for NSDL account, last 8 digits of client ID for CDSL account or folio number for shares held in physical form. The .pdf file contains your 'User ID' and your 'initial password'.
 - (ii) If your email ID is not registered, please follow steps mentioned below in **process for those shareholders whose email ids are not registered.**
6. If you are unable to retrieve or have not received the "Initial password" or have forgotten your password:
- a) Click on "[Forgot User Details/Password?](#)" (If you are holding shares in your demat account with NSDL or CDSL) option available on www.evoting.nsdl.com.
 - b) "[Physical User Reset Password?](#)" (If you are holding shares in physical mode) option available on www.evoting.nsdl.com.
 - c) If you are still unable to get the password by aforesaid two options, you can send a request at evoting@nsdl.co.in mentioning your demat account number/folio number, your PAN, your name and your registered address etc.
 - d) Members can also use the OTP (One Time Password) based login for casting the votes on the e-Voting system of NSDL.
7. After entering your password, tick on Agree to "Terms and Conditions" by selecting on the check box.
8. Now, you will have to click on "Login" button.
9. After you click on the "Login" button, Home page of e-Voting will open.

Step 2: Cast your vote electronically and join General Meeting on NSDL e-Voting system.

How to cast your vote electronically and join General Meeting on NSDL e-Voting system?

1. After successful login at Step 1, you will be able to see all the companies "EVEN" in which you are holding shares and whose voting cycle and General Meeting is in active status.
2. Select "EVEN" of company for which you wish to cast your vote during the remote e-Voting period and casting your vote during the General Meeting. For joining virtual meeting, you need to click on "VC/OAVM" link placed under "Join General Meeting".
3. Now you are ready for e-Voting as the Voting page opens.
4. Cast your vote by selecting appropriate options i.e. assent or dissent, verify/modify the number of shares for which you wish to cast your vote and click on "Submit" and also "Confirm" when prompted.
5. Upon confirmation, the message "Vote cast successfully" will be displayed.
6. You can also take the printout of the votes cast by you by clicking on the print option on the confirmation page.
7. Once you confirm your vote on the resolution, you will not be allowed to modify your vote.

General Guidelines for shareholders

1. Institutional shareholders (i.e. other than individuals, HUF, NRI etc.) are required to send scanned copy (PDF/JPG Format) of the relevant Board Resolution/ Authority letter etc. with attested specimen signature of the duly authorized signatory(ies) who are authorized to vote, to the Scrutinizer by e-mail to maildeveshpathak@rediffmail.com with a copy marked to evoting@nsdl.co.in.
2. It is strongly recommended not to share your password with any other person and take utmost care to keep your password confidential. Login to the e-voting website will be disabled upon five unsuccessful attempts to key in the correct password. In such an event, you will need to go through the "Forgot User Details/Password?" or "Physical User Reset Password?" option available on www.evoting.nsdl.com to reset the password.
3. In case of any queries, you may refer the Frequently Asked Questions (FAQs) for Shareholders and e-voting user manual for Shareholder available at the download section of www.evoting.nsdl.com or call on toll free number.: 1800 1020 990 and 1800 22 44 30 or send a request to NSDL official Ms. Sarita Mote at evoting@nsdl.co.in.

PROCESS FOR THOSE SHAREHOLDERS WHOSE EMAIL IDS ARE NOT REGISTERED WITH THE DEPOSITORIES FOR PROCURING USER ID AND PASSWORD AND REGISTRATION OF E MAIL IDS FOR E-VOTING FOR THE RESOLUTIONS SET OUT IN THIS NOTICE:

1. In case shares are held in physical mode please provide Folio No., Name of shareholder, scanned copy of the share certificate (front and back), PAN (self attested scanned copy of PAN card), AADHAR (self attested scanned copy of Aadhar Card) by email to INSTY.secshare@ineos.com.
2. In case shares are held in demat mode, please provide DPID-CLID (16 digit DPID + CLID or 16 digit beneficiary ID), Name, client master or copy of Consolidated Account statement, PAN (self attested scanned copy of PAN card), AADHAR (self attested scanned copy of Aadhar Card) to INSTY.secshare@ineos.com. If you are an Individual shareholders holding securities in demat mode, you are requested to refer to the login method explained at **step 1 (A)** i.e. Login method for e-Voting and joining virtual meeting for Individual shareholders holding securities in demat mode.
3. Alternatively, shareholder/members may send a request to evoting@nsdl.co.in for procuring user id and password for e-voting by providing above mentioned documents.
4. In terms of SEBI circular dated December 9, 2020 on e-Voting facility provided by Listed Companies, Individual shareholders holding securities in demat mode are allowed to vote through their demat account maintained with Depositories and Depository Participants. Shareholders are required to update their mobile number and email ID correctly in their demat account in order to access e-Voting facility.

THE INSTRUCTIONS FOR SHAREHOLDERS FOR e-VOTING ON THE DAY OF THE AGM ARE AS UNDER:-

1. The procedure for e-Voting on the day of the AGM is same as the instructions mentioned above for remote e-voting.
2. Only those Members/ shareholders, who will be present in the AGM through VC/OAVM facility and have not cast their vote on the Resolutions through remote e-Voting and are otherwise not barred from doing so, shall be eligible to vote through e-Voting system in the AGM.
3. Members who have voted through Remote e-Voting will be eligible to attend the AGM. However, they will not be eligible to vote at the AGM.
4. The details of the person who may be contacted for any grievances connected with the facility for e-Voting on the day of the AGM shall be the same person mentioned for Remote e-voting.

INSTRUCTIONS FOR SHAREHOLDERS ATTENDING THE AGM THROUGH VC/OAVM ARE AS UNDER:

1. Members will be provided with a facility to attend the AGM through VC/OAVM through the NSDL e-Voting system. Members may access by following the steps mentioned above for **Access to NSDL e-Voting system**. After successful login, you can see link of "VC/OAVM link" placed under "**Join General meeting**" menu against company name. You are requested to click on VC/OAVM link placed under Join General Meeting menu. The link for VC/OAVM will be available in Shareholder/Member login where the EVEN of Company will be displayed. Please note that the members who do not have the User ID and Password for e-Voting or have forgotten the User ID and Password may retrieve the same by following the remote e-Voting instructions mentioned in the notice to avoid last minute rush.
2. Members are encouraged to join the Meeting through Laptops for better experience.
3. Further Members will be required to allow Camera and use Internet with a good speed to avoid any disturbance during the meeting.
4. Please note that Participants connecting from Mobile Devices or Tablets or through Laptop connecting via Mobile Hotspot may experience Audio/Video loss due to fluctuation in their respective network. It is therefore recommended to use Stable Wi-Fi or LAN Connection to mitigate any kind of aforesaid glitches.

Shareholders who would like to express their views/have questions may send their questions in advance mentioning their name demat account number/folio number, email id, mobile number at INSTY.secshare@ineos.com. Preferably before a week the same will be replied by the Company suitably.

EXPLANATORY STATEMENT

The following explanatory statement pursuant to Section 102(1) of the Act, sets out all material facts relating to the special business mentioned in the accompanying notice of the AGM.

Item No. 4

The members are requested to note that Ms. Ryna Karani had retired as an Independent Director from the Board w.e.f. May 15, 2022 upon completion of her second consecutive term as an Independent Director.

Accordingly, based on the recommendation of the Nomination and Remuneration Committee, the Board of Directors of the Company, pursuant to the provisions of Section 161(1) of the Companies Act, 2013 ("the Act") and the Articles of Association of the Company, has appointed Ms. Sandra Martyres (DIN: 00798406) as an Additional Director of the Company with effect from May 16, 2022, pursuant to Section 161(1) of the Act, to hold office up to the date of this meeting. Ms. Sandra Martyres holds a master's degree in Economics from Bombay University; a Diploma in Business Administration; is a CAIIB & has a double certification in Commercial French from Alliance Francaise de Paris and the Chambre de Commerce et Industrie de Paris. She has a banking career spanning over 35 years.

Hence, your Directors are of opinion that her association with the Company as Non-executive Independent Director is beneficial and in the best interests of the Company.

Ms. Sandra Martyres is not disqualified from being appointed as a director in terms of Section 164 of the Act and has given her consent to act as a director. Details of Ms. Sandra Martyres are provided in the "Annexure" to the Notice, pursuant to the provisions of (i) the Securities and Exchange Board of India (Listing Obligations and Disclosure Requirements) Regulations, 2015 ("Listing Regulations") and (ii) Secretarial Standard on General Meetings issued by the Institute of Company Secretaries of India. She shall be paid remuneration by way of fee for attending meetings of the Board or Committees thereof or for any other purpose as may be decided by the Board, reimbursement of expenses for participating in the Board and other meetings and profit related commission within the limits stipulated under Section 197 of the Act.

Ms. Sandra Martyres meets the criteria prescribed for independent directors under Section 149(6) of the Act as well as Regulation 16(1)(b) of the Listing Regulations and in the opinion of the Board, Ms. Sandra Martyres is a person of integrity, possessing the relevant expertise and experience, fulfilling the conditions specified in the Act and the rules framed there under and under the Listing Regulations and is independent of the management of the Company.

Ms. Martyres is not debarred from holding the office of Director pursuant to any Order issued by the Securities and Exchange Board of India ("SEBI") or any other authority.

It is proposed to appoint Ms. Sandra Martyres, as an Independent Director of the Company for a period of three (3) consecutive years with effect from May 16, 2022. The Board is of the view that Ms. Martyres's knowledge and experience will be of immense benefit and value to the Company and pursuant to the recommendation of the Nomination and Remuneration Committee, recommends her appointment to the Members.

Notice as required under Section 160 of the Act, has been received from a Member of the Company proposing her candidature as an Independent Director of the Company.

Ms. Sandra Martyres is interested in the resolution set out at Item No. 4 of the Notice with regard to her appointment.

Save and except the above, none of the other Directors / Key Managerial Personnel of the Company / their relatives are, in any way, concerned or interested, financially or otherwise, in the resolution.

This statement may also be regarded as an appropriate disclosure under the Act and the Listing Regulations.

Item No. 5

The members are requested to note that Mr. Anil Shankar would retire as an Independent Director from the Board w.e.f. August 11, 2022 upon completion of his second consecutive term as an Independent Director.

Accordingly, based on the recommendation of the Nomination and Remuneration Committee, the Board of Directors of the Company, pursuant to the provisions of Section 152 of the Companies Act, 2013 ("the Act") and the Articles of Association of the Company, has recommended the appointment of Mr. Ramesh Chandak (DIN: 00026581), who has attained the age of seventy-five years, as an Independent Director of the Company with effect from August 12, 2022.

Pursuant to the provisions of 17(1A) the SEBI (Listing Obligation and Disclosure Requirements) Regulations, 2015, no listed entity is allowed to appoint a person or continue the directorship of any person as a non-executive director who has attained the age of seventy five years unless a special resolution is passed to that effect, in which case the explanatory statement annexed to the notice for such motion shall indicate the justification for appointing such a person.

Mr. Ramesh Chandak is a Chartered Accountant; having pursued an Advance Management Program from Harvard Business School with a successful career spanning over 50 years across manufacturing & infrastructure industries in India, Malaysia and USA. He is a highly respected professional and retired as the MD & CEO of KEC International Limited. He is an Independent Director on the Board of several reputed public Companies Including KEC International Ltd, Parag Milk Food Ltd, Prince Pipes & Fittings Ltd, Ram Ratna Wires Ltd, Summit Securities Ltd. and Anand Rathi Wealth Ltd.

Hence, your Directors are of opinion that his association with the Company as Non-executive Independent Director is beneficial and in the best interests of the Company.

Mr. Ramesh Chandak is not disqualified from being appointed as a director in terms of Section 164 of the Act and has given his consent to act as a director. Details of Mr. Ramesh Chandak are provided in the "Annexure" to the Notice, pursuant to the provisions of (i) the Securities and Exchange Board of India (Listing Obligations and Disclosure Requirements) Regulations, 2015 ("Listing Regulations") and (ii) Secretarial Standard on General Meetings issued by the Institute of Company Secretaries of India. He shall be paid remuneration by way of fee for attending meetings of the Board or Committees thereof or for any other purpose as may be decided by the Board, reimbursement of expenses for participating in the Board and other meetings and profit related commission within the limits stipulated under Section 197 of the Act.

Mr. Ramesh Chandak meets the criteria prescribed for independent directors under Section 149(6) of the Act as well as Regulation 16(1)(b) of the Listing Regulations and in the opinion of the Board, Mr. Ramesh Chandak is a person of integrity, possessing the relevant expertise and experience, fulfilling the conditions specified in the Act and the rules framed there under and under the Listing Regulations and is independent of the management of the Company.

Mr. Chandak is not debarred from holding the office of Director pursuant to any Order issued by the Securities and Exchange Board of India ("SEBI") or any other authority.

It is proposed to appoint Mr. Ramesh Chandak, as Independent Director of the Company for a period of three (3) consecutive years with effect from August 12, 2022. The Board is of the view that Mr. Chandak's knowledge and experience will be of immense benefit and value to the Company and pursuant to the recommendation of the Nomination and Remuneration Committee, recommends his appointment to the Members.

Notice as required under section 160 of the Act, has been received from a Member of the Company proposing his candidature as an Independent Director of the Company.

Mr. Ramesh Chandak is interested in the resolution set out at Item No. 5 of the Notice with regard to his appointment.

Save and except the above, none of the other Directors / Key Managerial Personnel of the Company / their relatives are, in any way, concerned or interested, financially or otherwise, in the resolution.

This statement may also be regarded as an appropriate disclosure under the Act and the Listing Regulations.

Item No. 6

In terms of the approval granted by the Board and shareholders in 2019, Mr. Sanjiv Vasudeva was re-appointed as the Managing Director & CEO of the Company for a period of 3 years and accordingly, his term had expired on February 28, 2022. The Board of Directors of the Company, at its meeting held on February 09, 2022, pursuant to the recommendation of the Nomination and Remuneration Committee of the Board and subject to the approval of the Members at the ensuing General Meeting of the Company, re-appointed Mr. Sanjiv Vasudeva (DIN: 06570945) as the Managing Director & CEO with effect from March 01, 2022 for a further term of 3 years i.e. until February 28, 2025.

Mr. Sanjiv Vasudeva is a Chemical Engineering graduate from MS University of Baroda and he is a certified Master Black Belt- Six Sigma in quality/ Six Sigma, product management and manufacturing. He has more than 31 years of broad functional experience in various global leadership positions in multiple geographies with some of the world's largest diversified industrial conglomerates with a proven track record in leadership, general management and operations.

The principal terms and conditions of appointment of Mr. Sanjiv Vasudeva as the Managing Director & CEO are as follows:

- 1. Period of appointment:** Three years commencing from March 01, 2022.
- 2. Basic salary:** Basic salary shall not exceed Rs. 96.82 Lakhs per annum, during the term;

3. Perquisites and allowances: Perquisites and allowances shall not exceed INR 134.51 Lakh per annum, during the term, which shall include perquisites like accommodation (furnished or otherwise) or house rent allowance in lieu thereof, provision of a Company car with driver and such other perquisites in accordance with the rules of the Company or as may be agreed between the Board of Directors and Mr. Vasudeva.

Perquisites and allowances shall be evaluated as per the income tax rules, wherever applicable. In absence of any such rules, perquisites and allowances shall be evaluated at actual cost.

4. Provident Fund, Superannuation/ Annuity fund (Retirals): Company's contribution to provident fund and superannuation or annuity fund, gratuity and other retirals shall be paid in accordance with the applicable rules of the Company and statutory provisions calculated as percentage of Basic salary, to the extent these either singly or together are not taxable under the Income Tax Act and will not form part of remuneration in case of no profit or inadequate profit. However, any contribution to retiral benefits in excess of the statutory provisions, if any, will be added to his remuneration.

5. Variable compensation: In addition to the salary and perquisites, Mr. Vasudeva shall be entitled to such variable compensation in any financial year during his tenure, as may be determined by the Board of Directors of the Company on recommendation of Nomination and Remuneration Committee. The variable compensation shall be in the range of Rs. 106.80 Lakhs - Rs. 132.32 Lakhs per annum during the tenure and depending on Company's performance and his individual performance, the payment may vary from 0% - 200% of the aforesaid amount. Additionally, for the financial year 2022-23, he will be entitled to receive the second tranche of one-time retention bonus of Rs. 41.25 Lakhs.

6. Minimum Remuneration: In the event in any financial year during the tenure of the Managing Director, the Company does not earn any profits or earns inadequate profits as contemplated under the provisions of Schedule V to the Act, the Company may pay to the Managing Director, the aforementioned remuneration, with suitable reductions in the variable compensation, in line with the Company policy.

7. Applicable Taxes: The overall remuneration (fixed and variable) will be subject to applicable taxes as per prevalent tax laws.

The Explanatory Statement may be considered as a written Memorandum setting out terms, conditions and limits of remuneration of Mr. Sanjiv Vasudeva in terms of Section 190 of the Act.

Pursuant to Sections 196, 197, 198 and all other applicable provisions of the Act and the Companies (Appointment and Remuneration of Managerial Personnel) Rules, 2014 [including any statutory modification(s) or re-enactment(s) thereof for the time being in force] read with Schedule V of the Act, resolution as set out in item no. 6 of the accompanying notice in respect of the re-appointment of and remuneration payable to Mr. Vasudeva is now being placed before the Members at the Annual General Meeting for their approval by way of Special Resolution.

The Company has not committed any default in payment of dues to any bank or public financial institution or any secured creditor.

Mr. Sanjiv Vasudeva satisfies all the conditions set out in Part-I of Schedule V to the Act as also conditions set out under sub-section 3 of Section 196 of the Act in respect of his reappointment. Mr. Vasudeva is not disqualified from being appointed as a Director in terms of Section 164 of the Act and has given his consent to act as a Director. Mr. Vasudeva is not debarred from holding the office of Director pursuant to any Order issued by the Securities and Exchange Board of India ("SEBI") or any other authority.

Brief resume of Mr. Sanjiv Vasudeva, nature of his expertise in specific functional areas, disclosure of relationships between directors inter-se, name of listed entities and other companies in which he holds directorships and memberships/chairmanships of Board Committees, shareholding in the Company, as stipulated under SEBI (Listing Obligations and Disclosure Requirements) Regulations, 2015 and Secretarial Standards on General Meetings issued by the Institute of Company Secretaries of India are stated herein, and are also provided in the Corporate Governance Report forming part of the Annual Report.

The Board is of the view that Mr. Vasudeva's knowledge and experience will be of immense benefit and value to the Company and pursuant to the recommendation of the Nomination and Remuneration Committee, recommends his re-appointment to the Members.

Mr. Sanjiv Vasudeva is interested in the resolution as set out at Item No. 6 of the Notice with regard to his re-appointment.

Save and except the above, none of the other Directors / Key Managerial Personnel of the Company / their relatives are, in any way, concerned or interested, financially or otherwise, in the resolution.

This statement may also be regarded as an appropriate disclosure under the Act and the Listing Regulations.

Item No. 7

The Board of Directors, at its Meeting held on May 26, 2022, upon the recommendation of the Audit Committee, approved the appointment of Kailash Sankhlecha and Associates, Cost Accountants (Firm's Registration No. 100221), as Cost Auditors of the Company for conducting the audit of the cost records of the Company, for the Financial Year ending March 31, 2023, at a remuneration of Rs. 400,000/- (Rupees Four Lacs only) per annum plus applicable taxes and reimbursement of out of pocket expenses of Rs. 25,000/- (Rupees Twenty five thousand only), that may be incurred during the course of audit. Pursuant to section 148 of the Companies Act, 2013 read with the Companies (Audit and Auditors) Rules, 2014, members of the Company are required to ratify the remuneration to be paid to the Cost Auditors of the Company. Accordingly, consent of the Members is sought for passing an Ordinary Resolution as set out at Item No. 7 of the Notice for ratification of the aforesaid remuneration payable to the Cost Auditors.

None of the Directors, Key Managerial Personnel of the Company and their relatives are, in any way, concerned or interested, financially or otherwise, in the Resolution set out at Item No. 7 of the Notice.

The Board recommends the Ordinary Resolution set out at Item No. 7 of the Notice for approval of the Members.



STATEMENT IN TERMS OF ITEM (IV) OF THIRD PROVISOR OF SECTION II OF PART II OF SCHEDULE V TO THE COMPANIES ACT, 2013

I. GENERAL INFORMATION:

1	Nature of industry:	Specialty Chemicals. INEOS Styrolution is the leader and leading producer of ABS in India. ABS is a plastic resin produced from Acrylonitrile, Butadiene & Styrene, used for manufacturing of home appliances, automobiles, consumer durables and business machines. The Company is also a leading manufacturer of SAN which is a polymerized plastic resin produced from Styrene & Acrylonitrile, and mainly used for products such as lightings, stationeries, novelties, refrigerators and cosmetic packing.
2	Date or expected date of commencement of commercial production	The Company's plants are already operational.
3	In case of new companies, expected date of commencement of activities as per project approved by financial institutions appearing in the prospectus	Not Applicable as the Company is an existing Company
4	Financial performance based on given indicators for FY 2021-22: a) Net Profit/(Loss): b) Effective Capital: c) Total Income:	(₹ in Lakhs) 32,254.34 86,467.35 219,289.45
5	Foreign investments or collaborations, if any.	The Company does not have any foreign investments or collaborations. The Company's shareholding, as on Financial year ended March 31, 2022 of 75% was held by its promoter company viz., INEOS STYROLUTION APAC PTE. LTD., company based in Singapore. <i>Further, subsequent to Offer for Sale, w.e.f. April 20, 2022, the promoter holding has been reduced to 61.19%.</i>

II. INFORMATION ABOUT THE APPOINTEE:

Sr. No.	Particulars	Mr. Sanjiv Vasudeva
1-5	Background details, past remunerations, recognition or awards, job profile, expertise, experience and his suitability, remuneration proposed	Please refer item no. 6 of statement pursuant to Section 102(1) of the Act of this notice.

6	Comparative remuneration profile with respect to industry, size of the company, profile of the position and person (in case of expatriates the relevant details would be w.r.t the country of his origin)	<p>The remuneration of Mr. Sanjiv Vasudeva, Managing Director & CEO, is aligned with the remuneration in similar sized company in similar industries. The proposed remuneration compares favourably with that being offered to similarly qualified and experienced persons from the industry.</p> <p>The remuneration is considered to be appropriate, having regard to factors such as the group policies, his position and role, past experience, his contribution as Managing Director & CEO to the growth of the Company, its business and its profitability, age and merits of Mr. Sanjiv Vasudeva.</p> <p>Further details with regard to the size of the Company can be referred in the financials and Board's report of the annual report.</p>
7	Pecuniary relationship directly or indirectly with the Company, or relationship with the managerial personnel, if any:	The appointee does not have any other pecuniary relationship directly or indirectly with the Company, or relationship with any other managerial personnel.

III. OTHER INFORMATION:

1	Reasons of loss or inadequate profits / Steps taken or proposed to be taken for improvement / Expected increase in productivity and profits in measurable terms	Not applicable, as the Company has posted a net profit after tax of Rs. 32,254.34 for the year 2021-22.
---	-----------------------------------------------------------------------------------------------------------------------------------------------------------------	---------------------------------------------------------------------------------------------------------

Note:

Disclosure as required under sub clause IV of clause (iv) of section II of part II of Schedule V are mentioned in the Board's report under the heading "Corporate Governance".

Registered office :

5th Floor, OHM House II,
OHM Business Park,
Subhanpura,
Vadodara - 390023

By Order of the Board of Directors:
For **INEOS Styrolution India Limited**

Abhijaat Sinha
Head - Legal and Company Secretary

Date: May 26, 2022
Place: Vadodara

BOARD'S REPORT

Dear Members,

Your Directors hereby present the 49th Annual Report of your Company together with audited financial statements for the year ended on March 31, 2022.

FINANCIAL PERFORMANCE

Your Company's financial performance during the year ended March 31, 2022 as compared to previous financial year is summarized below:

	(₹ in lakhs)	
Particulars	2021-22	2020-21
Period	12 months	12 months
Revenue from Operations	217,901.56	1,63,148.40
Other Income	1,387.89	1305.18
Profit / (Loss) before Tax	44,257.82	37,607.38
Tax Credit / (Expense)	(12,003.48)	(9,585.86)
Profit / (Loss) for the year	32,254.34	28,021.52
Other Comprehensive Income	33.91	(72.11)
Total Other Comprehensive Income for the year	32,288.25	27,949.41
Retained Earnings		
Opening Balance	77,500.57	49,551.16
<i>Add:</i>		
Total comprehensive income for the year	32,288.25	27,949.41
<i>Less:</i>		
Dividends including dividend tax	35,522.94	-
Closing Balance	74,265.88	77,500.57
EPS (Basic₹)	183.40	159.34
EPS (Diluted₹)	183.40	159.34

OPERATING RESULTS AND PROFIT

During the year under review, total revenue from operations of your Company was ₹ 217,901.56 Lakhs as compared to ₹ 163,148.40 Lakhs during previous financial year with an approx. 34% increase in the total revenue as compared to previous year. Your Company's profit before tax in financial year 2021-22 was ₹ 44,257.82 Lakhs as compared to a profit before tax of ₹ 37,607.38 Lakhs in previous year and the Total Comprehensive Income for the financial year 2021-22 was ₹ 32,288.25 Lakhs as compared to ₹ 27,949.41 Lakhs in the previous year.

DIVIDEND

Considering the performance, and to appropriately reward the Members in view of excellent profits, the Directors earlier declared a special interim dividend of ₹192/- per equity share involving a cash outflow of ₹ 33,764 lakhs. The Directors have now declared a second interim dividend of ₹ 105/- per equity share involving a cash outflow of ₹ 18,465 lakhs, at their meeting held on May 26, 2022. The Board has not recommended any final dividend. The total dividend for FY 2021-22 amounts to ₹ 297/- per equity share and would involve a total cash outflow of ₹52,229 lakhs.

TRANSFER TO RESERVES

The Company is not required to transfer any amount to its reserves and accordingly no amount is transferred to reserves during the year under review.

MANAGEMENT DISCUSSION AND ANALYSIS

As required by Regulation 34(2) of the SEBI (Listing Obligations and Disclosure Requirements) Regulations, 2015 (Listing Regulations), a Management Discussion and Analysis Report forms part of this Report and is annexed hereto.

A review of the performance and future outlook of the Company and its businesses, as well as the state of the affairs of the business, along with the financial and operational developments have been discussed in detail in the Management Discussion and Analysis Report, which forms part of this Report.

CASH FLOW AND CONSOLIDATED FINANCIAL STATEMENTS

As required under Regulation 34 of the Listing Regulations, a Cash Flow Statement forms part of the Annual Report. The Company does not have any subsidiaries and hence is not required to publish Consolidated Financial Statements.

BOARD OF DIRECTORS AND KEY MANAGERIAL PERSONNEL

Appointments/Re-appointments

During the year under review:

1. Following directors were appointed at the 48th Annual General Meeting of the Company held on August 13, 2021:

DIN	Name of Director	Category	Resolution number and type	Tenure
08830690	Mr. Robbie Alphons Maria Buntinx	Non-Executive and Non-Independent, Chairman of the Board	Resolution 4, Ordinary Resolution	w.e.f. August 28, 2020
00046815	Mr. Vinesh Prabhakar Sadekar	Non-executive and Independent Director	Resolution 5, Ordinary Resolution	For a period of three consecutive years w.e.f. 01 January 2021
07533471	Mr. Sanjeev Madan	CFO and Whole-time Director	Resolution 6, Special Resolution	For a period of three years w.e.f. 01 January 2021

2. During the financial year 2021-22, at its meeting held on February 09, 2022, pursuant to the recommendation of the Nomination and Remuneration Committee, the Board of Directors approved the re-appointment of Mr. Sanjiv Vasudeva (DIN: 06570945) as Managing Director & CEO for a further period of 3 years w.e.f. March 01, 2022 on the terms and conditions detailed in the explanatory statement to the notice convening the Annual General Meeting and the Board recommends his re-appointment for the shareholders' approval at the ensuing Annual General Meeting.

3. During the financial year 2021-22, no new Director was appointed as Additional Director. However, during the current financial year 2022-23, at its meeting held on April 13, 2022, pursuant to the recommendation of the Nomination and Remuneration Committee, the Board of Directors approved the appointment of Ms. Sandra Martyres (DIN:00798406) as an Independent Director on the Board for a period of 3 years w.e.f. May 16, 2022 and she holds office upto the ensuing Annual General Meeting as an Additional Director. The Board recommends her appointment as an independent director for the shareholders' approval at the ensuing Annual General Meeting.
4. Vide resolutions passed at the respective meetings of Nomination and Remuneration Committee and subsequently of the Board of Directors of the Company, on May 26, 2022, it was proposed to recommend the appointment of Mr. Ramesh Chandak (DIN: 00026581) as an Independent Director by the shareholders of the Company at the ensuing AGM, for a term of 3 years with effect from August 12, 2022.

The aforesaid appointments were made pursuant to a detailed evaluation by the Nomination and Remuneration Committee members and their unanimous recommendation to the Board. The Board believed that the new Directors possess the adequate integrity, expertise and experience (including the proficiency), as required for being appointed as 'an Independent Director'.

➤ Retirement by rotation.

Mr. Robbie Alphons Maria Buntinx, Non-executive and Non-independent Director (Chairman of the Board), who retires by rotation and being eligible, offers himself for re-appointment in terms of the Articles of Association of the Company.

➤ Resignation / Cessation

During the year, none of the Directors of the Company has resigned and / or ceased to be director.

However, during the financial year 2022-23, subsequent to the completion of second consecutive term as Independent Director, following director has retired as 'an Independent Director' from the Board and its various Committees.

DIN number	Name of the Director	Effective date of cessation
00116930	Ms. Ryna Karani, Independent Woman Director	May 15, 2022

The Board places on record its appreciation for the efforts and contributions from Ms. Ryna Karani during her tenure as an Independent Director of the Company.

➤ Policy on Directors' appointment and remuneration

The policy on Director's appointment and remuneration, including criteria for determining qualifications, positive attributes, independence of Director and also remuneration for key managerial personnel and other employees, forms part of the Corporate Governance Report annexed hereto.

MEETINGS OF BOARD OF DIRECTORS OF THE COMPANY

During the financial year under review, the Board of Directors duly met five times. The details of the Board meetings with regard to their dates and attendance of each of the Directors thereat have been set out in the Corporate Governance Report.

DECLARATION BY INDEPENDENT DIRECTORS

Ms. Ryna Karani, Mr. Anil Shankar and Mr. Vinesh Sadekar were the Independent Directors of the Company as on March 31, 2022.

The Board of Directors of the Company hereby confirms that all the Independent Directors duly appointed by the Company had given the certificate stating that they met the criteria of independence as provided under the Act and the Listing Regulations and they have registered their names in the Independent Directors' Databank.

PERFORMANCE EVALUATION

The details of performance evaluation of Directors are stated in the section on Nomination and Remuneration Committee in the Corporate Governance Report annexed hereto.

DIRECTORS' RESPONSIBILITY STATEMENT

Pursuant to the provisions of Section 134(3)(c) and 134(5) of the Act, the Board of Directors of the Company confirms that:

- i) in the preparation of the annual accounts for the financial year ended March 31, 2022, the applicable accounting standards have been followed along with proper explanation relating to material departures;
- ii) they have selected such accounting policies and applied them consistently and made judgments and estimates that are reasonable and prudent so as to give a true and fair view of the state of affairs of the Company at the end of financial year and of the profit / loss of the Company for that period;
- iii) they have taken proper and sufficient care for the maintenance of adequate accounting records in accordance with the provisions of the Act for safeguarding the assets of the Company and for preventing and detecting fraud and other irregularities;
- iv) they have prepared the annual accounts on a going concern basis;
- v) they had laid down internal finance controls to be followed by the Company and that such internal financial controls are adequate and were operating effectively; and
- vi) they have devised proper systems to ensure compliance with the provisions of all applicable laws and such systems were adequate and operating effectively.

AUDIT COMMITTEE

The Audit Committee of the Board of Directors comprises of all Independent Directors and is constituted as under, as on March 31, 2022:

Name of the Director	Position in Committee
Mr. Anil Shankar, Independent Director	Chairman
Ms. Ryna Karani, Independent Woman Director	Member
Mr. Vinesh Sadekar, Independent Director	Member

The terms of reference of the Audit Committee, details of meetings held during the year and attendance of members are set out in the Corporate Governance Report.

During the year under review, the Board has accepted all recommendations of Audit Committee and accordingly no disclosure is required to be made in respect of non-acceptance of any recommendation of the Audit Committee by the Board.

FAMILIARIZATION PROGRAM FOR INDEPENDENT DIRECTORS

The Directors are regularly informed during meetings of the Board and its Committees on the activities of the Company, its operations and issues faced by the petrochemicals industry. The details of familiarization programs provided to the Directors of the Company are available on the Company's website [http://www.ineosstyrolutionindia.com/INTERSHOP/static/WFS/Styrolution-India-Site/-/Styrolution India/en_US/Company/Familiarization_Programme_%20Independent_Directors%20_2017.pdf](http://www.ineosstyrolutionindia.com/INTERSHOP/static/WFS/Styrolution-India-Site/-/Styrolution%20India/en_US/Company/Familiarization_Programme_%20Independent_Directors%20_2017.pdf)

SIGNIFICANT AND MATERIAL ORDERS PASSED BY THE REGULATORS OR COURTS

There are no significant and material orders passed by the regulators or courts or tribunals impacting the going concern status and operations of the Company in future.

DEPOSITS

The Company has not accepted any deposit, within the meaning of Sections 73 and 74 of the Act, read with the Companies (Acceptance of Deposits) Rules, 2014 during the year under review.

PARTICULARS OF LOANS, GUARANTEES AND INVESTMENTS

The Company has not granted any loans or made any investments or provided any guarantees or security to the parties covered under Sections 185 and 186 of the Act.

TRANSFER TO THE INVESTOR EDUCATION AND PROTECTION FUND

Pursuant to the applicable provisions of the Act, read with the IEPF Authority (Accounting, Audit, Transfer and Refund) Rules, 2016 ('the Rules') as amended, all unpaid or unclaimed dividends which were required to be transferred by the Company to the IEPF were transferred to IEPF Authority. The Company has also transferred shares in respect of which dividend amount remained unpaid/unclaimed for a consecutive period of 7 (Seven) years or more to IEPF Authority within stipulated time. The details of unpaid/unclaimed dividend and the shares transferred to IEPF Authority are available on the Company's website at https://www.ineosstyrolutionindia.com/INTERSHOP/web/WFS/Styrolution-India-Site/en_US/-/USD/ViewContent-Start?PageletEntryPointID=investors-investor-dividend.

The Company has already transferred unclaimed dividends and respective shares to the IEPF Authority upto the year 2013. Since the Company had changed its financial year in 2014-15 from April to March, the next transfer of shares would be due in the month of September 2022 and the Company would be making necessary announcements in this regard as per the prescribed timelines. All those shareholders who have not claimed dividends for the year 2014-15 onwards are requested to contact the Company regarding unclaimed dividends at the earliest.

CORPORATE GOVERNANCE

Your Company observes high standards of Corporate Governance in all areas of its functioning with strong emphasis on transparency, integrity and accountability. As required under the Listing Regulations, a detailed report on Corporate Governance along with the CEO and CFO certificate and a compliance certificate thereon from a Practising Company Secretary forms part of this report as **Annexure - I**.

CORPORATE SOCIAL RESPONSIBILITY

In compliance with the requirements of Section 135 of the Act, the Company has constituted a 'Corporate Social Responsibility (CSR) Committee' and has also framed a CSR Policy. The details of the policy, composition of the Committee, CSR initiatives, CSR spending during the year etc., have been provided as **Annexure - II** to this report, as required under the Companies (Corporate Social Responsibility Policy) Rules, 2014, as amended from time to time.

The amount required to be spent on CSR activities during the year ended March 31, 2022 in accordance with the provisions of Section 135 of the Act was ₹ 228.46 Lacs and your Company had spent an amount of ₹ 234.72 Lacs towards CSR expenses, details of which are stated in **Annexure-II**.

The Company considers CSR as a part of its corporate philosophy and will continue to ensure that the amounts are adequately spent to ensure compliance in true spirit.

The Company considers CSR as a part of its corporate philosophy and will continue to ensure that the amounts are adequately spent to ensure compliance in true spirit.

PARTICULARS OF EMPLOYEES

Disclosures with respect to the remuneration of Directors, KMPs and employees as required under Section 197(12) of the Act read with Rule 5(1) of the Companies (Appointment and Remuneration of Managerial Personnel) Rules, 2014 are given in **Annexure - III** to this Report. Details of employee remuneration as required under provisions of Section 197(12) of the Act read with Rule 5(2) and 5(3) of Companies (Appointment and Remuneration of Managerial Personnel) Rules, 2014 form part of this Report. However, the reports and accounts are being sent to the shareholders excluding the aforesaid remuneration. Any shareholder interested in inspection of the documents pertaining to the above information or desiring a copy thereof may write to the Company Secretary.

RISK MANAGEMENT POLICY

The details of the Risk Management Policy adopted by the Board of Directors and details of the Risk Management Committee of the Board of Directors are mentioned in the Corporate Governance Report.

PARTICULARS OF CONTRACTS AND AGREEMENTS MADE WITH RELATED PARTIES

All related party transactions which were entered into during the year under review were on arm's length basis and in the ordinary course of business. There were no materially significant related party transactions entered into by the Company with the Promoters, Directors or the Key Managerial Personnel, who may have a potential conflict with the interests of the Company.

The particulars of contracts or arrangements with related parties referred to in Section 188(1) of the Act in the prescribed Form AOC-2, is provided as **Annexure-IV** forming part of this report.

CONSERVATION OF ENERGY, TECHNOLOGY ABSORPTION AND FOREIGN EXCHANGE EARNINGS AND OUTGO

A statement highlighting details of the conservation of energy, technology absorption, and foreign exchange earnings and outgo, in accordance with Section 134(3)(m) of the Act read with the Companies (Accounts) Rules, 2014 is annexed hereto as **Annexure - V** and forms part of this report.

REPORTING OF FRAUDS

There have been no instances of fraud reported by the auditors under Section 143(12) of the Act and rules framed thereunder, either to the Company or to the Central Government.

MATERIAL CHANGES AND COMMITMENTS, IF ANY, AFFECTING THE FINANCIAL POSITION OF THE COMPANY WHICH HAVE OCCURRED BETWEEN THE END OF THE FINANCIAL YEAR TILL THE DATE OF THE REPORT

There have been no material changes, which have occurred between the end of financial year till the date of this report affecting the financial position of the Company.

ANNUAL RETURN

As required under Section 92(3) of the Act, the Company has placed a copy of the annual return on its website and the same is available in the Investors Section on (ineosstyrolutionindia.com)

https://www.ineosstyrolutionindia.com/INTERSHOP/web/WFS/Styrolution-India-Site/en_US/-/USD/ViewContent-Start?PageletEntryPointID=investors-investor-info

BOARD DIVERSITY

Your Company recognizes and embraces the importance of a diverse Board in its success. We believe that a truly diverse Board will leverage differences in thought, perspective, knowledge, regional and industry experience, age, ethnicity, race and gender, which will help retain our competitive advantage. The Board of Directors has adopted the 'Board Diversity Policy', which sets out the approach to diversity of the Board. The Board diversity policy is available on our website https://www.ineosstyrolutionindia.com/INTERSHOP/static/WFS/Styrolution-India-Site/-/Styrolution-India/en_US/Company/Board_Diversity_Policy_INEOS_2017.pdf.

INTERNAL CONTROL SYSTEMS AND THEIR ADEQUACY

The Company has an adequate system of internal controls in place. It has documented procedures covering all financial and operating functions. These controls have been designed to provide a reasonable assurance with regard to maintaining of proper accounting controls, monitoring of operations, protecting assets from unauthorized use or losses, compliances with regulations and for ensuring reliability of financial reporting. The Company has continued its efforts to align all its processes and controls with global best practices in these areas as well.

The Audit Committee of the Board of Directors, comprising of Independent Directors, regularly reviews the audit plans, significant audit findings, adequacy of internal controls, compliance with accounting standards as well as reasons for changes in accounting policies and practices, if any.

SAFETY, HEALTH AND ENVIRONMENT

Your Company gives highest importance to Safety, Health and Environment (SHE), and encourages and promotes safety awareness in true letter and spirit as an integral part of its work culture.

Process Safety Management (PSM) is an integral part of all changes taking place in the process. Onsite emergency plans have been reviewed and updated by all divisions. Periodic mock drills are conducted at all divisions and reports indicate improved preparedness of employees.

To further strengthen the safety of overall operations and to promote a positive safety culture and transparency, your Company has introduced site specific behavioral based safety (BBS) process at all its manufacturing locations and substantially invested for the improvement of process safety.

Apart from employees, the contractors and workmen are also given exhaustive training on safety, first-aid and firefighting. The Company has appointed and trained safety stewards to promote safety in all divisions. A green belt in and around all factory premises has been maintained to enhance the eco-friendliness. We conduct our operations responsibly with a sustainable approach towards environment.

As required in terms of the IS 14489 for Safety Audit for Industries, the SHE Policy of the Company is annexed hereto as **Annexure - VI** and forms part of this report.

POLICY ON PREVENTION OF SEXUAL HARASSMENT AT WORKPLACE

The Company has in place a policy on prevention of sexual harassment at workplace in line with the requirements of the Sexual Harassment of Women at Workplace (Prevention, Prohibition and Redressal) Act, 2013 and rules framed thereunder and Internal Complaints Committees have also been set up at all locations to redress complaints received regarding sexual harassment. During the year, no complaint with allegations of sexual harassment was received by the Company.

STATUTORY AUDITORS

M/s. Deloitte Haskins & Sells, Chartered Accountants, (Registration No. 117365W) were appointed as the statutory auditors of the Company from the conclusion of 47th annual general meeting until the conclusion of 52nd annual general meeting of the Company and continue to be the statutory auditors.

AUDITORS' REPORT

The observations made by the auditors in their report read with the relevant notes to the financial statements for the year ended March 31, 2022 are self-explanatory and are devoid of any reservation, qualification or adverse remarks.

SECRETARIAL AUDITOR

M/s Devesh Pathak & Associates, Practising Company Secretaries, Vadodara were appointed to conduct the secretarial audit of the Company for the financial year 2021-22, in terms of the requirements of Section 204 of the Act read with the Companies (Appointment and Remuneration of Managerial Personnel) Rules, 2014, framed there under. The secretarial audit report received from M/s. Devesh Pathak & Associates is annexed as **Annexure - VII**.

COST RECORDS

The Company is required to maintain the cost records as specified by the Central Government under sub-section (1) of Section 148 of the Companies Act, 2013 and accordingly such accounts and records are prepared and maintained by the Company.

COST AUDITORS

Pursuant to Section 148 of the Companies Act 2013, the Board of Directors, based on the recommendation of the Audit Committee and upon receipt of their consent to act as Cost Auditors and their confirmation regarding the appointment being in accordance with Section 148 of the Act has appointed M/s. Kailash Sankhlecha and Associates, (Firm's registration no. 100221), Cost Accountants, as Cost Auditors of the Company, for the Financial Year 2022-23, for conducting the audit of the cost records maintained by the Company for the various products as mandated by the Central Government at a remuneration as mentioned in the notice convening the annual general meeting of the Company.

The Audit Committee has also received a certificate from the Cost Auditor certifying their independence and arm's length relationship with the Company.

A resolution seeking members' ratification for the remuneration payable to the Cost Auditors for the Financial Year 2022-23 forms part of the notice of the 49th Annual General Meeting of the Company and the same is recommended for your consideration and approval.

VIGIL MECHANISM

As per the provisions of Section 177(9) of the Act read with clause 22(1) of the Listing Regulations, the Company is required to establish an effective vigil mechanism for Directors and employees to report genuine concerns. The Company has a policy for prevention, detection and investigation of frauds and protection of whistleblowers ("Whistleblower Policy") in place and the details of the Company's Whistleblower Policy are provided in the Corporate Governance Report annexed hereto.

HUMAN RESOURCE AND INDUSTRIAL RELATIONS

Our employees are the most valuable assets of the Company. We encourage innovation, meritocracy and the pursuit of excellence. The human resource development function of the Company is guided by a spirit of corporate team building and dedication towards strengthening the Company's systems thereby improving efficiencies and registering growth. All personnel continue to have a healthy, cordial and harmonious approach in problem solving and enhancing Company value at all levels. Despite uncertain economic conditions, the enthusiasm and unstinting efforts of the employees have enabled the Company to maintain leadership in its business areas. The industrial relations during the year remained cordial.

The Company has drawn up a comprehensive human resource strategy ("Human Resource Strategy") which addresses key aspects of human resource development such as:

- Code of conduct and fair business practices.
- A fair and objective performance management system linked to the performance of the businesses.
- Creation of a common pool of talented managers across the organization with a view to increasing their mobility through inter-company job rotation.
- Evolution of performance based compensation packages to attract and retain talent within the organization.
- Development of comprehensive training programs to impart and continuously upgrade the industry / function specific skills, etc.

EMPLOYEE BENEFIT MEASURES UNDERTAKEN DURING THE YEAR

In order to achieve a highly streamlined and productive organization, a transparent and uniform HR policy with a well-defined reporting structure and clear roles and responsibilities has been put in place.

Necessary trainings based on identified needs have been set-up across all functions by the respective heads of departments to enhance the knowledge and competencies of our employees and are being updated and upgraded on a continuous basis. Other initiatives including an improvement of the working environment, the automation of HR processes including the outsourcing of the payroll processor and the installation of a new attendance system have been implemented. Initiatives on improving employee engagement have been implemented with primary focus on employee health and welfare by enhancing the medical and term insurance facilities.

STATEMENT ON COMPLIANCE OF APPLICABLE SECRETARIAL STANDARDS

The Company has complied with all the applicable provisions of mandatory Secretarial Standards, SS-1 and SS-2 issued by the Institute of Company Secretaries of India, during the year under review.

INSOLVENCY AND BANKRUPTCY CODE 2016

Neither any application is made nor any proceeding is pending in respect of the Company under the Insolvency and Bankruptcy Code 2016.



CODE OF CONDUCT

The Company has suitably laid down the Code of Conduct for all Board members and senior management personnel of the Company. The declaration by CEO of the Company relating to the compliance of aforesaid Code of Conduct forms part of the Annual Report.

ACKNOWLEDGEMENTS

We thank our customers, vendors, dealers, investors, business partners and bankers for their continued support during the year. We also place on record our appreciation of the contribution made by our employees at all levels, whose hard work, solidarity, cooperation and support helped the Company to sustain during these tough times.

For and on behalf of the Board

May 26, 2022
Vadodara

Mr. Robbie Alphons Maria Buntinx
Chairman
DIN: 08830690



MANAGEMENT DISCUSSION AND ANALYSIS

INEOS is a leading, global styrenics supplier with a focus on styrene monomer, polystyrene, ABS Standard and styrenics specialties. With world-class production facilities INEOS helps its customers succeed by offering the best possible solutions, designed to give them a competitive edge in their markets.

INEOS Styrolution India Limited ('the Company') is an Indian company within the Euro 6 bn INEOS Styrolution Group.

Industry Structure and Developments

The Company serves various industries focusing especially on automotive, home appliances, electrical and electronics, construction, packaging and the healthcare industry. Changing economic and business conditions, evolving consumer preferences, rapid technological innovation and adoption and globalisation are creating an increasingly competitive market environment. In this environment, our customers are strongly focusing on cost-saving and innovative solutions. The Company is determined to support the success of its customers in their markets to give them a competitive edge. The Company strives to always provide its customers with the best product solutions to support their growth.

Opportunities and Threats

The Indian economy has recovered well so far post Covid with most sectors surpassing their pre-pandemic levels of activity. We have seen record goods and services tax (GST) revenues, strong growth in railway freight traffic and healthy trade volumes. Tailwinds that are supportive of growth in the short-term include government capex, private sector investment, which is showing an uptick aided by strong demand in some sectors and the PLI (Production-Linked Incentive) scheme push in the others, good agricultural season on the back of the expectations of a good monsoon and positive export momentum.

Automotive sector is recovering well and new investments are being made by major auto players. The market is witnessing a significant shift to Electric vehicles, supported by Government policy. The 2 wheeler and 4 wheeler EV sales has grown 400% and 200% respectively and we expect the momentum to continue. With the global supply chains and semiconductor supply easing, we also foresee a strong recovery in 4 wheelers. Household goods and appliances sector has demonstrated a double-digit growth post Covid and we expect the same to continue, aided by the Product linked incentives (PLI) schemes in this sector.

The grim global economic outlook due to the lingering Russia-Ukraine's war poses a threat. Inflation risks have become more accentuated in recent months with India's consumer price index rising to 7.79% in April. Elevated commodity prices, persistent supply bottlenecks, tightening liquidity conditions and lingering next wave of Covid-19 are some of the headwinds facing the economy.

We also see a threat of higher polymer imports from Asian countries like China, Korea and Middle East, as they look for to compensate for slowdown of their domestic demand. The single use plastic ban will have some limited impact to the sales.

Due to the unfortunate fire incident at a section of our Nandesari plant, we endured over a month of production loss of High Rubber Graft (HRG). However, through proactive sourcing from the group's other Asian facilities and imports, we were able to cater to our customers' requirements. Safety is No.1 priority for the company and the company has ensured appropriate measures to prevent such incidents.

Impact assessment of Covid19, global events leading to price escalations and supply chain issues however, is a continuous process given the uncertainty associated with its nature and duration. Company continues to monitor changes in economic condition and is prepared to take measures to safeguard its business operations.

Our close association with key OEMs in automotive and household segments has enabled us to drive profitable growth and we expect it to continue in the coming year. Our organizational focus on key industry segments ensures a deep understanding of their needs and will enable new product introductions for the specific industry. Your company utilizes its R&D capabilities to develop new products for the automotive, household and healthcare segments and maintains a strong intellectual property position.

We expect the automotive business, both for two-wheelers and four wheelers, to remain strong for the coming year. Consumer spending on household goods like washing machines, water/air purifiers, packaged goods and healthcare are expected to increase and our product portfolio is well positioned to cater to these applications.

We would expect crude, other key raw material prices and exchange rates to stabilize as the war situation eases out in the coming months. Further, risks are constantly monitored and corrective measures, mitigating steps are planned out wherever necessary. An active focused approach helps us in ensuring minimal impact to the Company, if any.

Products

Your Company's product portfolio includes ABSOLAC[®], ABSOLAN[®], General Purpose Poly Styrene and High Impact Poly Styrene, which continue to have a preferred market status amongst user industries such as automotive, construction, healthcare, household and electronics. The successful launch of new products like K resin, Novodur[®] HH and Luran[®] S has strengthened the market leadership of your Company, especially in the automotive industry. Further, your Company continues to launch new products with innovative solutions creating more value for its customers.

The Company provides styrenic applications for many everyday products across a broad range of industries, apart from automotive, electronics, household, construction and healthcare and includes packaging and toys, sports & leisure. With best-in-class production technology, advanced R&D skills, your company is perfectly equipped to ensure the highest level of quality, efficiency, and innovation.

Economic Outlook

Indian economy estimated GDP growth is in the range of 7-8% as forecasted by RBI, World bank and other rating agencies.

The government is expected to continue its focus on infrastructure development and attract foreign investment under the "Ease of doing business" program. There is a push towards local manufacturing and being self-reliant as a country. The Government of India's policy to improve logistics infrastructure, incentives to facilitate industrial production, and measures to improve farmers' income will support the country's accelerated recovery.

The growth of your company is closely linked to the growth of the Indian economy. With the easing of the lockdown we anticipate a recovery in demand for consumer appliances, consistent with a recovery in the economy in the 2nd half of this fiscal.

Risk management report

Your Directors wish to state that risk management and control practices have been deployed across all the functions and functional evaluation of rating probability and impact is being constantly monitored under the guidance of the Risk Management Committee and the Managing Director. The critical / high ranking risks and mitigating steps and measures applied or to be applied, are discussed internally with functional leaders and then discussed by the Risk Management Committee before being presented to the Board.

Your Company has integrated its risk monitoring procedures with the global INEOS policies. The objectives of the Company's risk management framework comprise the following:

- To identify, assess, prioritize and manage existing as well as new risks in a planned and coordinated manner;
- To increase the effectiveness of internal and external reporting structure; and
- To develop a risk culture that encourages employees to identify risks and associated opportunities and respond to them with appropriate actions.

The senior management team forming part of the risk managing organization conducts an exercise every quarter internally for an ongoing risk assessment and takes measures and effective steps to mitigate / reduce impact and control the same from time to time. The Managing Director gives overall directions in controlling / mitigating risks generally and is in complete know of the organizational risks potential. The Company has a proper system to ensure compliance of legal / regulatory requirements that are applicable to the Company.

Internal Control Systems and their adequacy

Your Company's internal control systems are adequate and commensurate with the size of operations. These controls ensure that transactions are authorized, recorded and reported on time. They ensure that assets are safeguarded and protected against loss or unauthorized disposal.

The internal auditors of the Company M/s Ernst & Young carried out audits in different areas of your Company's operations. Post-audit reviews were carried out to ensure that audit recommendations were implemented. The audit committee reviews the adequacy and effectiveness of the internal control systems, significant audit observations and monitors the sustainability of remedial measures.

Financial performance with respect to operational performance

Financial performance and review of operations form part of the Board's report which details the Company's financial and operational performance.

Material developments in Human Resources / Industrial Relations front, including number of people employed

Our employees are our most important assets. As of March 31, 2022, the Company employed 425 permanent employees, 54 employees on fixed term contracts and 460 employees on contractual basis, through contractors. Our culture and reputation as a global leader in the styrenics industry enables us to recruit and retain some of the best available talent in India. Our human resource (HR) division acts both as a service provider and as a governance unit in the various employee-related fields of work. The scope of activity include attraction, selection and talent development and rewarding of employees, while also overseeing organizational leadership and culture and ensuring compliance with employment and various applicable labour laws. Company's HR fosters a trusting and open culture by promoting mutual respect and fairness throughout the entire organization.

The management has a strong belief that the industrial relations will remain cordial and harmonious and continues to be so in the year ahead. The directors believe that continuous HR interaction has and would lead to a healthy environment and a strong relationship of mutual trust.

KEY FINANCIAL RATIOS

Sr. No.	Particulars	March 31, 2022	March 31, 2021	Explanation for Significant Change
1	Debtors Turnover Ratio	8.4	8.1	-
2	Inventory Turnover Ratio (Excluding GIT)	9.7	7.1	Inventory turnover ratio improved due to better inventory management.
3	Current Ratio	3.0	3.0	-
4	Long Term Debt Equity Ratio	0.01	0.04	Long Term Debt Equity ratio has improved due to repayment ECB loan.
5	Return on Net Worth%	37.0%	37.4%	Interest Coverage ratio has improved due to repayment ECB loan.
6	Operating Profit (EBITDA) %	22.4%	26.2%	
7	Interest Coverage Ratio	61.0	32.8	

Accounting Treatment

The financial statements of the Company for the financial year ended March 31, 2022 were prepared in accordance with IND-AS, which are the prescribed Accounting Standards.

Safety, Health & Environment ('SHE')

INEOS is deeply committed to combining economic success with environmental and social responsibility. Guided by corporate value of "Responsibility" and Company's SHE policy, Company is continually working to meet the highest standards of corporate citizenship by protecting the health and safety of individuals, by safeguarding the environment, and by creating positive impact on the community it does business with.

For and on behalf of the Board

May 26, 2022
Vadodara

Robbie Alphons Maria Buntinx
Chairman
DIN: 08830690

The above mentioned statements are to be viewed with caution and judicious understanding, as the Company's operations involves inbuilt risk due to uncertain economic conditions and unforeseen events beyond the Company's control. Shareholders' / Investors' ought to give due allowance to the statements accordingly.

ANNEXURE - I TO THE BOARD'S REPORT

Corporate Governance Report

[Pursuant to requirements of Regulation 34 read with Schedule V of SEBI (Listing Obligations and Disclosure Requirements) Regulations, 2015]

Your Directors present the Company's report on Corporate Governance for the year ended on March 31, 2022.

I. COMPANY'S PHILOSOPHY ON CODE OF GOVERNANCE

The Company's corporate governance philosophy is founded on transparency, accountability, values and ethics and is an integral part of the management in its pursuit for growth and value creation. The Company firmly believes and consistently practices good corporate governance. The Company constantly strives towards betterment of these aspects and thereby perpetuate it into generating long term economic value for its shareholders, customers, employees, other associated persons and the society as a whole.

II. BOARD OF DIRECTORS

Composition and size of the Board

The Board of Directors ('the Board') has the ultimate responsibility for the management, direction, performance, general affairs and long-term success of business as a whole. The Board serves its primary role of trusteeship and strives to protect and enhance the shareholder value through strategic supervision of the Company, by providing direction and exercising the appropriate control. Your Board includes eminent professionals who have excelled in their respective areas of specialization and comprises professionals drawn from management, financial, legal and other fields.

The Board of Directors of the Company comprises of six Directors drawn from diverse fields. It has an optimum combination of independent directors, woman director, executive as well as non-executive directors, that is in conformity with the provisions of Regulation 17 of SEBI (Listing Obligations & Disclosure Requirements) Regulations, 2015 ("the Listing Regulations").

The Chairman of the Company is a non-executive Chairman. The Board believes that based on the present circumstances, the current size is appropriate.

None of the Directors on the Board is a member of more than 10 committees or a Chairman of more than 5 committees (as stipulated in Regulation 26 of the Listing Regulations), across all the Indian public companies, in which he / she is a director. None of the Directors holds equity shares in the Company as on March 31, 2022.

On an annual basis, the Company obtains from each Director, details of the Board and Board Committee positions he / she occupies in other Companies and changes, if any, regarding their Directorships. In addition, the Independent Directors provide an annual confirmation that they meet the criteria of independence as defined under Section 149(6) of the Companies Act, 2013 ('the Act') read with Regulation 16(1)(b) of the Listing Regulations. In the opinion of the Board, the Independent Directors fulfill the conditions specified in these Regulations and are independent of the management.



The details of each member of the Board as of March 31, 2022, along with the number of Directorship(s) / Committee Membership(s) / Chairmanship(s), date of joining the Board and their shareholding in the Company are provided herein below:

Name of Directors	Category	DIN	Number of Directorship (including this entity)	Number of memberships in Committee(s) including this entity*	Number of post of Chairperson in Committee (including this entity)
Mr. Robbie Alphons Maria Buntinx	Non-Executive and Chairman	08830690	14**	2	0
Mr. Sanjiv Vasudeva	Managing Director and CEO	06570945	1	3	0
Mr. Sanjeev Madan	Whole-time Director	07533471	1	1	0
Ms. Ryna Karani***	Non-Executive & Independent	00116930	2	4	2
Mr. Anil Shankar	Non-Executive & Independent	02143156	1	4	2
Mr. Vinesh Prabhakar Sadekar	Independent Director	00046815	3	7	1

* The number of memberships include Committees where the Director is a Chairperson.

**The directorships, other than in this Company, are in bodies corporate incorporated outside India.

*** W.e.f. May 15, 2022, on completion of second term as Independent Director, Ms. Karani has retired as Independent Director, and accordingly has ceased to be on the Board and respective Committees of the Company.

Note:

- (1) No director is related to any other director on the Board in terms of the definition of 'Relative' given under section 2(77) of the Act, read with rule 4 of the Companies (Specification of definitions details) Rules, 2014.
- (2) The Directorship includes directorship in all Companies and Bodies corporate (including private and unlisted Companies).
- (3) The Membership and Chairmanship in Committees include Membership in all Committees including Risk Management and Business Responsibility Committees.

Details of Directorship in Listed Companies as on March 31, 2022

Name of Directors	Name of the Listed Entity	Category of Directorship
Mr. Robbie Alphons Maria Buntinx	INEOS Styrolution India Limited	Non-Executive & Non-Independent (Chairman of the Board)
Mr. Sanjiv Vasudeva	INEOS Styrolution India Limited	Executive (Managing Director & CEO)
Mr. Anil Shankar	INEOS Styrolution India Limited	Non-Executive & Independent
Ms. Ryna Karani*	Prime Urban Development India Limited INEOS Styrolution India Limited	Non-Executive & Independent Non-Executive & Independent
Mr. Vinesh Prabhakar Sadekar	Anupam Rasayan India Limited INEOS Styrolution India Limited	Non-Executive & Independent Non-Executive & Independent
Mr. Sanjeev Madan	INEOS Styrolution India Limited	Executive (Whole-time Director)

*Retired w.e.f. May 15, 2022. Ms. Sandra Martyres has been appointed as an Independent Director w.e.f. May 16, 2022.

The number of Directorship(s), Committee Membership(s) / Chairmanship(s) of all Directors is within respective limits prescribed under the Companies Act, 2013 and the Listing Regulations.

Appointment and Tenure

The Directors of the Company are appointed / re-appointed by the Board on the recommendations of the Nomination and Remuneration Committee and with approval of the Members at the General Meetings. In accordance with the provisions of the Act and the Articles of Association of the Company, all the Directors of the Company, except the Independent Directors, are liable to retire by rotation at the AGM each year and, if eligible, offer themselves for re-election. The Executive Directors on the Board have been appointed in accordance with the provisions of the Act and serve in accordance with the terms of their contract of service with the Company.

As regards the appointment and tenure of the Independent Directors, following is the policy adopted by the Board:

- The Company has adopted the provisions with respect to appointment and tenure of Independent Directors which are consistent with the Act and the Listing Regulations.
- The Independent Directors serve a maximum of two terms of three years each.
- The Company does not have any upper age limit of retirement of Independent Directors from the Board and their appointment and tenure is governed by provisions of the Act, and the Listing Regulations.
- None of the Directors of the Company has attained the age of 75 years as at March 31, 2022.
- Independent Directors Databank Registration
- Further, pursuant to a notification dated October 22, 2019 issued by the Ministry of Corporate Affairs, all Independent Directors have completed registration with the Independent Directors Databank. Requisite disclosures have been received from the Directors in this regard.

Board meetings procedure

The annual calendar of meetings is generally agreed upon at the beginning of each year or in the last Board meeting of the previous year. Board meetings are held once in every quarter. In addition to this, Board meetings are convened to transact special businesses, as and when necessary. The meetings are governed by a detailed agenda. All major issues included in the agenda are backed up by comprehensive background information to enable the Board to take informed decisions.

The agenda papers, containing detailed notes on various agenda items and other information, which would enable the Board to discharge its responsibilities effectively, are circulated in advance to the Directors. The Managing Director and the CFO brief the Board at every meeting on the overall performance of the Company. The Board is briefed on all the relevant matters of the Company at its meeting. The important matters discussed at the meeting of the Audit Committee are also highlighted to the Board. The Board is free to recommend inclusions of any matter in the agenda for discussion.

Number of Board meetings and the attendance of Directors during the financial year 2021-22.

During the Financial Year 2021-22, five Board meetings were held on May 19, 2021, August 12, 2021, October 13, 2021, November 12, 2021 and February 09, 2022. The maximum interval between any two meetings was well within the maximum allowed gap of 120 days.

Attendance record of each of the Directors at the Board meetings during the financial year 2021-22 and at the last annual general meeting is given below:

Name of Directors	No. of meetings held during the tenure of the Director	Number of Board meeting attended	Attendance at last AGM
Mr. Robbie Alphons Maria Buntinx	5	5	Yes
Mr. Sanjiv Vasudeva	5	5	Yes
Mr. Anil Shankar	5	5	Yes
Ms. Ryna Karani	5	5	Yes
Mr. Vinesh Sadekar	5	5	Yes
Mr. Sanjeev Madan	5	5	Yes

Profile of Directors seeking appointment / re-appointment / continuation of the appointment.

The names of the Directors, who are proposed to be appointed / reappointed at the ensuing Annual General Meeting, are as per the details stated herein below. Further, the resolution(s) for their appointment / re-appointment along with their profile/ necessary information have been appropriately included in the notice of AGM forming part of this annual report.

Mr. Sanjiv Vasudeva	<p>Section 196, 197 and 203 read with Schedule V to the Act</p> <p>Mr. Sanjiv Vasudeva was re-appointed as the Managing Director and CEO of the Company with effect from March 01, 2019 (original appointment date March 01, 2016) for a term of 3 years. Accordingly, his term as Managing Director and CEO expired as on February 28, 2022.</p> <p>Vide resolutions passed at the meetings of Nomination and Remuneration Committee and subsequently of the Board of Directors of the Company, on February 09, 2022, Mr. Sanjiv Vasudeva was re-appointed as the Managing Director and CEO of the Company for the term of 3 years with effect from March 01, 2022, subject to approval of the shareholders at the ensuing AGM.</p>
Mr. Robbie Alphons Maria Buntinx	<p>Section 152 (6) and (7) of the Act</p> <p>As per the provisions of the Act, two third of the Directors (excluding Independent Directors) should be retiring Directors. One third of these retiring Directors are required to retire every year and upon being eligible, they qualify for re-appointment.</p> <p>Accordingly, Mr. Robbie Alphons Maria Buntinx retires by rotation and is eligible and has offered himself for re-appointment at the ensuing AGM.</p>
Ms. Sandra Martyres	<p>Sections 149 and 160 of the Act</p> <p>Vide resolutions passed at the respective meetings of Nomination and Remuneration Committee and subsequently of the Board of Directors of the Company, on April 13, 2022, Ms. Sandra Martyres was appointed as an Additional Director (to hold office upto the ensuing AGM) and an Independent Director of the Company for a term of 3 years with effect from May 16, 2022 subject to approval of the shareholders at the ensuing AGM.</p>

(continued)

Mr. Ramesh Chandak	<p>Sections 149, 152 and 160 of the Act</p> <p>Vide resolutions passed at the respective meetings of Nomination and Remuneration Committee and subsequently of the Board of Directors of the Company, on May 26, 2022, it is proposed to recommend the appointment of Mr. Ramesh Chandak as an Independent Director to the shareholders of the Company at the ensuing AGM, for a term of 3 years with effect from August 12, 2022.</p>
--------------------	----------------------------------------------------------------------------------------------------------------------------------------------------------------------------------------------------------------------------------------------------------------------------------------------------------------------------------------------------------------------------------------------------------------------------------------

Familiarization program for Independent Directors

Independent Directors inducted to the Board are introduced to our Company's policies and culture through appropriate orientation sessions and are familiarized with their roles, rights, responsibility in the Company pursuant to Regulation 25 of the Listing Regulations. Presentations are made by the Managing Director and the members of Senior Management to provide an overview and to familiarize the Independent Directors with our operations. They are also introduced to our organizational structure, our services, company structure, constitution, Board procedures, matters reserved for the Board, and risks faced by the Company and risk management policy. The details of the familiarization program for the Independent Directors have been placed on the website of the Company and can be accessed from following URL:

https://www.ineosstyrolutionindia.com/INTERSHOP/static/WFS/Styrolution-India-Site/-/Styrolution-India/en_US/Company/Familiarization_Programme_%20Independent_Directors%20_2017.pdf

Skills, expertise and competencies of the Board of Directors

The Board emphasizes that a member of the Board of the Company should have adequate experience and expertise in areas like leadership and management, strategy and strategic planning, finance and accounting, risk and compliance management, commercial experience, corporate governance.

Following are the core skills, expertise and competencies that are identified and available within the Board of the Company for effective functioning:

Areas of Skills/Expertise/Competence	Robbie Alphons Maria Buntinx	Sanjiv Vasudeva	Sanjeev Madan	Ryna Karani*	Anil Shankar	Vinesh Sadekar	Sandra Martyres**
Strategy and strategic planning	Y	Y	Y	Y	Y	Y	Y
Finance & Accounting	Y	Y	Y	Y	Y	Y	Y
Risk and compliance management	Y	Y	Y	Y	Y	Y	Y
Leadership	Y	Y	Y	Y	Y	Y	Y
General management	Y	Y	Y	Y	Y	Y	Y
Commercial experience	Y	Y	Y	-	Y	Y	Y
International business management	Y	Y	Y	-	-	-	-
Community and stakeholder engagement	Y	Y	Y	Y	Y	Y	Y
Corporate Governance	Y	Y	Y	Y	Y	Y	Y

*Ms. Karani, on completion of second term as Independent Director, ceased to be a director on the Board of the Company w.e.f. May 15, 2022.

**Ms. Martyres, subject to shareholders' approval in ensuing Annual General Meeting, has been appointed as (Additional) Independent Director on the Board of the Company w.e.f. May 16, 2022.

III. AUDIT COMMITTEE

Composition

The Audit Committee of the Board of Directors comprises entirely of Independent Directors and the composition is in accordance with the provisions of the Listing Regulations and the Act.

During the financial year, the Audit Committee met four times i.e. on May 19, 2021, August 12, 2021, November 12, 2021 and February 09, 2022.

The constitution of the Audit Committee as at March 31, 2022 and attendance details during the financial year 2021-22 were as under:

Name of the Member	Designation and Category	No. of meetings held during the tenure of the Director	Attendance
Mr. Anil Shankar	Chairperson, Independent Director	4	4
Ms. Ryna Karani	Member, Independent Director	4	4
Mr. Vinesh Sadekar	Member, Independent Director	4	4

The details of the current composition of the Audit Committee, pursuant to the change in Directors, are available on the Company's website.

The Managing Director, Chief Financial Officer, Statutory Auditors and Internal Auditors are permanent invitees to the meeting and attend and participate at the meetings of Committee. The minutes of each Audit Committee meeting are placed in the next meeting of the Board. The Audit Committee also communicates with the internal and external auditors separately, without the presence of the management representatives.

Mr. Abhijaat Sinha, Head – Legal and Company Secretary, acts as the Secretary to the Audit Committee.

The Chairman of the Audit Committee Mr. Anil Shankar was present at the 48th Annual General Meeting of the Company held on August 13, 2021.

The Audit Committee is governed by the terms of reference, which are in compliance with the regulatory requirements mandated by the Section 177 of the Act and Regulation 18 read with Part C of Schedule II to the Listing Regulations.

The terms of reference of the Audit Committee include examination of Financial Statements and Statutory Auditors' report thereon and discussion of any related issues with the Internal & Statutory Auditors and the management of the Company; approval or any subsequent modification of arrangements / transactions of the Company with related parties; evaluation of internal financial controls; evaluation of risk management system; review of Company's financial reporting processes and the disclosure of financial information to ensure that the Financial Statements are correct, sufficient and credible.

The Audit Committee mandatorily reviews the following information:

- Management discussion and analysis of financial conditions and results of operations;
- Statement of significant related party transactions, (as defined by the Audit Committee), submitted by management;
- Management letters / letters of internal control weaknesses issued by the statutory auditors;
- Internal audit reports relating to internal control weaknesses;

- e. The appointment, removal and terms of remuneration of the chief internal auditor; and
- f. Statement of deviations:
- quarterly statement of deviation(s) including report of monitoring agency, if applicable, submitted to stock exchange(s) in terms of regulation 32(1) of the Listing Regulations.
 - annual statement of funds utilized for purposes other than those stated in the offer document / prospectus / notice in terms of regulation 32(7) of the Listing Regulations.

IV. STAKEHOLDERS' RELATIONSHIP AND GRIEVANCE COMMITTEE

Composition

The Board has constituted a Stakeholders' Relationship and Grievance Committee to attend and redress the stakeholders' grievances and maintain harmonious relations with all stakeholders of the Company. During the financial year, the committee met four times i.e. on May 19, 2021, August 12, 2021, November 12, 2021 and February 09, 2022.

The constitution as at March 31, 2022 and the attendance details of the members of Stakeholders' Relationship and Grievance Committee during the financial year 2021-22 were as under:

Name of the Member	Designation and Category	No. of meetings held during the tenure of the Director	Attendance
Ms. Ryna Karani	Chairperson, Independent Director	4	4
Mr. Sanjiv Vasudeva	Member, Managing Director	4	4
Mr. Robbie Alphons Maria Buntinx	Member, Non-Executive Director	4	4
Mr. Anil Shankar	Member, Independent Director	4	4

The details of the current composition of the Stakeholders' Relationship and Grievance Committee, pursuant to the change in Directors, are available on the Company's website.

The role of Stakeholders' Relationship and Grievance Committee includes resolving the grievances of Members expeditiously and evaluating performance and service standards of the Registrar and Share Transfer Agent of the Company.

CS Amita Mistry is designated as the Compliance Officer of the Company.

During the financial year under review, one (01) investor complaint was received through SEBI Complaints Redress System (SCORES) and was duly resolved, and the Action Taken Report was submitted on the SEBI SCORES platform in timely manner. There were no investor complaints, which remained unresolved at the end of the year. The Company receives several requests, either directly or through its RTA, such as revalidation of dividend warrants, exchange of share certificates, issue of duplicate share certificates, transmission of shares, dematerialization of shares etc. and such requests are addressed and resolved within the prescribed timelines, subject to completion of required formalities by the shareholders.

Link Intime India Private Limited, registrar and share transfer agent of the Company attends to all the grievances of the stakeholders.

The details of complaints received, cleared and pending during the financial year 2021-22 are given as under:

No. of Complaints		
Received	Cleared	Pending
1	1	0

There are no grievances of stakeholders remaining unattended / unresolved and every effort is made at all levels to immediately redress stakeholders' grievances without delay.

V. CORPORATE SOCIAL RESPONSIBILITY (CSR) COMMITTEE

Composition

During the financial year, the committee met four times i.e. on May 19, 2021, August 12, 2021, November 12, 2021 and February 09, 2022. The constitution of the CSR Committee as at March 31, 2022 and attendance details during the financial year 2021-22 are given below:

Name of the Member	Designation and Category	No. of meetings held during the tenure of the Director	Attendance
Mr. Anil Shankar	Chairperson, Independent Director	4	4
Mr. Sanjiv Vasudeva	Member, Managing Director	4	4
Mr. Vinesh Sadekar	Member, Independent Director	4	4

The CSR Committee provides guidance on various CSR activities to be undertaken by the Company and monitors its progress.

The terms of reference for the CSR Committee include:

1. Formulation of a CSR policy which shall indicate activities to be undertaken by the Company.
2. Recommendation of the CSR policy to the Board.
3. Recommendation of the amount of expenditure to be incurred on the activities.
4. Monitoring the policy from time to time as per the CSR policy.

The details of the CSR policy, CSR initiatives and activities undertaken during the year are given in the Annual Report on CSR activities in Annexure – II to the Board's Report.

The CSR Policy and Annual Action Plan can also be accessed from following URLs as well:

CSR Policy –

[https://www.ineosstyrolutionindia.com/INTERSHOP/static/WFS/Styrolution-India-Site/-/Styrolution-India/en_US/Company/INEOS Styrolution CSR policy - 2021.pdf](https://www.ineosstyrolutionindia.com/INTERSHOP/static/WFS/Styrolution-India-Site/-/Styrolution-India/en_US/Company/INEOS%20Styrolution%20CSR%20policy%20-%202021.pdf)

CSR Projects as on 31st March 2022 –

https://www.ineosstyrolutionindia.com/INTERSHOP/static/WFS/Styrolution-India-Site/-/Styrolution-India/en_US/Sustainability/%282%29CSRAnnualActionPlan31Mar2022_website.pdf

VI. NOMINATION AND REMUNERATION COMMITTEE

Composition

Pursuant to provisions of Section 178 of the Act and Regulation 19 of the Listing Regulations, a 'Nomination and Remuneration Committee' of the Board has been constituted. The Committee acts as a link between the Management team and the Board of Directors.

During the financial year, the Committee met three times i.e. on October 07, 2021, November 26, 2021 and February 09, 2022.

The composition of the Nomination and Remuneration Committee as at March 31, 2022 and attendance details during the financial year 2021-22 were as follows:

Name of the Member	Designation and Category	No. of meetings held during the tenure of the Director	Attendance
Ms. Ryna Karani	Chairperson, Independent Director	3	3
Mr. Robbie Alphons Maria Buntinx	Member, Non-Executive Director	3	3
Mr. Anil Shankar	Member, Independent Director	3	3

The details of the current composition of the Nomination and Remuneration Committee, pursuant to the change in Directors, are available on the Company's website.

The terms of reference of the Committee are in line with the requirements of the Act and Regulation 19 read with Paragraph A of Part D of Schedule II to the Listing Regulations.

The terms of reference of the Committee include:

1. Formulation of the remuneration policy, for the Directors, Key Managerial Personnel and other employees;
2. Formulation of criteria for evaluation of Independent Directors and the Board;
3. Devising a policy on Board diversity; and
4. Identifying persons for Board and senior management positions.

Performance evaluation criteria for Independent Directors

Pursuant to the provisions of the Act and the Listing Regulations, the formal annual evaluation has been carried out by the Board of its own performance and that of its Committees, Chairman of the Board and individual Directors through oral assessment as well as collective feedback. The Board members were requested to evaluate the effectiveness of the Board dynamics and relationships, information flow, decision-making of the Directors, relationship to stakeholders, Company performance, Company strategy, and the effectiveness of the whole Board and its various committees.

Independent Directors were evaluated on the following performance indicators:

- Ability to contribute to and monitor our Corporate Governance practices;
- Ability to contribute by best practices to address top-management issues;
- Ability to actively contribute towards positive growth of the organization;
- Ability to create positive image of the Company and help the Company wherever possible; and
- Commitment to the fulfillment of a Director's obligations and fiduciary responsibilities, including participation in Board and committee meetings.

VII. REMUNERATION TO DIRECTORS

Remuneration policy:

The Nomination and Remuneration Committee determines and recommends to the Board, the remuneration payable to Directors. Remuneration of all Executive Directors is approved by the shareholders and disclosed separately in the financial statements. Remuneration to the Executive Directors consists of a fixed component and a variable component. The Managing Director and Chief Executive Officer as well as the Whole-time Director of the Company are respectively entitled to an annual variable pay each fiscal year, which is subject to achievement of certain milestones by the Company, in accordance with the Company's policies. The remuneration of the Executive Directors is approved by the Nomination and Remuneration Committee as well as the Board and placed before the shareholders at the shareholders' meeting for approval at the time of the respective appointment. The annual increments and variable components of their remuneration are considered and approved by the Board and Nomination and Remuneration Committee in accordance with the limits set out in the approvals granted by shareholders at the time of their appointment.

The profit related commission payable to the Independent Directors is limited to a fixed amount per year as determined and approved by the Board, calculated as per the provisions of the Act and subject to the limits approved by the shareholders from time to time.

The details of the remuneration policy adopted by the Company has been disclosed on the website of the Company and can be accessed at the following URL:

https://www.ineosstyrolutionindia.com/INTERSHOP/static/WFS/Styrolution-India-Site/-/Styrolution-India/en_US/Company/2022_Nomination%20_and_Remuneration_Policy.pdf

Remuneration to Executive Directors:

The details of remuneration paid / payable to Mr. Sanjiv Vasudeva (Managing Director & CEO) and Mr. Sanjeev Madan (Whole-time Director) for financial year 2021-22 is as under:

(₹ in lakhs)

Name & Designation	Sanjiv Vasudeva Managing Director & CEO	Sanjeev Madan Whole-time Director
Salary	195.50	95.83
Perquisites	-	-
Retiral benefits	9.22	4.35
Commission, bonus and performance linked incentives	160.50	72.77
Other benefits (medical plan)	0.20	0.20
Stock Options	Nil	Nil
Tax consulting and retirement management fees	Nil	Nil
Tax adjustments	Nil	Nil
Total	365.42	173.15
Tenure	3 years	3 years
From	01 March 2022	01 January 2021
To	28 February 2025	31 December 2023
Notice period	3 months	3 months
Equity shares of INR 10 held as on 31.03.2022	Nil	Nil

Note: No commission is paid to the Executive Directors.

Remuneration to Non-Executive Directors:

Non-Executive Directors who are employees of INEOS group do not receive any remuneration from the Company.

As per shareholders' approval accorded on August 08, 2019, the Independent Directors of the Company are paid 'Sitting Fees' for attending Board / Committee Meetings and 'Profit Related Commission' based on performance of the Company and performance evaluation criteria set forth in the Nomination and Remuneration Policy.

The details of sitting fees for attending Board / committee meetings and profit related commission paid/payable to them for the financial year 2021-22 is as follows:

(₹)

Name of Directors	Commission	Sitting fees for Board / committee meetings attended*	Total	No. of equity shares held as on March 31, 2022
Mr. Anil Shankar	900,000	720,000	1,620,000	NIL
Ms. Ryna Karani	900,000	620,000	1,520,000	NIL
Mr. Vinesh Sadekar	900,000	580,000	1,480,000	NIL
TOTAL	2,700,000	1,920,000	4,620,000	NIL

*Inclusive of TDS

Directors with materially significant related party transactions, pecuniary or business relationship with the Company

There have been no materially significant related party transactions, pecuniary transactions or relationships between the Company and its Directors that may have potential conflict with the interests of the Company at large.

Apart from drawing sitting fees and commission, none of the Independent Directors have any other material pecuniary relationship or transactions with the Company, its promoters, its management or its subsidiaries and in the judgment of the Board, their independence and judgement remains unaffected.

VIII. RISK MANAGEMENT COMMITTEE

Composition

Pursuant to the amendments in Regulation 21 of LODR, whereby the provisions of Risk Management Committee became applicable to the Company, the Board has constituted its Risk Management Committee in August 2021, to assist the Board in overseeing the responsibilities with regard to the identification, evaluation and mitigation of operational, strategic and environmental risks. The Committee has the overall responsibility of monitoring and approving the risk policies and associated practices of the Company.

During the financial year, the Committee met once on October 28, 2021 after its constitution on August 12, 2021.

The constitution as at March 31, 2022 and the attendance details of the members of Risk Management Committee during the financial year 2021-22 are given below:

The constitution as at March 31, 2022 and the attendance details of the members of Risk Management Committee during the financial year 2021-22 are given below:

Name of the Members	Designation and Category	No. of meetings held during the tenure of the Director	Attendance
Mr. Vinesh Sadekar	Chairperson, Independent Director	1	1
Mr. Sanjiv Vasudeva	Member, Managing Director	1	1
Mr. Sanjeev Madan	Member, Executive Director	1	1
Mr. Munjal Parekh	Member, Head of Business Partnering India & SM Asia, Finance	1	1

The terms of reference of the Committee are in line with the requirements of Regulation 21 of the Listing Regulations.

The terms of reference of the Committee include:

1. To formulate a detailed Risk Management Policy,
2. To ensure that appropriate methodology, processes and systems are in place to monitor and evaluate risks associated with the business of the Company,
3. To monitor and oversee implementation of the Risk Management Policy, including evaluating the adequacy of risk management systems,
4. To keep the Board of Directors informed about the nature and contents of its discussions, recommendations and actions to be taken,
5. To review the appointment, removal, and terms of remuneration of the Chief Risk Officer, if and when appointed, and
6. To coordinate its activities with other Committees, in instances where there is any overlap with activities of such Committees, as per the framework laid down by the Board of Directors.



IX. GENERAL BODY MEETINGS

Details of the last three AGMs and details of special resolutions passed at the AGMs are given below:

Financial Year	Meeting and Venue	Day, Date and Time	Special Resolutions passed
2018-19	46 th Annual General Meeting 'CRYSTAL', 2nd Floor, Grand Mercure Vadodara Surya Palace Sayajigunj, Vadodara - 390020,	Thursday, August 8, 2019 11.00 a.m.	<ul style="list-style-type: none"> • Re-appointment of Ms. Ryna Karani as an Independent Director of the Company. • Re-appointment of Mr. Anil Shankar as an Independent Director of the Company. • Continuation of directorship of Mr. Jal Patel, who has attained the age of seventy five years, as an Independent Director. • Re-appointment of and payment of remuneration to Mr. Sanjiv Vasudeva as Managing Director & CEO of the Company for the period of 3 years w.e.f. March 01, 2019. • Waiver of recovery of excess remuneration paid to Mr. Sanjiv Vasudeva, Managing Director & CEO of the Company. • Approval of remuneration for Mr. Nitankumar Duggal, Whole-time Director of the Company and waiver of recovery of excess remuneration paid.
2019-20	47th Annual General Meeting held through Video Conferencing ("VC") / Other Audio-Visual Means ("OAVM"). Deemed venue to be the registered office of the Company at 5th Floor, Ohm House-2, Ohm Business Park, Subhanpura, Vadodara - 390 023, Gujarat	Thursday, August 27, 2020 at 11.00 a.m.	<ul style="list-style-type: none"> • Appointment of M/s. Deloitte Haskins & Sells as statutory auditors of the Company. • Re-appointment of Mr. Nitankumar Duggal as Whole-time Director of the Company for the period of 3 years w.e.f. August 31, 2020.
2020-21	48th Annual General Meeting held through Video Conferencing ("VC") / Other Audio-Visual Means ("OAVM"). Deemed venue to be the registered office of the Company at 5th Floor, Ohm House-2, Ohm Business Park, Subhanpura, Vadodara - 390 023, Gujarat	Friday, August 13, 2021 at 11.30 a.m.	<ul style="list-style-type: none"> • Appointment of Mr. Sanjeev Madan as a Director liable to retire by rotation and Whole-time Director of the Company, designated as Whole-time Director and Chief Financial Officer, for a period of 3 years w.e.f. January 01, 2021.

All the resolutions set out in the respective Notices were passed by the Shareholders.

During the financial year under review, no extra ordinary general meeting was held.

During the financial year 2021-22 the following Special Resolutions were passed through Postal Ballot:

1. Revision in the remuneration of Mr. Sanjiv Vasudeva, Managing Director & CEO, for the residual term of his appointment.
2. Revision in the remuneration of Mr. Sanjeev Madan, Whole-time Director & CFO, for the residual term of his appointment.

At the forthcoming Annual General Meeting, there are no special resolutions for which the Listing Regulations or the Act has recommended / mandated postal ballot and there is no proposal to pass any resolution through postal ballot. Special resolutions by way of Postal Ballot, if required to be passed in the future, will be decided at the relevant time.

X. DISCLOSURES:

a) There were no transactions of material nature with its promoters, the Directors or the Management, their subsidiaries or relatives, etc. that may have potential conflict with the interests of the Company at large.

- (i) The Audit Committee has granted omnibus approval for related party transactions in the ordinary course of business. The same are reviewed on a quarterly basis by the Audit Committee.
- (ii) Transactions with related parties are disclosed under notes to accounts and in Form AOC-2 forming part of the Board's report.
- (iii) In accordance with the requirements of the Listing Regulations, the Company has formulated a policy on materiality of related party transactions and on dealing with related party transactions and the same has been put up on the website of the Company and can be accessed at the following URLs :

https://www.ineosstyrolutionindia.com/INTERSHOP/static/WFS/Styrolution-India-Site/-/Styrolution-India/en_US/Company/INEOS%20Styrolution%20RPT%20policy_2022.pdf

https://www.ineosstyrolutionindia.com/INTERSHOP/static/WFS/Styrolution-India-Site/-/Styrolution-India/en_US/Company/2021Policy%20for%20Determination%20of%20Materiality%20for%20Disclosure.pdf

b) There were no instances of non-compliance nor have any penalties, strictures been imposed by Stock Exchanges or SEBI or any other statutory authority during the last three years on any matter related to the capital markets.

c) In line with the requirements of the Regulation 17(9) of the Listing Regulations, the Board reviewed the Management's perception of the risks facing the Company and measures taken to minimize the same.

d) The Company has established a vigil mechanism to provide for the safeguard against victimization of Directors and employees who follow such mechanism and to report concerns about unethical behavior, actual or suspected fraud, or violation of the Company's code of conduct and ethics. The Board has approved the Vigil Mechanism / Whistle blower policy pursuant to provisions of Act and Regulation 22 of the Listing Regulations and affirms that the access to the Chairman of the Audit Committee and Chairman of the Board is available at all times and no person has approached the Audit Committee or the Chairman during the year in terms of the mechanism. The policy adopted has been put up on the website of the Company and can be accessed at the following URL:

https://www.ineosstyrolutionindia.com/INTERSHOP/static/WFS/Styrolution-India-Site/-/Styrolution-India/en_US/Company/2021Vigil%20Mechanism%20%26%20Whistle-blower%20Policy.pdf

- e) The Company is in full compliance with the mandatory requirements as contained in the Listing Regulations.
- f) The disclosures required pursuant to the provisions of Section II Part II of Schedule V of the Companies Act, 2013 are provided in the Section VII of this Report pertaining to Remuneration to Directors.
- g) The Company has complied with the Corporate Governance requirements specified in Regulations 17 to 27 and clauses (b) to (i) of sub-regulation (2) of Regulation 46 of the Listing Regulations as detailed below:

Sr. No.	Particulars	Regulation	Compliance Status Yes/No/N.A.
1	Board of Directors	17	YES
2	Maximum Number of Directorships	17A	YES
3	Audit Committee	18	YES
4	Nomination and Remuneration Committee	19	YES
5	Stakeholders' Relationship and Grievance Committee	20	YES
6	Risk Management Committee	21	YES
7	Vigil Mechanism	22	YES
8	Related Party Transactions	23	YES
9	Subsidiaries of the Company	24	N. A
10	Secretarial Audit report	24A	YES
11	Obligations with respect to Independent Directors	25	YES
12	Obligations with respect to employees including Senior Management, Key Managerial Personnel, Directors and Promoters	26	YES
13	Other Corporate Governance requirements	27	YES
14	Website	46(2)(b) to (i)	YES

- h) To determine 'material subsidiary', the Company has adopted a 'Policy on Determination of Material Subsidiary' and the same is available on the website of the Company and can be accessed at the following URL:

https://www.ineosstyrolutionindia.com/INTERSHOP/static/WFS/Styrolution-India-Site/-/Styrolution-India/en_US/Company/2021Policy%20on%20Material%20Subsidiary.pdf

- i) The Company has in place a Prevention of Sexual Harassment Policy in line with the requirements of the Sexual Harassment of Women at Workplace (Prevention, Prohibition and Redressal) Act, 2013.

(i) Accordingly, an Internal Committee has been set up for each location to redress complaints received regarding sexual harassment. All employees (permanent, contractual, temporary, trainees) are covered under this policy.

(ii) The status of the complaints received during the year are as under:

No. of complaints received during the year.	No. of complaints redressed during the year.	Any complaint remaining unattended at the end of year.	Remarks
0	0	0	No complaint was received during the year.

- j) The details of total fees for all services paid by the Company to the statutory auditors and all entities in the network firm/network entity of which the Statutory Auditor is a part, are stated below:

Firm Name	Nature of services	₹ in Lakhs
Deloitte Haskins & Sells	Audit, Limited review & certification	41.96
Total		41.96

- k) During the year under report, the Company has not raised any funds through preferential allotment or qualified institutions placement as specified under Regulation 32(7A) of the Listing Regulations.
- l) The Company does not have any long term debt instruments or any fixed deposit program or any scheme or proposal involving mobilization of funds, in India or abroad. Hence, no credit rating is obtained in relation to the same. However, due to the working capital facilities that the Company utilizes from its bankers, a general credit rating is required to be obtained by the Company. The credit rating as received by the Company from Credit Rating Agency for long term / short term bank facilities, as of March 31, 2022, is CARE A+, STABLE / CARE A1+ [Single A Plus; Outlook:Stable/A One Plus].
- m) None of the Directors on the Board of the Company have been debarred or disqualified from being appointed or continuing as Directors of Companies by the Securities and Exchange Board of India / Ministry of Corporate Affairs or any such Statutory authority during the year under report. The certificate from M/s. Devesh Pathak & Associates, Practicing Company Secretaries, verifying and confirming the same, has already been obtained and is annexed to this report.
- n) During the year under report, there was no incident / occasion where the Board had not accepted any recommendation of any committee of the Board, which is mandatorily required.
- o) List of Commodity price risks and Commodity hedging activities is as under:

The Company faces commodity price risks such as foreign currency fluctuations, volatility in product / raw material prices etc. For risk mitigation, the Company usually enters into price formulas based on internationally accepted market price publications like IHS, ICIS & Platts etc.

The Company has not done any commodity hedging during financial year 2021-2022.

- p) During the year under reporting, the Company has not given any loans and/ or advances in the nature of loans to firms/companies in which directors are interested.

XI. DISCRETIONARY REQUIREMENTS AS PER REGULATION 27(1) OF SEBI LISTING REGULATIONS (PART E OF SCHEDULE II):

- (A) **The Board:** The Company does not maintain a separate office for the non-executive chairperson.
- (B) **Audit Qualification:** There has been no audit qualification / modified opinions in the audit report by the auditor for the financial year 2021-22.
- (C) **Separate Posts of Chairman and Managing Director / CEO:** The posts of Chairman and Managing Director / CEO are held by two different individuals with vast experience and expertise.
- (D) **Reporting of Internal Auditor:** The internal auditors of the Company present their report and observations to the Audit Committee on a regular basis.

Risk Management Framework

The Board takes responsibility for the overall process of risk management in the organization and a Risk Management Committee has been formed. Your Company has integrated its risk monitoring procedures with the global INEOS policies. Through a detailed risk management programme, each functional head addresses opportunities and the relevant risks through a systematic approach aligned to the Company's objectives. This is also facilitated by internal audit. The results of the risk assessment and residual risks are presented to the senior management. The Audit Committee also reviews reports covering operational, financial and other business risk areas.

Code of Conduct

The Company has in place a Code of Conduct in compliance with the provisions of Regulation 17 of the Listing Regulations. The matters covered in this Code are of utmost importance to the Company, its shareholders, clients and business partners. The purpose of this Code is to articulate highest standards of honesty, integrity, ethical and law-abiding behavior. It also aims to encourage the observance of these standards to protect and promote the interest of shareholders, employees, customers, suppliers and creditors. It sets out the responsibility, accountability and report and investigate any reported violations of the Code or unethical or unlawful behavior.

The Code of Conduct applicable to Board members and key employees of the Company has been posted on the Company's website. For the year under review, all Board members and senior management personnel of the Company have confirmed their adherence to the provisions of the said Code. A certificate from the Managing Director & CEO to this effect is attached to this Report.

XII. CEO / CFO CERTIFICATE(S)

The Managing Director and the Chief Financial Officer have submitted to the Board of Directors annual certification relating to financial reporting and internal controls, as required by Regulation 17(8) of the Listing Regulations, for the financial year ended March 31, 2022.

XIII. MEANS OF COMMUNICATION

The quarterly, half-yearly and annual financial results of the Company are published in leading English and vernacular newspapers viz. Business Standard and Vadodara Samachar. Additionally, the results, other important information and official news, releases, including presentations made for investors or analysts are also periodically updated on the Company's website viz. www.ineosstyrolutionindia.com

The Company organizes investor conference calls to discuss its financial results every quarter where investors' queries are answered by the executive management of the Company. The investor presentations and the transcripts of the calls are also uploaded on the website of the Company.

Further, the related information is uploaded / submitted to stock exchanges (BSE Limited and National Stock Exchange of India Limited) from time to time.

Management Discussion and Analysis Report forms a part of this Annual Report.

Annual Report

Annual Reports, notice of the meetings and other communications to the Shareholders are sent through e-mail, post or courier.

As directed by the Ministry of Corporate Affairs ("MCA") vide Circular no. 20/2020 dated May 05, 2020, Circular no. 02/2021 dated January 13, 2021, Circular No. 19/2021 dated December 08, 2021, Circular No. 20/2021 dated December 08, 2021, Circular No. 21/2021 dated December 14, 2021, Circular No. 2/2022 dated May 05, 2022 and Circular No. 3/2022 dated May 05, 2022, read with Circular no. SEBI/HO/CFD/CMD2/CIR/P/2022/62, the Companies are allowed to send the Annual Report only by e-mail to all its Members. Therefore, the Annual Report for FY 2021-22 and Notice of 49th AGM of the Company is only being sent to the Members at their registered e-mail addresses in accordance with MCA and SEBI Circulars.

The Annual Report, once dispatched, shall also be available on the website of the Company and the websites of BSE and NSE.

XIV. GENERAL SHAREHOLDER INFORMATION:

- **49th AGM (Date, Time and Venue):** August 10, 2022 (Wednesday) at 11.30 a.m. 1ST through Video Conference ("VC")/Other Audio Visual Means ("OAVM")
- **Financial year** 1 April to March 31.

The financial results will be approved as per the following tentative schedule:

First Quarter	:	Second week of August 2022
Second Quarter	:	Second week of November 2022
Third Quarter	:	First week of February 2023
Fourth Quarter	:	Second week of May 2023
- **Dividend of the Year 2021-2022** Considering the performance, and to appropriately reward the Members in view of excellent profits, the Directors earlier declared a special interim dividend of ₹192/- per equity share involving a cash outflow of ₹ 33,764 lakhs. The Directors have now declared a second interim dividend of ₹ 105/- per equity share involving a cash outflow of ₹ 18,465 lakhs, at their meeting held on May 26, 2022. The Board has not recommended any final dividend. The total dividend for FY 2021-22 amounts to ₹ 297/- per equity share and would involve a total cash outflow of ₹52,229 lakhs.
- **Book Closure period** No final dividend has been declared.
- **Corporate Identity Number (CIN)** L25200GJ1973PLC002436
- **ISIN for NSDL & CDSL** INE189B01011
- **Listing on Stock Exchanges** BSE Limited (BSE)
Scrip Code : 506222

National Stock Exchange of India Limited (NSE)
Scrip Symbol: INEOSSTYRO

Listing fees for the year 2021-22 have been paid to both the stock exchanges within stipulated time.

INEOS Styrolution India Limited

- Distribution of shareholding as on March 31, 2022:

No. of shares ranging From - To	No. of Shareholders	% to Total	No. of Shares	% to Total
1 - 500	28740	96.63	1621504	9.22
501 - 1000	559	1.88	431172	2.45
1001 - 2000	228	0.77	334217	1.91
2001 - 3000	76	0.26	190159	1.08
3001 - 4000	30	0.10	105848	0.60
4001 - 5000	22	0.07	100839	0.57
5001 - 10000	51	0.17	367470	2.09
10001 - Above	36	0.12	14434416	82.08
TOTAL :	29,742	100.00	17,585,625	100.00

- Dematerialization of shares as on March 31, 2022:

Particulars	March 31, 2022		March 31, 2021	
	No. of shares	% to total	No. of shares	% to total
No. of Demat Shares				
- NSDL	16,100,725	91.56	16,047,408	91.25
- CDSL	1,344,574	7.64	1,388,091	7.90
No. of physical shares	140,326	0.80	150,126	0.85
Total	17,585,625	100.00	17,585,625	100.00

- Certificate, on yearly basis, pursuant to Regulation 40(9) of the Listing Regulations, has been issued by a Company Secretary-in-practice for due compliance of share transfer formalities by the Company. A Company Secretary-in-practice carried out a reconciliation of share capital audit to reconcile the total admitted capital with NSDL and CDSL and the total issued and listed capital. The audit confirms that the total issued / paid-up capital is in agreement with the aggregate of the total number of shares in physical form and the total number of shares in dematerialized form (held with NSDL and CDSL).
- High / low of market price of the Company's shares traded along with the volumes at BSE and NSE during the financial year 2021-22 is furnished below:




BSE (SENSEX)					NSE (NIFTY)			
Month	High Price (₹)	Low Price (₹)	No. of Shares Traded	SENSEX	High Price (₹)	Low Price (₹)	No. of Shares Traded	NIFTY
Apr-21	1187	926	86,716	48,782	1189	937	1,251,024	14,631
May-21	1480	1100	260,858	51,937	1475	1099	2,505,102	15,583
Jun-21	1560	1320	242,288	52,483	1566	1320	1,485,757	15,722
Jul-21	1570	1385	79,957	52,587	1570	1385	720,623	15,763
Aug-21	1475	1192	99,068	57,552	1475	1195	1,015,033	17,132
Sep-21	1445	1312	48,224	59,126	1445	1307	410,493	17,618
Oct-21	1887	1370	207,747	59,307	1881	1370	1,740,231	17,672
Nov-21	1599	1336	54,338	57,065	1644	1333	408,160	16,983
Dec-21	1449	1258	31,972	58,254	1428	1255	213,127	17,354
Jan-22	1456	1181	46,326	58,014	1454	1178	301,990	17,340
Feb-22	1400	1005	67,242	56,247	1345	1005	410,791	16,794
Mar-22	1131	1090	115,059	58,569	1133	940	736,221	17,465
Total Shares Traded			1,339,795				11,198,552	
Average Shares Traded			111,650				933,213	

Note: Figures are rounded off to the nearest number.

Graphical representation of the share price performance of the Company in FY 2021-22 at BSE:

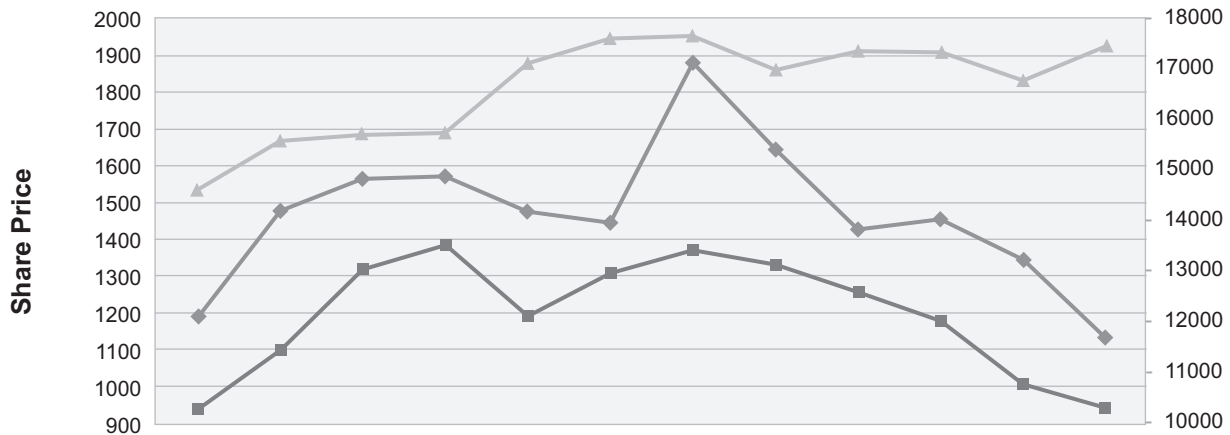
Share Price at BSE for the year 2021-22



	Apr 21	May 21	Jun 21	Jul 21	Aug 21	Sep 21	Oct 21	Nov 21	Dec 21	Jan 22	Feb 22	Mar 22
High Price	1187	1480	1560	1570	1475	1445	549	709	1149	1456	1400	1131
Low Price	926	1100	1320	1385	1192	1312	500	510	1258	1181	1005	1090
SENSEX (closing)	48,782	51,937	52,483	52,587	57,552	59,126	39,614	44,150	58,254	58,014	56,247	58,569

Graphical representation of the share price performance of the Company in FY 2021-22 at NSE:

Share Price at NSE for the year 2021-22



	Apr 21	May 21	Jun 21	Jul 21	Aug 21	Sep 21	Oct 21	Nov 21	Dec 21	Jan 22	Feb 22	Mar 22
High Price	618	614	755	909	555	536	560	709	849	1088	1114	1037
Low Price	517	550	584	501	485	484	505	510	700	821	910	922
NIFTY (closing)	9,860	9,580	10,302	11,073	11,388	11,248	11,642	12,969	13,982	13,635	14,529	14,691

Category wise shareholding as on March 31, 2022:

Category	No. of shares	% of shareholding
Promoters		
- Indian Promoters	-	0.00
- Foreign Promoters: INEOS Styrolution APAC Pte Ltd.	13,189,218*	75.00*
Institutional Investors		
- Mutual Funds	499,981	2.84
- Banks, Financial Institutions, Insurance Companies	2,650	0.01
- Foreign Portfolio Investors (FIIs)	358,712	2.04
Non-Institutions		
- Indian Public	2,813,338	16
- Central Government / State Government (IEPF)	55,480	0.32
- Corporate Bodies	366,793	2.09
- Foreign Portfolio Investor (Individual)	175	0.00**
- HUF	142,114	0.81
- NRIs	115,449	0.66
- Clearing Members	36,337	0.21
- Trusts	950	0.00**
- Body Corporate-Ltd Liability-Partnership-DR	4428	0.02
Grand Total	17,585,625	100.00

*subsequent to the Offer For Sale by Promoters, w.e.f. April 20, 2022, the promoter holding has been reduced to 10,761,173 equity shares representing 61.19% of the paid-up equity share capital.

**negligible

- Registrar and Share Transfer Agent**

Link Intime India Private Limited
B -102 & 103, Shangrila Complex, First Floor,
Opp. HDFC Bank, Near Radhakrishna Char Rasta,
Akota, Vadodara - 390 020.
Phone : +91 265 6136000
E-mail : vadodara@linkintime.co.in

- Share transfer system**

As per SEBI Notification No. SEBI/LAD-NRO/GN/2018/24 dated June 8, 2018 and further amendment vide Notification No. SEBI/LAD-NRO/GN/2018/49 dated November 30, 2018, requests for effecting transfer of securities (except in case of transmission or transposition of securities) are not being processed from April 1, 2019 unless the securities are held in the dematerialized form with the depositories. With effect from April 1, 2019, Equity Shares of the Company are eligible for transfer only in Dematerialized form.

- **Mandatory KYC requirements for physical holding**

As per SEBI Circular No. SEBI/HO/MIRSD/MIRSD_RTAMB/P/CIR/2021/655 dated November 3, 2021, and clarification vide Circular No. SEBI/HO/MIRSD/MIRSD_RTAMB/P/CIR/2021/687 dated December 14, 2021, SEBI has mandated furnishing of PAN, Address with PIN code, Email address, Mobile No., Bank Account details, Specimen Signature and Nomination by holders of securities in physical format to the RTA at the earliest. Subject to these circulars, unless until required documents are submitted by shareholders holding shares in physical format, RTAs are not allowed to process any requests.

A separate communication was sent to the respective shareholders in this regard in the month of February 2022. The sample communication and relevant forms can be downloaded from the website of the RTA as well. (<https://www.linkintime.co.in> – Resource – Download- General -Format of KYC).

Hence, all concerned shareholders are requested to take necessary actions at the earliest.

- **Exchange of share certificates.**

The shareholders holding share certificates of Styrolution ABS (India) Limited, INEOS ABS (India) Limited, LANXESS ABS Limited, Bayer ABS Limited, ABS Industries Limited and / or ABS Plastics Limited are requested to surrender the same at the Company's registered office at 5th Floor, Ohm House - II, Ohm Business Park, Opposite Balaji Hospital, Ellora Park (East), Subhanpura, Vadodara -390 023, Gujarat, to get their share certificates with changed name of the Company i.e. INEOS Styrolution India Limited.

- **Unclaimed dividend and unclaimed shares**

Dividend declared for the year 2014-15 will be transferred to the Investor Education and Protection Fund (IEPF) administered by the Central Government and accordingly no claim shall lie in respect thereof.

Pursuant to the provisions of the Investor Education and Protection Fund Authority (Accounting, Audit, Transfer and Refund) Rules, 2016 ('the Rules') the Company is required to transfer all shares in respect of which dividend has not been paid or claimed by the members for seven consecutive years or more to the Demat Account of Investor Education and Protection Fund (IEPF).

The shares transferred to IEPF, including all benefits accruing on such shares, if any, can be claimed by the members from IEPF Authority, after following the procedure prescribed under the Rules.

Pursuant to the provisions of Sections 124 and 125 of the Act, dividends which remain unclaimed for a period of seven years from the date of transfer to the Unpaid Dividend account are required to be transferred to IEPF established by the Central Government. The details of unpaid dividend are placed on the website of the Company at https://www.ineosstyrolutionindia.com/INTERSHOP/web/WFS/Styrolution-India-Site/en_US/-/USD/ViewContent-Start?PageletEntryPointID=investors-investor-dividend

Members who have not encashed their dividend warrants towards the Final Dividend for the year ended March 31, 2015 or thereafter are requested to write to the Company's Registrars and Transfer Agents at the earliest.

- **Demat suspense account/ unclaimed suspense account**

As on Report date, Company does not hold any Demat Suspense Account/ Unclaimed Suspense Account in its name.



- **Trading Window**

In accordance with the Code of Internal Procedures and Conduct for Regulating, Monitoring and Reporting of Trading by Designated Persons, as adopted by the Company, the Company closes trading window for designated employees from time to time. As per policy, the trading window is generally closed from the last day of the close of the quarter for which financial results are prepared and opened after 48 hours of conclusion of Board meeting in which the financial results are approved. The trading window is also closed during and after occurrence of price sensitive events as per the Code for Prevention of Insider Trading.

- The Company does not have any outstanding GDRs / ADRs / Warrants or any convertible instruments, and accordingly, the same did not have any impact on the equity as on March 31, 2022.

- **Report on Corporate Governance**

The Company regularly submits to the stock exchanges, the report on corporate governance, as required, within the prescribed period.

- **Plant locations**

The Company's plants are located at Nandesari, Katol, Moxi & Dahej in Gujarat. Please refer page no. 3. of this Annual Report for the addresses of plant locations.

- **Address for correspondence**

Shareholders' correspondence should be addressed to the Company's registrar and share transfer agent at the address mentioned on page no. 59 of this Annual Report. Shareholders holding shares in electronic mode should address all their correspondence to their respective depository participants.

Shareholders may also contact CS Abhijaat Sinha, Head – Legal and Company Secretary, at the registered office of the Company for any assistance.

- Email ID: INSTY.secshare@ineos.com
- Tel. No. +91 265 2303201-02
- Website: www.ineosstyrolutionindia.com

INEOS Styrolution India Limited

CEO & CFO CERTIFICATE

To,
The Board of Directors
INEOS Styrolution India Limited

We, Sanjiv Vasudeva, Managing Director & Chief Executive Officer of the Company and Sanjeev Madan, Whole-time Director & Chief Financial Officer of the Company certify that:

- A. We have reviewed financial statements and the cash flow statement and all the notes on accounts for the year ended on March 31, 2022 and to the best of our knowledge and belief:
- (i) These statements do not contain any materially untrue statement or omit any material fact or contain statements that might be misleading.
 - (ii) These statements together present a true and fair view of the Company's affairs and are in compliance with Indian Accounting Standards, applicable laws and regulations.
- B. Annual written confirmation from the members of the Board of Directors and Senior Management Personnel have been obtained, confirming their compliance with the Code of Conduct of the Company.
- C. To the best of our knowledge and belief, no transactions entered into by the Company during the year ended on March 31, 2022 are fraudulent, illegal or violative of the Company's Code of Conduct.
- D. We accept responsibility for establishing and maintaining internal controls for financial reporting and we have evaluated the effectiveness of internal control systems of the Company pertaining to financial reporting. Deficiencies in the design or operation of such internal controls, if any, of which we are aware, have been disclosed to the auditors and the Audit Committee and steps have been taken to rectify these deficiencies.
- E. i) There has not been any significant change in internal control over financial reporting during the year under reference;
- ii) Changes in accounting policies consequent to the implementation of the Indian Accounting Standards (Ind AS) have been appropriately disclosed in the financial Statements and the impact thereof on the Company's financials is not material;
- and
- iii) We are not aware of any instance during the year of significant fraud with involvement therein of the management or any employee having a significant role in the Company's internal control system over financial reporting.

Date: May 26, 2022
Place: Vadodara

Mr. Sanjiv Vasudeva
Managing Director and CEO

Mr. Sanjeev Madan
Whole-time Director & CFO



CERTIFICATE OF NON-DISQUALIFICATION OF DIRECTORS
(Pursuant to Regulation 34(3) and Schedule V Para C Sub-clause (10)(i) of the
SEBI (Listing Obligations and Disclosure Requirements) Regulations, 2015)

To,
The Members of
INEOS Styrolution India Limited
5th Floor, OHM House II,
OHM Business Park,
Subhanpura,
Vadodara – 390023

We have examined the relevant registers, records, forms, returns and disclosures received from the Directors of INEOS Styrolution India Limited having CIN:L25200GJ1973PLC002436 and having registered office at 5th Floor, OHM House II, OHM Business Park, Subhanpura, Vadodara - 390023 (hereinafter referred to as 'the Company'), produced before us by the Company for the purpose of issuing this Certificate, in accordance with Regulation 34(3) read with Schedule V Para-C Sub clause 10(i) of the Securities Exchange Board of India (Listing Obligations and Disclosure Requirements) Regulations, 2015.

In our opinion and to the best of our information and according to the verifications (including Directors Identification Number (DIN) status at the portal www.mca.gov.in) as considered necessary and explanations furnished to us by the Company & its officers, we hereby certify that none of the Directors on the Board of the Company as stated below for the Financial Year ended on 31st March, 2022 have been debarred or disqualified from being appointed or continuing as Directors of companies by the Securities and Exchange Board of India, Ministry of Corporate Affairs or any such other Statutory Authority except Mr. -(DIN-) who has been debarred/disqualified by [give name of Statutory Authority and reason].

Sr. No	Name of Director	DIN	Date of appointment in Company
1	Mr. Robbie Alphons Maria Buntinx	08830690	28/08/2020
2	Mr. Sanjiv Vasudeva	06570945	01/03/2016
3	Mr. Sanjeev Madan	07533471	01/01/2021
4	Mr. Vinesh Prabhakar Sadekar	00046815	01/01/2021
5	Mr. Anil Shankar	02143156	12/08/2016
6	Ms. Ryna Zaiwalla Karani	00116930	16/05/2016

Ensuring the eligibility for the appointment / continuity of every Director on the Board is the responsibility of the management of the Company. Our responsibility is to express an opinion on these based on our verification. This certificate is neither an assurance as to the future viability of the Company nor of the efficiency or effectiveness with which the management has conducted the affairs of the Company.

For Devesh Pathak & Associates

Sd/-
Devesh A. Pathak
FCS 4559
CP No. 2306
UDIN: F004559D000353556

Place: Vadodara
Date: 26th May, 2022

INDEPENDENT AUDITOR'S CERTIFICATE ON CORPORATE GOVERNANCE

To,

The Members of
INEOS STYROLUTION INDIA LIMITED

We have examined the compliance of conditions of Corporate Governance of INEOS STYROLUTION INDIA LIMITED ("the Company") for the year ended March 31, 2022, as stipulated in Regulation 15 and other relevant regulations of the Securities and Exchange Board of India (Listing Obligations and Disclosure Requirements) Regulations, 2015 ('the Listing Regulations').

The compliance of conditions of Corporate Governance is responsibility of the Management. Our examination was limited to review of the procedures and implementation thereof, adopted by the Company for ensuring compliance with conditions of the Corporate Governance. It is neither an audit nor an expression of opinion on the financial statements of the Company.

In our opinion and to the best of our information and according to our examination of the relevant records as aforesaid and the explanations given to us and the representations made by the Management, we certify that the Company has complied with the conditions of Corporate Governance as stipulated in Regulation 15 and other relevant regulations of the Listing Regulations above, during the year ended March 31, 2022 as applicable.

We state that such compliance is neither an assurance as to the future viability of the Company nor the efficiency or effectiveness with which the Management has conducted the affairs of the Company.

For Devesh Pathak & Associates.
Practising Company Secretaries

Sd/-
Devesh A. Pathak
Sole Proprietor
Membership No. : FCS 4559
CoP No. : 2306
UDIN: **F004559D000353710**

Place: Vadodara
Date: 26th May, 2022



ANNEXURE - II TO THE BOARD'S REPORT

Report on Corporate Social Responsibility Activities

1. Brief Overview

INEOS Styrolution India Limited is committed to the mission of delivering the best solutions, which includes creating a more inclusive and resource-efficient India as a responsible corporate citizen. The CSR Policy adopted by the Company intends to contribute to the sustainable development of the society and environment.

Your Company's CSR activities are aligned with the core requirements and solutions for the community in villages near its plant sites. We help building infrastructure like multipurpose halls, solar panels for electricity, classrooms, toilets and fit modern amenities in village schools and Public Health Centres to make learning inclusive and enjoyable experience. The company responds promptly in emergency situations. For example, in the year 2021-22, which saw a deadly second wave of Covid-19 throughout the country, the Company built isolation wards, distributed sanitization kits, groceries, ration kits, food packets and equipment like digital thermometer, oximeter, BP monitor, oxygen concentrators and disposable medical aids. Health awareness is an ongoing process and the Mobile Health Unit donated by the Company conducts wellness and awareness programs for villagers near Company's plants, apart from providing basic healthcare facilities.

The key focus areas under CSR activities for the Company continue to be Sustainability, Preventive Healthcare, Education and Community Welfare for people from disadvantaged sections of the society, especially in areas within the vicinity of our office and the plants.

Overview of the projects/programs undertaken:

Some of the key CSR activities undertaken by the Company during the year included:

(a) Sustainability

- Commissioning Aushadya Udyaan Herbal gardens in schools.
- Solar panel installation in two primary schools for renewable energy.

(b) Preventive Healthcare

- Running of Mobile Health Unit, providing basic medical facilities in the villages near Company's plants.

(c) Education

- Providing educational and infrastructural facilities such as renovating classrooms, building toilet blocks, CCTV and fencing around schools
- Providing special assistance to the schools of differently abled kids and donating ferry van near Company's office.
- Distribution of notebooks in schools around Moxi and Nandesari site.

(d) Community Welfare (Covid-19 Relief Activities)

- Providing groceries, ration kits and sanitization kits to the needy in Vadodara, Nandesari and Moxi.
- Distribution of food packets to frontline warriors, patients and COVID families
- Providing medical equipment like oxygen concentrators to PHCs near Plant sites, creating Isolation wards in villages, donating ventilators, BiPaP, disposable medical aids to government hospitals.

2. Composition and meetings of CSR Committee:

During the financial year, the CSR Committee met four times i.e. on May 19, 2021, August 12, 2021, November 12, 2021 and February 09, 2022. The constitution of the CSR committee and attendance details during the financial year 2021-22 are given below:

Sr. No.	Name of Director	Designation/ Nature of directorship	Number of meetings of CSR committee held during the year	Number of meetings of CSR committee attended during the year
1	Mr. Anil Shankar	Chairperson/Independent Director	4	4
2	Mr. Sanjiv Vasudeva	Member/Managing Director & CEO	4	4
3	Mr. Vinesh Sadekar	Member/Independent Director	4	4

3. Web-links for the Composition of CSR Committee, CSR Policy, and CSR Projects approved by the Board as disclosed on the website of the company

The CSR Policy adopted by the Company laying out the Company's philosophy on CSR is available on the website of the Company at the following link:

- a. CSR Committee details
Location - www.ineosstyrolutionindia.com -> Investors -> Investor Info -> Board of Director Committees
- b. CSR Policy
Location - www.ineosstyrolutionindia.com -> Investors -> Corporate Governance -> downloads
- c. CSR Projects
Location - www.ineosstyrolutionindia.com -> Sustainability -> Community Involvement

4. The details of Impact assessment of CSR projects carried out in pursuance of sub-rule (3) of Rule 8 of the Companies (Corporate Social Responsibility Policy) Rules, 2014, as amended, if applicable:

Sub-rule (3) of rule 8 of the Companies (Corporate Social Responsibility Policy) Rules, 2014, as amended, is not applicable for year under reporting.

5. Details of the amount available for set off in pursuance of sub-rule (3) of Rule 7 of the Companies (Corporate Social Responsibility Policy) Rules, 2014, as amended and the amount required for set off for the financial year, if any:

The Company has incurred an additional expense of ₹ 3.36 Lakhs as surplus CSR expenditure in preceding financial year. However, it has been decided to not 'carry forward / set-off' the same against the CSR expenditure in the next financial year.

Sr. No.	Financial year	Amount available for set off from preceding financial years (₹)	Amount required to be set off for the financial year, if any (₹)
1	-	-	-
	TOTAL	-	-

6. Average net profit of the Company as per section 135(5) : 11,423.06 Lakhs (₹)

7.

Sr. No.	Particulars	Amount (₹ in Lakhs)
(a)	Two percent of average net profit of the company as per section 135(5)	228.46
(b)	Surplus arising out of the CSR projects or programmes or activities of the previous financial years	NIL
(c)	Amount required to be set off for the financial year, if any	NIL
(d)	Total CSR obligation for the financial year (7a+7b-7c)	228.46

8. (a) **CSR amount spent or unspent for the financial year :**

Total Amount Spent for the Financial Year (₹ in Lakhs)	Amount Unspent (in ₹)				
	Total Amount transferred to Unspent CSR Account as per Section 135(6)		Amount transferred to any fund specified under Schedule VII as per second proviso to Section 135(5)		
	Amount	Date of transfer	Name of the Fund	Amount	Date of transfer
228.67	NIL	NIL	NIL	NIL	NIL

(b) **Details of CSR amount spent against ongoing projects for the financial year :**

Your Company does not have any ongoing CSR project, as defined under Rule 2(1)(i) of the Companies (Corporate Social Responsibility Policy) Amendment Rules, 2021 and no amount has been spent towards any ongoing projects during the year under reporting.

Sr. No.	Name of the Project	Item from the list of activities in Schedule VII to the Act	Local area (Yes/No)	Location of the Project		Project Duration	Amount allocated for the project (in ₹)	Amount spent in the Current Financial Year (in ₹)	Amount transferred to Unspent CSR Account for the project as per Section 135(6) (in ₹)	Mode of Implementation - Direct (Yes/No)	Mode of Implementation - Through Implementing Agency	
				State	District (City / Village)						Name	CSR Registration Number
1	N.A	-	-	-	-	-	-	-	-	-	-	-
	TOTAL	-	-	-	-	-	-	-	-	-	-	-

(c) **Details of CSR amount spent against other than ongoing projects for the financial year:**

(1)	(2)	(3)	(4)	(5)		(6)	(7)	(8)	
Sr. No.	Name of the Project	Item from the list of activities in Schedule VII to the Act	Local area (Yes/No)	Location of the Project		Amount spent for the project (₹ in Lakhs)	Mode of Implementation - Direct (Yes/No)	Mode of Implementation - Through Implementing Agency	
				State	District (City / Village)			Name	CSR Registration Number
1	Katol Covid support	Promotion of Health Care including preventive health care and Sanitization (mentioned vide general circular No. 10/2020 dated 23rd March, 2020)	Yes	Gujarat	Panchmahal (Katol)	1.79	No	Through NGO 'ANAND ASHRAM CHARITABLE TRUST'	CSR00001174

INEOS Styrolution India Limited

(1)	(2)	(3)	(4)	(5)		(6)	(7)	(8)	
Sr. No.	Name of the Project	Item from the list of activities in Schedule VII to the Act	Local area (Yes/No)	Location of the Project		Amount spent for the project (₹ in Lakhs)	Mode of Implementation - Direct (Yes/No)	Mode of Implementation - Through Implementing Agency	
				State	District (City / Village)			Name	CSR Registration Number
2	Nandesari Covid support	Promotion of Health Care including preventive health care and Sanitization (mentioned vide general circular No. 10/2020 dated 23rd March, 2020)	Yes	Gujarat	Vadodara (Nandesari)	5.85	No	Through NGO 'SVADES (SOCIETY FOR VILLAGE DEVELOPMENT IN PETRO-CHEMICALS AREA)'	CSR00002452
3	Poicha Isolation Ward	Promotion of Health Care including preventive health care and Sanitization (mentioned vide general circular No. 10/2020 dated 23rd March, 2020)	Yes	Gujarat	Savli (Moxi)	0.23	No	Through NGO 'SVADES (SOCIETY FOR VILLAGE DEVELOPMENT IN PETRO-CHEMICALS AREA)'	CSR00002452
4	Dodka Isolation Ward	Promotion of Health Care including preventive health care and Sanitization (mentioned vide general circular No. 10/2020 dated 23rd March, 2020)	Yes	Gujarat	Savli (Moxi)	0.22	No	Through NGO 'SVADES (SOCIETY FOR VILLAGE DEVELOPMENT IN PETRO-CHEMICALS AREA)'	CSR00002452
5	Disposable emergency supplies to SSG group of hospitals	Promotion of Health Care including preventive health care and Sanitization (mentioned vide general circular No. 10/2020 dated 23rd March, 2020)	Yes	Gujarat	Vadodara (Vadodara)	9.60	No	Through NGO 'SVADES (SOCIETY FOR VILLAGE DEVELOPMENT IN PETRO-CHEMICALS AREA)'	CSR00002452

(1)	(2)	(3)	(4)	(5)		(6)	(7)	(8)	
Sr. No.	Name of the Project	Item from the list of activities in Schedule VII to the Act	Local area (Yes/No)	Location of the Project		Amount spent for the project (₹ in Lakhs)	Mode of Implementation - Direct (Yes/No)	Mode of Implementation - Through Implementing Agency	
				State	District (City / Village)			Name	CSR Registration Number
6	Medical equipment donation	Preventive Health Measures	Yes	Gujarat	Bharuch (Dahej)	33.54	No	Through NGO 'DEEPAK FOUNDATION'	CSR00000353
7	Dodka Primary Health Centre	Preventive Health Measures	Yes	Gujarat	Savli (Moxi)	0.21	No	Through NGO 'SVADES (SOCIETY FOR VILLAGE DEVELOPMENT IN PETRO-CHEMICALS AREA)'	CSR00002452
8	Dodka COVID ration kits	Promotion of Health Care including preventive health care and Sanitization (mentioned vide general circular No. 10/2020 dated 23rd March, 2020)	Yes	Gujarat	Savli (Moxi)	0.09	No	Through NGO 'ANAND ASHRAM CHARITABLE TRUST'	CSR00001174
9	COVID Centre	Promotion of Health Care including preventive health care and Sanitization (mentioned vide general circular No. 10/2020 dated 23rd March, 2020)	Yes	Gujarat	Vadodara (Nandesari)	52.60	No	Through NGO 'DEEPAK FOUNDATION'	CSR00000353
10	Annual food ration	Preventive Health Measures	Yes	Gujarat	Vadodara (Vadodara)	3.50	Yes	NA	NA
11	Computer lab tuition fees	Education aids	Yes	Gujarat	Bharuch (Dahej)	2.00	Yes	NA	NA
12	Infrastructure upgradation in Rayaka School	Infrastructure facility development	Yes	Gujarat	Savli (Moxi)	39.27	No	Through NGO 'SVADES (SOCIETY FOR VILLAGE DEVELOPMENT IN PETRO-CHEMICALS AREA)'	CSR00002452

INEOS Styrolution India Limited

(1)	(2)	(3)	(4)	(5)		(6)	(7)	(8)	
Sr. No.	Name of the Project	Item from the list of activities in Schedule VII to the Act	Local area (Yes/No)	Location of the Project		Amount spent for the project (₹ in Lakhs)	Mode of Implementation - Direct (Yes/No)	Mode of Implementation - Through Implementing Agency	
				State	District (City / Village)			Name	CSR Registration Number
13	Infrastructure upgradation in Dodka School	Infrastructure facility development	Yes	Gujarat	Savli (Moxi)	6.27	No	Through NGO 'SVADES (SOCIETY FOR VILLAGE DEVELOPMENT IN PETRO-CHEMICALS AREA)'	CSR00002452
14	Infrastructure upgradation in Sankarda school near Moxi plant	Infrastructure facility development	Yes	Gujarat	Savli (Moxi)	7.53	No	Through NGO 'SVADES (SOCIETY FOR VILLAGE DEVELOPMENT IN PETRO-CHEMICALS AREA)'	CSR00002452
15	Infrastructure upgradation and renovation of Nandesari school	Infrastructure facility development	Yes	Gujarat	Vadodara (Nandesari)	1.75	No	Through NGO 'SVADES (SOCIETY FOR VILLAGE DEVELOPMENT IN PETRO-CHEMICALS AREA)'	CSR00002452
16	Donation to Community Kitchen	Preventive Health Measures	Yes	Gujarat	Vadodara (Nandesari)	5.00	No	NA	NA
17	Continuation of running of Mobile Health Unit (MHU)	Preventive Health Measures	Yes	Gujarat	Panchmahal, Savli & Vadodara (Katol, Moxi & Nandesari)	28.21	No	Through NGO 'DEEPAK FOUNDATION'	CSR00000353
18	School Notebook distribution	Education aids	Yes	Gujarat	Savli (Moxi)	2.23	No	Through NGO 'ANAND ASHRAM CHARITABLE TRUST'	CSR00001174

(1)	(2)	(3)	(4)	(5)		(6)	(7)	(8)	
Sr. No.	Name of the Project	Item from the list of activities in Schedule VII to the Act	Local area (Yes/No)	Location of the Project		Amount spent for the project (₹ in Lakhs)	Mode of Implementation - Direct (Yes/No)	Mode of Implementation - Through Implementing Agency	
				State	District (City / Village)			Name	CSR Registration Number
19	Aushadhya Udyaan	Environment	Yes	Gujarat	Vadodara (Nandesari)	0.41	No	Through NGO 'SVADES (SOCIETY FOR VILLAGE DEVELOPMENT IN PETRO-CHEMICALS AREA)'	CSR00002452
20	Koyali PHC Multipurpose Hall	Preventive Health Measures	Yes	Gujarat	Vadodara (Koyali village Near Nandesari)	18.97	No	Through NGO 'SVADES (SOCIETY FOR VILLAGE DEVELOPMENT IN PETRO-CHEMICALS AREA)'	CSR00002452
21	EECO School Van	Education aids	Yes	Gujarat	Vadodara (Vadodara)	5.58	Yes	NA	NA
22	The Integrated Child Development scheme (Early Child Care Project)	Education aids	Yes	Gujarat	Vadodara (Nandesari)	3.00	No	Through NGO 'DEEPAK FOUNDATION'	CSR00000353
						228.67			

Sr. No.	Particulars	Amount (₹ in Lakhs)
(d)	Amount spent in administrative overheads	6.05
(e)	Amount spent on Impact Assessment, if applicable	N.A
(f)	Total amount spent for the financial year (8b+8c+8d+8e)	234.72

(g) Excess amount for set off, if any

Sr. No.	Particulars	Amount (₹ in Lakhs)
(i)	Two percent of average net profit of the company as per section 135(5)	228.46
(ii)	Total amount spent for the Financial Year	234.72
(iii)	Excess amount spent for the financial year [(ii)-(i)]	6.26
(iv)	Surplus arising out of the CSR projects or programmes or activities of the previous financial years, if any	NA
(v)	Amount available for set off in succeeding financial years [(iii)-(iv)]	6.26*

*It has been decided not to 'carry forward' the surplus amount to the next financial year for set off against CSR expenditure.

9. (a) Details of Unspent CSR amount for the preceding three financial years :

Sr. No.	Preceding Financial Year	Amount transferred to Unspent CSR Account under Section 135 (6) (in ₹)	Amount spent in the reporting Financial Year (₹ in Lakhs)	Amount transferred to any fund specified under Schedule VII as per Section 135(6), if any			Amount remaining to be spent in succeeding financial years. (in ₹)
				Name of the Fund	Amount (in ₹)	Date of Transfer	
1.	2020-2021	N.A.	N.A.	N.A.	N.A.	N.A.	N.A.
2.	2019-2020	N.A.	N.A.	N.A.	N.A.	N.A.	N.A.
3.	2018-2019	N.A.	N.A.	N.A.	N.A.	N.A.	N.A.
4.	TOTAL	-					-

(b) Details of CSR amount spent in the financial year for ongoing projects of the preceding financial year(s) :

(1)	(2)	(3)	(4)	(5)	(6)	(7)	(8)	(9)
Sr. No.	Project ID	Name of the Project	Financial Year in which the project was commenced	Project duration	Total amount allocated for the project (in ₹)	Amount spent on the project in the reporting Financial Year (in ₹)	Cumulative amount spent at the end of reporting Financial Year. (in ₹)	Status of the project - Completed / Ongoing.
1	N.A.	-	-	-	-	-	-	-
	TOTAL							

Note: Your Company did not have any ongoing CSR projects in any of preceding three financial years.

10. In case of creation or acquisition of capital asset, furnish the details relating to the asset so created or acquired through CSR spent in the financial year (asset-wise details). -

(a) Date of creation or acquisition of the capital asset(s) - N.A.

(b) Amount of CSR spent for creation or acquisition of capital asset. – NIL

(c) Details of the entity or public authority or beneficiary under whose name such capital asset is registered, their address etc. - N.A.

(d) Provide details of the capital asset(s) created or acquired (including complete address and location of the capital asset).- N.A.

Note: Your Company has not created / acquired any Capital Asset through the CSR expenditure during period under reporting.

11. Specify the reason(s), if the company has failed to spend two per cent of the average net profit as per Section 135(5).

During the financial year 2021-22, your Company has successfully spent an amount in excess of two per cent of the average net profit as required in terms of Section 135(5).

For and on behalf of the Board

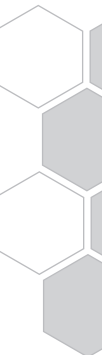
Mr. Sanjiv Vasudeva
Managing Director
and CEO

DIN: 06570945

Mr. Anil Shankar
Chairman of Corporate Social
Responsibility Committee

DIN: 02143156

May 26, 2022
Vadodara



ANNEXURE - III TO THE BOARD'S REPORT

Statement of Disclosure of Remuneration

Pursuant to Section 197 of the Act and rule 5(1) of Companies (Appointment and Remuneration of Managerial Personnel) Rules, 2014

(PART A)

A. Ratio of the remuneration of each Executive Director to the Median remuneration of the Employees of the Company and Percentage increase in remuneration of each Director, Chief Financial Officer, Chief Executive Officer and Company Secretary:

Name of Director / KMP	Designation	Ratio of remuneration of each Director / CFO / Company Secretary to median of remuneration of Employees	Percentage increase in remuneration (%)
Sanjiv Vasudeva	Managing Director & Chief Executive Officer	46.53	6.5%
Sanjeev Madan	Whole-time Director & Chief Financial Officer	21.30	6.7%
Abhijaat Sinha	Head Legal & Company Secretary	8.62	8.4%

Note:

The Independent Directors of the Company are entitled to sitting fees and Commission, in accordance with the provisions of the Act and within the limits approved by the shareholders. Other Non-Executive Directors of the Company have opted not to accept any sitting fees and commission. The details of remuneration of Non-Executive Directors are provided in the Corporate Governance Report. The ratio of remuneration and percentage increase for Non-executive Directors' remuneration is therefore not considered for the above purpose.

B. The percentage increase in the median remuneration of employees in the financial year: **2.15 %**.

C. The number of permanent employees on the rolls of the Company as on March 31, 2022: **479**

D. Average percentile increase already made in the salaries of the employees other than the managerial personnel in last financial year and comparison with percentile increase in the managerial remuneration and justification thereof:

*The average increase in managerial remuneration was **7.17 %** and for employees other than managerial personnel was **7.53%**.*

E. Affirmation that the remuneration is as per Remuneration Policy of the Company:

It is hereby affirmed that the remuneration paid to the Directors and employees is as per the Remuneration Policy of the Company.



ANNEXURE IV TO THE BOARD'S REPORT

Form AOC- 2

Pursuant to clause (h) of sub-section (3) of Section 134 of the Act and Rule 8(2) of Companies (Accounts) Rules, 2014

Form for disclosure of particulars of contracts / arrangements entered into by the company with related parties referred to in sub-section (1) of Section 188 of the Act, including certain arm's length transactions under third proviso thereto:

1. Details of contracts or arrangements or transactions not at arm's length basis:

There were no contracts or arrangements or transactions entered in to during the year ended March 31, 2022, which were not at arm's length basis.

2. Details of material contracts or arrangement or transactions at arm's length basis:

The details of material contracts or arrangement or transactions at arm's length basis for the year ended March 31, 2022 are mentioned below:

Name(s) of the related party	Nature of relationship	Duration of the contracts	Salient terms	Amount (₹ in Lakhs)	Date of approval by the Board
Purchase of raw materials					
INEOS Styrolution Mexicana S.A. de	Other related party	Sep 1, 2012 ongoing	Based on transfer pricing guidelines	176.33	Feb 10,2021
INEOS Styrolution Korea Ltd	Other related party	Sep 1, 2012 ongoing	Based on transfer pricing guidelines	2,988.62	Feb 10,2021
INEOS Styrolution (Thailand) Co., Ltd.	Other related party	Aug 1, 2013 ongoing	Based on transfer pricing guidelines	2,800.11	Feb 10,2021
INEOS Styrolution Europe GmbH	Other related party	Mar 1, 2014 ongoing	Based on transfer pricing guidelines	1,294.55	Feb 10,2021 & Feb 09,2022
INEOS Europe AG (Nitriles)	Other related party	Jan 1, 2021 ongoing	Based on transfer pricing guidelines	11,016.72	Feb 10,2021
				18,276.33	
Receiving of services (including reimbursements)					
INEOS Styrolution APAC Pte. Ltd.	Holding Company	May 1, 2012 ongoing	Based on transfer pricing guidelines	1,112.44	Feb 10,2021
INEOS Styrolution Group GmbH	Other related party	Jan 1, 2012 ongoing	Based on transfer pricing guidelines	2,471.65	Feb 10,2021
				3,584.09	
Royalty					
INEOS Styrolution Group GmbH	Other related party	Apr 1, 2015 ongoing	Based on transfer pricing guidelines	267.05	Feb 10, 2021
				267.05	

INEOS Styrolution India Limited

Name(s) of the related party	Nature of relationship	Duration of the contracts	Salient terms	Amount (₹ in Lakhs)	Date of approval by the Board
Rendering of services					
INEOS Styrolution Korea Ltd	Other related party	Jan 1, 2013 ongoing	Based on transfer pricing guidelines	395.14	Feb 10,2021 & Feb 09,2022 & May 26,2022
INEOS Styrolution Group GmbH	Other related party	Jan 1, 2013 ongoing	Based on transfer pricing guidelines	274.81	Feb 10,2021 & Nov 12,2021 & Feb 09,2022
INEOS Styrolution (Thailand) Co., Ltd.	Other related party	September 1, 2013 ongoing	Based on transfer pricing guidelines	86.44	Feb 10,2021 & May 26,2022
INEOS Styrolution APAC Pte. Ltd.	Holding Company	Jan 1, 2013 ongoing	Based on transfer pricing guidelines	342.70	Feb 10,2021 & Feb 09,2022 & May 26,2022
INEOS Europe AG	Other related party	Nov 1, 2016 ongoing	Based on transfer pricing guidelines	170.58	Feb 10,2021
INEOS Acetyls UK Ltd.	Other related party	Mar 1, 2021 ongoing	Based on transfer pricing guidelines	397.61	Feb 10,2021 & Aug 12,2021 & Feb 09,2022
INEOS US Chemicals Company	Other related party	Mar 1, 2021 ongoing	Based on transfer pricing guidelines	119.20	Feb 10,2021 & Aug 12,2021 & Feb 09,2022
				1,786.48	
Reimbursement of Expenses from related parties					
INEOS Styrolution Group GmbH	Other related party	Jan 1, 2013 ongoing	Based on transfer pricing guidelines	339.16	Feb 7, 2021
INEOS Styrolution APAC Pte. Ltd.	Holding Company	Jan 1, 2013 ongoing	Based on transfer pricing guidelines	40.02	Feb 10, 2021
INEOS Europe AG	Other related party	Nov 1, 2016 ongoing	Based on transfer pricing guidelines	5.92	Feb 10, 2021
				385.10	
Sale of Goods					
INEOS Styrolution (Thailand) Co., Ltd.	Other related party	Apr 1,2019 ongoing	Based on transfer pricing guidelines	65.62	Feb 10,2021 & May 19,2021
				65.62	
Interest on ECB					
INEOS Styrolution Group GmbH	Other related party	Oct 17, 2017 ongoing	Based on transfer pricing guidelines	132.79	Feb 10,2021 & May 19,2021
				132.79	

ECB Loan Repayment					
INEOS Styrolution Group GmbH	Other related party	Oct 17, 2017 ongoing	Based on transfer pricing guidelines	4,400.00	Feb 10,2021 & May 19,2021
				4,400.00	
Free Sample					
INEOS Styrolution Europe GmbH	Other related party	Feb 10,2021 on going	Based on transfer pricing guidelines	0.33	Feb 10,2021
INEOS Styrolution (Thailand) Co.Ltd	Other related party	Feb 10,2021 on going	Based on transfer pricing guidelines	0.16	Feb 10,2021
				0.49	

Requisite approvals have been taken for the related party transactions during the year.

For and on behalf of the Board

Robbie Alphons Maria Buntinx
Chairman
DIN: 08830690

May 26, 2022
Vadodara



ANNEXURE - V TO THE BOARD'S REPORT

Conservation of Energy, Technology Absorption, Foreign Exchange Earnings and Outgo

Pursuant to provisions of Section 134(3) (m) of the Act and Rule 8(3) of Companies (Accounts) Rules, 2014

CONSERVATION OF ENERGY

A. Energy conservation measures taken:

- (i) Efforts have been initiated to improve overall equipment efficiency at all plants.
- (ii) Power factor has been maintained high throughout the year by proper monitoring of the capacitor banks at all plants.
- (iii) Recycle of steam condensate from dryer section at NAN has been resulting in the reduction of fuel and boiler feed water.
- (iv) Recycling of water has reduced the water consumption and generation of waste water at Nandesari plant.
- (v) Installation of screw air compressor with variable frequency drive has reduced the power consumption at all plants.
- (vi) Changeover from CFL/MLL to LED lights for street lights has resulted in energy savings at Dahej, Nandesari, Katol & Moxi plants.
- (vii) Sludge treatment has been optimized in Nandesari plant, resulting in energy savings.
- (viii) Optimization in Utility booster pump from Aglo reactor in Nandesari plant resulting in energy savings.
- (ix) Cooling tower fan optimization in Nandesari plant resulting in energy savings.
- (x) At Moxi, STP has been installed and treated water from STP is used for gardening purpose resulting in decrease in fresh water consumption.
- (xi) All roots blower for pneumatic conveying system are provided with Acoustic Enclosure to maintain noise level below prescribed levels, at Moxi plant.
- (xii) Premium efficiency motors installed resulting in energy saving, as a part of Moxi 100 project.
- (xiii) Biogas plant installed at Dahej facility, converting food waste to energy.

B. Steps taken by the Company for using alternate sources of Energy.

- (i) Fuel switch over from furnace oil to natural gas at Nandesari, Katol and Dahej plant has been implemented for cleaner environment and better energy efficiency.

C. Capital investment on energy conservation equipment.

The capital investment on energy conservation equipment for various projects amounts to around INR 1970.00 K (equivalent to approx.26.00 K US \$)

TECHNOLOGY ABSORPTION

A. Efforts made towards technology absorption

The Company's R & D department is making constant efforts in absorbing and updating themselves with the technological advancements in the product portfolio of the Company.



B. Expenditure incurred on Research and Development

	Particulars	(₹ in Lakhs)
a)	Capital	81.32
b)	Recurring	260.52
c)	Total	341.84
d)	Total R & D expenditure as a percentage of : Gross turnover	0.16%
	Total R & D expenditure as a percentage of : Net turnover	0.16%

FOREIGN EXCHANGE EARNINGS AND OUTGO**(₹ in Lakhs)**

Particulars	2021-22
Foreign exchange earned in terms of actual inflow	1983.42
Foreign Exchange outgo in terms of actual outflow (including value of imports on CIF basis)	125,058.19



ANNEXURE - VI TO THE BOARD'S REPORT **Safety Health & Environment Policy**

- We believe that all accidents are preventable. Incident-free operation is our objective. We ensure, assess and strive for continuous improvement of our performance.
- The safety and health of our employees and neighboring communities, as well as the integrity of their living environments, have absolute priority over economical interests.
- INEOS Styrolution's SHE performance is a fundamental priority for the management, who are ultimately responsible for it. Management will lead by example and allocate all required resources to achieve excellence in SHE performance.
- We shall provide a framework for setting and reviewing environmental objectives along with health and safety objectives

INEOS STYROLUTION IS COMMITTED

- To encourage a SHE culture of open dialogue, coaching and trust. We ensure that all employees and service providers understand their SHE responsibilities. INEOS Styrolution will give due importance to SHE aspects in all decision making including purchase of a plant, equipment, machinery, materials selection and SHE performance of individuals in their career advancement.
- To operate in full compliance with applicable SHE laws and maintain full transparency towards the responsible authorities.
- To protect the environment and prevent pollution.
- To continually improve safety, health and environmental management system to enhance the SHE performance.



ANNEXURE - VII TO THE BOARD'S REPORT

Form No. MR-3 SECRETARIAL AUDIT REPORT

FOR THE FINANCIAL YEAR ENDED 31ST MARCH, 2022

[Pursuant to Section 204(1) of the Companies Act, 2013 and Rule No.9 of the Companies (Appointment and Remuneration of Managerial Personnel) Rules, 2014]

To,
The Members,
INEOS STYROLUTION INDIA LIMITED
5th Floor, OHM House II,
OHM Business Park,
Subhanpura,
Vadodara - 390023

We have conducted the secretarial audit of the compliance of applicable statutory provisions and the adherence to good corporate practices by the Company. Secretarial Audit was conducted in a manner that provided us a reasonable basis for evaluating the corporate conducts/statutory compliances and expressing our opinion thereon. Based on our verification of the INEOS STYROLUTION INDIA LIMITED books, papers, minute books, forms and returns filed and other records maintained by the Company and also the information provided by the Company, its officers, agents and authorized representatives during the conduct of secretarial audit, we hereby report that in our opinion, the Company has, during the audit period covering the financial year ended on 31st March, 2022 complied with the statutory provisions listed hereunder and also that the Company has proper Board-processes and compliance-mechanism in place to the extent, in the manner and subject to the reporting made hereinafter:

We have examined the books, papers, minutes books, forms and returns filed and other records maintained by the Company for the financial year ended on 31st March, 2022 according to the provisions of:

- (i) The Companies Act, 2013 ('the Act') and the rules made thereunder;
- (ii) The Securities Contracts (Regulation) Act, 1956 ('SCRA') and the rules made thereunder;
- (iii) The Depositories Act, 1996 and the Regulations and Bye-laws framed thereunder;
- (iv) Foreign Exchange Management Act, 1999 and the rules and regulations made thereunder to the extent of Foreign Direct Investment, Overseas Direct Investment and External Commercial Borrowings;
- (v) The following Regulations and Guidelines prescribed under the Securities and Exchange Board of India Act, 1992 ('SEBI Act'):-
 - (a) The Securities and Exchange Board of India (Substantial Acquisition of Shares and Takeovers) Regulations, 2011;
 - (b) The Securities and Exchange Board of India (Prohibition of Insider Trading) Regulations, 1992; [presently: The Securities and Exchange Board of India (Prohibition of Insider Trading) Regulations, 2015.]
 - (c) The Securities and Exchange Board of India (Issue of Capital and Disclosure Requirements) Regulations, 2009; [presently: The Securities and Exchange Board of India (Issue of Capital and Disclosure Requirements) Regulations, 2018]
 - (d) The Securities and Exchange Board of India (Employee Stock Option Scheme and Employee Stock Purchase Scheme) Guideline, 1999 [Presently: The Securities and Exchange Board of India (Share Based Employee Benefits and Sweat Equity) Regulations, 2021]

- (e) The Securities and Exchange Board of India (Issue and Listing of Debt Securities) Regulations, 2008; (Repealed)
- (f) The Securities and Exchange Board of India (Registrars to an Issue and Share Transfer Agents) Regulations, 1993 regarding the Companies Act and dealing with client;
- (g) The Securities and Exchange Board of India (Delisting of Equity Shares) Regulations, 2009; [Presently: The Securities and Exchange Board of India (Delisting of Equity Shares) Regulations, 2021]
- (h) The Securities and Exchange Board of India (Buyback of Securities) Regulations, 1998 [Presently: The Securities and Exchange Board of India (Buyback of Securities) Regulations, 2018]
- (vi) Having regard to the products, processes and locations of the Company as also having regard to the compliance system prevailing in the Company and on examination of the relevant documents and records in pursuance thereof, **on test check basis, we further report that** the Company has complied with the following laws applicable specifically to the Company:
 - 1. The Environment (Protection) Act, 1986
 - 2. The Air (Prevention And Control of Pollution) Act, 1981
 - 3. The Water (Prevention and Control of Pollution) Act, 1974
 - 4. The Hazardous Wastes (Management and Handling) Rules, 1989
 - 5. Indian Boiler Regulations Act, 1950
 - 6. The Factories Act, 1948
 - 7. The Industrial Disputes Act, 1947
 - 8. The Payment Of Wages Act, 1936
 - 9. The Minimum Wages Act, 1948
 - 10. The Employees State Insurance Act, 1948
 - 11. The Employees' Provident Fund And Miscellaneous Provisions Act, 1952
 - 12. The Payment Of Bonus Act, 1965
 - 13. The Payment Of Gratuity Act, 1972
 - 14. The Contract Labour (Regulation And Abolition) Act, 1970
 - 15. The Maternity Benefit Act, 1961
 - 16. The Child Labour (Prohibition And Regulation) Act, 1986
 - 17. The Industrial Employment (Standing Orders) Act, 1946
 - 18. The Employees' Compensation Act, 1923 (Earlier known as: Workmen's Compensation Act, 1923)
 - 19. The Apprentices Act, 1961
 - 20. The Equal Remuneration Act, 1976
 - 21. The Employment Exchange (Compulsory Notification Of Vacancies) Act, 1956



We have also examined compliance with the applicable clauses of the following:

- (i) Secretarial Standards issued by The Institute of Company Secretaries of India.
- (ii) The Listing Agreements entered into by the Company with BSE Ltd and National Stock Exchange of India Ltd. including The Securities and Exchange Board of India (Listing Obligations and Disclosure Requirements) Regulations, 2015 ('LODR').

During the period under review, the Company has complied with the provisions of the Act, Rules, Regulations, Guidelines, Standards etc mentioned above subject to the following observation:

- The Company has conducted only one meeting of Risk Management Committee.

In the regard, we have been informed by the Company that it was an unintentional error, as they understood the requirement of conducting two Risk Management Committee meetings during the year was applicable from the date of Constitution of Committee on 12th August, 2021.

We further report that

The Board of Directors of the Company is duly constituted with proper balance of Executive Directors, Non-Executive Directors and Independent Directors. The changes in the composition of the Board of Directors that took place during the period under review were carried out in compliance with the provisions of the Act.

Adequate notice is given to all directors to schedule the Board Meetings, agenda and detailed notes on agenda were sent at least seven days in advance, and a system exists for seeking and obtaining further information and clarifications on the agenda items before the meeting and for meaningful participation at the meeting.

Majority decision is carried through while the dissenting members' views, if any, are captured and recorded as part of the minutes.

We further report that there are adequate systems and processes in the Company commensurate with the size and operations of the Company to monitor and ensure compliance with applicable laws, rules, regulations and guidelines.

We further report (by way of information) that during the audit period:

- (a) The Company has not issued any securities during the period under review and accordingly
 - The Securities and Exchange Board of India (Issue of Capital and Disclosure Requirements) Regulations, 2018 and
 - The Securities and Exchange Board of India (Share Based Employee Benefits and Sweat Equity) Regulations, 2021
 - The Securities and Exchange Board of India (Issue and Listing of Debt Securities) Regulations, 2008

were not applicable during the audit period.

- (b) The Company has neither got delisted nor bought back any security of the Company and accordingly The Securities and Exchange Board of India (Delisting of Equity shares), Regulation, 2021; Securities and Exchange Board of India (Buyback of Securities) Regulations, 2018 were not applicable during the audit period.

- (c) The Company had passed Special Resolutions at its 48th Annual General Meeting held on 13th August, 2021 approving:
- Appointment of Mr. Sanjeev Madan as Whole-time Director of the Company for the period of 3 years w.e.f. 1st January, 2021
- (d) The Company had passed Special Resolutions through Postal Ballot on 29th November, 2021 approving:
- Revision in the remuneration of Mr. Sanjiv Vasudeva as a Managing Director & CEO, for the residual term of his appointment.
 - Revision in the remuneration of Mr. Sanjeev Madan as a Whole time Director & CFO, for the residual term of his appointment.
- (e) The disclosure of Related Party Transactions pursuant to Regulation 23(9) of LODR for the half year ended 30th September, 2021 was duly disseminated to the shareholders via website of National Stock Exchange of India Limited and BSE Ltd.

For **Devesh Pathak & Associates**
Practising Company Secretaries

Sd/-
CS Devesh A. Pathak
Sole Proprietor
FCS No.4559
CP No.: 2306
UDIN: F004559D000353809

Date: 26th May, 2022
Place: Vadodara

Note: This report is to be read with our letter of even date which is enclosed as forming integral part of this report.



26th May, 2022

To,
The Members,
INEOS STYROLUTION INDIA LIMITED
5th Floor, OHM House II,
OHM Business Park,
Subhanpura,
Vadodara - 390023

Ref: Secretarial Audit Report dated 26th May, 2022 pursuant to Section 204(1) of the Companies Act, 2013 read with Rule 9 of the Companies (Appointment and Remuneration of Managerial Personnel) Rules, 2014.

1. Maintenance of secretarial records is the responsibility of management of the Company. Our responsibility is to express an opinion on these secretarial records based on our audit.
2. We have followed the audit practices and the processes as were appropriate to obtain reasonable assurance about the correctness of the contents of the secretarial records. The verification was done on the test basis to ensure that correct facts are reflected in secretarial records. We believe that the process and the practices we followed provided reasonable basis for our opinion.
3. We have not verified the correctness and appropriateness of financial records and books of Accounts of the Company and have relied upon the Unaudited Financial Statement and Management Representation provided by the Company on the matter.
4. The compliance of the provisions of corporate and other applicable laws, rules, regulations, standards, is the responsibility of management. Our examination was limited to the verification of procedures on test basis.
5. Secretarial Audit Report is neither an assurance as to the future viability of the Company nor of the efficacy or effectiveness with which the management has conducted the affairs of the Company.

For **Devesh Pathak & Associates**
Practising Company Secretaries

Sd/-
CS Devesh A. Pathak
Proprietor
Membership No. FCS 4559
CoP No.:2306

INEOS Styrolution India Limited

BUSINESS RESPONSIBILITY REPORT

SECTION A : GENERAL INFORMATION ABOUT THE COMPANY

Corporate Identity Number (CIN) of the Company	L25200GJ1973PLC002436
Name of the Company	INEOS Styrolution India Limited
Registered address	5th Floor, OHM HOUSE - II, OHM Business Park, Subhanpura, Vadodara - 390 023, Gujarat, India Tel. No. +91 265 2303201-02
Website	www.ineosstyrolutionindia.com
E-mail id	INSTY.secshare@ineos.com
Financial Year reported	April 1, 2021 to March 31, 2022
Sector(s) that the Company is engaged in (industrial activity code-wise)	Synthetic rubber and plastic products - 2013 Polystyrene - 2013
List three key products/services that the Company manufactures/provides (as in balance sheet)	ABS SAN Polystyrene
Total number of locations where business activity is undertaken by the Company - Number of International Locations (Provide details of major 5) - Number of National Locations	Registered Office: 5th Floor, OHM HOUSE - II, OHM Business Park, Subhanpura, Vadodara - 390 023, Nandesari Plant 51, GIDC Industrial Estate, Nandesari - 391340, Dist. : Vadodara. Moxi Plant and R & D Centre Sankarda-Bhadarva Road, Post : Poicha - 391780, Tal.: Savli, Dist.: Vadodara. Katol Plant Halol-Kalol Road, Katol - 389330, Tal. : Kalol, Dist. : Panchmahal. Dahej Plant Dahej Village, Tal. : Vagra, Dist. : Bharuch - 392130
Markets served by the Company - Local/State/National/International	Your Company sells its products throughout India.



SECTION B : FINANCIAL DETAILS OF THE COMPANY

Paid up Capital (₹)	₹ 175,856,250 (divided into 17,585,625 Equity Shares of Rs.10 each)
Total Turnover (₹)	The turnover for the Financial Year 2021-22 was ₹ 217,901.56 lakhs.
Total profit / loss after taxes (₹)	For the Financial Year ending on March 31, 2022, the Company earned profit of ₹ 32,254.34 lakhs.
Total Spending on Corporate Social Responsibility (CSR) as percentage of profit after tax (%)	The Company spent an amount of ₹ 234.72 lakhs towards CSR.
List of activities in which expenditure in 4 above has been incurred:-	Please refer Annexure - II to the Board's Report - Report on Corporate Social Responsibility Activities. (Page no. 65)

SECTION C : OTHER DETAILS

Does the Company have any Subsidiary Company/ Companies?	The Company does not have any Subsidiary as on March 31, 2022.
Do the Subsidiary Company/Companies participate in the BR Initiatives of the parent company? If yes, then indicate the number of such subsidiary company(s).	The Company does not have any Subsidiary.
Do any other entity/entities (e.g. suppliers, distributors etc.) that the Company does business with, participate in the BR initiatives of the Company? If yes, then indicate the percentage of such entity/entities? [Less than 30%, 30-60%, More than 60%]	No other entity that the Company is doing business with is participating in your Company's BR initiatives.

SECTION D : BR INFORMATION

Details of Director/Directors responsible for BR

a. Details of the Director/Director responsible/BR head for implementation of the BR policy/policies

No.	Particulars	Details
1	DIN Number (if applicable)	06570945
2	Name	Mr. Sanjiv Vasudeva
3	Designation	Managing Director and CEO
4	Telephone number	(0265) 2303201/02
5	E-mail ID	sanjiv.vasudeva@ineos.com

b. Principle-wise (as per NVGs) BR Policy/policies

Question	P1	P2	P3	P4	P5	P6	P7	P8	P9
	Ethics, Transparency and Accountability	Sustainability	Wellbeing of all employees	Behavior towards stakeholders	Human Rights	Environment, Health and Safety	Industry Association	CSR	Customer Excellence
Do you have a policy/policies for?	Yes, Company's Code of Conduct sets out the principle & practices that imbibe all the principles and are applicable to all employees and stakeholders including business partners and third parties.								
Has the policy being formulated in consultation with the relevant stakeholders?	Yes, while formulating the policy documents, wherever applicable, discussions are held / views are obtained from the stakeholders to ensure that the rights & obligations of concerned stakeholders are in line with the best industry practices.								
Does the policy conform to any national/international standards? If yes, specify?	Fairness, mutual respect and integrity are the cornerstones, within the Company and within the Group, upon which our actions are based. Being a part of the INEOS Group, the Company believes in benchmarking its practices to global standards.								
Has the policy been approved by the Board? If yes, has it been signed by MD/ Owner/ CEO/ appropriate Board Director?	All Statutory Policies and Codes are adopted considering prevailing legal requirements and approvals of respective authority levels [Board of Directors, its Committees and Company Management] are obtained from time to time.								
Does the Company have a specified committee of the Board/ Director/ Official to oversee the implementation of the policy?	Implementation mechanism of all the Policies & Codes is presented to and reviewed by the respective authority periodically.								
Indicate the link for the policy to be viewed online.	<p>All related policies of your Company are available on the Website of the Company under the head Corporate Governance. One can access the same via following link as well.</p> <p>Styrolution India (www.ineosstyrolutionindia.com)</p>								
Has the policy been formally communicated to all relevant internal and external stakeholders?	The policies are communicated to all the stakeholders and awareness programmes, workshops and e-learning modules including tests and certification are administered which are mandatory for all relevant employees.								



Question	P1	P2	P3	P4	P5	P6	P7	P8	P9
	Ethics, Transparency and Accountability	Sustainability	Wellbeing of all employees	Behavior towards stakeholders	Human Rights	Environment, Health and Safety	Industry Association	CSR	Customer Excellence
Does the Company have in-house structure to implement the policy/policies?	The Company's HR department is responsible for the implementation of policies.								
Does the Company have a grievance redressal mechanism related to the policy/policies to address stakeholders' grievances related to the policy/policies?	The Company's Vigil Mechanism / Whistle-Blower Policy and the Code of Conduct as well as the platform 'Speak-up' provide an effective grievance redressal mechanism for stakeholders.								
Has the Company carried out independent audit/ evaluation of the working of this policy by an internal or external agency?	The Company evaluates and updates the policies in accordance with the group guidelines.								

c. Governance related to BR

Indicate the frequency with which the Board of Directors, Committee of the Board or CEO to assess the BR performance of the Company.	Annual basis.
Does the Company publish a BR or a Sustainability Report?	Since the financial year 2019-20, the BR report is being published in the Annual Report.
What is the hyperlink for viewing this report?	Styrolution India (www.ineosstyrolutionindia.com)
How frequently is it published?	At present this is being published on annual basis. This may change in future depending on any change in legal requirements.



SECTION E : PRINCIPLE-WISE PERFORMANCE

Principle 1	
<p>Does the policy relating to ethics, bribery and corruption cover only the Company? Yes/ No. Does it extend to the Group/Joint Ventures/Suppliers/Contractors/NGOs /Others?</p>	<p>Yes.</p> <p>The Company believes in pursuing its business objectives ethically, transparently and responsibly with its stakeholders across the value chain. Fairness, mutual respect and integrity are the cornerstones upon which the actions of the Company are based. Further, the Company only engages in business deals with third parties that conduct business ethically and do not subject the Company to any reputational harm.</p> <p>The Company's Code of Conduct is in compliance with the standards of business conduct and ethics, as well as the regulatory requirements. The Code of Conduct is communicated to all stakeholders through its website.</p> <p>The Company's Whistle-Blower Policy also encourages employees to bring instances of unethical behavior to the knowledge of the management.</p>
<p>How many stakeholder complaints have been received in the past financial year and what percentage was satisfactorily resolved by the management? If so, provide details thereof, in about 50 words or so.</p>	<p>The Company has a system in place to undertake measures to resolve grievances.</p> <p>No such complaint was received in relation to Principle 1 during the year under reporting.</p>
Principle 2	
<p>List up to 3 of your products or services whose design has incorporated social or environmental concerns, risks and/or opportunities.</p>	<p>Your company aspires to drive sustainable styrenic solutions for its customers. We leverage the versatility of Plastics to suit the needs of modern society. Our products are present in your daily life everywhere.</p> <ul style="list-style-type: none"> • Interiors and Exteriors of your two-wheeler, three-wheeler and four-wheeler/commercial vehicles. Lightweight yet durable and High-heat proof, it helps vehicles achieve the latest Bharat Stage norms. • Saving lives with diagnostic and disposable devices like insulin pens, inhalers, injectable, tubes, medicine storage, laboratory apparatus and more. • Household and Electronics like consoles, Body cases, linings, trays and accessories of Home appliances like TV, Refrigerators, Washing machines, Air-Conditioner, television, vacuum cleaner, kitchen ware and more.



Principle 2

- Energy efficient modern construction techniques and structures for windmills, ducting, roofing, fencing, railing, doors and panels.
- Our products general and special grades pack everything, be it food cases, cosmetics, containers, shrink sleeves and flexible packaging films. The shelf life of contents is enhanced while retaining the aroma and flavour.
- Our applications in Toys, sports and lifestyle goods help the users to be in happy, healthy and active frame body and mind.

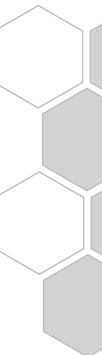
Products:

Our ABSOLAC and NOVODUR grade, through their unique combination of lightweight, durability and other intrinsic properties, they contribute to addressing global challenges, such as environmental and climate protection, resource efficiency, and rising living standards. High adhesion, dimensional stability and pre-coloured availability help end user manufacturers to make the goods swiftly, streamlined manner and minimal wastage.

Our LURAN grades improve productivity, as the use of polyuria eliminates the need for mould release agents, resulting in significantly reduction of the processes interval periods, manufacturing costs and work waste due to a drop in reject rate.

Our GPPS (General Purpose Polystyrene) grades exhibit high mechanical strength at low weight, do not require pre-drying and consume less process energy compared to other plastic materials, in fact up to 60% less energy compared to PP (Polypropylene) and 40% less than PET (Polyethylene terephthalate)

R&D for future: We believe in achieving success together. Hence we co-create special styrenic grades that appeal to customised requirements of our valued customers. Our marketing and sales team takes continual feedback and interacts with customers, to understand how INEOS Styrolution can support their product development plans. This forms the foundation for formulating new grades in our state of the art Research & Development Centre (RDC) at Moxi. Innovation and value addition is a seamless way of life at INEOS Styrolution.



Principle 2	
	<p>Our Operations and Infrastructure stays abreast in terms of modernisation, safety, technology updates, that can make every step to improve our process and be in harmony with the to environment. From simple switch to LED lightings to reduce carbon footprint or using new stacking and efficient inventory ferry bays at our warehouse, we are committed to improvements.</p>
<p>For each such product, provide the following details in respect of resource use (energy, water, raw material etc.) per unit of product(optional):</p> <p>a) Reduction during sourcing/production/distribution achieved since the previous year throughout the value chain</p> <p>b) Reduction during usage by consumers (energy, water) has been achieved since</p>	<p>The key drivers for our environmental management program are the following:</p> <ul style="list-style-type: none"> • Reduction in energy use and greenhouse gas emissions: We strive to continuously optimize the energy efficiency of our technology and operations; • Resource efficiency, including scrap reduction and waste management: Efficient use of raw materials, including reuse, recycling and recovery through optimization of our processes; • Efficient use of water: Reducing the use of water where possible and optimizing the water consumption of our operations. • Reduction of air emissions and waste water discharge: Evaluating best available technology and prevention of accidental emissions through advanced process control. • Reduction of Pellet loss: We take measures, especially in terms of enhanced housekeeping, to prevent plastic pellet loss at our production sites as well as during transportation. <p>Monitoring these key drivers is built into the business processes at all of our sites and plants. We have established key performance indicators (KPIs) on resource efficiency and material yield, energy use, water use, waste management, and emissions.</p> <p>Company focuses to improve overall equipment efficiency at all plants.</p> <ul style="list-style-type: none"> • Energy savings are achieved by variable frequency drives, energy efficient blowers, use of LED lights (alternate energy), use of premium efficiency motors, latest efficient technologies.



Principle 2	
	<ul style="list-style-type: none"> • Company also focuses on alternate sources of energy in its drive towards sustainability: <ul style="list-style-type: none"> (i) Fuel switch over from furnace oil to natural gas has been implemented for cleaner environment and better energy efficiency. (ii) Green energy generation on wind farms located in Gujarat. • Water reduction is achieved by recycling steam condensate, R.O. plant optimization, efficient pelletizer circulation systems, recycling of water and utilization of STP. • Continual monitoring of energy parameters is done for achieving the sustainability initiatives. • Company continuously focuses on environmental awareness, energy savings and seeks suggestions for improving sustainability.
<p>Does the Company have procedures in place for sustainable sourcing (including transportation)?</p> <p>a). If yes, what percentage of your inputs was sourced sustainably? Also, provide details thereof, in about 50 words or so.</p>	<p>The cornerstone of our supply chain management is our Supplier Code of Conduct. It defines our minimum expectations and requirements in supplier standards, including labor practices and human rights, health and safety, environmental protection, ethics and fair business practice.</p> <p>We expect all our suppliers - at a minimum - to comply with INEOS Styrolution's Supplier Code of Conduct, which provides additional details of our expectations from suppliers. Our Global purchasing department is responsible for ensuring that the suppliers receive and agree by the terms of our Supplier Code of Conduct. We also monitor and review their performance through our own internal assessments as well as through third-party assessors.</p> <p>We assessed 80% of total supplier spend by third-party in year 2020 and then continued monitoring the same. Also ensured continuous training of all buyers on our sustainability initiatives.</p> <p>We are in process of implementing SQAS (SQAS covers quality, safety, security, environment and CSR) to evaluate the performance of our logistics service providers by our own assessment.</p>



Principle 2	
<p>Has the Company taken any steps to procure goods and services from local & small producers, including communities surrounding their place of work?</p> <p>a) If yes, what steps have been taken to improve their capacity and capability of local and small vendors?</p>	<p>The Company procures raw materials indigenously as well as imports the same. The Company enters into long term / short term contracts for raw materials and other inputs. Company actively identifies opportunities to indigenize the raw materials / spares and works with local suppliers to develop the same.</p> <p>The Company gives preference to local supplier/ producers especially by giving to local manufacturers work on job work basis and assisting them to establish higher standard of manufacturing and quality and providing technical assistance for the processing whenever required.</p> <p>Company also enters into contracts with local contractors who are employing people from villages nearby, thereby increasing employment rate in these villages.</p> <p>The Company cautiously monitors vendors falling into MSME category and ensures that they are being paid as per the guidelines laid by the government.</p>
<p>Does the Company have a mechanism to recycle products and waste? If yes, what is the percentage of recycling of products and waste (separately as <5%, 5-10%, >10%). Also, provide details thereof, in about 50 words or so.</p>	<ul style="list-style-type: none"> • Sites have waste water treatment plants and the treated water is used for gardening & other purposes wherever possible. • Company focuses on co-processing instead of incineration to minimize air pollution load. • All recyclable wastes are recycled to authorized recyclers.
Principle 3	
<p>Please indicate the Total number of employees.</p>	<p>479 (Four Hundred Seventy-nine) Including fixed term employees on company rolls</p>
<p>Please indicate the Total number of employees hired on temporary / contractual / casual basis.</p>	<p>54 (Fifty-four) (Fixed Term employees on company rolls) 460 (Four Hundred Sixty) (Contractual employees)</p>
<p>Please indicate the Number of permanent women employees.</p>	<p>10 (Ten)</p>
<p>Please indicate the Number of permanent employees with disabilities.</p>	<p>4 (Four)</p>
<p>Do you have an employee association that is recognised by Management.</p>	<p>Yes</p>
<p>What percentage of your permanent employees is members of this recognized employee association?</p>	<p>41.3% of 479 are Unionised (198 - One hundred ninety-eight at all sites)</p>



Principle 3																					
<p>Please indicate the Number of complaints relating to child labour, forced labour, involuntary labour, sexual harassment in the last financial year and pending, as on the end of the financial year.</p>	<table border="1"> <thead> <tr> <th>No.</th> <th>Category</th> <th>No. of complaints filed during the financial year</th> <th>No. of complaints pending as on end of the financial year</th> </tr> </thead> <tbody> <tr> <td>1</td> <td>Child labour/forced labour/involuntary labour</td> <td>No</td> <td>No</td> </tr> <tr> <td>2</td> <td>Sexual harassment</td> <td>No</td> <td>No</td> </tr> <tr> <td>3</td> <td>Discriminatory employment</td> <td>No</td> <td>No</td> </tr> </tbody> </table>	No.	Category	No. of complaints filed during the financial year	No. of complaints pending as on end of the financial year	1	Child labour/forced labour/involuntary labour	No	No	2	Sexual harassment	No	No	3	Discriminatory employment	No	No				
No.	Category	No. of complaints filed during the financial year	No. of complaints pending as on end of the financial year																		
1	Child labour/forced labour/involuntary labour	No	No																		
2	Sexual harassment	No	No																		
3	Discriminatory employment	No	No																		
<p>What percentage of your under mentioned employees were given safety & skill up-gradation training in the last year?</p>	<table border="1"> <thead> <tr> <th>No.</th> <th>Category</th> <th>Employees imparted safety training</th> <th>Employees imparted skill up-gradation training</th> </tr> </thead> <tbody> <tr> <td>1</td> <td>Permanent Employees</td> <td>100%</td> <td>99%</td> </tr> <tr> <td>2</td> <td>Permanent Women Employees</td> <td>100%</td> <td>75%</td> </tr> <tr> <td>3</td> <td>Casual/Temporary/Contractual Employees</td> <td>96%</td> <td>82%</td> </tr> <tr> <td>4</td> <td>Employees with Disabilities</td> <td>100%</td> <td>-</td> </tr> </tbody> </table>	No.	Category	Employees imparted safety training	Employees imparted skill up-gradation training	1	Permanent Employees	100%	99%	2	Permanent Women Employees	100%	75%	3	Casual/Temporary/Contractual Employees	96%	82%	4	Employees with Disabilities	100%	-
No.	Category	Employees imparted safety training	Employees imparted skill up-gradation training																		
1	Permanent Employees	100%	99%																		
2	Permanent Women Employees	100%	75%																		
3	Casual/Temporary/Contractual Employees	96%	82%																		
4	Employees with Disabilities	100%	-																		
Principle 4																					
<p>Has the Company mapped its internal and external stakeholders?</p>	<p>Yes. Your Company does mapping of its internal and external stakeholders.</p>																				
<p>Out of the above, has the company identified the disadvantaged, vulnerable & marginalized stakeholders.</p>	<p>Yes. While mapping, Company does identify its disadvantaged, vulnerable and marginalized stakeholders.</p>																				
<p>Are there any special initiatives taken by the company to engage with the disadvantaged, vulnerable and marginalized stakeholders. If so, provide details thereof, in about 50 words or so.</p>	<p>The Company recognizes its responsibility towards disadvantaged, vulnerable and marginalised stakeholders. The Company has undertaken hallmark programs under various CSR initiatives which focuses on preventive health measures, promotion of education and environment protection. The details of such programs and their impact assessment are disclosed in Corporate Social Responsibility section of the Annual Report.</p>																				
Principle 5																					
<p>Does the policy of the Company on human rights cover only the Company or extend to the Group/Joint ventures /Suppliers/Contractors/NGOs/Others?</p>	<p>The Code of Conduct of the Company provides for the protection of human rights and it extends to Group as well as other associates.</p>																				
<p>How many stakeholder complaints have been received in the past financial year and what percent was satisfactorily resolved by the management?</p>	<p>There were no complaints with regard to Human Rights violations.</p>																				

Principle 6	
Does the policy related to Principle 6 cover only the Company or extends to the Group/ Joint ventures/ Suppliers/Contractors/NGOs/Others?	<p>Yes, the Company's policy extends to all interested parties.</p> <p>We provide information about our occupational health and safety and environmental protection measures as well as the impact that each of our locations has on the environment.</p>
Does the Company have strategies/ initiatives to address global environmental issues such as climate change, global warming etc.? Y/N. If yes, please give hyperlink for webpage etc.	<p>Operating responsibly is deeply embedded in our corporate values. We are strongly committed to protecting the safety and health of individuals, using resources efficiently, and safeguarding the environment.</p> <p>INEOS Styrolution India sites are certified to ISO14001: 2015 (Environmental Management system) by DQS, which reflects a commitment towards responsible management of activities, operations affecting environment.</p> <p>Environmental management is central to our daily operations and is how we drive operational excellence at all our sites. We have converted landfill waste to recycling waste and have gradually reduced our energy use as well as our emissions, such as dust and combustion gases.</p> <p>OCS – Operation Clean Sweep – is part of our commitment to Sustainability and driven at all sites. Operation Clean Sweep is all about making sure our plastic does not get into the marine environment. Operation Clean Sweep® and embed good practices for the containment of pellets in our day-to-day practices and management systems at all our production sites, and encourage logistics suppliers to also adopt these good practices.</p>
Does the Company identify and assess potential environmental risks? Y/N	<p>Yes. The Company's SHE (Safety, Health and Environment) protocols and system / policies cover all such monitoring.</p>
Does the Company have any project related to Clean Development Mechanism? If so, provide details thereof, in about 50 words or so. Also, if Yes, whether any environmental compliance report is filed?	<p>a) Premium efficiency motors installed resulting in energy saving in all new Projects.</p> <p>b) Green Belt corridors have been developed and are being maintained near Plant locations at Nandesari and Moxi.</p> <p>c) Rain water harvesting system is developed at Moxi.</p> <p>d) At Moxi, STP has been installed and treated water from STP is used for gardening purpose resulting in decrease in freshwater consumption.</p>



Principle 6	
<p>Has the company undertaken any other initiatives on – clean technology, energy efficiency, renewable energy, etc.? Y/N. If yes, please give hyperlink for web page etc.</p>	<p>Yes.</p> <p>A. Energy conservation measures taken:</p> <ul style="list-style-type: none"> (i) Efforts have been initiated to improve overall equipment efficiency at all plants. (ii) Power factor has been maintained high throughout the year by proper monitoring of the capacitor banks at all plants. (iii) Recycle of steam condensate from dryer section at Nandesari has been resulting in the reduction of fuel and boiler feed water. (iv) Recycling of water has reduced the water consumption and generation of waste water at Nandesari plant. (v) Installation of screw air compressor with variable frequency drive has reduced the power consumption at all plants. (vi) Changeover from CFL/MLL to LED lights for street lights has resulted in energy savings at Dahej, Nandesari, Katol & Moxi plants. (vii) Sludge treatment has been optimized in Nandesari plant, resulting in energy savings. (viii) Optimization in Utility booster pump from Aglo reactor in Nandesari plant resulting in energy savings. (ix) Cooling tower fan optimization in Nandesari plant resulting in energy savings. (x) Biogas plant installed at Dahej facility, converting food waste to energy. <p>B. Steps taken by the Company for using alternate sources of Energy:</p> <ul style="list-style-type: none"> (i) Fuel switch over from furnace oil to natural gas at Nandesari, Katol and Dahej plant has been implemented for cleaner environment and better energy efficiency.
<p>Are the Emissions/Waste generated by the Company within the permissible limits given by CPCB/SPCB for the financial year being reported?</p>	<p>All emissions and waste, as were generated for the financial year being reported, were within the permissible limits as given by CPCB/GPCB.</p>



Principle 6	
Number of show cause/ legal notices received from CPCB/SPCB which are pending (i.e. not resolved to satisfaction) as on end of Financial Year.	<p>There are no show cause/ legal notices pending as on end of the Financial Year.</p> <p>One Direction dated 13.04.2022 received from GPCB under Air (Prevention and Control of Pollution) Act -1981, for fire incident at Nandesari unit on 25th March'2022.</p>
Principle 7	
Is your Company a member of any trade and chamber or association? If Yes, name only those major ones that your business deals with:	<p>The Company engages with industry bodies and associations to influence public and regulatory policy in a responsible manner. The Company is a member of :</p> <ul style="list-style-type: none"> - Chemicals and Petrochemicals Manufacturers Association (CPMA) - Federation of Gujarat Industries (FGI). - Society of Polymer Engineers (SPE) <p>Company also works closely with other industry bodies like :</p> <ul style="list-style-type: none"> - PlastIndia foundation - All India Plastics Manufacturers Association (AIPMA) - Indian Plastics Institute - Bureau of Indian Standards (BIS)
Have you advocated/lobbied through above associations for the advancement or improvement of public good? Yes/No; if yes specify the broad areas (drop box: Governance and Administration, Economic Reforms, Inclusive Development Policies, Energy Security, Water, Food Security, Sustainable Business Principles, Others)	<p>The Company has engaged with industry bodies in the following areas :</p> <ul style="list-style-type: none"> - Bureau of Indian Standards : Sustainable business principles - Chemicals and Petrochemicals Manufacturers Association (CPMA) : Inclusive Development Policies
Principle 8	
Does the company have specified programmes/ initiatives/projects in pursuit of the policy related to Principle 8? If yes, details thereof.	<p>Yes, your Company has specified programmes / initiatives / projects in pursuit of its Policy on CSR.</p> <p>Some of the key CSR initiatives undertaken by the Company during the year include:</p> <p>(a) Primary health care facilities</p> <ul style="list-style-type: none"> - Running of Mobile Health Unit, providing basic medical facilities in the villages near Company's plants.



Principle 8	
	<p>(b) Environment preservation and related infrastructure support</p> <ul style="list-style-type: none"> - Making 10 Aushadhya Udyan (herbal gardens) in 10 government schools near Nandesari and Moxi. <p>(c) Education aids and related infrastructure facility development</p> <ul style="list-style-type: none"> - Providing educational and infrastructural facilities such as solar panel installation for renewable power generation, CCTV, and renovation of toilet blocks in primary schools located near the Company's plants. - Providing special assistance and a van to the schools of differently abled kids near Company's office. <p>(d) Donation towards Covid-19 Relief Activities</p> <ul style="list-style-type: none"> - Provision of medical equipment like Oxygen Concentrators, BiPAP machines to government hospitals in Dahej and Covid centre in Nandesari. - Providing groceries, ration kits and sanitization kits to the needy in Nandesari and Moxi. - Distribution of food packets to frontline warriors, patients and dependents in Covid-19 Ward in Vadodara city. - Providing disposable medical masks, gloves, diapers, blood test kits, in SSG government hospital in Vadodara. - Emergency isolation wards and donating BP monitor machine, digital thermometer, oximeter, hand sanitizer, masks and other emergency aid in village PHCs near Nandesari, Katol and Moxi.
Are the programs/projects undertaken through in-house team/own foundation/external NGO/government structures/any other organization?	Some programs are undertaken through inhouse teams and some are implemented in partnership with NGOs/ other implementing agencies.
Have you done any impact assessment of your initiative?	Yes. Before selecting/approving any CSR project, a detailed feasibility study of the project is undertaken by the CSR Team of the Company.
What is your Company's direct contribution to community development projects- Amount in ₹ and the details of the projects undertaken.	<p>The details of contributions made by the Company for community development are provided in the CSR report of the Company.</p> <p>The detailed CSR Report is available on page 65 of this Annual Report.</p>

Principle 8	
Have you taken steps to ensure that this community development initiative is successfully adopted by the community? Please explain in 50 words, or so.	<p>The key focus areas under CSR activities for the Company are promoting education; preventive healthcare; infrastructural support; sanitation facilities; purification of water; rural development; community welfare and creating livelihoods for people, especially those from disadvantaged sections of society, in rural and urban India.</p> <p>The impacts and adoption of Company's CSR initiatives by the Community are examined on regular intervals. The same are explained under CSR Report of the Company. (Page no. 65)</p>
Principle 9	
What percentage of customer complaints/consumer cases are pending as on the end of financial year.	<p>There are no consumer cases pending as on end of financial year.</p> <p>A robust Marketing and Sales team is in constant interaction with customers, understanding the concerns and using their feedback to formulate new customized grades to suit their requirement.</p> <p>Our customer complaints are on low level and at very low % of our sales revenue.</p>
Does the Company display product information on the product label, over and above what is mandated as per local laws? Yes/No/N.A./Remarks (additional information)	Yes, the Company displays all information on the product label as mandated by applicable laws. No additional information is provided on the labels.
Is there any case filed by any stakeholder against the company regarding unfair trade practices, irresponsible advertising and/or anti-competitive behaviour during the last five years and pending as on end of financial year. If so, provide details thereof, in about 50 words or so.	<p>There are no cases filed against the Company regarding unfair trade practices or anti-competitive behavior.</p> <ul style="list-style-type: none"> - Your Company strongly discourages unfair trade practices. - Company has policies and internal check system at places for monitoring activities in this regard. - Regular trainings are imparted in this regard. - All employees are mandated to adhere to these policies in their day to day routine.
Did your Company carry out any consumer survey/ consumer satisfaction trends?	We do Customer Satisfaction Survey by third party as per independent feedback with our business partners for getting the real time feedback and to improve it on continuous basis and support our customers. This was last done in 2018 by NIELSEN India.



INDEPENDENT AUDITOR'S REPORT

To the Members of
INEOS Styrolution India Limited

Report on the audit of the financial statements

Opinion

We have audited the accompanying financial statements of **INEOS Styrolution India Limited** ("the Company"), which comprise the Balance Sheet as at 31st March 2022, and the Statement of Profit and Loss (including Other Comprehensive Income), the Statement of Cash Flows and the Statement of Changes in Equity for the year then ended, and a summary of significant accounting policies and other explanatory information.

In our opinion and to the best of our information and according to the explanations given to us, the aforesaid financial statements give the information required by the Companies Act, 2013 ("the Act") in the manner so required and give a true and fair view in conformity with the Indian Accounting Standards prescribed under section 133 of the Act read with the Companies (Indian Accounting Standards) Rules, 2015, as amended, ("Ind AS") and other accounting principles generally accepted in India, of the state of affairs of the Company as at 31st March 2022, and its profit, total comprehensive income, its cash flows and the changes in equity for the year ended on that date.

Basis for Opinion

We conducted our audit of the financial statements in accordance with the Standards on Auditing specified under section 143(10) of the Act (SAs). Our responsibilities under those Standards are further described in the Auditor's Responsibility for the Audit of the Financial Statements section of our report. We are independent of the Company in accordance with the Code of Ethics issued by the Institute of Chartered Accountants of India (ICAI) together with the ethical requirements that are relevant to our audit of the financial statements under the provisions of the Act and the Rules made thereunder, and we have fulfilled our other ethical responsibilities in accordance with these requirements and the ICAI's Code of Ethics. We believe that the audit evidence obtained by us, is sufficient and appropriate to provide a basis for our audit opinion on the financial statements.

Key Audit Matters

Key audit matters are those matters that, in our professional judgment, were of most significance in our audit of the financial statements of the current period. These matters were addressed in the context of our audit of the financial statements as a whole, and in forming our opinion thereon, and we do not provide a separate opinion on these matters. We have determined the matters described below to be the key audit matters to be communicated in our report.

Key audit matter	Auditor's Response
Assessment of ongoing income tax and indirect tax litigations [Refer to 1(s) Significant accounting policies) and Note 38 (Contingent liabilities) to the financial statements]	Our procedures on the management's assessment of these matters included: <ul style="list-style-type: none">Understanding and evaluating process and controls designed and implemented by the management including testing operating effectiveness of relevant controls

Key audit matter	Auditor's Response
<p>As at 31st March 2022, the Company is subjected to a number of indirect tax litigations relating to disallowance of CENVAT credit in respect of payment of countervailing duty and special additional duty through Duty Entitlement Passbook (DEPB) in respect of import of raw materials and availing of CENVAT credit, disallowance of service tax credit on certain input services and income tax litigations relating to disallowance of expenses, transfer pricing adjustments etc. (together referred to as "litigations"). These matters are in appeal before various judicial forums.</p> <p>The eventual outcome of these litigations is uncertain, and the positions taken by the management are based on the application of significant judgement and estimation. The review of these matters requires application and interpretation of tax laws and reference to applicable judicial pronouncements. Based on management judgement and the advice from external legal and tax consultants and considering the merits of the case, the Company has recognized provisions wherever required and for the balance matters, where the management expects favourable outcome, these litigations have been disclosed as contingent liabilities in the financial statements unless the possibility of outflow of resources is considered to be remote.</p> <p>Given the uncertainty and application of significant judgment in this area in terms of the eventual outcome of litigations, we determined this to be a key audit matter.</p>	<ul style="list-style-type: none"> • Gaining an understanding of the tax related litigations through discussions with the management, including the significant developments, additions and settlements during the year; • Inspecting demand notices, assessment/transfer pricing orders including documents related to filing of appeals with various authorities/courts, if any, received from tax authorities and evaluating the Company's response to those matters; • Obtaining independent confirmations from the Company's external tax experts including the status of the significant litigations, their views regarding the likely outcome and magnitude of the potential exposure; • Evaluating the management's assessment on the likely outcome and potential magnitude by involving auditor's experts on complex or significant matters as considered necessary; and • Assessing the adequacy of the Company's disclosures in the financial statements

Information Other than the Financial Statements and Auditor's Report Thereon

- The Company's Board of Directors is responsible for the other information. The other information comprises the information included in the Director's report of even date and annexure thereof, but does not include the financial statements and our auditor's report thereon.
- Our opinion on the financial statements does not cover the other information and we do not express any form of assurance conclusion thereon.
- In connection with our audit of the financial statements, our responsibility is to read the other information and, in doing so, consider whether the other information is materially inconsistent with the financial statements or our knowledge obtained during the course of our audit or otherwise appears to be materially misstated.
- If, based on the work we have performed, we conclude that there is a material misstatement of this other information, we are required to report that fact. We have nothing to report in this regard.

Management's Responsibility for the Financial Statements

The Company's Board of Directors is responsible for the matters stated in section 134(5) of the Act with respect to the preparation of these financial statements that give a true and fair view of the financial position, financial including other

comprehensive income, cash flows and changes in equity of the Company in accordance with the Ind AS and other accounting principles generally accepted in India. This responsibility also includes maintenance of adequate accounting records in accordance with the provisions of the Act for safeguarding the assets of the Company and for preventing and detecting frauds and other irregularities; selection and application of appropriate accounting policies; making judgments and estimates that are reasonable and prudent; and design, implementation and maintenance of adequate internal financial controls, that were operating effectively for ensuring the accuracy and completeness of the accounting records, relevant to the preparation and presentation of the financial statement that give a true and fair view and are free from material misstatement, whether due to fraud or error.

In preparing the financial statements, management is responsible for assessing the Company's ability to continue as a going concern, disclosing, as applicable, matters related to going concern and using the going concern basis of accounting unless management either intends to liquidate the Company or to cease operations, or has no realistic alternative but to do so.

Those Board of Directors are also responsible for overseeing the Company's financial reporting process.

Auditor's Responsibility for the Audit of the Financial Statements

Our objectives are to obtain reasonable assurance about whether the financial statements as a whole are free from material misstatement, whether due to fraud or error, and to issue an auditor's report that includes our opinion. Reasonable assurance is a high level of assurance, but is not a guarantee that an audit conducted in accordance with SAs will always detect a material misstatement when it exists. Misstatements can arise from fraud or error and are considered material if, individually or in the aggregate, they could reasonably be expected to influence the economic decisions of users taken on the basis of these financial statements.

As part of an audit in accordance with SAs, we exercise professional judgment and maintain professional skepticism throughout the audit. We also:

- Identify and assess the risks of material misstatement of the financial statements, whether due to fraud or error, design and perform audit procedures responsive to those risks, and obtain audit evidence that is sufficient and appropriate to provide a basis for our opinion. The risk of not detecting a material misstatement resulting from fraud is higher than for one resulting from error, as fraud may involve collusion, forgery, intentional omissions, misrepresentations, or the override of internal control.
- Obtain an understanding of internal financial control relevant to the audit in order to design audit procedures that are appropriate in the circumstances. Under section 143(3)(l) of the Act, we are also responsible for expressing our opinion on whether the Company has adequate internal financial controls system in place and the operating effectiveness of such controls.
- Evaluate the appropriateness of accounting policies used and the reasonableness of accounting estimates and related disclosures made by the management.
- Conclude on the appropriateness of management's use of the going concern basis of accounting and, based on the audit evidence obtained, whether a material uncertainty exists related to events or conditions that may cast significant doubt on the Company's ability to continue as a going concern. If we conclude that a material uncertainty exists, we are required to draw attention in our auditor's report to the related disclosures in the financial statements or, if such disclosures are inadequate, to modify our opinion. Our conclusions are based on the audit evidence obtained up to the date of our auditor's report. However, future events or conditions may cause the Company to cease to continue as a going concern.
- Evaluate the overall presentation, structure and content of the financial statements, including the disclosures, and whether the financial statements represent the underlying transactions and events in a manner that achieves fair presentation.

Materiality is the magnitude of misstatements in the financial statements that, individually or in aggregate, makes it probable that the economic decisions of a reasonably knowledgeable user of the financial statements may be influenced. We consider quantitative materiality and qualitative factors in (i) planning the scope of our audit work and in evaluating the results of our work; and (ii) to evaluate the effect of any identified misstatements in the financial statements.

We communicate with those charged with governance regarding, among other matters, the planned scope and timing of the audit and significant audit findings, including any significant deficiencies in internal control that we identify during our audit.

We also provide those charged with governance with a statement that we have complied with relevant ethical requirements regarding independence, and to communicate with them all relationships and other matters that may reasonably be thought to bear on our independence, and where applicable, related safeguards.

From the matters communicated with those charged with governance, we determine those matters that were of most significance in the audit of the financial statements of the current period and are therefore the key audit matters. We describe these matters in our auditor's report unless law or regulation precludes public disclosure about the matter or when, in extremely rare circumstances, we determine that a matter should not be communicated in our report because the adverse consequences of doing so would reasonably be expected to outweigh the public interest benefits of such communication.

Report on Other Legal and Regulatory Requirements

1. As required by Section 143(3) of the Act, based on our audit we report, to the extent applicable that:
 - a) We have sought and obtained all the information and explanations which to the best of our knowledge and belief were necessary for the purposes of our audit.
 - b) In our opinion, proper books of account as required by law have been kept by the Company so far as it appears from our examination of those books.
 - c) The Balance Sheet, the Statement of Profit and Loss including Other Comprehensive Income, the Statement of Cash Flows and Statement of Changes in Equity dealt with by this Report are in agreement with the relevant books of account.
 - d) In our opinion, the aforesaid financial statements comply with the Ind AS specified under Section 133 of the Act.
 - e) On the basis of the written representations received from the directors as on 31st March, 2022 taken on record by the Board of Directors, none of the directors is disqualified as on 31st March, 2022 from being appointed as a director in terms of Section 164(2) of the Act.
 - f) With respect to the adequacy of the internal financial controls over financial reporting of the Company and the operating effectiveness of such controls, refer to our separate Report in "Annexure A". Our report expresses an unmodified opinion on the adequacy and operating effectiveness of the Company's internal financial controls over financial reporting.
 - g) With respect to the other matters to be included in the Auditor's Report in accordance with the requirements of section 197(16) of the Act, as amended,

In our opinion and to the best of our information and according to the explanations given to us, the remuneration paid by the Company to its directors during the year is in accordance with the provisions of section 197 of the Act.



- h) With respect to the other matters to be included in the Auditor's Report in accordance with Rule 11 of the Companies (Audit and Auditors) Rules, 2014, as amended in our opinion and to the best of our information and according to the explanations given to us:
- i. The Company has disclosed the impact of pending litigations on its financial position in its financial statements;
 - ii. The Company has made provision, as required under the applicable law or accounting standards, for material foreseeable losses, if any, on long-term contracts including derivative contracts
 - iii. There has been no delay in transferring amounts, required to be transferred, to the Investor Education and Protection Fund by the Company
 - iv. (a) The Management has represented that, to the best of its knowledge and belief, no funds have been advanced or loaned or invested (either from borrowed funds or share premium or any other sources or kind of funds) by the Company to or in any other person(s) or entity(ies), including foreign entities ("Intermediaries"), with the understanding, whether recorded in writing or otherwise, that the Intermediary shall, directly or indirectly lend or invest in other persons or entities identified in any manner whatsoever by or on behalf of the Company ("Ultimate Beneficiaries") or provide any guarantee, security or the like on behalf of the Ultimate Beneficiaries.
 - (b) The Management has represented, that, to the best of its knowledge and belief, no funds have been received by the Company from any person(s) or entity(ies), including foreign entities("Funding Parties"), with the understanding whether recorded in writing or otherwise, that the company shall, directly or indirectly, lend or invest in other persons or entities identified in any manner whatsoever by or on behalf of the funding party ("Ultimate beneficiaries") or provide any guarantee, security or the like on behalf of the ultimate beneficiaries.
 - (c) Based on the audit procedures that has been considered reasonable and appropriate in the circumstances, nothing has come to our notice that has caused us to believe that the representations under sub-clause (i) and (ii) of Rule 11(e), as provided under (a) and (b) above, contain any material misstatement.
 - v. (a) The final dividend proposed in the previous year, declared and paid by the Company during the year is in accordance with section 123 of the Act, as applicable.
 - (b) The 1st interim dividend declared and paid by the Company during the year and until the date of this report is in accordance with section 123 of the Companies Act 2013.
 - (c) The 2nd interim dividend declared by the Company is in accordance with section 123 of the Companies Act 2013 to the extent it applies to declaration of dividend. However, the said dividend was not due for payment on the date of this audit report
2. As required by the Companies (Auditor's Report) Order, 2020 ("the Order") issued by the Central Government in terms of Section 143(11) of the Act, we give in "Annexure B" a statement on the matters specified in paragraphs 3 and 4 of the Order.

Place: Vadodara
Date: 26 May 2022

For **Deloitte Haskins & Sells**
Chartered Accountants
(Firm's Registration No. 117365W)

Hardik Sutaria
Partner
(Membership No.116642)
(UDIN: 22116642JJPYEN6326)

ANNEXURE A TO INDEPENDENT AUDITORS' REPORT

(Referred to in paragraph 1(f) under 'Report on Other Legal and Regulatory Requirements' section of our report of even date)

Report on the Internal Financial Controls Over Financial Reporting under Clause (i) of Sub-section 3 of Section 143 of the Companies Act, 2013 (“the Act”)

We have audited the internal financial controls over financial reporting of INEOS Styrolution India Limited (“the Company”) as of 31st March, 2022 in conjunction with our audit of the Ind AS financial statements of the Company for the year ended on that date.

Management's Responsibility for Internal Financial Controls

The Company's management is responsible for establishing and maintaining internal financial controls based on the internal control over financial reporting criteria established by the Company considering the essential components of internal control stated in the Guidance Note on Audit of Internal Financial Controls Over Financial Reporting issued by the Institute of Chartered Accountants of India. These responsibilities include the design, implementation and maintenance of adequate internal financial controls that were operating effectively for ensuring the orderly and efficient conduct of its business, including adherence to company's policies, the safeguarding of its assets, the prevention and detection of frauds and errors, the accuracy and completeness of the accounting records, and the timely preparation of reliable financial information, as required under the Companies Act, 2013.

Auditor's Responsibility

Our responsibility is to express an opinion on the Company's internal financial controls over financial reporting of the Company based on our audit. We conducted our audit in accordance with the Guidance Note on Audit of Internal Financial Controls Over Financial Reporting (the “Guidance Note”) issued by the Institute of Chartered Accountants of India and the Standards on Auditing prescribed under Section 143(10) of the Companies Act, 2013, to the extent applicable to an audit of internal financial controls. Those Standards and the Guidance Note require that we comply with ethical requirements and plan and perform the audit to obtain reasonable assurance about whether adequate internal financial controls over financial reporting was established and maintained and if such controls operated effectively in all material respects.

Our audit involves performing procedures to obtain audit evidence about the adequacy of the internal financial controls system over financial reporting and their operating effectiveness. Our audit of internal financial controls over financial reporting included obtaining an understanding of internal financial controls over financial reporting, assessing the risk that a material weakness exists, and testing and evaluating the design and operating effectiveness of internal control based on the assessed risk. The procedures selected depend on the auditor's judgement, including the assessment of the risks of material misstatement of the financial statements, whether due to fraud or error.

We believe that the audit evidence we have obtained is sufficient and appropriate to provide a basis for our audit opinion on the Company's internal financial controls system over financial reporting.

Meaning of Internal Financial Controls Over Financial Reporting

A company's internal financial control over financial reporting is a process designed to provide reasonable assurance regarding the reliability of financial reporting and the preparation of financial statements for external purposes in accordance with generally accepted accounting principles. A company's internal financial control over financial reporting includes those policies and procedures that (1) pertain to the maintenance of records that, in reasonable detail, accurately and fairly reflect the transactions and dispositions of the assets of the company; (2) provide reasonable assurance that transactions are recorded as necessary to permit preparation of financial statements in accordance with generally accepted accounting principles, and that receipts and expenditures of the company are being made only in accordance with authorisations of management and directors of the company; and (3) provide reasonable assurance regarding prevention or timely detection of unauthorised acquisition, use, or disposition of the company's assets that could have a material effect on the financial statements.

ANNEXURE A TO INDEPENDENT AUDITORS' REPORT

(Referred to in paragraph 1(f) under 'Report on Other Legal and Regulatory Requirements' section of our report of even date)

Inherent Limitations of Internal Financial Controls Over Financial Reporting

Because of the inherent limitations of internal financial controls over financial reporting, including the possibility of collusion or improper management override of controls, material misstatements due to error or fraud may occur and not be detected. Also, projections of any evaluation of the internal financial controls over financial reporting to future periods are subject to the risk that the internal financial control over financial reporting may become inadequate because of changes in conditions, or that the degree of compliance with the policies or procedures may deteriorate.

Opinion

In our opinion, to the best of our information and according to the explanations given to us the Company has, in all material respects, an adequate internal financial controls system over financial reporting and such internal financial controls over financial reporting were operating effectively as at 31st March, 2022, based on the criteria for internal financial control over financial reporting established by the Company considering the essential components of internal control stated in the Guidance Note on Audit of Internal Financial Controls Over Financial Reporting issued by the Institute of Chartered Accountants of India.

For **Deloitte Haskins & Sells**
Chartered Accountants
(Firm's Registration No. 117365W)

Hardik Sutaria
Partner
(Membership No.116642)
(UDIN: 22116642AJPYEN6326)

Place: Vadodara
Date: 26 May 2022

ANNEXURE B TO INDEPENDENT AUDITORS' REPORT

(Referred to in paragraph 'Report on Other Legal and Regulatory Requirements' section of our report of even date)

- (i) (a) (A) The Company has maintained proper records showing full particulars, including quantitative details and situation of property, plant and equipment, capital work-in-progress, and relevant details of right-of-use assets.
- (B) the Company does not hold any intangible assets , reporting under clause 3(i)(B) of the Order is not applicable.
- (b) The Company has a program of verification of Property, Plant and Equipment, capital work-in-progress and right-of-use assets so to cover all the items once every 2 years which, in our opinion, is reasonable having regard to the size of the Company and the nature of assets. Pursuant to the program, certain Property, Plant and Equipment were due for verification during the year and were physically verified by the Management during the year.
- According to the information and explanations given to us, no material discrepancies were noticed on such verification.
- (c) Based on our examination of the registered sale deed / transfer deed / conveyance deed provided to us, we report that, the title deeds of all the immovable properties, (other than immovable properties where the Company is the lessee and the lease agreements are duly executed in favour of the Company) disclosed in the financial statements included in property, plant and equipment, capital work-in progress and non-current assets held for sale are held in the name of the Company as at the balance sheet date.
- (d) The Company has not revalued any of its property, plant and equipment (including Right of Use assets) during the year. The Company does not have any intangible assets.
- (e) No proceedings have been initiated during the year or are pending against the Company as at 31st March 2022 for holding any benami property under the Benami Transactions (Prohibition) Act, 1988 (as amended in 2016) and rules made thereunder.
- (ii) (a) The inventories other than goods-in-transit and stocks held with third parties, were physically verified during the year by the Management at reasonable intervals. In our opinion and based on information and explanations given to us, the coverage and procedure of such verification by the Management is appropriate having regard to the size of the Company and the nature of its operations. In respect of goods in transit, the goods have been received subsequent to the year-end or confirmations have been obtained from the parties. No discrepancies of 10% or more in the aggregate for each class of inventories were noticed on such physical verification of inventories, when compared with the books of account.
- (b) According to the information and explanations given to us, the Company has been sanctioned working capital limits in excess of Rs. 5 crores, in aggregate, at points of time during the year, from banks or financial institutions on the basis of security of current assets. In our opinion and according to the information and explanations given to us, the quarterly returns or statements comprising stock statements, book debt statements, credit monitoring arrangement reports, statements on ageing analysis of the debtors/other receivables, and other stipulated financial information filed by the Company with such banks or financial institutions are in agreement with the unaudited books of account of the Company of the respective quarters.
- (iii) The Company has not made any investments in, provided any guarantee or security, to companies, firms, Limited Liability Partnerships or any other parties during the year. However, the Company granted loans or advances in the nature of loans, secured or unsecured to its employees.
- (a) The Company has provided loans or advances in the nature of loans during the year, and details of which are given below:

ANNEXURE B TO INDEPENDENT AUDITORS' REPORT

(Referred to in paragraph 'Report on Other Legal and Regulatory Requirements' section of our report of even date)

Particulars	Loans amount (₹ in Lakhs)
Aggregate amount granted / provided during the year to employees	29.00
Balance outstanding as at balance sheet date in respect of above cases	20.59

The Company has not provided any guarantee or security to any other entity during the year.

- (b) All the above-mentioned loans provided, during the year are, in our opinion, prima facie, not prejudicial to the Company's interest.
- (c) In respect of loans granted by the Company, the schedule of repayment of principal and payment of interest has been stipulated and the repayments of principal amounts and receipts of interest are regular as per stipulation.
- (d) According to information and explanations given to us and based on the audit procedures performed, in respect of loans granted by the Company, there is no overdue amount remaining outstanding as at the balance sheet date.
- (e) No loan or advance in the nature of loan granted by the Company which has fallen due during the year, has been renewed or extended or fresh loans granted to settle the overdues of existing loans given to the same parties.
- (f) According to information and explanations given to us and based on the audit procedures performed, the Company has not granted any loans or advances in the nature of loans either repayable on demand or without specifying any terms or period of repayment during the year. Hence, reporting under clause (iii)(f) is not applicable
- (iv) According to the information and explanations given to us, the Company has not granted any loans, made investments or provided guarantees or securities that are covered under the provisions of sections 185 or 186 of the Companies Act, 2013, and hence reporting under clause (iv) of the Order is not applicable.
- (v) According to the information and explanations given to us, the Company has not accepted any deposit or amounts which are deemed to be deposits during the year. In respect of unclaimed deposits, the Company has complied with the provisions of Sections 73 to 76 or any other relevant provisions of the Companies Act, 2013.
- (vi) The maintenance of cost records has been specified by the Central Government under section 148(1) of the Companies Act, 2013. We have broadly reviewed the books of account maintained by the Company pursuant to the Companies (Cost Records and Audit) Rules, 2014, as amended, prescribed by the Central Government for maintenance of cost records under Section 148(1) of the Companies Act, 2013, and are of the opinion that, prima facie, the prescribed cost records have been made and maintained by the Company. We have, however, not made a detailed examination of the cost records with a view to determine whether they are accurate or complete.
- (vii) According to the information and explanations given to us, in respect of statutory dues:
 - (a) The Company has generally been regular in depositing undisputed statutory dues, including Goods and Services tax, Provident Fund, Employees' State Insurance, Income-tax, Customs Duty, cess and other material statutory dues applicable to it to the appropriate authorities.
 - (b) There were no undisputed amounts payable in respect of Goods and Services tax, Provident Fund, Employees' State Insurance, Income-tax, Sales Tax, Service Tax, Customs Duty, Excise Duty, Value Added Tax, cess and other material statutory dues in arrears as at 31st March, 2022 for a period of more than six months from the date they became payable.

ANNEXURE B TO INDEPENDENT AUDITORS' REPORT

(Referred to in paragraph 'Report on Other Legal and Regulatory Requirements' section of our report of even date)

(c) Details of dues of Income-tax, Sales Tax, Service Tax, Customs Duty, Excise Duty, and Value Added Tax which have not been deposited as on 31st March, 2022 on account of disputes are given below:

Sr. No.	Name of Statute	Nature of Dues	Forum where Dispute is Pending	Period to which the Amount Relates	Amount Involved (in Rs. Lakhs)	Amount paid (in Rs. lakhs)	Amount Unpaid (in Rs. Lakhs)
1	Income Tax Act, 1961	Income Tax	Commissioner of Income Tax (Appeals)	AY 2010-11 to AY 2016-17	3,356.05	1,108.28	2,247.77
2	Income Tax Act, 1961	Income Tax	The Assistant commissioner, TDS Circle	AY 2013-14	697.42	69.74	627.68
3	Income Tax Act, 1961	Income Tax	Additional / Joint / Deputy / Assistant Commissioner of Income Tax	AY 2017-18 and 2018-19	3,058.79	460.00	2,598.79
4	The Central Excise Act, 1944	CVD Claimed as credit as per exemption under DEPB	CESTAT	Jan 2005 to Dec 2011	8,115.74	93.57	8,022.17
5	Finance Act, 1994	Service Tax	CESTAT	Aug 2008 to June 2016	936.69	56.12	880.57
6	Finance Act, 1994	Service Tax	Commissioner Central Excise (A), Surat	Mar 2014 to Jan 2015	17.94	0.22	17.72
7	Finance Act, 1994	Service Tax	The Assistant commissioner, TDS Circle	FY 2014-15 and FY 2016-17	55.80	2.79	53.01
8	The Customs Tariff Act, 1975	Custom Duty	CESTAT	FY 2011-12	39.28	1.92	37.36
9	The Central Sales Tax Act, 1956	Sales Tax	Appellate Tribunal Commercial Tax, Ahmedabad	FY 2013-14	25.35	20.00	5.35
10	Value Added Tax Act, 2005	VAT	Commissioner of Sales Tax (Appeals)	FY 1999-00 and FY 2001-02	94.32	57.05	37.27
11	The Central Sales Tax Act, 1956	Sales Tax	Joint Commissioner Commercial Tax	FY 2002-03 & 2003-04	87.79	8.62	79.17
12	Value Added Tax Act, 2005	VAT	Deputy Commissioner Sales Tax	FY 2017-18	170.06	170.06	-

ANNEXURE B TO INDEPENDENT AUDITORS' REPORT

(Referred to in paragraph 'Report on Other Legal and Regulatory Requirements' section of our report of even date)

- (viii) There were no transactions relating to previously unrecorded income that were surrendered or disclosed as income in the tax assessments under the Income Tax Act, 1961 (43 of 1961) during the year.
- (ix)
 - (a) The Company has not taken any loans or borrowings from financial institutions and government or has not issued any debentures.
 - (b) The Company has not been declared wilful defaulter by any bank or financial institution or government or any government authority.
 - (c) The Company has not taken any term loan during the year and there are no unutilised term loans at the beginning of the year and hence, reporting under clause (ix)(c) of the Order is not applicable.
 - (d) On an overall examination of the financial statements of the Company, funds raised on short-term basis have, prima facie, not been used during the year for long-term purposes by the Company.
 - (e) The Company did not have any subsidiary or associate or joint venture during the year and hence, reporting under clause (ix)(e) of the Order is not applicable.
 - (f) The Company has not raised any loans during the year and hence reporting on clause (ix)(f) of the Order is not applicable.
- (x)
 - (a) The Company has not issued any of its securities (including debt instruments) during the year, and hence reporting under clause (x)(a) of the Order is not applicable.
 - (b) During the year the Company has not made any preferential allotment or private placement of shares or convertible debentures (fully or partly or optionally) and hence reporting under clause (x)(b) of the Order is not applicable to the Company.
- (xi)
 - (a) To the best of our knowledge and according to the information and explanations given to us, no fraud by the Company and no material fraud on the Company has been noticed or reported during the year.
 - (b) To the best of our knowledge, no report under sub-section (12) of section 143 of the Companies Act has been filed in Form ADT-4 as prescribed under rule 13 of Companies (Audit and Auditors) Rules, 2014 with the Central Government, during the year and upto the date of this report.
 - (c) As represented to us by the Management, there were no whistle blower complaints received by the Company during the year and upto the date of this report.
- (xii) The Company is not a Nidhi Company and hence reporting under clause (xii) of the Order is not applicable.
- (xiii) In our opinion and according to the information and explanations given to us the Company is in compliance with Section 177 and 188 of the Companies Act, 2013, where applicable, for all transactions with the related parties and the details of related party transactions have been disclosed in the financial statements etc. as required by the applicable accounting standards.

ANNEXURE B TO INDEPENDENT AUDITORS' REPORT

(Referred to in paragraph 'Report on Other Legal and Regulatory Requirements' section of our report of even date)

- (xiv) (a) In our opinion the Company has an adequate internal audit system commensurate with the size and the nature of its business.
- (b) We have considered, the internal audit reports issued to the Company during the year and covering the period upto September 2021 and the final of the internal audit reports where issued after the balance sheet date covering the period (upto December 2021) for the period under audit.
- (xv) In our opinion and according to the information and explanations given to us, during the year the Company has not entered into any non-cash transactions with its directors or persons connected with them and hence provisions of section 192 of the Companies Act, 2013 are not applicable to the Company.
- (xvi) The Company is not required to be registered under section 45-IA of the Reserve Bank of India Act, 1934. Hence, reporting under clause (xvi)(a), (b) and (c) of the Order is not applicable.
- (xvii) The Company has not incurred cash losses during the financial year covered by our audit and the immediately preceding financial year.
- (xviii) There has been no resignation of the statutory auditors of the Company during the year.
- (xix) On the basis of the financial ratios, ageing and expected dates of realization of financial assets and payment of financial liabilities, other information accompanying the financial statements and our knowledge of the Board of Directors and Management plans and based on our examination of the evidence supporting the assumptions, nothing has come to our attention, which causes us to believe that any material uncertainty exists as on the date of the audit report indicating that Company is not capable of meeting its liabilities existing at the date of balance sheet as and when they fall due within a period of one year from the balance sheet date. We, however, state that this is not an assurance as to the future viability of the Company. We further state that our reporting is based on the facts up to the date of the audit report and we neither give any guarantee nor any assurance that all liabilities falling due within a period of one year from the balance sheet date, will get discharged by the Company as and when they fall due.
- (xx) The Company has fully spent the required amount towards Corporate Social Responsibility (CSR) and there are no unspent CSR amount for the year requiring a transfer to a Fund specified in Schedule VII to the Companies Act or special account in compliance with the provision of sub-section (6) of section 135 of the said Act. Accordingly, reporting under clause (xx) of the Order is not applicable for the year.

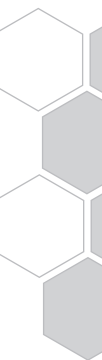
For **Deloitte Haskins & Sells**
Chartered Accountants
(Firm's Registration No. 117365W)

Hardik Sutaria
Partner
(Membership No.116642)
(UDIN: 22116642AJPYEN6326)

Place: Vadodara
Date: 26 May 2022



**AUDITED FINANCIAL
STATEMENTS FOR
FINANCIAL YEAR
2021-2022**



INEOS Styrolution India Limited

BALANCE SHEET

as at March 31, 2022

₹ in Lakhs

Particulars	Note No.	As at March 31, 2022	As at March 31, 2021
A ASSETS			
1 Non-current assets			
(a) Property, plant and equipment	2 (A)	30,648.56	32,807.79
(b) Right-of-use Assets	2 (B)	3,656.77	4,103.87
(c) Capital work-in-progress	2 (A)	704.77	2,971.14
(d) Financial assets			
(i) Investments	3	128.65	58.14
(ii) Loans	4	6.78	5.41
(iii) Other financial assets	5	346.44	504.26
(e) Non-current tax assets		277.96	-
(f) Other non-current assets	6	1,397.22	473.64
Total non-current assets		37,167.15	40,924.25
2 Current assets			
(a) Inventories	7	34,137.42	28,991.23
(b) Financial assets			
(i) Trade receivables	8	30,653.03	30,597.52
(ii) Cash and cash equivalents	9	16,608.49	13,887.99
(iii) Bank balance other than (ii) above	10	1,310.96	10,333.94
(iv) Loans	11	19.58	13.45
(v) Other financial assets	12	0.86	133.68
(c) Other current assets	13	3,096.85	6,258.83
(d) Asset classified as held for Sale	14	197.10	197.10
Total current assets		86,024.29	90,413.74
TOTAL ASSETS		123,191.44	131,337.99
B EQUITY AND LIABILITIES			
Equity			
(a) Equity share capital	15	1,758.56	1,758.56
(b) Other equity	16	83,884.75	87,119.44
Total Equity		85,643.31	88,878.00
Liabilities			
1 Non Current Liabilities			
(a) Financial liabilities			
(i) Borrowings	19	952.69	3,319.08
(ii) Lease liabilities	2 (B)	3,548.93	4,017.02
(iii) Other financial liabilities	17	279.43	160.97
(b) Provisions	18	2,296.86	3,447.15
(c) Deferred tax liabilities (net)	25	1,379.95	1,011.12
Total non-current liabilities		8,457.86	11,955.34

BALANCE SHEET

as at March 31, 2022

₹ in Lakhs

Particulars	Note No.	As at March 31, 2022	As at March 31, 2021
2 Current liabilities			
(a) Financial liabilities			
(i) Borrowings	19	19.00	2,013.71
(ii) Lease liabilities	2 (B)	706.59	489.42
(iii) Trade payables	20		
(a) Total outstanding dues of micro and small enterprises		275.98	242.20
(b) Total outstanding dues of creditors other than (iii) (a) above		23,509.06	22,230.76
(iv) Other financial liabilities	21	1,985.42	4,020.00
(b) Contract liabilities	22	66.30	40.12
(c) Provisions	23	124.18	235.11
(d) Current tax liabilities		-	633.02
(e) Other current liabilities	24	2,403.74	600.31
Total current liabilities		29,090.27	30,504.65
Total liabilities		37,548.13	42,459.99
TOTAL EQUITY AND LIABILITIES		123,191.44	131,337.99

The above balance sheet should be read in conjunction with the accompanying notes.

As per our attached report of even date.

For Deloitte Haskins & Sells

For and on behalf of the Board of Directors of
INEOS Styrolution India Limited

Hardik Sutaria
Partner

Robbie Alphons Maria Buntinx
Chairman
DIN 08830690

Sanjiv Vasudeva
Managing Director & CEO
DIN 06570945

Sanjeev Madan
Whole time Director & CFO
DIN 07533471

Abhijaat Sinha
Company Secretary

Place : Vadodara
Date : May 26, 2022

Place : Vadodara
Date : May 26, 2022

INEOS Styrolution India Limited

STATEMENT OF PROFIT AND LOSS

for the year ended March 31, 2022

₹ in Lakhs

Particulars	Note No.	For the year ended March 31, 2022	For the year ended March 31, 2021
I. Revenue from operations	26	217,901.56	163,148.40
II. Other income	27	1,387.89	1,305.18
III. Total income (I+II)		219,289.45	164,453.58
IV. Expenses			
Cost of materials consumed	28	142,359.52	95,318.15
Changes in inventories of finished goods and work-in-progress	29	(3,945.79)	1,087.72
Employee benefits expense	30	7,437.20	7,080.59
Finance costs	31	823.10	1,464.08
Depreciation and amortisation expense	2 (A) & 2 (B)	3,762.91	3,603.02
Other expenses	32	24,594.69	18,292.64
Total expenses (IV)		175,031.63	126,846.20
V. Profit before tax (III - IV)		44,257.82	37,607.38
VI. Tax expense:	25		
Current tax		11,646.06	9,367.96
Deferred tax charge / (credit)		357.42	217.90
Total tax expense (VI)		12,003.48	9,585.86
VII. Profit for the year (V - VI)		32,254.34	28,021.52
VIII. Other comprehensive income			
Items that will not be reclassified to profit or loss			
Remeasurements of defined benefit plans	39	45.32	(96.37)
Income tax relating to remeasurements of defined benefit plans		(11.41)	24.26
Total other comprehensive income, net of tax		33.91	(72.11)
IX. Total comprehensive income for the year (VII + VIII)		32,288.25	27,949.41
X. Earnings per equity share (Face Value INR 10 each)	33		
Basic (INR)		183.41	159.34
Diluted (INR)		183.41	159.34

The above balance sheet should be read in conjunction with the accompanying notes.

As per our attached report of even date.

For Deloitte Haskins & Sells

For and on behalf of the Board of Directors of
INEOS Styrolution India Limited

Hardik Sutaria
Partner

Robbie Alphons Maria Buntinx
Chairman
DIN 08830690

Sanjiv Vasudeva
Managing Director & CEO
DIN 06570945

Sanjeev Madan
Whole time Director & CFO
DIN 07533471

Abhijaat Sinha
Company Secretary

Place : Vadodara
Date : May 26, 2022

Place : Vadodara
Date : May 26, 2022

STATEMENT OF CASH FLOWS

for the year ended March 31, 2022

₹ in Lakhs			
Particulars	Note No.	For the year ended March 31, 2022	For the year ended March 31, 2021
A Cash flow from operating activities :			
Profit before tax		44,257.82	37,607.38
Adjustments for :			
Depreciation and amortisation expense	2 (A), 2 (B)	3,762.91	3,603.02
Interest Income on deposits	27	(666.60)	(294.23)
Gain on termination of lease contract	2 (B)	(9.96)	(17.89)
(Gain) / Loss on fair valuation of investment	27	(70.51)	(40.05)
Finance costs	31	738.84	1,192.22
Net exchange differences		37.26	108.31
CWIP Written off	2 (A)	2,820.34	-
(Profit) / Loss on property, plant and equipment sold/discarded (net)	27 / 32	3.99	(436.85)
Write off / (Write back) of Inventory (including provisions)		(101.73)	69.63
Provision for interest on Income Tax Liability		-	22.80
Provision / Credit balances no longer required written back	27	(325.35)	(30.57)
Allowance for doubtful debts (net) (Refer Note 35)	32	(22.17)	(3.48)
		6,167.02	4,172.91
Operating profit before change in operating assets and liabilities		50,424.84	41,780.29
Adjustments for :			
(Increase)/decrease in inventories		(5,044.46)	(2,212.54)
(Increase)/decrease in trade receivables		(27.52)	(13,341.24)
(Increase)/decrease in loans	4, 11	(7.50)	18.40
(Increase)/decrease in other financial assets	5, 12	271.97	87.98
(Increase)/decrease in other non-current assets		(848.60)	7,832.99
(Increase)/decrease in other current assets	13	3,161.98	1,644.75
Increase/(decrease) in trade payables		1,325.82	8,488.37
Increase/(decrease) in other financial liabilities		(1,749.18)	1,194.67
Increase/(decrease) in contract liabilities	22	26.18	(70.02)
Increase/(decrease) in provisions	18	(1,125.00)	27.25
Increase/(decrease) in other current liabilities	24	1,767.43	43.60
		(2,248.89)	3,714.20
Cash generated / (used in) from operations		48,175.96	45,494.49
Taxes paid (net of refund)		(12,534.17)	(7,034.68)
Net cash inflow / (outflow) from operating activities		35,641.79	38,459.81
B Cash flow from investing activities :			
Payments for property, plant and equipment		(1,459.94)	(1,903.36)
Proceeds from disposal of property, plant and equipment		57.96	701.77
(Investment in) / proceeds of Bank balances not held as cash and cash equivalents		8,932.66	(10,213.29)
Interest Income on deposits		763.45	200.62
Net cash outflow from investing activities		8,294.13	(11,214.26)

(continued)

INEOS Styrolution India Limited

STATEMENT OF CASH FLOWS (CONTINUED)

for the year ended March 31, 2022

Particulars	Note No.	₹ in Lakhs	
		For the year ended March 31, 2022	For the year ended March 31, 2021
C Cash flow from financing activities :			
Proceeds/(repayment) of current borrowings		(1,911.11)	(8,194.55)
Principal elements of lease payments		(665.61)	(509.18)
Proceeds/(repayment) of non current borrowings		(2,488.89)	(3,500.00)
Interest paid		(722.74)	(1,465.40)
Dividend on equity shares (including payment from unclaimed dividend account)		(35,427.07)	(4.26)
Net cash (outflow) / inflow from financing activities		(41,215.42)	(13,673.39)
Net increase/(decrease) in cash and cash equivalents		2,720.50	13,572.16
Cash and cash equivalents at the beginning of the year	9	13,887.99	315.83
Cash and cash equivalents at end of the year	9	16,608.49	13,887.99

Notes :

- The above Cash Flow Statement has been prepared under the 'Indirect Method' as set out in the INDAS - 7 on Statement of Cash Flow as notified under Companies (Accounts) Rules, 2015.
- Cash flow from operating activities includes INR 234.72 Lakhs (March 31, 2021: INR 54.86 Lakhs) being expenditure towards Corporate Social Responsibility (Refer Note 32(1)).
- Movements in Financing Activity

Particulars	₹ in Lakhs		
	Non-current Borrowings*	Current Borrowings	Lease Obligations
Closing Balance as at March 31, 2020	(9,099.95)	(8,200.57)	(5,080.16)
Cash flows	3,500.00	8,194.55	509.18
(Addition)/Deletion to leases liability (net)	-	-	64.54
Interest expense	(477.99)	(190.07)	(524.16)
Interest paid	745.15	196.09	524.16
Closing Balance as at March 31, 2021	(5,332.79)	-	(4,506.44)
Cash flows	4,400.00	-	665.61
(Addition)/Deletion to leases liability (net)	-	-	(414.69)
Interest expense	(255.29)	-	(483.55)
Interest paid	216.39	-	483.55
Closing Balance as at March 31, 2022	971.69	-	(4,255.52)

* includes interest and current portion of External Commercial Borrowing from related party

The above balance sheet should be read in conjunction with the accompanying notes.

As per our attached report of even date.

For Deloitte Haskins & Sells

Hardik Sutaria
Partner

Robbie Alphons Maria Buntinx
Chairman
DIN 08830690

Sanjeev Madan
Whole time Director & CFO
DIN 07533471

For and on behalf of the Board of Directors of
INEOS Styrolution India Limited

Sanjiv Vasudeva
Managing Director & CEO
DIN 06570945

Abhijaat Sinha
Company Secretary

Place : Vadodara
Date : May 26, 2022

Place : Vadodara
Date : May 26, 2022

STATEMENT OF CHANGES IN EQUITY

for the year ended March 31, 2022

(a) Equity share capital

Particulars	Note No.	₹ in Lakhs
		Amount
As at March 31, 2020		1,758.56
Changes in Equity share capital during the year	15	-
As at March 31, 2021		1,758.56
Changes in Equity share capital during the year	15	-
As at March 31, 2022		1,758.56

(b) Other equity

Particulars	Note No.	Reserves and surplus					Total
		Capital reserve	Securities premium	Surplus on capital reduction	General reserve	Retained earnings	
Balance at March 31, 2020		0.14	4,328.39	134.39	5,155.95	49,551.16	59,170.03
Profit for the year	16	-	-	-	-	28,021.52	28,021.52
Remeasurements of post-employment benefit obligation, net of tax		-	-	-	-	(72.11)	(72.11)
Total comprehensive income for the year		-	-	-	-	27,949.41	27,949.41
Transaction with owners in their capacity as owners:	16						
Dividend Paid		-	-	-	-	-	-
Balance at March 31, 2021		0.14	4,328.39	134.39	5,155.95	77,500.57	87,119.44
Profit for the year		-	-	-	-	32,254.34	32,254.34
Remeasurements of post-employment benefit obligation, net of tax		-	-	-	-	33.91	33.91
Total comprehensive income for the year		-	-	-	-	32,288.25	32,288.25
Transaction with owners in their capacity as owners:	16						
Dividend paid		-	-	-	-	(35,522.94)	(35,522.94)
Balance at March 31, 2022		0.14	4,328.39	134.39	5,155.95	74,265.88	83,884.75

The above balance sheet should be read in conjunction with the accompanying notes.

As per our attached report of even date.

For Deloitte Haskins & Sells

Hardik Sutaria
Partner

Robbie Alphons Maria Buntinx
Chairman
DIN 08830690

Sanjeev Madan
Whole time Director & CFO
DIN 07533471

For and on behalf of the Board of Directors of
INEOS Styrolution India Limited

Sanjiv Vasudeva
Managing Director & CEO
DIN 06570945

Abhijaat Sinha
Company Secretary

Place : Vadodara
Date : May 26, 2022

Place : Vadodara
Date : May 26, 2022

NOTES TO THE FINANCIAL STATEMENTS

for the year ended March 31, 2022

Background

INEOS Styrolution India Limited (the 'Company') is a public limited Company domiciled in India and is listed on the Bombay Stock Exchange (BSE) and National Stock Exchange (NSE). The Company is engaged in manufacture, trading and sale of "Engineering Thermoplastics". The Company has manufacturing facilities at Nandesari, Moxi, Katol and Dahej and Research and Development centre at Moxi in Gujarat.

Note 1: Significant accounting policies

This note provides a list of the significant accounting policies adopted in the preparation of these financial statements. These policies have been consistently applied to all the years presented, unless otherwise stated.

(a) Basis of preparation

(i) Compliance with Ind AS:

The financial statements comply in all material aspects with Indian Accounting Standards (Ind AS) notified under Section 133 of the Companies Act, 2013 (the Act) [Companies (Indian Accounting Standards) Rules, 2015] and other relevant provisions of the Act.

All assets and liabilities have been classified as current or non-current as per the Company's normal operating cycle and other criteria as set out in the Schedule III to the Act.

The accounting policies adopted in the preparation of the financial statements are consistent with those of the previous year. Also refer Note 1(a)(iii) below.

(ii) Historical cost convention:

The financial statements have been prepared on a historical cost basis, except for the following:

- certain financial assets and liabilities (including derivative instruments) that are measured at fair value (refer note 35);
- assets held for sale - measured at lower of its carrying amount and fair value less costs to sell
- defined benefit plans - plan assets measured at fair value (refer note 40).

(b) Segment Reporting

Operating segments are reported in a manner consistent with the internal reporting provided to the chief operating decision maker. Refer note 41 for segment information presented.

(c) Foreign currency translation

(i) Functional and presentation currency

Items included in the financial statements are measured using the currency of the primary economic environment in which the entity operates ('the functional currency'). The financial statements of the Company are presented in Indian rupee (INR), which is the Company's functional and presentation currency.

(ii) Transactions and balances

Foreign currency transactions are translated into the functional currency using the exchange rates at the dates of the transactions. Foreign exchange gains and losses resulting from the settlement of such transactions and from the translation of monetary assets and liabilities denominated in foreign currencies at year end exchange rates are generally recognised in Statement of profit and loss.

Foreign exchange differences regarded as an adjustment to borrowing costs are presented in the Statement of profit and loss, within finance costs. All other foreign exchange gains and losses are presented in the Statement of profit and loss on a net basis within other income or other expenses.

Non-monetary items that are measured at fair value in a foreign currency are translated using the exchange rates at the date when the fair value was determined. Translation differences on assets and liabilities carried at fair value are reported as part of the fair value gain or loss.

(d) Revenue recognition

(i) Sale of goods

The Company is engaged in manufacturing, trading and sale of 'Engineering Thermoplastics'. Sales are recognised when control of the products has transferred, being when the products are delivered to the customer, the customer has full discretion over the channel and price to sell the products, and there is no unfulfilled obligation that could affect the customer's acceptance of the products. Delivery occurs when the products have been shipped to the specific location, the risks of obsolescence and loss have been transferred to the customer, and either the customer has accepted the products in accordance with the sales contract, the acceptance provisions have lapsed, or the Company has objective evidence that all criteria for acceptance have been satisfied.

Revenue from these sales is recognised based on the price agreed with the customer, net of the estimated discounts based on discount agreements. Revenue is only recognised to the extent that it is highly probable that a significant reversal will not occur. No element of financing is deemed present as the sales are made with a credit term of 30-45 days, which is consistent with market practice.

Sale of goods does not involve warranty obligation or right to return.

A receivable is recognised when the goods are delivered as this is the point in time that the consideration is unconditional because only the passage of time is required before the payment is due.

(ii) Financing components

The Company does not expect to have any contracts where the period between the transfer of the promised goods or services to the customer and payment by the customer exceeds one year. As a consequence, the Company does not adjust any of the transaction prices for the time value of money.

(iii) Commission Income

Commission income is recognised when the terms of the contract are fulfilled.

(iv) Rendering of services

Income from services rendered is recognised based on agreements/arrangements with the customers as the service is performed and there are no unfulfilled obligations.

(e) Income tax

The income tax expense or credit for the period is the tax payable on the current period's taxable income based on the applicable income tax rate adjusted by changes in deferred tax assets and liabilities attributable to temporary differences and to unused tax losses.



NOTES TO THE FINANCIAL STATEMENTS (CONTINUED)

for the year ended March 31, 2022

The current income tax charge is calculated on the basis of the tax laws enacted or substantively enacted at the end of the reporting period. Management periodically evaluates positions taken in tax returns with respect to situations in which applicable tax regulation is subject to interpretation. It establishes provisions where appropriate on the basis of amounts expected to be paid to the tax authorities.

Deferred income tax is provided in full, using the liability method, on temporary differences arising between the tax bases of assets and liabilities and their carrying amounts in the financial statements. Deferred income tax is also not accounted for if it arises from initial recognition of an asset or liability in a transaction other than a business combination that at the time of the transaction affects neither accounting profit nor taxable profit (tax loss). Deferred income tax is determined using tax rates (and laws) that have been enacted or substantially enacted by the end of the reporting period and are expected to apply when the related deferred income tax asset is realised or the deferred income tax liability is settled. Deferred tax assets are recognized for all deductible temporary differences and unused tax losses only if it is probable that future taxable amounts will be available to utilise those temporary differences and losses.

Deferred tax assets and liabilities are offset when there is a legally enforceable right to offset current tax assets and liabilities and when the deferred tax balances relate to the same taxation authority. Current tax assets and tax liabilities are offset where the entity has a legally enforceable right to offset and intends either to settle on a net basis, or to realise the asset and settle the liability simultaneously.

Current and deferred tax is recognised in profit or loss, except to the extent that it relates to items recognised in other comprehensive income or directly in equity. In this case, the tax is also recognised in other comprehensive income or directly in equity, respectively.

(f) Leases

As a lessee:

Leases are recognized as a right-of-use asset and a corresponding liability at the date at which the leased asset is available for use by the company. Contracts may contain both lease and non-lease components. As a general rule, the Company separates non-lease components, such as services, from lease payments except where it is not practical to determine non-lease components.

Assets and liabilities arising from a lease are initially measured on present value basis. Lease liabilities include the net present value of the following lease payments:

- fixed payments (including in substances fixed payments), less any lease incentive receivable
- variable lease payment that are based on an index or a rate, initially measured using the index or rate as at the commencement date
- payments of penalties for terminating the lease, if the lease term reflects the company exercising that option

Lease payments to be made under reasonably certain extension option are also included in the measurement of the liability. The lease payments are discounted using the lessee's incremental borrowing rate, being the rate that lessee would have to pay to borrow the fund necessary to obtain an asset of similar value to the right-of-use asset in a similar economic environment with similar term, security and conditions.

The Company is exposed to potential future increases in variable lease payments based on index or rate, which are not included in the lease liability until they take effect. When adjustment to lease payments based on index or rate take effect, the lease liability is reassessed and adjusted against the right-of-use asset.

Lease payments are allocated between principal and finance cost. Finance cost is charged to profit or loss over the lease period so as to produce a constant periodical rate of interest on the remaining balance of the liability for each period.

Variable lease payments other than those based on index or rate are recognized in profit or loss in the period in which the condition that triggers those payments occurs.

Right-of-use assets are measured at cost comprising the following:

- the amount of initial measurement of lease liability,
- any lease payments made at or before the commencement date less any lease incentives received,
- any initial direct costs, and
- restoration costs

Right-of-use assets are generally depreciated over the shorter of the asset's useful life and the lease term on a straight line basis.

Payments associated with short-term leases of equipment and all leases of low-value assets are recognized on a straight-line basis in the Statement of profit and loss. Short term leases are leases with a lease term of 12 months or less. Low value asset comprise IT equipment and Office Equipment.

As a lessor:

The Company does not have any lease arrangements where the entity is a lessor.

(g) Impairment of assets

The carrying amounts of assets are reviewed at each balance sheet date for any indication of impairment whenever events or changes in circumstances indicate that the carrying amount may not be recoverable. An impairment loss is recognised for the amount by which the asset's carrying amount exceeds its recoverable amount. The recoverable amount is the higher of an asset's fair value less costs of disposal and value in use. For the purposes of assessing impairment, assets are grouped at the lowest levels for which there are separately identifiable cash inflows which are largely independent of the cash inflows from other assets or groups of assets (cash-generating units). Non-financial assets that suffered an impairment are reviewed for possible reversal of the impairment at the end of each reporting period.

(h) Cash and cash equivalents

For the purpose of presentation in the statement of cash flows, cash and cash equivalents includes cash on hand, other short-term, highly liquid investments with original maturities of three months or less that are readily convertible to known amounts of cash and which are subject to an insignificant risk of changes in value, and bank overdrafts. Bank overdrafts are shown within borrowings in current liabilities in the balance sheet.

(i) Trade receivables

Trade receivables are recognised initially at fair value and subsequently measured at amortised cost, less provision for impairment.

(j) Inventories

Raw materials, packing materials, stores and spares, work in progress, traded and finished goods are stated at the lower of cost and net realisable value. Cost of raw materials and traded goods comprises cost of purchases. Cost of work-in progress and finished goods comprises direct materials, direct labour and an appropriate proportion of variable and fixed overhead expenditure, the latter being allocated on the basis of normal operating capacity. Cost of inventories also include all other costs incurred in bringing the inventories to their present location and condition.

NOTES TO THE FINANCIAL STATEMENTS (CONTINUED)

for the year ended March 31, 2022

Costs are assigned to individual items of inventory on the basis of weighted average cost basis. Costs of purchased inventory are determined after deducting rebates and discounts. Net realisable value is the estimated selling price in the ordinary course of business less the estimated costs of completion and the estimated costs necessary to make the sale.

(k) Investments and other financial assets

(i) Classification

The Company classifies its financial assets in the following measurement categories:

- those to be measured subsequently at fair value through profit or loss and
- those measured at amortised cost.

The classification depends on the entity's business model for managing the financial assets and the contractual terms of the cash flows.

For assets measured at fair value, gains and losses will either be recorded in profit or loss or other comprehensive income as the case may be. For investments in equity instruments, this will depend on whether the Company has made an irrevocable election at the time of initial recognition to account for the equity investment at fair value through Statement of profit and loss.

(ii) Measurement

At initial recognition, the Company measures a financial asset at its fair value. Transaction costs of acquisition of financial assets carried at fair value through profit and loss are expensed in the Statement of profit and loss.

Amortised cost: Assets that are held for collection of contractual cash flows where those cash flows represent solely payments of principal and interest are measured subsequently at amortised cost. Interest income from these financial assets is included in finance income using the effective interest rate method.

Equity instruments : The Company subsequently measures all equity investments at fair value through Statement of Profit and Loss. Dividends from such investments are recognised in profit or loss as other income when the Company's right to receive payments is established.

(iii) Impairment of financial assets

The Company assesses on a forward looking basis the expected credit losses associated with its financial assets carried at amortised cost. The impairment methodology applied depends on whether there has been an increase in credit risk (Refer note 35).

For trade receivables only, the Company applies the simplified approach permitted by Ind AS 109 Financial Instruments, which requires expected lifetime losses to be recognised from initial recognition of the receivables.

(iv) Derecognition of financial assets

A financial asset is derecognised only when

- The Company has transferred the rights to receive cash flows from the financial asset or
- Retains the contractual rights to receive the cash flows of the financial asset, but assumes a contractual obligation to pay the cash flows to one or more recipients.

Where the entity has transferred an asset, the Company evaluates whether it has transferred substantially all risks and rewards of ownership of the financial asset. In such cases, the financial asset is derecognised. Where the entity has not transferred substantially all risks and rewards of ownership of the financial asset, the financial asset is not derecognised.

Where the entity has neither transferred a financial asset nor retains substantially all risks and rewards of ownership of the financial asset, the financial asset is derecognised if the Company has not retained control of the financial asset. Where the group retains control of the financial asset, the asset is continued to be recognised to the extent of continuing involvement in the financial asset.

(v) Income recognition

Interest income

Interest income on financial assets at amortised cost is calculated using the effective interest method is recognised in the statement of profit and loss as part of other income. Interest income is calculated by applying the effective interest rate to the gross carrying amount of a financial asset.

Dividends

Dividends are received from financial assets at fair value through profit or loss. Dividends are recognised as other income in profit or loss when the right to receive payment is established.

(l) Derivatives

Derivatives are taken as the hedging instrument by the Company.

For derivatives taken against underlying asset/liability or that are used to hedge forecast transactions, the Company generally designates only the change in fair value of the forward contract related to the spot component and aligned forward element on reporting date.

Gains or losses relating to the effective portion of the change in the spot component and aligned forward element of the forward contracts are recognised in Statement of profit and loss.

(m) Offsetting financial instruments

Financial assets and liabilities are offset and the net amount is reported in the balance sheet where there is a legally enforceable right to offset the recognised amounts and there is an intention to settle on a net basis or realise the asset and settle the liability simultaneously.

(n) Property, plant and equipment

Freehold land is carried at historical cost. All other items of property, plant and equipment are stated at historical cost less depreciation. Historical cost includes expenditure that is directly attributable to the acquisition of the items.

Subsequent costs are included in the asset's carrying amount or recognised as a separate asset, as appropriate, only when it is probable that future economic benefits associated with the item will flow to the Company and the cost of the item can be measured reliably. The carrying amount of any component accounted for as a separate asset is derecognised when replaced. All other repairs and maintenance are charged to profit or loss during the reporting period in which they are incurred.



NOTES TO THE FINANCIAL STATEMENTS (CONTINUED)

for the year ended March 31, 2022

Depreciation methods and estimated useful lives:

Depreciation is calculated using the straight-line method over useful lives of assets as follows:

Asset Category	Estimated useful life
Lease hold land	Lease Term
Building, including temporary structure (*)	3-60 Years
Road (*)	10 Years
Plant & Machinery (*)	3-40 Years
Furniture & Fixtures (*)	6-16 Years
Office Equipment (*)	3-7 Years
Vehicles (*)	8-10 Years

(*) Based on technical evaluation, the management believes that the useful life given above best represent the period over which management expects to use these assets. Hence, the useful lives for these assets are different from the useful lives as prescribed under Part C of Schedule II of the Companies Act, 2013.

Useful life of Leasehold Improvements is considered based on lease term.

Depreciation and amortization methods and useful lives are reviewed periodically, including at each financial year end.

An asset's carrying amount is written down immediately to its recoverable amount if the asset's carrying amount is greater than its estimated recoverable amount.

Gains and losses on disposals are determined by comparing proceeds with carrying amount. These are included in the Statement of profit and loss.

(o) Non-Current Assets Classified as Held for sale

Non-current Assets are classified as held for sale if their carrying amount will be recovered principally through a sale transaction rather than through continuing use and a sale is considered highly probable. They are measured at the lower of their carrying amount and fair value less costs to sell, except for assets such as deferred tax assets, assets arising from employee benefits, financial assets and contractual rights under insurance contracts, which are specifically exempt from this requirement.

An impairment loss is recognised for any initial or subsequent write-down of the asset to fair value less costs to sell. A gain is recognised for any subsequent increases in fair value less costs to sell of an asset, but not in excess of any cumulative impairment loss previously recognised. A gain or loss not previously recognised by the date of the sale of the asset is recognised at the date of de-recognition.

Assets are not depreciated or amortised while they are classified as held for sale. Interest and other expenses attributable to the liabilities of a disposal group classified as held for sale continue to be recognised.

Assets classified as held for sale are presented separately from the other assets in the balance sheet.

(p) Trade and other payables

These amounts represent liabilities for goods and services provided to the Company prior to the end of financial year which are unpaid or not due for payment. The amounts are unsecured and are usually paid as per the agreed payment



terms. Trade and other payables are presented as current liabilities unless payment is not due within 12 months after the reporting period. They are recognised initially at their fair value and subsequently measured at amortised cost using the effective interest method.

(q) Borrowings

Borrowings are initially recognised at fair value and are subsequently measured at amortised cost. In case of foreign currency loan, any difference between the proceeds received and repayment amount is recognised in the Statement of profit and loss.

Borrowings are derecognised from the balance sheet when the obligation specified in the contract is discharged, cancelled or expired.

Borrowings are classified as current liabilities unless the Company has an unconditional right to defer settlement of the liability for at least 12 months after the reporting period. Where there is a breach of a material provision of a long-term loan arrangement on or before the end of the reporting period with the effect that the liability becomes payable on demand on the reporting date, the entity does not classify the liability as current, if the lender agreed, after the reporting period and before the approval of the financial statements for issue, not to demand payment as a consequence of the breach.

(r) Borrowing costs

Borrowing costs that are directly attributable to the acquisition, construction or production of a qualifying asset are capitalized during the period of time that is required to complete and prepare the asset for its intended use or sale. Qualifying assets are assets that necessarily take a substantial period of time to get ready for their intended use or sale.

Investment income earned on the temporary investment of specific borrowings pending their expenditure on qualifying assets is deducted from the borrowing costs eligible for capitalisation.

Other borrowing costs are expensed in the period in which they are incurred.

(s) Provisions and contingent liabilities

Provisions are recognised when the Company has a present legal or constructive obligation as a result of past events, it is probable that an outflow of resources will be required to settle the obligation and the amount can be reliably estimated. These are reviewed at each reporting period and reflect the best current estimate. Provisions are not recognised for future operating losses.

Where there are a number of similar obligations, the likelihood that an outflow will be required in settlement is determined by considering the class of obligations as a whole. A provision is recognised even if the likelihood of an outflow with respect to any one item included in the same class of obligations may be small.

Contingent liabilities are disclosed when there is a possible obligation arising from past events, the existence of which will be confirmed only by the occurrence or non-occurrence of one or more uncertain future events not wholly within the control of the Company or a present obligation that arises from past events where it is either not probable that an outflow of resources will be required to settle the obligation or a reliable estimate of the amount cannot be made.

(t) Employee benefits

Short-term employee benefits obligations:

All employee benefits payable within twelve months of service such as salaries, wages, bonus, ex-gratia, medical benefits etc. are classified as short-term employee benefits and are recognised in the Statement of Profit and Loss as an expense

NOTES TO THE FINANCIAL STATEMENTS (CONTINUED)

for the year ended March 31, 2022

and are presented as current employee benefit obligations in the Balance sheet at the undiscounted amount on an accrual basis. Short-term leave encashment is provided at undiscounted amount during the accounting period based on service rendered by employees.

Termination benefits are recognised as an expense as and when incurred.

Defined contribution plans

Contributions to defined contribution schemes such as contribution to Provident Fund, Super annuation fund, Employees' State Insurance Corporation, National Pension Scheme and Labours Welfare Fund are charged as an expense to the Statement of Profit and Loss based on the amount of contribution required to be made as and when services are rendered by the employees. The above benefits are classified as Defined Contribution Schemes as the Company has no further defined obligations beyond the monthly contributions.

Defined benefit plans

Gratuity: The Company provides for gratuity, a defined benefit plan (the "Gratuity Plan") covering eligible employees in accordance with the Payment of Gratuity Act, 1972. The Gratuity Plan provides a lump sum payment to vested employees at retirement, death, incapacitation or termination of employment, of an amount based on the respective employee's salary and the tenure of employment. The Company's liability is actuarially determined (using the Projected Unit Credit method) by an independent actuary at the end of each year. Remeasurements i.e. actuarial gains and losses and the return on plan assets, excluding amounts included in the net interest expense on the net defined benefit liability are recognised in other comprehensive income.

Non-current compensated absences: The liabilities for earned leave and sick leave are not expected to be settled wholly within 12 months after the end of the period in which the employees render the related service. They are therefore measured as the present value of expected future payments to be made in respect of services provided by employees up to the end of the reporting period using the projected unit credit method. The benefits are discounted using the market yields at the end of the reporting period that have terms approximating to the terms of the related obligation. Remeasurements as a result of experience adjustments and changes in actuarial assumptions are recognised in profit or loss.

The obligations are presented as current liabilities in the Balance Sheet if the entity does not have an unconditional right to defer settlement for at least 12 months after the reporting period, regardless of when the actual settlement is expected to occur.

(u) Contributed equity

Equity shares are classified as equity.

Incremental costs directly attributable to the issue of new shares or options are shown in equity as a deduction, net of tax, from the proceeds.

(v) Dividends

Provision is made for the amount of any dividend declared, being appropriately authorised and no longer at the discretion of the entity, on or before the end of the reporting period but not distributed at the end of the reporting period.

(w) Earnings per share

Earnings per share (EPS) is calculated by dividing the net profit or loss for the period attributable to Equity Shareholders by the weighted average number of Equity shares outstanding during the period. Earnings considered in ascertaining the EPS is the net profit for the period and any attributable tax thereto for the period (Refer Note 33).

(x) Rounding of amounts

All amounts disclosed in the financial statements and notes have been rounded off in lakhs as per the requirement of Schedule III, unless otherwise stated.

(y) Exceptional items

When items of income or expense are of such nature, size and incidence that their disclosure is necessary to explain the performance of the Company for the year, the Company makes a disclosure of the nature and amount of such items separately under the head "Exceptional items"

Critical estimates and judgments :

The preparation of financial statements requires the use of accounting estimates which, by definition, will seldom equal the actual results. Management also needs to exercise judgement in applying the group's accounting policies.

This note provides an overview of the areas that involved a higher degree of judgement or complexity, and of items which are more likely to be materially adjusted due to estimates and assumptions turning out to be different than those originally assessed. Detailed information about each of these estimates and judgements is included in relevant notes together with information about the basis of calculation for each affected line item in the financial statements.

Areas involving critical estimates and judgements are:

Estimated useful life of tangible assets

The Company reviews the useful life of property, plant and equipment at the end of each reporting period. This reassessment may result in change in depreciation and amortisation expense in future periods. The policy has been detailed in note 1 (n).

Estimated defined benefit obligation

The Company's retirement benefit obligations are subject to number of assumptions including discount rates, inflation and salary growth. Significant assumptions are required when setting these criteria and a change in these assumptions would have a significant impact on the amount recorded in the Company's balance sheet and the statement of profit and loss. The Company sets these assumptions based on previous experience and third party actuarial advice. Further details on the Company's retirement benefit obligations, including key judgements are set out in note 1 (t) and note 39.

Impairment of financial assets

The impairment provisions for financial assets disclosed are based on assumptions about risk of default and expected loss rates. The Company uses judgment in making these assumptions and selecting the inputs to the impairment calculation, based on the Company's past history, existing market conditions as well as forward looking estimates at the end of each reporting period. Further details on impairment of financial assets, including key judgements are set out in note 1 (k) (iii) and note 35 (i)

NOTES TO THE FINANCIAL STATEMENTS

for the year ended March 31, 2022

Leases

Ind AS 116 Leases requires a lessee to determine the lease term as the non-cancellable period of a lease adjusted with any option to extend or terminate the lease, if the use of such option is reasonably certain. The Company makes an assessment on the expected lease term on lease by lease basis and thereby assesses whether it is reasonably certain that any options to extend or terminate the contract will be exercised. In evaluating the lease term, the Company considers factors such as any significant leasehold improvements undertaken over the lease term, costs relating to the termination of lease and the importance of the underlying lease to the Company's operations taking into account the location of the underlying asset and the availability of the suitable alternatives. The lease term in future periods is reassessed to ensure that the lease term reflects the current economic circumstances. The discount rate is generally based on the incremental borrowing rate specific to the lease being evaluated or for a portfolio of leases with similar characteristics. Further details on Leases, including key judgements are set out in note 1 (f) and note 2 (B)

Provisions and contingent liabilities

A provision is recognised when the Company has a present obligation as result of a past event and it is probable that the outflow of resources will be required to settle the obligation, in respect of which a reliable estimate can be made. These are reviewed at each balance sheet date and adjusted to reflect the current best estimates.

Contingent liabilities may arise in the ordinary course of business in relation to the claims against the Company. By their nature, contingencies will be resolved only when one or more uncertain future events occur or fail to occur. The assessment of the existence, and potential quantum, of contingencies inherently involves the exercise of significant judgements and use of estimates regarding the outcome of future events. While ascertaining the possible outcome of contingencies, the management of the Company exercises judgements basis evaluation of the judicial pronouncements and/or legal opinions from an independent expert. Further details are set out in note 1 (s) and note 37.

Estimates and judgements are continually evaluated. They are based on historical experience and other factors, including expectations of future events that may have a financial impact on the Company and that are believed to be reasonable under the circumstances.

Recent accounting pronouncements

Ministry of Corporate Affairs ("MCA") notifies new standard or amendments to the existing standards under Companies (Indian Accounting Standards) Rules as issued from time to time. On March 23, 2022, MCA amended the Companies (Indian Accounting Standards) Amendment Rules, 2022, applicable from April 1st, 2022, as below.

Ind AS 16 – Property, Plant and Equipment

The amendment clarifies that excess of net sale proceeds of items produced over the cost of testing, if any, shall not be recognised in the profit or loss but deducted from the directly attributable costs considered as part of cost of an item of property, plant, and equipment. The effective date for adoption of this amendment is annual periods beginning on or after April 1, 2022. The Company has evaluated the amendment and expect the amendment to have no impact in its financial statements.

Ind AS 37 – Provisions, Contingent Liabilities and Contingent Assets

The amendments specify that that the 'cost of fulfilling' a contract comprises the 'costs that relate directly to the contract'. Costs that relate directly to a contract can either be incremental costs of fulfilling that contract (examples would be direct labour, materials) or an allocation of other costs that relate directly to fulfilling contracts. The amendment is essentially a clarification and the Company does not expect the amendment to have any impact in its financial statements.

NOTES FORMING PART OF FINANCIAL STATEMENTS

for the year ended March 31, 2022

Note - 2 (A)

Property, Plant and Equipment - As at March 31, 2022

₹ in Lakhs

Particulars	Gross carrying amount			Depreciation				Net carrying amount	
	Balance as at March 31, 2021	Additions	Deduction/ Adjustments ⁽¹⁾	Balance as at March 31, 2022	Balance as at March 31, 2021	Charge for the year	Deduction/ Adjustments	Balance as at March 31, 2022	Balance as at March 31, 2022
Freehold land	798.41	30.43	-	828.84	-	-	-	-	828.84
Building	8,264.98	2.42	(3.39)	8,264.01	1,699.07	416.44	(1.29)	2,114.22	6,149.79
Leasehold Improvements	1,549.20	-	-	1,549.20	25.62	29.74	-	55.36	1,493.84
Plant and machinery	35,044.50	585.52	(107.95)	35,522.07	11,683.59	2,276.19	(84.63)	13,875.15	21,646.92
Furniture and fixtures	279.67	-	(2.38)	277.29	124.33	38.80	(2.08)	161.05	116.24
Vehicles	64.60	-	-	64.60	53.27	4.32	-	57.59	7.01
Office equipments	1,062.23	139.49	(129.75)	1,071.97	669.92	125.66	(129.53)	666.05	405.92
TOTAL	47,063.59	757.86	(243.47)	47,577.98	14,255.80	2,891.15	(217.53)	16,929.42	30,648.56
Capital work in progress ⁽²⁾	2,971.14	1,311.83	(3,578.20)	704.77	-	-	-	-	704.77

Property, Plant and Equipment - As at March 31, 2021

₹ in Lakhs

Particulars	Gross carrying amount			Depreciation				Net carrying amount	
	Balance as at March 31, 2020	Additions	Deduction/ Adjustments	Balance as at March 31, 2021	Balance as at March 31, 2020	Charge for the year	Deduction/ Adjustments	Balance as at March 31, 2021	Balance as at March 31, 2021
Freehold land	601.96	221.37	(24.92)	798.41	-	-	-	-	798.41
Building	7,762.52	878.27	(375.81)	8,264.98	1,600.17	360.19	(261.29)	1,699.07	6,565.91
Leasehold Improvements	63.62	1,485.58	-	1,549.20	14.79	10.83	-	25.62	1,523.58
Plant and machinery	33,875.95	1,709.70	(541.15)	35,044.50	9,813.32	2,296.14	(425.87)	11,683.59	23,360.91
Furniture and fixtures	304.57	2.23	(27.13)	279.67	98.00	42.24	(15.91)	124.33	155.34
Vehicles	66.20	-	(1.60)	64.60	50.54	4.33	(1.60)	53.27	11.33
Office equipments	1,060.62	59.43	(57.82)	1,062.23	604.45	122.56	(57.09)	669.92	392.31
TOTAL	43,735.44	4,356.58	(1,028.43)	47,063.59	12,181.26	2,836.30	(761.76)	14,255.80	32,807.79
Capital work in progress	5,626.82	1,700.90	(4,356.58)	2,971.14	-	-	-	-	2,971.14

Notes

1) On March 25, 2022, there was a fire in a section of the Company's plant located at Nandesari. The fire was extinguished internally and the plant was brought to safe mode. All operations were discontinued at the Nandesari plant for carrying out necessary repairs. The plant has resumed operation from May 12, 2022 after completion of repairs and receipt of all statutory and regulatory clearances. Adjustment under plant & machinery having net block of INR 3.73 lakhs (Gross Block of INR 8.00 lakhs) relates to assets to be discarded on account of fire.

(March 31, 2021 : Adjustments under freehold land having net block of INR 24.92 Lakhs (Gross block of INR 24.92 Lakhs), under Building having net block of INR Nil (Gross Block of INR 238.83 lakhs), under Plant & Machinery having net block of INR Nil (Gross block of INR 300.48 Lakhs), under Furniture & Fixture having net block of INR Nil (Gross Block of INR 19.47 Lakhs), under Vehicles having net block of INR Nil (Gross block of INR 0.28 Lakhs) relates to classification of various assets to Asset held for sale (Refer Note 14)).

2) In earlier years, the Company had incurred certain expenses aggregating to Rs. 2,820.34 lakhs (including applicable taxes) towards engineering studies and other directly and indirectly attributable costs for project expansion and included in capital work in progress as at 31st March 2021. During the year, considering the existing available production capacity, business priorities and the continuing effects of COVID-19 pandemic the continuation of the said project is uncertain hence, the Company has written off capital work in progress of the said project and disclosed the same as Deduction/ Adjustments under CWIP.

3) Refer Note 38 for disclosure of contractual commitments for the acquisition of property, plant and equipment.

4) Capital work-in-progress mainly comprises of cost of engineering services, new plant and machinery and building.

NOTES FORMING PART OF FINANCIAL STATEMENTS (CONTINUED)

for the year ended March 31, 2022

Note - 2 (A)

Property, Plant and Equipment - As at March 31, 2022

₹ in Lakhs

Particulars	As at March 31, 2022				
	Amount in CWIP for a period of				
	< 1 Year	1-2 Yrs.	2-3 Yrs.	> 3 Yrs.	Total
Capital Work in Progress ageing schedule					
- Projects in progress	612.90	14.48	56.83	20.56	704.77
	612.90	14.48	56.83	20.56	704.77
	To be completed in				
	< 1 Year	1-2 Yrs.	2-3 Yrs.	> 3 Yrs.	Total
CWIP completion schedule, whose completion is overdue or has exceeded its cost compared to its original plan					
- Projects in progress					
- Safety Projects	52.42	-	-	-	52.42
- Sustenance Projects	526.42	-	-	-	526.42
	578.84	-	-	-	578.84

Property, Plant and Equipment - As at March 31, 2021

Particulars	Amount in CWIP for a period of				
	< 1 Year	1-2 Yrs.	2-3 Yrs.	> 3 Yrs.	Total
	Capital Work in Progress ageing schedule				
- Projects in progress	77.20	58.83	20.04	2.04	158.11
- Projects temporarily suspended	258.69	824.80	1,400.42	329.12	2,813.03
	335.89	883.63	1,420.46	331.16	2,971.14
	To be completed in				
	< 1 Year	1-2 Yrs.	2-3 Yrs.	> 3 Yrs.	Total
CWIP completion schedule, whose completion is overdue or has exceeded its cost compared to its original plan					
- Projects in progress					
- Safety Projects	1.72	-	-	-	1.72
- Sustenance Projects	72.78	59.54	-	6.41	138.73
	74.50	59.54	-	6.41	140.45



Note - 2 (B)

This note provides information for leases where the Company is a lessee.

The Company leases various offices, warehouses, windmill lands, vehicles, employee quarters, equipment etc. Rental contracts typically ranges from 1 year to 10 years but may have extension option as described in (iii).

(i) Amounts recognised in balance sheet

The balance sheet shows the following amounts relating to leases:

Right of use assets - As at March 31, 2022

₹ in Lakhs

Particulars	Gross carrying amount				Depreciation				Net carrying amount
	Balance as at March 31, 2021	Additions	Deduction/ Adjustments	Balance as at March 31, 2022	Balance as at March 31, 2021	Charge for the year	Deduction/ Adjustments	Balance as at March 31, 2022	Balance as at March 31, 2022
Land	268.67	-	-	268.67	72.66	4.09	-	76.75	191.92
Building	537.68	392.30	(111.21)	818.77	242.09	255.37	(77.98)	419.48	399.29
Plant and machinery	4,644.71	-	-	4,644.71	1,056.08	528.03	-	1,584.11	3,060.60
Vehicles	143.79	65.59	-	209.38	120.15	84.27	-	204.42	4.96
TOTAL	5,594.85	457.89	(111.21)	5,941.53	1,490.98	871.76	(77.98)	2,284.76	3,656.77

Right of use assets - As at March 31, 2021

₹ in Lakhs

Particulars	Gross carrying amount				Depreciation				Net carrying amount
	Balance as at March 31, 2020	Additions	Deduction/ Adjustments	Balance as at March 31, 2021	Balance as at March 31, 2020	Charge for the year	Deduction/ Adjustments	Balance as at March 31, 2021	Balance as at March 31, 2021
Land	304.53	3.00	(38.86)	268.67	72.27	10.51	(10.12)	72.66	196.01
Building	605.88	30.34	(98.54)	537.68	125.43	138.99	(22.33)	242.09	295.59
Plant and machinery	4,644.71	-	-	4,644.71	528.05	528.03	-	1,056.08	3,588.63
Vehicles	175.72	30.14	(62.07)	143.79	87.86	89.19	(56.90)	120.15	23.64
TOTAL	5,730.84	63.48	(199.47)	5,594.85	813.61	766.72	(89.35)	1,490.98	4,103.87

The Company has completed all legal formalities and made requisite payments to get the lease agreements updated in its current name viz. INEOS Styrolution India Limited related to Leasehold Land.

The balance sheet shows the following amounts relating to leases:

₹ in Lakhs

Particulars	As at March 31, 2022	As at March 31, 2021
Lease Liabilities		
Current	706.59	489.42
Non-Current	3,548.93	4,017.02
	4,255.52	4,506.44
Maturity Analysis (undiscounted) :		
- Year 1	1,111.58	936.38
- Year 2-5	3,816.61	3,741.06
- Year 6 onwards	765.79	1,727.14
	5,693.98	6,404.58

NOTES FORMING PART OF FINANCIAL STATEMENTS (CONTINUED)

for the year ended March 31, 2022

(ii) Amounts recognised in statement of profit and loss

The statement of profit and loss shows following amounts relating to leases:

Particulars	₹ in Lakhs	
	For the year ended March 31, 2022	For the year ended March 31, 2021
Amortisation of right of use assets		
Land	4.09	10.51
Building	255.37	138.99
Plant and machinery	528.03	528.03
Vehicles	84.27	89.19
Total	871.76	766.72
Interest Expenses (included in Finance Costs)	483.55	524.16
Expense relating to short-term leases (included in other expenses)	87.16	253.58
Expense relating to leases of low value assets that are not shown above as short term leases (included in other expenses)	3.60	3.04
Gain on termination of lease contract (included in miscellaneous income)	(9.96)	(17.89)
Total	564.35	762.89

The total cash outflow including interest for leases for the year ended March 31, 2022 was INR 1,239.93 Lakhs. (March 31, 2021 - INR 1,289.96 Lakhs)

(iii) Extension and termination options in Lease Contracts

These options are used to maximise operational flexibility in terms of managing the assets used in the Company's operations. Extension and termination options are included in the lease term, only if the Company has the right to exercise these options and reasonably certain to exercise the right.

During the current financial year, the Company has exercised extension and termination option in case of some leases which has resulted into a net increase in recognized lease liabilities of INR 103.99 Lakhs and right-of-use assets of INR 113.96 Lakhs (March 31, 2021, net decrease in recognized lease liabilities of INR 64.54 Lakhs and right-of-use assets of INR 46.65 Lakhs)



Note - 3
Investments

Investments in equity shares accounted at fair value through profit and loss (fully paid-up)

₹ in Lakhs

Particulars	As at March 31, 2022	As at March 31, 2021
Quoted		
13,900 equity shares of Supreme Petrochem Ltd. of face value INR 10 each fully paid-up (March 31, 2021: 13,900)*	128.65	58.14
Total	128.65	58.14
Aggregate market value of quoted investments	128.65	58.14
Total	128.65	58.14

*Shares are in the erstwhile name of the Company and have been transferred to The Investor Education and Protection Fund. During the year the Company has received 1,600 shares in Demat and is in the process of claiming the balance shares from IEPF .

Note - 4
Loans

Non-current

Loan to employees	6.78	5.41
Total	6.78	5.41

Breakup of security details

- Considered good - secured	-	-
- Considered good - unsecured	6.78	5.41
- Which have significant increase in Credit Risk	-	-
- Credit - impaired	-	-
Total	6.78	5.41

Note - 5
Other financial assets

Non-current

Security deposits for utilities and premises	316.15	475.98
Bank deposits*	30.29	28.28
Total	346.44	504.26

* Bank deposit held by government authorities and/or held as lien under court order.

NOTES FORMING PART OF FINANCIAL STATEMENTS (CONTINUED)

for the year ended March 31, 2022

Note - 6

Other assets

Particulars	₹ in Lakhs	
	As at March 31, 2022	As at March 31, 2021
Non- current		
Deposit with government authorities	1,072.22	223.62
Deposit *	250.00	250.00
Capital advances	75.00	0.02
Total	1,397.22	473.64

* Deposit given to Kandla Port Trust under the order of Honourable Gujarat High Court.

Note - 7

Inventories *

Raw materials	7,880.43	12,762.73
Raw materials (goods-in-transit)	12,223.10	6,075.91
	20,103.53	18,838.64
Work-in-progress	4,816.69	2,763.41
Finished goods	6,705.33	4,783.60
Finished goods (goods-in-transit)	1,220.34	1,249.56
Stores and spares	1,103.41	981.33
Packing materials	188.12	374.69
Total	34,137.42	28,991.23

* At cost and net realisable value whichever is lower.

* Refer Note 19 for inventories pledged as security for credit facility limits.

* Write-downs / (write back) of inventories amounted to INR (101.73) Lakhs (March 31, 2021 - INR 69.63 Lakhs). These were recognised as an expense during the year and included in the respective financial statement line item in the Statement of profit and loss.

Note - 8

Trade receivables

- Considered good - secured	-	-
- Considered good - unsecured	30,653.03	30,597.52
- Which have significant increase in Credit Risk	-	-
- Credit - impaired	515.46	537.95
	31,168.49	31,135.47
Less: Allowance for doubtful debts (Refer Note 35 (I))	515.46	537.95
Total	30,653.03	30,597.52

* Refer Note 19 for trade receivables pledged as security for credit facility limits.

Receivables from related parties (Refer Note 40)	194.88	214.09
Receivables from others	30,458.15	30,383.43
Total	30,653.03	30,597.52

₹ in Lakhs

Particulars	As at March 31, 2022						Total
	Outstanding for following periods from due date of payment						
	Not Due	Less than 6 Month	6 Months - 1 Year	1-2 Yrs.	2-3 Yrs.	More than 3 Yrs.	
Trade receivables ageing schedule							
- Undisputed Trade receivables - considered good	29,760.52	892.51	-	-	-	-	30,653.03
- Undisputed Trade receivables - credit impaired	-	-	-	-	-	-	-
- Disputed Trade receivables - considered good	-	-	-	-	-	-	-
- Disputed Trade receivables - credit impaired	-	-	-	25.28	-	490.18	515.46
	29,760.52	892.51	-	25.28	-	490.18	31,168.49

Particulars	As at March 31, 2021						Total
	Outstanding for following periods from due date of payment						
	Not Due	Less than 6 Month	6 Months - 1 Year	1-2 Yrs.	2-3 Yrs.	More than 3 Yrs.	
Trade receivables ageing schedule							
- Undisputed Trade receivables - considered good	30,292.96	304.56	-	-	-	-	30,597.52
- Undisputed Trade receivables - credit impaired	-	-	-	-	-	-	-
- Disputed Trade receivables - considered good	-	-	-	-	-	-	-
- Disputed Trade receivables - credit impaired	-	32.48	-	-	-	505.47	537.95
	30,292.96	337.04	-	-	-	505.47	31,135.47

Note - 9**Cash and cash equivalents**

Balances with bank		
In current accounts	836.36	555.45
Deposits with original maturity of less than three months	15,772.06	13,332.45
Cash on hand	0.07	0.09
Total	16,608.49	13,887.99

Note - 10**Bank balances other than Cash and cash equivalents above Earmarked balances with banks**

Deposits with maturity of more than three month but less than twelve months	1,191.13	10,310.00
In unclaimed dividend account	119.83	23.94
Total	1,310.96	10,333.94

NOTES FORMING PART OF FINANCIAL STATEMENTS (CONTINUED)

for the year ended March 31, 2022

Note - 11

Loans

Particulars	₹ in Lakhs	
	As at March 31, 2022	As at March 31, 2021
Current		
Loans to employees	19.58	13.45
Total	19.58	13.45
Breakup of security details		
- Considered good - secured	-	-
- Considered good - unsecured	19.58	13.45
- Which have significant increase in Credit Risk	-	-
- Credit - impaired	-	-
Total	19.58	13.45

Note - 12

Other financial assets

Current

Other financial assets	0.86	121.54
Derivative - Foreign Exchange Forward Contracts	-	12.14
Total	0.86	133.68
Receivables from related parties (Refer Note 40)	0.86	10.54
Receivables from others	-	123.14
Total	0.86	133.68

Note - 13

Other assets

Current

Balance with government authorities	2,731.25	5,731.49
Advances for supply of goods & services	107.78	342.38
Prepaid expenses	257.82	184.96
Total	3,096.85	6,258.83
Receivables from related parties (Refer Note 40)	-	237.20
Other current assets	3,096.85	6,021.63
Total	3,096.85	6,258.83

Note - 14

Asset classified as held for Sale

Current

Asset classified as held for Sale*	197.10	197.10
Total	197.10	197.10

* During the year ended March 31, 2019, the Company had decided to sale certain commercial properties and residential properties located at Vadodara, Delhi and Bangalore. The Company has identified buyers for majority of the assets and is actively looking for prospective buyers for the remaining assets and the intention is to complete the sale within one year. These assets are presented within total assets of the Specialties segment. (Refer Note 41)

Note - 15
Equity share capital

₹ in Lakhs

Particulars	As at March 31, 2022		As at March 31, 2021	
	No. of shares	Amount	No. of shares	Amount
Authorised share capital				
Equity shares of INR 10 each	50,000,000	5,000.00	50,000,000	5,000.00
Issued and subscribed share capital				
Fully paid equity shares of INR 10 each	17,585,625	1,758.56	17,585,625	1,758.56
Total share capital		1,758.56		1,758.56

The Reconciliation of number of shares outstanding at the beginning and at the end of the year

Particulars	As at March 31, 2022		As at March 31, 2021	
	No. of shares	Amount	No. of shares	Amount
Balance at the beginning of the reporting period	17,585,625	1,758.56	17,585,625	1,758.56
Changes in equity share capital during the year	-	-	-	-
Balance at the end of the reporting period	17,585,625	1,758.56	17,585,625	1,758.56

a) Equity shares held by holding company

Name of shareholder	Relationship	As at March 31, 2022	As at March 31, 2021
INEOS Styrolution APAC Pte Ltd.*	Holding company	13,189,218	13,189,218

b) Rights, preferences and restrictions attached to shares

Equity Shares

The Company has one class of equity share having a par value of INR 10/- per share. Each shareholder is eligible for one vote per share held. The dividend proposed by the Board of Directors is subject to the approval of the shareholders in the ensuing Annual General Meeting, except in case of interim dividend. In the event of liquidation, the equity shareholders are eligible to receive remaining assets of the Company after distribution of all preferential amounts, in proportion to their shareholding.

c) Particulars of shareholders holding more than 5% equity shares in the company

Particulars	As at March 31, 2022		As at March 31, 2021	
	No. of shares	Percentage	No. of shares	Percentage
INEOS Styrolution APAC Pte Ltd.*	13,189,218	75.00%	13,189,218	75.00%

NOTES FORMING PART OF FINANCIAL STATEMENTS (CONTINUED)

for the year ended March 31, 2022

d) Disclosure of Shareholding of Promoters

Shares held by Promoters at the end of the year	As at March 31, 2022		% Change during the year
	No. of shares	Percentage	
INEOS Styrolution APAC Pte Ltd.*	13,189,218	75.00%	No Change

*On April 18, 2022, INEOS Styrolution APAC Pte Ltd. (Promoter) proposed, through an Offer for Sale ("OFS") to dispose of up to 25,32,330 Equity Shares of the Company, of face Value of Rs.10 each, representing 14.40% of the total paid up equity share capital of the Company, with an option to additionally sell 16,88,220 Equity Shares representing 9.60% of the total paid up equity share capital of the Company. Pursuant to the said OFS, Promoter on April 19, 2022 and April 20, 2022, sold in aggregate, 24,28,040 Equity Shares representing 13.81% of the total paid up equity share capital of the Company.

e) Information on equity shares allotted without receipt of cash or allotted as bonus shares or shares bought back during five years immediately preceding March 31, 2022.

No shares are allotted as bonus or allotted without receipt of cash and there has been no buy back of shares during the past five years.



Note - 16**Other equity**

₹ in Lakhs

Particulars	Reserves and surplus					Total
	Capital reserve	Securities premium	Surplus on capital reduction	General reserve	Retained earnings	
Balance at March 31, 2020	0.14	4,328.39	134.39	5,155.95	49,551.16	59,170.03
Profit for the year	-	-	-	-	28,021.52	28,021.52
Other comprehensive income for the year						
Items of OCI recognised directly in retained earnings						
Remeasurements of post-employment benefit obligation, net of tax	-	-	-	-	(72.11)	(72.11)
Total comprehensive income for the year	-	-	-	-	27,949.41	27,949.41
Transaction with owners in their capacity as owners:						
Dividend paid on equity shares for the year 2020-21: [INR Nil per share]	-	-	-	-	-	-
Balance at March 31, 2021	0.14	4,328.39	134.39	5,155.95	77,500.57	87,119.44
Profit for the year	-	-	-	-	32,254.34	32,254.34
Other comprehensive income for the year						
Items of OCI recognised directly in retained earnings						
Remeasurements of post-employment benefit obligation, net of tax	-	-	-	-	33.91	33.91
Total comprehensive income for the year	-	-	-	-	32,288.25	27,949.41
Transaction with owners in their capacity as owners:						
Dividend paid on equity shares for the year 2021-22: [INR 202 per share (includes interim dividend of INR 192)]	-	-	-	-	(35,522.94)	(35,522.94)
Balance at March 31, 2022	0.14	4,328.39	134.39	5,155.95	74,265.88	83,884.75

Nature and purpose of reserves**Capital reserve**

Capital reserve is on account of profit on re-issue of forfeited Shares

Securities premium

Securities premium represents the premium on issue of shares. The reserve is available for utilisation in accordance with the provisions of the Act.

Note - 20**Trade Payables**

₹ in Lakhs

Particulars	As at March 31, 2022	As at March 31, 2021
(a) Total outstanding dues of micro and small enterprises	275.98	242.20
(b) Total outstanding dues of creditors other than (a) above	23,509.06	22,230.76
Total	23,785.04	22,472.96
Trade payables to related parties (Refer Note 40)	3,619.50	2,877.78
Trade payables to others	20,165.54	19,595.18
Total	23,785.04	22,472.96

Note:**Details of Dues to Micro and Small Enterprises as defined under MSMED Act, 2006**

(a) The principal amount and interest due thereon remaining unpaid to suppliers		
(i) Principal	228.38	214.62
(ii) Interest due thereon	-	0.63
(b) (i) Interest actually paid under Section 16 of the Micro, Small and Medium Enterprises Development Act, 2006	-	-
(c) (i) Interest accrued during the year, for all the delayed payments, as per the agreed terms.	-	-
(ii) Interest payable for the period of delay in making payment, as per the agreed terms.	-	-
(d) (i) Total Interest accrued during the year	20.02	11.44
(ii) Total Interest accrued during the year and remaining unpaid	20.02	11.44
(e) Further interest remaining due and payable for earlier years	27.58	16.14

The above information regarding Micro and Small Enterprises has been determined to the extent such parties have been identified on the basis of information and confirmation provided to the Company as of March 31, 2022.

Particulars	As at March 31, 2022					
	Outstanding for following periods from due date of payment					
	Not Due	Less than 1 Yrs.	1-2 Yrs.	2-3 Yrs.	More than 3 Yrs.	Total
Trade payables ageing schedule						
- Undisputed MSME	250.46	17.63	-	-	-	268.09
- Undisputed Others	22,507.84	862.37	2.11	-	-	23,372.32
- Disputed Dues – MSME	-	0.06	-	7.83	-	7.89
- Disputed Dues – Others	-	-	-	-	136.74	136.74
	22,758.30	880.06	2.11	7.83	136.74	23,785.04

Particulars	As at March 31, 2021					
	Outstanding for following periods from due date of payment					
	Not Due	Less than 1 Yrs.	1-2 Yrs.	2-3 Yrs.	More than 3 Yrs.	Total
Trade payables ageing schedule						
- Undisputed MSME	213.46	12.06	4.24	-	-	229.76
- Undisputed Others	20,913.84	994.52	-	2.66	0.25	21,911.27
- Disputed Dues – MSME	-	4.61	7.83	-	-	12.44
- Disputed Dues – Others	-	-	-	126.88	192.61	319.49
	21,127.30	1,011.19	12.07	129.54	192.86	22,472.96

NOTES FORMING PART OF FINANCIAL STATEMENTS (CONTINUED)

for the year ended March 31, 2022

Note - 21

Other financial liabilities

Particulars	₹ in Lakhs	
	As at March 31, 2022	As at March 31, 2021
Current		
Unclaimed dividend *	119.83	23.94
Employee related liabilities	1,752.78	1,560.25
Payables for capital goods	73.36	146.48
Contractual payment to regulatory authority	-	2,289.33
Derivative - Foreign Exchange Forward Contracts	39.45	-
Total	1,985.42	4,020.00

*There are no amounts due for payment to the Investor Education and Protection Fund under Section 125 of the Companies Act, 2013 as at the year end.

Note - 22

Contract liabilities

Contract liabilities	66.30	40.12
Total	66.30	40.12

Revenue recognised in relation to contract liabilities :

There were no contract liabilities in relation to which performance obligation was satisfied in prior year. Revenue recognised in the current reporting period in relation to contract liabilities existing at the beginning of the year is INR 40.12 Lakhs (March 31 2021: INR 110.14 Lakhs).

Note - 23

Provisions

Current

Provision for gratuity (Refer Note 39)	44.13	158.21
Provision for compensated absences (Refer Note 39)*	80.05	76.90
Total	124.18	235.11

*Based on past experience, the Company does not expect all employees to take the full amount of accrued leave or require payment within the next 12 months. Accordingly INR 360.51 Lakhs (March 31, 2021: INR 403.69 Lakhs has been recognised as Non-current (Refer Note 18).

Note - 24

Other liabilities

Current

Advance received for sale of property	176.95	140.95
Statutory dues	2,226.79	459.36
Total	2,403.74	600.31

Note - 25**Current and deferred tax**

₹ in Lakhs

Particulars	For the year ended March 31, 2022	For the year ended March 31, 2021
(a) Income tax expense		
(i) Current tax		
Current income tax charge	11,646.06	9,367.96
(ii) Deferred tax		
Deferred tax relating to origination and reversal of temporary differences	357.42	78.48
MAT credit reversed during the year	-	139.42
Deferred tax charged / (credited) to OCI relating to remeasurements of defined benefit plans	11.41	(24.26)
Income tax expense	12,014.89	9,561.60

(b) Reconciliation of tax expense and the accounting profit multiplied by domestic tax rate of India for the year ended

Accounting profit before income tax	44,257.82	37,607.38
Statutory income tax rate	25.168%	25.168%
Tax at statutory income tax rate	11,138.81	9,465.03
Tax effects of :		
MAT credit reversal	-	139.42
Permanent disallowance	797.73	37.90
Difference in income tax rate	-	(93.20)
Others	78.35	12.45
Income tax expense	876.08	96.57
Income tax expense	12,014.89	9,561.60

(c) No aggregate amounts of current and deferred tax have arisen in the reporting periods which have been recognised in equity and not in Statement of Profit and Loss or other comprehensive income.

*The Company has elected to exercise the option permitted under section 115BAA of the Income-tax Act, 1961 as introduced by the Taxation Laws (Amendment) Ordinance, 2019. Accordingly, the Company has recognized Provision for Current Tax for year ended March 31, 2021 and re-measured its Deferred Tax basis the rate prescribed in the said section.

NOTES FORMING PART OF FINANCIAL STATEMENTS (CONTINUED)

for the year ended March 31, 2022

Note - 25

Current and deferred tax

(d) Deferred tax liabilities (net)

Particulars	₹ in Lakhs				
	As at March 31, 2022	Charged/ (credited) to profit and loss/OCI	As at March 31, 2021	Charged/ (credited) to profit and loss/OCI	As at March 31, 2020
Property, plant and equipment	2,729.97	39.76	2,690.21	(901.81)	3,592.02
Provision for doubtful debts	(129.73)	5.66	(135.39)	80.62	(216.01)
ECB Fair Valuation Impact	11.91	(30.83)	42.74	42.74	-
Provision for gratuity	-	39.33	(39.33)	(39.33)	-
Provision for leave encashment	(110.88)	10.08	(120.96)	28.01	(148.97)
Provision for contingency	(907.37)	322.76	(1,230.13)	304.14	(1,534.27)
Brought forward losses	-	-	-	545.39	(545.39)
Impact of Right of Use Asset and Lease Liabilities	(208.48)	(51.89)	(156.59)	(29.17)	(127.42)
MAT Credit Entitlement	-	-	-	139.42	(139.42)
(Decrease) / Increase in other deferred tax liabilities	(5.47)	33.96	(39.43)	23.63	(63.06)
Deferred tax expense/(income)	-	368.83	-	193.64	-
Net deferred tax (assets)/liabilities	1,379.95	-	1,011.12	-	817.48

Reconciliation of deferred tax liabilities (net):

Particulars	₹ in Lakhs	
	Amount	
Closing Balance as of March 31, 2020	817.48	
Tax (income)/expense during the period recognised in P&L	217.90	
Tax (income)/expense during the period recognised in OCI	(24.26)	
Closing balance as on March 31, 2021	1,011.12	
Tax (income)/expense during the period recognised in P&L	357.42	
Tax (income)/expense during the period recognised in OCI	11.41	
Closing balance as on March 31, 2022	1,379.95	

Note:

The Company offsets tax assets and liabilities if and only if it has a legally enforceable right to set off current tax assets and current tax liabilities and the deferred tax assets and deferred tax liabilities relate to income taxes levied by the same tax authority.

Note - 26
Revenue from Operations

₹ in Lakhs

Particulars	For the year ended March 31, 2022	For the year ended March 31, 2021
Revenue from contracts with customers		
- Sale of goods	217,450.48	162,880.85
Other operating revenue		
Commission income	451.08	267.55
Total	217,901.56	163,148.40
Disaggregation of revenue from contracts with customers		
The Company derives revenue from transfer of goods at a point of time as follows:		
Revenue from contracts with customers		
- Sale of goods		
Within India		
Specialties	151,343.99	114,423.11
Polystyrene	65,998.46	48,422.62
Outside India		
Specialties	108.03	35.12
Polystyrene	-	-
Total	217,450.48	162,880.85
(Also Refer Note - 41)		
Reconciliation of revenue with contract price is set out below		
Contract price	218,233.59	163,729.26
Adjustments for:		
Volume discount / cash discount / rebates	(783.11)	(848.41)
Revenue from operations	217,450.48	162,880.85

Note - 27
Other Income

Interest income		
On deposits	666.60	294.23
Others	0.75	142.21
Dividend Income	0.03	-
Foreign exchange fluctuation (net) (including MTM gain / loss)	-	57.40
Gain on fair valuation of equity shares accounted at FVTPL	70.51	40.05
Provision / Credit balances no longer required written back	325.35	30.57
Profit on disposal of property, plant and equipment (net)*	-	436.85
Allowance for doubtful debts (net) (Refer Note 35)	22.16	3.48
Miscellaneous income (net of expenses amounting to INR 1121.83 Lakhs (March 31,2021: INR 401.72 Lakhs)	302.49	300.39
Total	1,387.89	1,305.18

*includes Profit on sale of assets held for sale: INR Nil (March 31,2021 : INR 251.82 Lakhs)

NOTES FORMING PART OF FINANCIAL STATEMENTS (CONTINUED)

for the year ended March 31, 2022

Note - 28

Cost of materials consumed

₹ in Lakhs

Particulars	For the year ended March 31, 2022	For the year ended March 31, 2021
Raw materials consumed:		
Opening stock	18,838.64	15,449.01
Add: Purchases	142,467.10	97,798.27
Less: Closing stock	20,103.53	18,838.64
	141,202.21	94,408.64
Packing materials consumed:		
Opening stock	374.69	356.62
Add: Purchases	970.74	927.58
Less: Closing stock	188.12	374.69
	1,157.31	909.51
Total	142,359.52	95,318.15

Note - 29

Changes in inventories of finished goods and work-in-progress

Opening Stock:

Finished goods	6,033.16	7,374.26
Work-in-progress	2,763.41	2,510.03
	8,796.57	9,884.29

Less:

Closing Stock:

Finished goods	7,925.67	6,033.16
Work-in-progress	4,816.69	2,763.41
	12,742.36	8,796.57

Total

(3,945.79) 1,087.72

Note - 30

Employee benefit expense

Salaries and wages	6,391.60	6,205.33
Contribution to provident and other funds (Refer Note 39)	413.99	441.27
Staff welfare expenses	631.61	433.99
Total	7,437.20	7,080.59

Note - 31

Finance costs

Interest expenses on borrowings	255.29	668.06
Interest on lease liabilities	483.55	524.16
Others	84.26	271.86
Total	823.10	1,464.08



Note - 32
Other Expenses

₹ in Lakhs

Particulars	For the year ended March 31, 2022	For the year ended March 31, 2021
Power, Fuel and Water (net) (Refer Note 3 below)	7,075.02	5,864.74
Environment expenses	356.69	184.42
Consumption of stores and spares	1,077.44	598.10
Processing charges	254.65	303.67
Repair & Maintenance - Plant & Machinery and Building	1,250.81	647.42
Contractor Labour Charges	613.43	626.12
Freight and forwarding expenses	3,971.53	3,623.42
Corporate cost sharing expenses (Refer Note 40)	3,323.60	2,843.19
Rent	1,036.52	1,076.81
IT charges	266.61	311.49
Legal and professional charges	251.39	351.94
Royalty (Refer Note 40)	267.05	192.15
Foreign exchange fluctuation (net) (including MTM gain / loss)	255.27	-
Insurance	441.00	452.73
Repair - Others	92.31	137.41
Rates and taxes	501.40	610.39
Payment to the Auditor (Refer Note 2 below)	41.96	42.88
Expenditure on corporate social responsibility activities (Refer Note 1 below)	234.72	54.86
Commission & Sitting fees to Independent Directors (Refer Note 40)	43.20	44.80
Loss on property, plant and equipment sold/discarded (net) (Refer Note 2 (A) (1))	3.99	-
Travelling and conveyance expenses	245.01	169.30
CWIP Written Off (Refer Note 2 (A)(2))	2,820.34	-
Miscellaneous expenses	170.75	156.80
Total	24,594.69	18,292.64

- 1 As per Section 135 of the Companies Act, 2013, the Company was required to spend INR 228.46 Lakhs (March 31, 2021: INR 51.50 Lakhs) towards corporate social responsibility activities. The Company has spent INR 234.72 Lakhs (including administrative overheads of INR 6.05 Lakhs) (March 31, 2021: INR 54.86 Lakhs (including administrative overheads of INR NIL) during the current financial year. The Company has spent following amounts which does not include any payment towards construction/ acquisition of asset during the year:

Health care, nutrition, sanitation and safe drinking water	163.83	34.95
Education and vocational skill development	12.92	5.77
Poverty alleviation, livelihood enhancement, environment and infrastructure support	57.97	14.14
	234.72	54.86

2 Payment to statutory auditors as:

Audit fees	28.96	28.55
Tax audit fees	4.00	4.00
Others (Limited review, certification etc.)	8.25	7.33
Out of pocket expenses	0.75	3.00
	41.96	42.88

3. The Company had installed Wind Turbine Generators (WTG) at Lamba, Dhank and Pransla in Gujarat. The Local Power Station of the Madhya Gujarat Vij Company Limited (MGVCL) grants credit for the power units generated by the WTG. Accordingly, the amount of Power and Fuel consumption disclosed is net of such credit given by MGVCL aggregating to INR Nil (March 31, 2021: INR 198.29 Lakhs). The said windmills were sold by the Company during previous year.

NOTES FORMING PART OF FINANCIAL STATEMENTS (CONTINUED)

for the year ended March 31, 2022

Note - 33

Earnings per share

₹ in Lakhs

Particulars	For the year ended March 31, 2022	For the year ended March 31, 2021
i. Profit / (Loss) attributable to equity holders of the Company	32,254.34	28,021.52
ii. Weighted average number of outstanding equity shares (In numbers)	17,585,625	17,585,625
Basic earnings per share (In INR)	183.41	159.34
Diluted earnings per share (In INR)	183.41	159.34

Note - 34

Fair value measurements

A. Accounting classification and fair values

This section mentions the classification of financial instruments and explains the judgements and estimates made in determining the fair values of the financial instruments that are (a) recognised and measured at fair value and (b) measured at amortised cost and for which fair values are disclosed in the financial statements. To provide an indication about the reliability of the inputs used in determining fair value, the Company has classified its financial instruments into the three levels prescribed under the accounting standard. An explanation of each level follows underneath the table.

As at March 31, 2022

₹ in Lakhs

Particulars	Carrying amount				Fair value			
	FVTPL	FVTOCI	Amortised Cost	Total	Level 1 - Quoted price in active markets	Level 2 - Significant observable inputs	Level 3 - Significant unobservable inputs	Total
Financial assets								
Investments	128.65	-	-	128.65	128.65	-	-	128.65
Non current loans	-	-	6.78	6.78	-	-	-	-
Other non current financial assets	-	-	346.44	346.44	-	-	-	-
Trade receivables	-	-	30,653.03	30,653.03	-	-	-	-
Cash and cash equivalents	-	-	16,608.49	16,608.49	-	-	-	-
Other bank balances	-	-	1,310.96	1,310.96	-	-	-	-
Current loans	-	-	19.58	19.58	-	-	-	-
Other current financial assets	-	-	0.86	0.86	-	-	-	-
	128.65	-	48,946.14	49,074.79	128.65	0.00	0.00	128.65
Financial liabilities								
Non Current borrowings	-	-	952.69	952.69	-	-	-	-
Non current lease liabilities	-	-	3,548.93	3,548.93	-	-	-	-
Other non current financial liabilities	-	-	279.43	279.43	-	-	-	-
Current borrowings	-	-	19.00	19.00	-	-	-	-
Current lease liabilities	-	-	706.59	706.59	-	-	-	-
Trade payables	-	-	23,785.04	23,785.04	-	-	-	-
Derivative - Foreign Exchange Forward Contracts	39.45	-	-	39.45	-	39.45	-	39.45
Other financial liabilities	-	-	1,945.97	1,945.97	-	-	-	-
	39.45	-	31,237.65	31,277.10	0.00	39.45	0.00	39.45

As at March 31, 2021

₹ in Lakhs

Particulars	Carrying amount				Fair value			
	FVTPL	FVTOCI	Amortised Cost	Total	Level 1 - Quoted price in active markets	Level 2 - Significant observable inputs	Level 3 - Significant unobservable inputs	Total
Financial assets								
Investments	58.14	-	-	58.14	58.14	-	-	58.14
Non current loans	-	-	5.41	5.41	-	-	-	-
Other non current financial assets	-	-	504.26	504.26	-	-	-	-
Trade receivables	-	-	30,597.52	30,597.52	-	-	-	-
Cash and cash equivalents	-	-	13,887.99	13,887.99	-	-	-	-
Other bank balances	-	-	10,333.94	10,333.94	-	-	-	-
Current loans	-	-	13.45	13.45	-	-	-	-
Derivative - Foreign Exchange Forward Contracts	12.14	-	-	12.14	-	12.14	-	12.14
Other current financial assets	-	-	121.54	121.54	-	-	-	-
	70.28		55,464.11	55,534.39	58.14	12.14	-	70.28
Financial liabilities								
Non current borrowings	-	-	3,319.08	3,319.08	-	-	-	-
Non current lease liabilities	-	-	4,017.02	4,017.02	-	-	-	-
Other non current financial liabilities	-	-	160.97	160.97	-	-	-	-
Current borrowings	-	-	2,013.71	2,013.71	-	-	-	-
Current lease liabilities	-	-	489.42	489.42	-	-	-	-
Trade payables	-	-	22,472.96	22,472.96	-	-	-	-
Other financial liabilities	-	-	4,020.00	4,020.00	-	-	-	-
	-	-	36,493.16	36,493.16	-	-	-	-

Note: There were no transfers between Level 1, Level 2 and Level 3 during the year.

B. Measurement of fair values

i) Valuation techniques and significant unobservable inputs

The carrying amounts of financial assets and liabilities other than those valued at Level 1 and Level 2 are considered to be the same as their fair values due to the current and short term nature of such balances and no material differences in the values. Difference between fair value of non-current borrowings carried at amortised cost and the carrying value is not considered to be material to the financial statement.

ii) Levels 1, 2 and 3

Level 1 : This includes listed equity instruments that have a quoted price. The fair value of all equity instruments which are traded in the stock exchanges is valued using the closing price as at the reporting period.

Level 2: The fair value of financial instruments that are not traded in an active market (for example over-the-counter derivatives) is determined using valuation techniques which maximise the use of observable market data and rely as little as possible on entity-specific estimates. If all significant inputs required to fair value an instrument are observable, the instrument is included in level 2.

Level 3: If one or more of the significant inputs is not based on observable market data, the instrument is included in Level 3.

NOTES FORMING PART OF FINANCIAL STATEMENTS (CONTINUED)

for the year ended March 31, 2022

iii) Valuation technique used to determine fair value

Specific valuation techniques used to value financial instruments include:

- the use of quoted market prices or dealer quotes for similar instruments.
- the fair value of forward foreign exchange contracts are determined using forward exchange rates at the Balance Sheet date.

All of the resulting fair value estimates are included in level 1 and 2.

Note - 35

Financial risk management

Risk management framework

Financial Risk Evaluation and Management is an ongoing process within the Organisation. The Company has a robust risk management framework to identify, monitor and minimize risks. As a process, the risk associated with each area are identified and prioritized based on severity, likelihood and effectiveness. Process owners are identified for each risk and metrics are developed for monitoring and reviewing the risk mitigation controls. Risk evaluation and assessments are reviewed by the Chief Financial Officer (CFO) and Managing Director on a quarterly basis. This is constantly monitored by the Board.

The Company has exposure to the following risks arising from financial instruments:

- Credit risk
- Liquidity risk
- Market risk

This note explains the sources of risk which the entity is exposed to and how the entity manages the risk and the impact on the financial statements.

i) Credit risk

Credit risk is the risk that a counterparty will not meet its obligations under a financial instrument leading to a financial loss. The Company is exposed to credit risk from its operating activities, primarily trade receivables and from its financing activities, including deposits with banks and other financial instruments.

The carrying amount of financial assets represents the maximum credit exposure, being the total of the carrying amount of balances with banks, short term deposits with banks, trade receivables and other financial assets excluding equity investments.

Trade receivables

Trade receivables of the Company are typically unsecured and derived from sales made to a large number of independent customers. Customer credit risk is managed by the Company based on established policies, procedures and control relating to customer credit risk management. Before accepting any new customer, the Company has appropriate level of control procedures to assess the potential customer's credit quality. The credit-worthiness of its customers are reviewed based on their financial position, past experience and other relevant factors. Outstanding customer receivables are reviewed periodically. The credit period provided by the Company to its customers generally ranges from 0-60 days.

The Company uses a provision matrix to compute the expected credit loss allowance for trade receivables. The provision matrix takes into account available external and internal credit risk factors, the Company's historical experience for customers and forward looking information. Based on the industry practices and the business environment in which the entity operates, management considers that the trade receivables are credit impaired if the payments are more than 180 days past due.

Trade receivables (net of allowance for doubtful debts)

₹ in Lakhs

Particulars	As at March 31, 2022	As at March 31, 2021
Trade receivables (net of allowance for doubtful debts)	30,653.03	30,597.52

Statement of allowance for doubtful debts

₹ in Lakhs

Particulars	Amount
Allowance for doubtful debts as on March 31, 2020	618.16
Changes in allowance for doubtful debts	(3.48)
Bad Debt written off during the year	(76.73)
Allowance for doubtful debts as on March 31, 2021	537.95
Changes in allowance for doubtful debts	(22.16)
Bad Debt written off during the year	(0.34)
Allowance for doubtful debts as on March 31, 2022	515.46

Other financial assets

The Company has mainly cash and cash equivalents, deposits with banks (PSU and high rated private banks) and government authorities, and security deposits for utilities with government bodies and reputed corporate entities, and for leasehold premises. These are periodically confirmed by respective parties.

ii) Liquidity risk

Liquidity risk is the risk that the Company will encounter difficulty in meeting the obligations associated with its financial liabilities that are settled by delivering cash or another financial asset. The Company's cash flow management system ensures, as far as possible, that it will have sufficient liquidity to meet its liabilities when they are due, under both normal and stressed conditions, without incurring unacceptable losses or risking damage to the Company's reputation.

Exposure to liquidity risk

The following are the remaining contractual maturities of financial liabilities at the reporting date. The amounts are gross and undiscounted, and include estimated interest payments.

As at March 31, 2022

₹ in Lakhs

Particulars	Carrying amount	Contractual cash flows		
		Total	Less than 12 months	More than 12 months
Financial liabilities				
Other non current financial liabilities	279.43	279.43	-	279.43
Lease liabilities (Including interest)	4,255.52	5,693.98	1,111.58	4,582.40
Borrowings (including interest)	971.69	1,359.53	77.06	1,282.47
Trade payables	23,785.04	23,785.04	23,785.04	-
Other financial liabilities	1,985.42	1,985.42	1,985.42	-
Total	31,277.10	33,103.40	26,959.10	6,144.30

NOTES FORMING PART OF FINANCIAL STATEMENTS (CONTINUED)

for the year ended March 31, 2022

As at March 31, 2021		₹ in Lakhs		
Particulars	Carrying amount	Contractual cash flows		
		Total	Less than 12 months	More than 12 months
Financial liabilities				
Other non current financial liabilities	160.97	160.97	-	160.97
Lease liabilities (Including interest)	4,506.44	6,404.58	957.06	5,447.52
Borrowings (including interest)	5,332.79	5,887.40	2,287.94	3,599.46
Trade payables	22,472.96	22,472.96	22,472.96	-
Other financial liabilities	4,020.00	4,020.00	4,020.00	-
Total	36,493.16	38,945.91	29,737.96	9,207.95

The gross outflows of the contractual undiscounted cash flows relating to derivative financial liabilities disclosed in the above table are held for risk management purposes and are not usually settled before contractual maturity.

Financial instruments -Fair values and risk management

iii) Market risk

Market risk is mainly driven by changes in economic and political environment across globe, fluctuation in foreign exchange rates and interest rates movement, which affect the Company's income or the value of its holdings of financial instruments. Market risk is attributable to all market risk sensitive financial instruments including foreign currency receivables, payables and current borrowings. The objective of market risk management is to avoid excessive exposure in foreign currency revenues and costs.

1. Currency risk

The functional currency of the Company is Indian Rupee. The Company is exposed to currency risk on account of payables and receivables in foreign currency. Since there is no material export sales, this is not perceived to be a major risk. Raw materials are mostly imported. The company has a policy to mitigate this risk by taking derivative contracts to protect against any adverse exchange rate fluctuation. This policy is reviewed on a periodic basis.

Company does not use derivative financial instruments for trading or speculative purposes.



(a) Foreign currency risk exposure

The Company's exposure to foreign currency risk at the end of the reporting period expressed in INR, are as follows:

Particulars	₹ in Lakhs			
	As at March 31, 2022		As at March 31, 2021	
	USD	EUR	USD	EUR
Financial assets				
Trade receivables	150.38	44.51	188.65	25.43
Net exposure to foreign currency risk (assets)	150.38	44.51	188.65	25.43
Financial liabilities				
Trade payables	17,232.50	479.25	12,200.18	554.32
Less:				
Derivative liability:				
Foreign exchange forward contracts	(9,216.19)	-	(5,982.68)	-
Net exposure to foreign currency risk (liabilities)	8,016.31	479.25	6,217.50	554.32

(b) Sensitivity

The sensitivity of profit or loss to changes in the exchange rates arises mainly from foreign currency denominated financial instruments.

Particulars	₹ in Lakhs	
	Impact on profit after tax	
	As at March 31, 2022	As at March 31, 2021
USD sensitivity *		
INR/USD - Increase by 3%	(176.59)	(135.35)
INR/USD - Decrease by 3%	176.59	135.35
EUR sensitivity *		
INR/EUR - Increase by 3%	(9.76)	(11.87)
INR/EUR - Decrease by 3%	9.76	11.87

* Holding all other variables constant

2. Interest rate risk

Interest rate risk can be either fair value interest rate risk or cash flow interest rate risk. Fair value interest rate risk is the risk of changes in fair values of variable interest bearing liabilities because of fluctuations in the interest rates. Cash flow interest rate risk is the risk that the future cash flows of floating interest bearing liabilities will fluctuate because of fluctuations in the interest rates. The Company does not have variable interest rate borrowing.

The Company's fixed rate borrowings were carried at amortised cost. They are therefore not subject to interest rate risk as defined in Ind AS 107, since neither the carrying amount nor the future cash flows will fluctuate because of a change in market interest rates.

NOTES FORMING PART OF FINANCIAL STATEMENTS (CONTINUED)

for the year ended March 31, 2022

**Note - 36
Capital Management**

The primary objective of the Company's capital management is to maximise shareholder's value. The Company monitors capital using Debt-Equity ratio, which is total debt divided by total equity.

For the purposes of the Company's capital management, the Company considers the following components of its balance sheet to be managed as capital:

Total equity as shown in the Balance Sheet includes Share capital, General reserve, Retained earnings, Securities premium and Capital reserve. Total debt includes current debt plus non-current debt (including current maturities of long term debt and lease liabilities).

The Company's adjusted net debt to equity ratio at March 31, 2022 and March 31, 2021 are as follows.

	₹ in Lakhs	
Particulars	As at March 31, 2022	As at March 31, 2021
Borrowings (including interest accrued)	971.69	5,332.79
Lease liabilities	4,255.52	4,506.44
Total Debt	5,227.21	9,839.23
Less : Cash and cash equivalents	16,608.49	13,887.99
Adjusted net debt	(11,381.28)	(4,048.76)
Total equity	85,643.31	88,878.00
Adjusted net debt to adjusted equity ratio*	-	-

*The adjusted net debt to equity ratio for the current year improved to (-)0.13 from (-)0.05.

**Note - 37
Contingent liabilities**

	₹ in Lakhs	
Particulars	As at March 31, 2022	As at March 31, 2021
Claims against the Company not acknowledged as debts		
1 Income tax	6,442.94	3,510.24
2 Excise duty and service tax (including DEPB matter)	9,305.26	10,796.22
3 Custom duty	116.97	116.97
4 Sales tax, VAT & GST	291.88	129.51
5 Others	330.35	205.19
Total	16,487.40	14,758.13

The above matters are under adjudication and the Company expects the judgment will be in its favor and has therefore, not recognised the provision in relation to these claims. Future cash outflow in respect of above will be determined only on receipt of judgement/decision. The potential undiscounted amount of total payments that the Company could be required to make if there was an adverse decision related to above matters as of the date reporting period ends are disclosed above.

Income tax

The Company has ongoing disputes with income tax authorities relating to various previous years. These disputes mainly includes disallowance of expenses, transfer pricing adjustments and withholding tax matters. The matters are pending with various forums.

Excise duty and service tax (including DEPB matter)

DEPB Matter

In respect of imports of raw materials during the period January 2005 to December 2011 for consumption at one of its plant, the Company paid CVD and SAD through DEPB and availed CENVAT credit of the same. In respect of said imports, credit is available only if payments are made through DEPB scrips issued under Exim Policy 2004-09 and not for DEPB scrips issued under Exim Policy 2002-07. The department had contended that the Company had made payments through DEPB scrips issued under Exim Policy 2002-07 and not for DEPB scrips issued under Exim Policy 2004-09, and issued SCNs. The Company on its part has contended that the payment has been made through DEPB scrips issued under Exim Policy 2004-09 in respect of said imports. While the Company is not in a position to present the DEPB scrips, it maintains that the Bill of Entries have been finally assessed by Customs at the Port of Import and they indicated the applicable notification therein.

The Principal Commissioner of Central Excise, Customs and Service Tax adjudicated the matter and disallowed the credit, and imposed interest and penalties. In this respect, the Company had filed a petition in High Court for which the Company received an order in November 2017, whereby the cases was remitted back to the Principal Commissioner. The matter was heard afresh by the Principal Commissioner, and passed an order disallowing credit of INR 1,247.63 lakhs (being amount for which the Company could not present DEPB scrips and was not certain whether the scrips were issued under Exim Policy 2004-09 or not) from total contested amount of INR 7,990.97 lakhs in May 2018. Penalty amounting to INR 124.76 lakhs was imposed by the adjudicating authority. Against this the Company has made appeal to CESTAT. The department has filed an appeal against the order of the Principal Commissioner allowing credit of INR 6,743.35 lakhs (being amount for which Bill of Entries were available / SCN related to period of purchase of raw material after April 1, 2007) to the Company.

Management believes that their contention has strong merits and in its judgement, the outcome of the matter is probable. The Management has accordingly disclosed the amount as a contingent liability.

Service Tax Matter

The Company has ongoing disputes with respect to admissibility of input tax credit claimed by the Company for various previous years and the matters are pending with various forums.

Impact of Judgement on Provident Fund

With reference to the Supreme Court Judgment in case of "Vivekananda Vidyamandir And Others Vs The Regional Provident Fund Commissioner (II) West Bengal" and the related circular (Circular No. C-1/1(33)2019/Vivekananda Vidya Mandir/284) dated March 20, 2019 issued by the Employees' Provident Fund Organisation in relation to non-exclusion of certain allowances from the definition of "basic wages" of the relevant employees for the purposes of determining contribution to provident fund under the Employees' Provident Funds & Miscellaneous Provisions Act, 1952, the aforesaid matter is not likely to have a significant impact as per the assessment by management and accordingly, no provision has been made in these Financial Statements.

Note - 38 Capital commitments

Particulars	₹ in Lakhs	
	As at March 31, 2022	As at March 31, 2021
Estimated amount of contracts remaining to be executed on capital account and not provided for (Net of capital advance)	349.02	26.71

NOTES FORMING PART OF FINANCIAL STATEMENTS (CONTINUED)

for the year ended March 31, 2022

Note - 39

Employee benefit obligations

I Defined Contribution plan

The defined contribution plans operated by the Company are as below :

Provident Fund

Contributions are made to employees provident fund organization in India for employees at the rate of 12% of basic salary as per regulations. The contributions are made to registered provident fund administered by the government. The obligation of the Company is limited to the amount contributed and it has no further contractual or any constructive obligation.

Superannuation Fund

Contributions are made to Life Insurance Corporation of India for eligible employees at the rate of 15% of basic salary as per superannuation scheme of the Company.

NPS Fund

Contributions are made to NPS trust for eligible employees who have opted for the same at the rate of 10% of basic salary as per NPS scheme of the Company.

Employee's State Insurance

Contributions are made to ESI Corporation for all eligible employees at rate of 4.75% of ESI wage as per the definition under the ESI Act.

The contributions recognised as an expense in the statement of profit and loss during the year on account of the above defined contribution plans amounted to INR 294.98 Lakhs (March 31, 2021 : INR 315.59 Lakhs).

II Defined benefit plan

(i) Funded

Gratuity

The employee's gratuity fund schemes managed by Trusts are defined benefit plan. The present value of obligation is determined based on actuarial valuation using the Projected Unit Credit Method, which recognises each period of service to build up the final obligation. The obligation for leave encashment is recognised in the same manner as for gratuity.



Particulars	₹ in Lakhs		
	Present value of obligation	Fair value of plan assets	Net amount
Balance at March 31, 2020	1,223.41	(1,047.56)	175.85
Current service cost	107.80	-	107.80
Interest expense/(income)	77.14	(68.94)	8.20
Total amount recognised in the statement of profit and loss	184.94	(68.94)	116.00
Remeasurements			
Return on plan assets, excluding amount included in interest expense/(income)	-	(3.89)	(3.89)
(Gain)/Loss from change in financial assumptions	18.76	-	18.76
(Gain)/Loss from change in demographic assumptions	-	-	-
Experience (gains)/losses	81.50	-	81.50
Total amount recognised in other comprehensive income	100.26	(3.89)	96.37
Employer contributions	-	(230.01)	(230.01)
Benefit payments	(60.03)	60.03	-
Balance at March 31, 2021	1,448.58	(1,290.37)	158.21
Current service cost	119.27	-	119.27
Interest expense/(income)	90.09	(81.20)	8.89
Total amount recognised in the statement of profit and loss	209.36	(81.20)	128.16
Remeasurements			
Return on plan assets, excluding amount included in interest expense/(income)	-	(8.90)	(8.90)
(Gain)/Loss from change in financial assumptions	(32.45)	-	(32.45)
(Gain)/Loss from change in demographic assumptions	(1.56)	-	(1.56)
Experience (gains)/losses	(2.41)	-	(2.41)
Total amount recognised in other comprehensive income	(36.42)	(8.90)	(45.32)
Employer contributions	-	(247.91)	(247.91)
Liabilities assumed in case of transferred employees	81.07	-	81.07
Benefit payments	(225.94)	195.86	(30.08)
Balance at March 31, 2022	1,476.65	(1,432.52)	44.13

The net liability disclosed above relates to funded plans are as follows:

Particulars	₹ in Lakhs	
	As at March 31, 2022	As at March 31, 2021
Present value of funded obligations	1,476.65	1,448.58
Fair value of plan assets	(1,432.52)	(1,290.37)
Deficit of Gratuity plan (Refer Note 23)	44.13	158.21

NOTES FORMING PART OF FINANCIAL STATEMENTS (CONTINUED)

for the year ended March 31, 2022

Significant estimates: Actuarial assumptions and sensitivity

The significant actuarial assumptions were as follows:

Particulars	₹ in Lakhs	
	As at March 31, 2022	As at March 31, 2021
a. Discount rate (per annum)	6.75%	6.40%
b. Estimated rate of return on Plan Assets (per annum)	6.75%	6.40%
c. Rate of escalation in salary (per annum)	8.00%	8.00%

The estimates of rate of escalation in salary considered in actuarial valuation, take into account inflation, seniority, promotion and other relevant factors including supply and demand in the employment market.

The expected rate of return on plan assets is determined considering several applicable factors, mainly the composition of plan assets held, assessed risks and historical results of return on plan assets.

Sensitivity analysis

Reasonable possible changes at the reporting date to one of the relevant actuarial assumptions, holding other assumptions constant, would have affected the defined benefit obligation by the amounts shown below.

Particulars	₹ in Lakhs	
	As at March 31, 2022	
	Increase	Decrease
Discount rate (0.5% movement)	(44.17)	46.75
Salary growth rate (0.5% movement)	45.71	(43.61)

Particulars	₹ in Lakhs	
	As at March 31, 2021	
	Increase	Decrease
Discount rate (0.5% movement)	(46.12)	48.90
Salary growth rate (0.5% movement)	47.66	(45.39)

Risk exposure

Through its defined benefit plans, the Company is exposed to a number of risks, the most significant of which are detailed below:

i) Asset volatility

The plan liabilities are calculated using a discount rate set with reference to bond yields; if plan assets underperform this yield, this will create a deficit. The plan assets are managed by LIC and are subject to market risk. Any shortfall is contributed to the fund by the Company. The Company intends to maintain the above investment in the continuing years.

ii) Changes in bond yields

A decrease in bond yields will increase plan liabilities, although this will be partially offset by an increase in the value of the plans' bond holdings.

The Company actively monitors how the duration and the expected yield of the investments are matching the expected cash outflows arising from the employee benefit obligations. The Company has not changed the processes used to manage its risks from previous periods. Investments are well diversified, such that the failure of any single investment would not have a material impact on the overall level of assets.

Expected contributions to post-employment benefit plans for the year ending March 31, 2022 are INR 44.13 Lakhs. (March 31, 2021: INR 158.21 Lakhs).

The weighted average duration of the defined benefit obligation is 6.31 years (2020-21: 6.48 years). The expected maturity analysis of gratuity is as follows:

Particulars	₹ in Lakhs			
	Less than a year	Between 1 - 5 year	Over 5 year	Total
Defined benefit obligation (gratuity)				
As at March 31, 2022	186.39	746.83	543.43	1,476.65
As at March 31, 2021	175.57	689.15	583.86	1,448.58

(ii) Unfunded

Compensated absences

The Compensated absences covers the liability for sick and earned leave. The Actuarial liability for compensated absences as at year ending March 31, 2022 is INR 440.56 Lakhs (March 31,2021: INR 480.59 Lakhs). Current year charge is included in Employee benefit expense (Refer Note 30).

Note - 40

Related party transactions

The names of related parties with relationship and transactions with them:

A Relationship:

I Where control exists:

Ultimate Holding Company

INEOS Limited *
Isle of Man

Immediate Holding Company

holds 75.00% of the equity share capital (also refer Note 15(a))

INEOS Styrolution APAC Pte Ltd.
Singapore

II Where transactions have taken place

Fellow subsidiaries

INEOS Styrolution Korea Ltd
Korea

INEOS Styrolution (Thailand) Co., Ltd.
Thailand

INEOS Styrolution Group GmbH
Germany

INEOS Styrolution Europe GmbH
Germany

INEOS Styrolution Mexicana S.A de
Mexico

INEOS Europe AG
Switzerland

INEOS Acetyls UK Ltd.
United Kingdom

INEOS US Chemicals Company
United States of America

INEOS Europe AG (Nitriles)
Switzerland

NOTES FORMING PART OF FINANCIAL STATEMENTS (CONTINUED)

for the year ended March 31, 2022

III Key management personnel:

Particulars	Designation
Mr. Robbie Alphons Maria Buntinx *	Chairman (w.e.f. August 28, 2020)
Mr. Stephen Mark Harrington *	Chairman (up to August 28, 2020)
Mr. Sanjiv Vasudeva	Managing Director
Mr. Nitán Duggal	Whole Time Director (up to December 31, 2020)
Mr. Sanjeev Madan	Chief Financial Officer
	Additional & Whole Time Director (w.e.f. January 1, 2021)
Mr. Jal R. Patel	Independent Director (up to December 31, 2020)
Mr. Vinesh Sadekar	Independent Director (w.e.f. January 1, 2021)
Mr. Anil Shankar	Independent Director
Ms. Ryna Karani	Independent Director

* No transactions during the current year.

IV Key management personnel compensation:

Particulars	₹ in Lakhs	
	For the year ended March 31, 2022	For the year ended March 31, 2021
Short-term employee benefits	451.14	399.21
Long-term employee benefits	73.47	75.67
Post-employment benefits *	13.57	16.20
Commission & Sitting fees to independent directors	43.20	44.80
Total compensation	581.37	535.88

* Compensation exclude provision for gratuity and compensated absences since these are based on actuarial valuation on an overall company basis.

V Other related parties

Post employment benefit plan of INEOS Styrolution India Limited	INEOS Styrolution India Limited Employees Gratuity Fund INEOS Styrolution India Limited Super Annuation Scheme INEOS Styrolution India Limited Employers' Group Gratuity Assurance Scheme (up to August 10, 2020)
-----------------------------------------------------------------	-------------------------------------------------------------------------------------------------------------------------------------------------------------------------------------------------------------------------

Note - 40

Related party transactions

Particulars	₹ in Lakhs					
	For the year ended March 31, 2022			For the year ended March 31, 2021		
	Holding Company	Other Related parties	Total	Holding Company	Other Related parties	Total
1 Purchase of raw materials						
INEOS Styrolution Mexicana S.A. de	-	176.33	176.33	-	-	-
INEOS Styrolution Korea Ltd	-	2,988.62	2,988.62	-	2,907.21	2,907.21
INEOS Styrolution (Thailand) Co., Ltd.	-	2,800.11	2,800.11	-	1,975.49	1,975.49
INEOS Styrolution Europe GmbH	-	1,294.55	1,294.55	-	1,492.22	1,492.22
INEOS Europe AG (Nitriles)	-	11,016.72	11,016.72	-	3,558.13	3,558.13
	-	18,276.33	18,276.33	-	9,933.05	9,933.05

(continued)

₹ in Lakhs

Particulars	For the year ended March 31, 2022			For the year ended March 31, 2021		
	Holding Company	Other Related parties	Total	Holding Company	Other Related parties	Total
2 Receiving of services (including reimbursements)						
INEOS Styrolution APAC Pte. Ltd.	1,112.44	-	1,112.44	973.64	-	973.64
INEOS Styrolution Group GmbH	-	2,471.65	2,471.65	-	2,174.69	2,174.69
INEOS Styrolution (Thailand) Co., Ltd.	-	-	-	-	2.25	2.25
	1,112.44	2,471.65	3,584.09	973.64	2,176.94	3,150.58
3 Royalty						
INEOS Styrolution Group GmbH	-	267.05	267.05	-	192.15	192.15
	-	267.05	267.05	-	192.15	192.15
4 Rendering of services						
INEOS Styrolution Korea Ltd.	-	395.14	395.14	-	269.97	269.97
INEOS Styrolution Group GmbH	-	274.81	274.81	-	243.15	243.15
INEOS Styrolution (Thailand) Co., Ltd.	-	86.44	86.44	-	10.50	10.50
INEOS Styrolution APAC Pte. Ltd.	342.70	-	342.70	74.09	-	74.09
INEOS Europe AG	-	170.58	170.58	-	193.11	193.11
INEOS Acetyls UK Ltd.	-	397.61	397.61	-	73.08	73.08
INEOS US Chemicals Company	-	119.20	119.20	-	25.23	25.23
	342.70	1,443.78	1,786.48	74.09	815.04	889.13
5 Receipt against Reimbursements of Expenses						
INEOS Styrolution Group GmbH	-	339.16	339.16	-	0.65	0.65
INEOS Styrolution APAC Pte. Ltd.	40.02	-	40.02	13.90	-	13.90
INEOS Europe AG	-	5.92	5.92	-	5.43	5.43
	40.02	345.08	385.10	13.90	6.08	19.98
6 Sale of Goods						
INEOS Styrolution (Thailand) Co., Ltd.	-	65.62	65.62	-	-	-
	-	65.62	65.62	-	-	-
7 Interest on ECB						
INEOS Styrolution Group GmbH	-	132.79	132.79	-	647.80	647.80
	-	132.79	132.79	-	647.80	647.80
8 Free Sample issued						
INEOS Styrolution Europe GmbH	-	0.33	0.33	-	0.15	0.15
INEOS Styrolution (Thailand) Co.Ltd.	-	0.16	0.16	-	0.11	0.11
	-	0.49	0.49	-	0.26	0.26
9 ECB Loan Repayment						
INEOS Styrolution Group GmbH	-	4,400.00	4,400.00	-	3,500.00	3,500.00
	-	4,400.00	4,400.00	-	3,500.00	3,500.00
10 Dividend payment						
INEOS Styrolution APAC Pte. Ltd.	26,642.22	-	26,642.22	-	-	-
	26,642.22	-	26,642.22	-	-	-

(continued)

INEOS Styrolution India Limited

NOTES FORMING PART OF FINANCIAL STATEMENTS (CONTINUED)

for the year ended March 31, 2022

Particulars	₹ in Lakhs					
	For the year ended March 31, 2022			For the year ended March 31, 2021		
	Holding Company	Other Related parties	Total	Holding Company	Other Related parties	Total
11 Outstanding Balances						
Balances of Trade payables						
INEOS Styrolution Europe GmbH	-	288.24	288.24	-	193.26	193.26
INEOS Styrolution APAC Pte. Ltd.	88.70	-	88.70	-	-	-
INEOS Styrolution Korea Ltd	-	434.08	434.08	-	529.07	529.07
INEOS Styrolution (Thailand) Co., Ltd.	-	880.41	880.41	-	511.92	511.92
INEOS Styrolution Group GmbH	-	423.65	423.65	-	390.16	390.16
INEOS Europe AG (Nitriles)	-	1,504.42	1,504.42	-	1,253.37	1,253.37
	88.70	3,530.80	3,619.50	-	2,877.78	2,877.78
Balances of Corporate guarantee						
INEOS Styrolution Group GmbH	-	50.00	50.00	-	25,500.00	25,500.00
	-	50.00	50.00	-	25,500.00	25,500.00
Balances of Borrowings						
INEOS Styrolution Group GmbH (Refer Note 4 below)	-	1,019.00	1,019.00	-	5,502.60	5,502.60
	-	1,019.00	1,019.00	-	5,502.60	5,502.60
Balance of Other Assets						
INEOS Styrolution APAC Pte. Ltd.	-	-	-	237.20	-	237.20
INEOS Styrolution India Limited Employees Gratuity Fund	-	0.86	0.86	-	10.54	10.54
	-	0.86	0.86	237.20	10.54	247.74
Balance of Trade receivables						
INEOS Styrolution Group GmbH	-	65.15	65.15	-	44.58	44.58
INEOS Styrolution APAC Pte. Ltd.	21.50	-	21.50	18.29	-	18.29
INEOS Styrolution Korea Ltd	-	51.78	51.78	-	36.95	36.95
INEOS Europe AG	-	15.91	15.91	-	14.83	14.83
INEOS Acetyls UK Ltd.	-	19.82	19.82	-	73.92	73.92
INEOS US Chemicals Company	-	20.22	20.22	-	25.52	25.52
INEOS Styrolution (Thailand) Co., Ltd.	-	0.50	0.50	-	-	-
	21.50	173.38	194.88	18.29	195.80	214.09

Terms and conditions

- All transactions entered into with related parties as defined under the Companies Act, 2013 and regulation 23 of the Listing Obligation and Disclosure Requirement Regulations 2015, during the financial year were in the ordinary course of business and at contractually agreed transaction prices.
- Transactions relating to dividends were on the same terms and conditions that applied to other shareholders.
- All outstanding balances are unsecured and are repayable in cash.
- Includes interest accrued of INR 19 Lakhs (March 31, 2021: INR 102.6 Lakhs) (Refer Note 19).
- There are no allowances on account for impaired receivables in relation to any outstanding balances, and no expense have been recognised in respect of impaired receivables due from related parties.

Note - 41
Segment information

(a) Description of segments and principle activities

Based on the "management approach" as defined in Ind AS 108 - 'Operating Segments', the Chief Operating Decision Maker (CODM), as represented by Chairman, Managing Director and CFO, evaluates the Company's performance and allocates resources based on an analysis of various performance indicators by business segments. The accounting principles used in the preparation of these financial results are consistently applied to record revenue and expenditure in individual segment.

(b) Details for reportable segments as required by Ind AS 108 is as follows:

	₹ in Lakhs	
Particulars	As at March 31, 2022	As at March 31, 2021
1. Segment revenue		
(Revenue from operations)		
Revenue from contracts with customers		
(a) Specialties	151,903.10	114,725.78
(b) Polystyrene	65,998.46	48,422.62
Total	217,901.56	163,148.40
Less : Inter segment revenue	-	-
Revenue from operations	217,901.56	163,148.40
2. Segment results		
(Segment profit before interest and tax)		
(a) Specialties	32,439.92	29,152.67
(b) Polystyrene	12,196.78	9,413.80
Total	44,636.70	38,566.47
Add/(Less): (i) Finance cost	(823.10)	(1,464.08)
(ii) Interest income	667.38	436.44
(iii) Other unallocable expenditure (net of income)	(223.16)	68.55
Profit before tax	44,257.82	37,607.38
3. Segment assets		
a. Specialties	80,752.28	84,277.04
b. Polystyrene	23,010.59	22,516.85
c. Unallocated	19,428.57	24,544.10
Total segment assets	123,191.44	131,337.99
4. Segment liabilities		
a. Specialties	25,164.30	28,237.26
b. Polystyrene	10,844.60	12,314.57
c. Unallocated	1,539.23	1,908.16
Total segment liabilities	37,548.13	42,459.99

(c) Information about products and services

The Company manufactures and sells ABS, SAN and Polystyrene i.e. "Engineering Thermoplastics". These products have the same risks and returns, which are predominantly governed by market conditions, namely demand and supply position.

Based on the CODM, segments are bifurcated into Specialties and Polystyrene. Specialties include ABS and SAN.

NOTES FORMING PART OF FINANCIAL STATEMENTS (CONTINUED)

for the year ended March 31, 2022

(d) Information about geographical areas

The Company does not have geographical distribution of revenue hence secondary segmental reporting based on geographical locations of its customers is not applicable to the Company.

(e) Information about major customers

None of the entity's external customers account for 10 per cent or more of the Company's revenue.

Note - 42

Movement in Provisions

Provision for contingencies represents estimates made mainly for probable claims arising out of litigations / disputes in respect of certain matters like VAT, Contractual disputes, etc. This includes positions taken on matters under dispute involving judgements and assumptions to determine the possible outcome. The probability and the timing of the outflow with regard to these matters depend on the ultimate settlement / conclusion with the relevant authorities.

Movements in provision for contingencies during the financial year, is set out below:

Particulars	₹ in Lakhs	
	As at March 31, 2022	As at March 31, 2021
Balance as at the beginning of the year	3,043.46	2,956.48
Less: Utilised / Written back during the year	(1,278.72)	(23.77)
Add: Provision made during the year	171.61	110.75
Balance as at the end of the year	1,936.35	3,043.46

Note - 43

Ratios

Particulars	Numerator	Denominator	₹ in Lakhs		
			For the year ended March 31, 2022	For the year ended March 31, 2021	% Variance
Current Ratio	Current Assets	Current Liabilities	2.96	2.96	-0.23%
Debt - Equity Ratio	Total Debt ⁽¹⁾	Shareholder's Equity	0.01	0.06	-81.09%
Debt Service Coverage Ratio	Earning for Debt Service ⁽²⁾	Debt service	6.73	2.43	177.67%
Return on Equity (ROE)	Net Profits after taxes	Average Shareholder's Equity	37.0%	37.4%	-1.19%
Inventory Turnover Ratio	Sales	Average Inventory ⁽³⁾	9.70	7.09	36.90%
Trade receivables turnover Ratio	Revenue	Average Trade Receivable	8.40	8.05	4.28%
Trade payables turnover Ratio	Purchases of goods and other expenses	Average Trade Payables	7.14	6.44	10.94%
Net capital turnover Ratio	Revenue	Working Capital	4.52	3.21	40.54%
Net profit Ratio	Net Profit	Revenue	14.8%	17.2%	-13.82%
Return on capital employed (ROCE)	Earning before interest and taxes	Capital Employed	51.2%	41.0%	24.86%
Return on Investment (ROI) ⁽⁴⁾ Quoted	Income generated from Investments	Average Invested Investments	121.3%	221.5%	-45.24%

⁽¹⁾ Total Debt excluding Lease Liability

⁽²⁾ Earning for Debt Service = Net Profit after tax + Non-cash operating expenses + Other non-cash adjustment + Interest

⁽³⁾ Average Inventory excluding RM-GIT and Stores and spares

⁽⁴⁾ Fix Deposits being short term in nature are not considered as Investments.

Notes :

(1) Debt-Equity ratio and Debt Service Coverage ratio improved due to repayment ECB loan.

(2) Inventory turnover ratio improved due to better inventory management.

(3) Net capital turnover ratio improved due to better working capital management.

(4) Return on Investments depends on fair market valuation of quoted investments.

Note - 44**Registration of charges or satisfaction with Registrar of Companies (ROC)**

The Company had repaid certain loans which were taken against pledge of movable properties on due dates as per the agreed terms in past. The Company had also filed manual forms for satisfaction of these charges as per requirement with ROC-Ahmedabad. However, the satisfaction of the charges has not been updated by MCA while digitizing the manual records. The Company is in process to obtain fresh 'No dues' certificates from respective lending institutions to re file the satisfaction of charges with MCA.

Note - 45**Events occurring after the reporting period**

The Board of Directors had declared 2nd interim dividend of INR 105 [@ 1050 %] per equity share of INR 10 each at its meeting held on Oct 26,2022.

As per our attached report of even date.

For Deloitte Haskins & Sells

Hardik Sutaria
Partner

Robbie Alphons Maria Buntinx
Chairman
DIN 08830690

Sanjeev Madan
Whole time Director & CFO
DIN 07533471

For and on behalf of the Board of Directors of
INEOS Styrolution India Limited

Sanjiv Vasudeva
Managing Director & CEO
DIN 06570945

Abhijaat Sinha
Company Secretary

Place : Vadodara
Date : May 26, 2022

Place : Vadodara
Date : May 26, 2022

INEOS Styrolution India Limited

Registered Office

5th Floor, Ohm House-II,
Ohm Business Park, Subhanpura,
Vadodara – 390 023,
Gujarat, India
Tel: +91 265 2303201/02

INEOS
STYROLUTION

Driving Success. Together.