



Nitta Gelatin India Limited

(Formerly Kerala Chemicals and Proteins Limited)

Joint venture of Kerala State Industrial Development Corporation Ltd. and Nitta Gelatin Inc.

Post Box 4262
56/715 SBT Avenue
Panampilly Nagar
Cochin - 682 036 India
Tel : 0484 2864400, 2317805
Fax : 0484 2310568
Email : ro@nittagelindia.com

GELATIN DIVISION
Post Box 3109
PO Info Park, Kakkanad
Cochin - 682 042 India
Tel : 0484 2869300, 2869500
Fax : 0484 2415504
Email : gd@nittagelindia.com

OSSEIN DIVISION
PO Kathikudam
(Via) Koratty
Trichur - 680 308 India
Tel : 0480 2749300, 2719598
Email : od@nittagelindia.com

CIN : L24299KL1975PLC002691

Website : www.gelatin.in

07.07.2021

THE BSE LTD,
Phiroze Jeejeebhoy Towers,
25th Floor, Dalal Street,
Mumbai- 400 001
Phone: (22) 22721233
Fax: 91 -22- 22721919

Dear Sir(s),


Scrip Code: 506532
Sub: Annual Report 2020- 21

In pursuance of prescription under Regulation 34 of the Securities and Exchange Board of India (Listing Obligation and Disclosure Requirements) Regulations, 2015, we hereby submit Annual Report of our Company alongwith the Notice of Annual General Meeting for the financial year 2020- 21.

Kindly take this into record.

Thanking you,
Yours faithfully,

For Nitta Gelatin India Limited


G. RAJESH KURUP
Company Secretary





Connect and Create

45th

ANNUAL REPORT
2020 - 21



Nitta Gelatin India Limited

www.gelatin.in

*D*ear Shareholders,

With the growing hazard world over posed by the COVID-19 Pandemic, the world order is changing to increasing emphasis on wellness and healthy living. The Nitta Gelatin Group is working on new opportunities in the health and wellness space, with its thrust on Collagen and Peptide based business. Over the years, we have established ourselves as a reliable partner for meeting the requirement of Collagen products of our customers with our emphasis on quality, investment in research and global presence. Through our constant development efforts backed with our strong focus on current and emerging customer requirements, we will build on our market presence and strive to enhance our value proposition to our customers. The group produces healthy, functional and value added products, in its state of the art facilities that are safe, reliable and environment friendly.

NGIL is now a propelling force for meeting the increasing expectations of our customers during the pandemic period and after. I firmly believe that NGIL is well set to leverage its presence by harnessing the opportunities in the Collagen business with increasing focus on raw materials other than the traditional sources, including marine and aqua based products which are now in demand.

NGIL's steadfast pursuit of Business Excellence initiatives has been winning laurels from many organisations, translating into enhancement of the effectiveness and efficiency of its business especially on areas like improved cost efficiency, emphasis on safety and health of employees and TPM. NGIL is fast maturing as a dominant member in the NGI Group's corporate journey, adopting robust protocols in systems, processes and activities. The efforts of NGIL in this direction continue to be noteworthy.

I take this opportunity to reinforce the support of Nitta Gelatin Inc., Japan for the growth of Nitta Gelatin India Ltd and its Subsidiary Company and am confident that NGIL can look forward to sustained and profitable growth in the years ahead.

Koichi-Ogata
Koichi Ogata



Message from
Koichi Ogata
President,
Nitta Gelatin Inc.
Osaka, Japan

2-22, Futamata, Yao City,
Osaka 581-0024, Japan



Dear Shareholders,

The Company has braved all odds to record an impressive performance for the financial year 2020-21, even as mankind is fighting the pandemic that has engulfed the world for more than a year now. This was marked by a significant improvement in major performance indices and is even more creditable as it has been achieved in the face of an almost 30% increase in the cost of the major raw material during the year. The Company has been able to achieve this through its relentless pursuit of a well-crafted Business Excellence Program which was set in motion a few years ago.


The Company has been working diligently on many strategic initiatives including cost efficiency enhancement projects, continuous improvement, Strategic Risk Management etc., which are yielding rich dividends. The CSR programs pursued by the Company have come to the aid of many underprivileged sections of the local community. The Company is actively evaluating options for business growth to ensure a strong future.

The performance of the Company's factory located in Gujarat remains a concern primarily due to frequent disruptions caused by problems encountered in the marine discharge pipeline laid by the Local Authorities. A number of corrective measures have been announced by the Pipeline Authority and it is our fervent hope that the performance of the unit would witness improvement once the disruptions reduce.

Despite the various restrictions that have been implemented by the Government of Kerala to protect the wellbeing and safety of our people, the Government has given special approval for the uninterrupted operation of the Company's factories considering the critical role of its products in health management. As always, the Government of Kerala, the Industries Department in specific and KSIDC would extend all support to help the Company to scale greater heights in the years to come. The Single Window Clearance process that the Government has adopted for expeditiously dealing with any pending issues of the Industry shall continue to significantly enhance the ease of doing business in the State.

The future holds both challenges and opportunities for the Company. The Management and the Board of Directors have been looking at various options to help steer the Company to a path of profitability and growth in the future and I am confident that the Company will be able to sustain its performance with the perseverant efforts of the Management under the guidance of the Board. The Company's products are a critical input for the Pharmaceutical Industry which continues to remain robust as it addresses the challenges posed by the COVID-19 pandemic.

I take this opportunity to assure the support and commitment of KSIDC and the Government of Kerala to the Company and look forward to its profitable growth in the years ahead.



K. Ellangovan



Message from the CHAIRMAN



Dr. K. Ellangovan IAS
Principal Secretary
(Industries & NORKA)
Govt. of Kerala

Industries & NORKA
Govt. of Kerala
Thiruvananthapuram 695001, Kerala



BOARD OF DIRECTORS



Dr. K. Ellangovan IAS
Chairman



Sajiv K. Menon
Managing Director



Dr. Shinya Takahashi
Director (Technical)



Koichi Ogata
Director



M.G. Rajamanickam IAS
Director



Radha Unni
Independent Director




E. Nandakumar
Independent Director



Yoichiro Sakuma
Independent Director



Dr. Justice M. Jaichandren
Independent Director



V. Ranganathan
Independent Director

BOARD OF DIRECTORS

Chairman	:	Dr. K. ELLANGO VAN IAS
Directors	:	KOICHI OGATA M.G. RAJAMANICKAM IAS RADHA UNNI E. NANDAKUMAR YOICHIRO SAKUMA Dr. JUSTICE M. JAICHANDREN V. RANGANATHAN Dr. SHINYA TAKAHASHI, Director (Technical)
Managing Director	:	SAJIV K. MENON
Chief Financial Officer	:	P. Sahasranaman
Company Secretary	:	G. Rajesh Kurup
Statutory Auditors	:	Walker Chandiook & Co. LLP, Kochi
Secretarial Auditor	:	Abhilash Nediyaalil Abraham, Kochi
Bankers	:	State Bank of India Canara Bank Standard Chartered Bank HDFC Bank Ltd. YES Bank IDBI Bank Ltd. South Indian Bank Ltd.
Legal Advisors	:	1) M. Pathrose Mathai Senior Advocate, Ernakulam 2) B.S. Krishnan & Associates Advocates, Ernakulam
Registrar & Share Transfer Agents	:	CAMEO Corporate Services Ltd. 1, Club House Road, Chennai - 600 002 Tel : 044-28460390 Fax: 044-28460129 E-mail: cameo@cameoindia.com
Registered Office	:	P.B. No. 4262, 56/715, Panampilly Nagar P. O. Kochi - 682 036
Factory	:	OSSEIN DIVISION Kathikudam P. O., (Via) Koratty, Trichur District - 680 308 GELATIN DIVISION KINFRA Export Promotion Industrial Parks Ltd., P.B. No. 3109, Kusumagiri P. O., Kakkannad, Kochi-682 030 REVA DIVISION Plot No. 832, GIDC Industrial Estate, Jhagadia Dist., Bharuch, Bharuch - 393 110

Website : www.gelatin.in

SUBSIDIARY COMPANY

BAMNI PROTEINS LTD.: P.O. Dudholi - Bamni, Via Ballarpur - 442 701,
Dist. Chandrapur, Maharashtra, India.

CONTENTS

Message from the President	2
Message from the Chairman	3
Board of Directors	4
Financial Highlights	7
Notice	8
Directors' Report	19
Corporate Governance Report	50
Auditor's Report on Standalone Financial Statements	68
Balance Sheet	78
Statement of Profit and Loss	79
Cash Flow Statement	80
Notes on Accounts	83
Auditor's Report on Consolidated Financial Statements	121
Consolidated Balance Sheet	128
Consolidated Statement of Profit and Loss	129
Consolidated Cash Flow Statement	130
Consolidated Notes on Accounts	133



Financial Highlights (10 Years)

(₹ in Lakhs)

	2011-12	2012-13	2013-14	2014-15	2015-16	2016-17	2017-18#	2018-19#	2019-20#	2020-21#
Total Income	24,694.12	30,897.61	28,936.04	36,115.70	36,098.51	35,016.44	34,785.94	26,190.32	29,777.69	35,891.67
Sales*	23,810.08	29,714.01	28,030.33	34,857.35	34,706.54	31,999.09	33,537.98	25,275.93	28,815.53	34,578.78
Exports (FOB)	13,829.03	15,620.93	16,296.11	18,274.81	17,763.16	16,534.72	16,382.62	11,507.79	12,134.00	18,812.50
Pre-tax Profit/(Loss)	653.48	2613.01	(731.05)	1002.72	2643.13	3183.26	1073.68	(366.53)	687.93	2433.65
Profit/(Loss) after tax	508.08	1558.3	(495.92)	510.2	1668.24	2048.67	377.52	(263.66)	789.54	1790.44
Total Comprehensive Income/(Loss)	-	-	-	-	-	2109.08	305.71	(151.18)	201.31	2219.95
Earning per share (₹)	6.05	17.35	-5.47	5.62	17.33	23.23	4.16	(2.90)	8.7	19.72
Dividend per share (₹)	4	4	0	1	2.5	2.5	2.5	1.5	2.5	3
Reserves, Retained Earnings and other Equity	9,857.44	11,070.49	10,634.70	11,252.07	12,468.89	13,009.86	13,770.84	13,346.02	13,409.39	15,402.36
Share Capital	840	840	907.92	907.92	907.92	907.92	907.92	907.92	907.92	907.92
Shareholder's Funds	10,697.44	11,910.49	11,542.62	12,159.99	14,956.81	13,917.77	14,678.76	14,253.94	14,317.31	16,310.28
Return on Equity (%)	4.75	13.08	(4.30)	4.2	11.16	14.72	2.57	(1.85)	5.51	10.98
Book Value/Share (₹)	127.35	141.79	127.13	133.93	147.34	153.29	161.68	157	157.69	179.64
Gross Block	16,299.51	17,106.60	19,515.84	20,836.92	21,817.54	9,771.96	14,232.44	15,561.90	17,177.59	17,656.50
Net Block	6,867.78	6,794.23	8,158.60	7,727.07	8,027.28	8,733.35	11,939.16	12,136.94	11,968.97	10,958.26

*Sales is net of excise duty on domestic sales and freight & insurance on export sales.

#Figures are as per Ind AS compliant Financial Statements.

NOTICE

NOTICE IS HEREBY GIVEN that the 45th Annual General Meeting of Nitta Gelatin India Limited will be held on Tuesday, the 03rd Day of August, 2021 at 10 AM (IST) through Video Conferencing (VC) to transact the following business:

ORDINARY BUSINESS:

1. To receive, consider and adopt the Audited Financial Statements of the Company for the financial year ended 31st March 2021, together with the Report of the Board of Directors and the Auditors thereon and the Audited Consolidated Financial Statements of the Company for the financial year ended 31st March 2021, together with the Report of the Auditors thereon.
2. To declare Dividend on Optionally Convertible Preference Shares – 9,29,412 Shares of ₹ 170/- each @ 5.4029% p.a. absorbing an amount of ₹ 85,36,584.00
3. To declare Dividend on Redeemable Preference Shares – 44,44,444 Shares of ₹ 10/- each @ 7.65063% p.a. absorbing an amount of Rs. 34,00,280.00.
4. To declare dividend on Equity Shares.
5. To appoint a Director in place of Mr. Koichi Ogata (DIN: 07811482) who retires by rotation and being eligible, offers himself for re-appointment.

SPECIAL BUSINESS:

ITEM NO.6 – APPOINTMENT OF MR. V. RANGANATHAN (DIN: 00550121) - INDEPENDENT DIRECTOR

To consider and, if thought fit, to pass with or without modification(s), the following Resolution as an **ORDINARY RESOLUTION**:

RESOLVED THAT pursuant to the provisions of Section 149, 150 and 152 read with Schedule IV and all other applicable provisions of the Companies Act, 2013 (The Act) and the Companies (Appointment and Qualification of Directors) Rules, 2014 including any statutory modification(s) or re-enactment thereof for the time being in force, provisions of the Securities and Exchange Board of India (Listing Obligations and Disclosure Requirements) Regulations, 2015 and the Articles of Association of the Company, Mr. V. Ranganathan (DIN: 00550121) who was appointed as an Additional Director qualifying as an Independent Director on 27.04.2021 pursuant to provisions of Section 161(1) of The Act, and who holds office up to the conclusion of the ensuing Annual General Meeting, and in respect of whom the Company has received a notice under Section 160 of the Act signifying his candidature as the Independent Director, be and is hereby appointed as such Independent

Director of the Company, to hold office for a term of five consecutive years from the date of passing of this Resolution, and whose office shall not henceforth, be liable to determination by retirement of Directors by rotation.

ITEM NO.7- RE-APPOINTMENT OF DR. SHINYA TAKAHASHI (DIN: 07809828) AS A WHOLE TIME DIRECTOR DESIGNATED AS DIRECTOR (TECHNICAL)

To consider and if thought fit, to pass the following Resolution with or without modification, as an **ORDINARY RESOLUTION**:

RESOLVED THAT pursuant to the recommendation of the Nomination and Remuneration Committee, and approval of the Board and subject to the provisions of Sections 196, 197, 198, 203 and other applicable provisions of the Companies Act, 2013 and the Rules made thereunder (including any statutory modification or re-enactment thereof) read with Schedule V of the Companies Act, 2013 and Article 121(1) of the Articles of Association of the Company, approval of the Members of the Company be and is hereby accorded to the re-appointment of Dr. Shinya Takahashi (DIN: 07809828), as a Wholetime Director designated as Director (Technical) of the Company for a period of two years with effect from 07.05.2021 on the following terms and conditions:

1.	Basic Pay	:	₹ 1,35,000/- per month
2.	Designation	:	Director (Technical)
3.	Location of work	:	He shall be posted to work at the following address: Nitta Gelatin India Limited, Post Box. 4262, 56/715, SBT Avenue, Panampilly Nagar, Kochi - 682 036, India
4.	Period of appointment	:	Two years from 07.05.2021
5.	Housing	:	House Rent Allowance @ 50% of salary as above per month.
6.	Medical Benefits	:	Reimbursement of actual medical expenses incurred for self and family subject to a yearly ceiling of ₹ 15,000/-. Unavailed medical benefit for any year shall be allowed to be carried forward to the next year.

7.	Leave Travel Concession	:	Return passage for self and family once in a year by air by Economy Class, to and from his place of residence in Japan.
8.	Personal Accident Insurance	:	Shall be covered under a personal accident insurance policy at an annual premium not to exceed ₹ 6,000/- to the Company.
9.	Car	:	Free use of Company car with driver for official use. Use of car for personal purposes will be billed for.
10.	Telephone	:	Free telephone and internet facility will be provided at residence.
11. Income tax liability arising out of the above will have to be borne by the employee.			
12.	Reporting Relationship	:	Director (Technical) shall functionally report to the Managing Director.
13.	Termination of Term of Office	:	The Company shall have the right to terminate the term of office of the Director (Technical) at any time by giving notice of not less than three months in writing or three months' salary and allowances in lieu thereof. Director (Technical) shall also have the right to relinquish his office at any time before the expiry of his term by giving notice of not less than three months.

ITEM NO. 8- APPROVAL FOR ENTRY INTO RELATED PARTY TRANSACTIONS BY THE COMPANY

To consider and, if thought fit, to pass with or without modification(s) the following Resolution as an **ORDINARY RESOLUTION**:

RESOLVED THAT pursuant to the provisions of the Section 188 of the Companies Act, 2013 (The Act) read with Rule 15 of the Companies (Meeting of Board and its Powers) Rules, 2014 and read with Regulation 23(4) of the Securities and Exchange Board of India (Listing Obligations and Disclosure Requirements) Regulations, 2015 (including any statutory modification(s) or re-enactment thereof for the time being in force), and subject to such approvals, consents, sanctions and permissions as may be necessary, the consent of the Members of the Company by way of an Ordinary Resolution be and is hereby accorded to the Board of Directors (hereinafter

called "the Board" which term shall be deemed to include any Committee which the Board may constitute for the purpose) for execution of contracts by the Company with Nitta Gelatin Inc, Japan, and Nitta Gelatin NA Inc., USA, Bamni Proteins Ltd. with whom the Company has common directorship to sell, purchase, any goods or material and to avail or render any service of any nature, whatsoever, as Board in its discretion may deem proper, subject to complying with the procedures to be fixed by the Board or its Committee, up to an amount and as per the terms and conditions mentioned under item no.8 of the Explanatory Statement with respect to transactions proposed, and annexed hereto with notice.

RESOLVED FURTHER THAT the Board of Directors be and is hereby authorized to take such steps as may be necessary for obtaining approvals- statutory, contractual or otherwise - in relation to the above and to settle all matters arising out of and incidental thereto, and to sign and execute all deeds, applications, documents and writings that may be required, on behalf of the Company and generally to do all acts, deeds, matters, and things that may be necessary, proper, expedient or incidental thereto for the purpose of giving effect to this Resolution.

By Order of the Board,

Kochi
07.05.2021

G. Rajesh Kurup
Company Secretary
M.No.8453

Notes:

1. The statement pursuant to Section 102 (1) of the Companies Act, 2013 with respect to the special business set out in the Notice is annexed.
2. In view of the COVID-19 Pandemic, the Ministry of Corporate Affairs ("MCA") vide its Circular No. 2/2021 dated 13.01.2021 which is sequel to their earlier Circular dated 05.05.2020 read with Circulars dated 08.04.2020 and 13.04.2020 and (collectively referred to as "MCA Circulars") permits the holding of Annual General Meeting ("AGM") by VC/OAVM without the physical presence of the Members at a common venue. Accordingly, in compliance with the said provisions read alongwith SEBI Circular No. 11 dated 15.01.2021 which again is sequel to their earlier Circular No. 79 dated 12.05.2020, the AGM of the Company shall be held through Video Conferencing (VC) and thus the Members can attend and participate in the AGM through VC/OAVM.
3. Pursuant to the provisions of the Act, a member entitled to attend and vote at the meeting is entitled to appoint a proxy to attend and vote instead of himself/herself and the proxy need not be a Member of the Company. Since the AGM is being held pursuant to the aforesaid MCA Circulars, through VC, the physical attendance of

the Members has been dispensed with. Accordingly, the facility for appointment of proxies by the Members will not be available for the AGM and hence the Proxy Form and Attendance slip are not annexed to this Notice.

4. In compliance with the aforesaid MCA and SEBI Circulars, Annual Report 2020-21 which includes the Notice of the AGM, Board's Report, Financial Statements and other documents, is being sent only through electronic mode to those Members whose email addresses are registered with the Company/ Depositories. Members may note that the Notice and Annual Report 2020-21 will also be available on the Company's website www.gelatin.in, website of the Stock Exchange i.e. BSE Limited at www.bseindia.com, and on the website of CDSL <https://www.evotingindia.com/>
5. Attendance of Members through VC shall be counted for quorum under Section 103 of the Act.
6. The VC facility shall be kept open atleast 15 minutes before the scheduled time of the AGM and shall not be closed till expiry of 15 minutes after the conclusion of the scheduled time for the AGM.
7. The Company notifies Closure of Register of Members and Share Transfer Books thereof from 28th July, 2021 to 03rd August, 2021 (both days inclusive) to determine the Members entitled to receive dividend as may be declared at the Annual General Meeting.
8. The dividend, if declared at the meeting will be paid by 20th August, 2021 to those Shareholders whose names appear on the Register of Members as on closure, subject to deduction of tax at source.
9. Due to the prevailing COVID-19 situation, the Company perceives disruption of postal services - partially, if not fully - which might mean that dividend remittance resorted through the electronic mode would leave behind for remittance, dividend pertaining to those of the Shareholders who hold shares in physical mode and not having updated the bank mandate, which upon normalization shall inevitably be dispatched to such remaining Shareholders.
10. Members are requested to notify the Registrar and Share Transfer Agent immediately of their Bank Account Number and name of the Bank and Branch in the case of physical holdings and to their respective Depository Participant in the case of dematted shares, so that payment of dividend when made through NECS/Dividend Warrants, can capture the updated particulars and avoid delay/default.
11. Pursuant to Finance Act, 2020 and subsequent provisions, dividend income is taxable in the hands of Shareholders w.e.f. April 01, 2020 and the Company

is required to deduct tax at source from dividend paid to Shareholders at the prescribed rates. For the prescribed rates for various categories, the Shareholders are requested to refer to the Finance Act, 2020 and amendments thereof. The Shareholders are requested to update their PAN with the Company/ RTA i.e, CAMEO Corporate Services Limited (in case of shares held in physical mode) and Depositories (in case of shares held in demat mode).

A Resident individual Shareholder with PAN, enjoying exemption under one or the other provisions of the Income Tax Act can submit a yearly declaration in Form No. 15G/15H, to avail the benefit of non-deduction of tax at source, by email to our Registrar and Share Transfer Agent i.e, CAMEO Corporate Services Limited by 11:59 p.m. IST on July 24, 2021. Shareholders are requested to note that in case their PAN is not registered, the tax will be deducted at a rate of 20%.

Non-resident Shareholders can avail beneficial rates under tax treaty between India and their country of residence, subject to providing necessary documents i.e. No Permanent Establishment and Beneficial Ownership Declaration, Tax Residency Certificate, Form 10F, any other document which may be required to avail the tax treaty benefits by sending an email to our RTA i.e. CAMEO Corporate Services Limited by 11:59 p.m. IST on July 24, 2021.

Shareholders desirous of registering or updating his/her email id, mobile number against the folio under which shares are held, may access the url namely <https://investors.cameoindia.com/> for directly updating CAMEO Web Module, which would also additionally enable the Shareholders to submit Form 15G/15H by means of uploading the scanned copy of the same. CAMEO would be receiving these inputs/images at the back-end for validating the same in order to register, which might meet with a rejection only in the unlikely occurrence of any technical glitches.

12. As per the applicable provisions and rules thereunder any Dividend remaining unpaid and unclaimed at the end of 07th year thereafter, shall be transferred to the Investor Education and Protection Fund (IEPF). Since the Company had not declared any dividend payable on shares during the year 2013-14, there need not be any transfer as above into IEPF during the year.
13. Members holding shares in the same name or same order under different ledger folios are requested to apply for clubbing into one folio.
14. Members are requested to notify immediately any change in their address to the Registrar and Share Transfer Agents at their address i.e, CAMEO Corporate Services Limited, "Subramanian Building", 1, Club House Road, Chennai-600 002 in the case of physical

holdings and to their respective Depository Participant in case of dematted shares.

15. Members may kindly update their email address with the Company/Registrar - CAMEO Corporate Services Limited such that correspondence reach you without fail.
16. Members are requested to furnish details of their nominee in the Nomination Form that can be obtained from the Company on request.
17. Members are requested to note that trading of Company's shares through Stock Exchanges is permitted only in electronic/demat form. Those Members who have not yet converted their holdings into the electronic form may please consider opening an account with an authorised Depository Participant and arrange for dematerialisation.

General Information:

18. **Members desirous of obtaining any information as regards the Accounts, are requested to write to the Company so as to reach the Registered Office at least 5 days before the date of meeting to enable the management to keep the information ready.**
19. Since the AGM will be held through VC, the Route Map is not annexed to this Notice.

VOTING THROUGH ELECTRONIC MEANS

- i. In compliance with the provisions of Section 108 of the Act, read with Rule 20 of the Companies (Management and Administration) Rules, 2014, as amended from time to time, and Regulation 44 of the SEBI LODR Regulations, 2015, the Members are provided with the facility to cast their vote electronically, through the e-voting services including remote e-voting provided by Central Depository Services Limited (CDSL), on all the Resolutions set forth in this Notice. The instructions for e-voting are given herein below:
 - The remote e-voting period commences on Saturday, July 31, 2021(9:00 a.m. IST) and ends on Monday,

August 2, 2021 (5:00 p.m. IST). During this period, Members holding shares either in physical form or in dematerialized form, as on Tuesday, July 27, 2021 i.e. cut-off date, may cast their vote electronically. The e-voting module shall be disabled by CDSL for voting thereafter. Those Members, who will be present in the AGM through VC facility and have not cast their vote on the Resolutions through remote e-voting and are otherwise not barred from doing so, shall be eligible to vote through e-voting system during the AGM.

- The Board of Directors appointed Mr. Abhilash Nediyaill Abraham (M. No. F10876; C. P. No. 14524) as the Scrutinizer to scrutinize the voting during the AGM and remote e-voting process in a fair and transparent manner.
- The Members who have cast their vote by remote e-voting prior to the AGM may also attend/ participate in the AGM through VC, but shall not be entitled to cast their vote again.
- The voting rights of Members shall be in proportion to their shares in the Paid-Up Equity Share Capital of the Company as on the cut-off date.

THE INSTRUCTIONS FOR SHAREHOLDERS FOR REMOTE E-VOTING ARE AS UNDER:

- i. In terms of **SEBI Circular No. SEBI/HO/CFD/CMD/CIR/P/2020/242 dated December 9, 2020** on e-voting facility provided by Listed Companies, individual Shareholders holding securities in demat mode are allowed to vote through their demat account maintained with Depositories and Depository Participants. Shareholders are advised to update their mobile number and email Id in their demat accounts in order to access e-voting facility.

Pursuant to above said SEBI Circular, login method for e-voting and joining virtual meetings for individual Shareholders holding securities in Demat mode, CDSL/NSDL is given below:

Type of shareholders	Login Method
Individual Shareholders holding securities in Demat mode with CDSL	<ol style="list-style-type: none"> 1) Users who have opted for CDSL Easi/Easiest facility, can login through their existing user id and password. Option will be made available to reach e-voting page without any further authentication. The URL for users to login to Easi/Easiest are https://web.cdslindia.com/myeasi/home/login or visit www.cdslindia.com and click on Login icon and select New System Myeasi. 2) After successful login the Easi/Easiest user will be able to see the e-voting option for eligible companies where the evoting is in progress as per the information provided by company. On clicking the e-voting option, the user will be able to see e-voting page of the e-voting service provider for casting your vote during the remote e-voting period or joining virtual meeting & voting during the meeting. Additionally, there are also links provided to access the system of all e-voting Service Providers i.e. CDSL/NSDL/KARVY/LINKINTIME, so that the user can visit the e-voting service providers' website directly. 3) If the user is not registered for Easi/Easiest, option to register is available at https://web.cdslindia.com/myeasi/Registration/EasiRegistration 4) Alternatively, the user can directly access e-voting page by providing Demat Account Number and PAN from e-voting link available on www.cdslindia.com home page or click on https://evoting.cdslindia.com/Evoting/EvotingLogin. The system will authenticate the user by sending OTP on registered Mobile & Email as recorded in the Demat Account. After successful authentication, user will be able to see the e-voting option where the evoting is in progress and also able to directly access the system of all e-voting Service Providers.
Individual Shareholders holding securities in demat mode with NSDL	<ol style="list-style-type: none"> 1) If you are already registered for NSDL IDeAS facility, please visit the e-Services website of NSDL. Open web browser by typing the following URL: https://eservices.nsd.com either on a Personal Computer or on a mobile. Once the home page of e-Services is launched, click on the "Beneficial Owner" icon under "Login" which is available under 'IDeAS' section. A new screen will open. You will have to enter your User ID and Password. After successful authentication, you will be able to see e-voting services. Click on "Access to e-voting" under e-voting services and you will be able to see e-voting page. Click on 'company name' or 'e-voting service provider name' and you will be re-directed to e-voting service provider website for casting your vote during the remote e-voting period or joining virtual meeting & voting during the meeting. 2) If the user is not registered for IDeAS e-Services, option to register is available at https://eservices.nsd.com. Select "Register Online for IDeAS" Portal or click at https://eservices.nsd.com/SecureWeb/IdeasDirectReg.jsp 3) Visit the e-voting website of NSDL. Open web browser by typing the following URL: https://www.evoting.nsd.com/ either on a Personal Computer or on a mobile. Once the home page of e-voting system is launched, click on the icon "Login" which is available under 'Shareholder/Member' section. A new screen opens. You will have to enter your User ID (i.e. your sixteen digit demat account number held with NSDL), Password/OTP and a Verification Code as shown on the screen. After successful authentication, you will be redirected to NSDL Depository site wherein you can see e-voting page. Click on Company name or e-voting service provider name and you will be redirected to e-voting service provider website for casting your vote during the remote e-voting period or joining virtual meeting & voting during the meeting.
Individual Shareholders login (holding securities in demat mode) through their Depository Participants	<p>You can also login using the login credentials of your demat account through your Depository Participant registered with NSDL/CDSL for e-voting facility. After successful login, you will be able to see e-voting option. Once you click on e-voting option, you will be redirected to NSDL/CDSL Depository site after successful authentication, wherein you can see e-voting feature. Click on 'company name' or 'e-voting service provider name' and you will be redirected to e-voting service provider website for casting your vote during the remote e-voting period or joining virtual meeting & voting during the meeting.</p>

Important note: Members who are unable to retrieve User ID/Password are advised to use forget User ID and forget password option available at above mentioned website.

Helpdesk for Individual Shareholders holding securities in demat mode for any technical issues related to login through Depository i.e. CDSL and NSDL

Login type	Helpdesk details
Individual Shareholders holding securities in Demat mode with CDSL	Members facing any technical issue in login can contact CDSL helpdesk by sending a request at helpdesk.evoting@cdslindia.com or contact at 022- 23058738 and 22-23058542-43.
Individual Shareholders holding securities in Demat mode with NSDL	Members facing any technical issue in login can contact NSDL helpdesk by sending a request at evoting@nsdl.co.in or call at toll free no.: 1800 1020 990 and 1800 22 44 30

- II. Login method for e-voting and joining virtual meetings for Physical Shareholders and Shareholders other than individual holding in Demat form.
- 1) The Shareholders should log on to the e-voting website www.evotingindia.com.
 - 2) Click on “Shareholders” module.
 - 3) Now enter your User ID
 - a. For CDSL: 16 digits beneficiary ID,
 - b. For NSDL: 8 Character DP ID followed by 8 Digits Client ID,
 - 4) Next enter the Image Verification as displayed and Click on Login.
 - 5) If you are holding shares in demat form and had logged on to www.evotingindia.com and voted on an earlier e-voting of any company, then your existing password is to be used.
 - 6) If you are a first-time user, follow the steps given below:

For Physical shareholders and other than individual shareholders holding shares in Demat.	
PAN	Enter your 10 digit alpha-numeric *PAN issued by Income Tax Department (Applicable for both demat Shareholders as well as physical Shareholders) <ul style="list-style-type: none"> • Shareholders who have not updated their PAN with the Company/Depository Participant are requested to use the sequence number sent by Company/RTA or contact Company/RTA.
Dividend Bank Details OR Date of Birth (DOB)	Enter the Dividend Bank Details or Date of Birth (in dd/mm/yyyy format) as recorded in your demat account or in the company records in order to login. <ul style="list-style-type: none"> • If both the details are not recorded with the depository or company, please enter the member id/folio number in the Dividend Bank details field.

- III. After entering these details appropriately, click on “SUBMIT” tab.
- IV. Shareholders holding shares in physical form will then directly reach the Company selection screen. However, Shareholders holding shares in demat form will now reach ‘Password Creation’ menu wherein they are required to mandatorily enter their login password in the new password field. Kindly note that this password is also to be used by the demat holders for voting for resolutions of any other company on which they are eligible to vote, provided that company opts for e-voting through CDSL platform. It is strongly recommended not to share your password with any other person and take utmost care to keep your password confidential.
- V. For Shareholders holding shares in physical form, the details can be used only for e-voting on the resolutions contained in this Notice.
- VI. Click on the EVSN for the relevant <Nitta Gelatin India Limited> on which you choose to vote.
- VII. On the voting page, you will see “RESOLUTION DESCRIPTION” and against the same the option “YES/NO” for voting. Select the option YES or NO as desired. The option YES implies that you assent to the Resolution and option NO implies that you dissent to the Resolution.
- VIII. Click on the “RESOLUTIONS FILE LINK” if you wish to view the entire Resolution details.
- IX. After selecting the resolution, you have decided to vote on, click on “SUBMIT”. A confirmation box will be displayed. If you wish to confirm your vote, click on “OK”, else to change your vote, click on “CANCEL” and accordingly modify your vote.
- X. Once you “CONFIRM” your vote on the resolution you will not be allowed to modify your vote.
- XI. You can also take a print of the votes cast by clicking on “Click here to print” option on the Voting page.
- XII. If a demat account holder has forgotten the login password then enter the User ID and the image verification code and click on Forgot Password &

enter the details as prompted by the system.

(xii) Additional Facility for Non-Individual Shareholders and Custodians – For Remote Voting only.

- Non-Individual Shareholders (i.e. other than Individuals, HUF, NRI etc.) and Custodians are required to log on to www.evotingindia.com and register themselves in the “Corporates” module.
- A scanned copy of the Registration Form bearing the stamp and sign of the entity should be e-mailed to helpdesk.evoting@cdslindia.com.
- After receiving the login details a ‘Compliance User’ should be created using the admin login and password. The Compliance User would be able to link the account(s) for which they wish to vote on.
- The list of accounts linked in the login should be e-mailed to helpdesk.evoting@cdslindia.com and on approval of the accounts they would be able to cast their vote.
- A scanned copy of the Board Resolution and Power of Attorney (POA) which they have issued in favour of the Custodian, if any, should be uploaded in PDF format in the system for the scrutinizer to verify the same.
- If they have voted from individual tab & not uploaded same in the CDSL e-voting system for the scrutinizer to verify the same, Non Individual Shareholders are required to send the relevant Board Resolution/Authority letter etc. together with attested specimen signature of the duly authorized signatory who are authorized to vote, to the Scrutinizer and to the Company at the email address viz; rajeshkurup@nittagelindia.com.

INSTRUCTIONS FOR SHAREHOLDERS ATTENDING THE AGM/EGM THROUGH VC/OAVM & E-VOTING DURING MEETING ARE AS UNDER:

1. The procedure for attending meeting & e-voting on the day of the AGM/EGM is same as the instructions mentioned above for e-voting.
2. The link for VC/OAVM to attend meeting will be available where the EVSN of Company will be displayed after successful login as per the instructions mentioned above for e-voting.
3. Shareholders who have voted through Remote e-voting will be eligible to attend the meeting. However, they will not be eligible to vote at the AGM/EGM.
4. Shareholders are encouraged to join the Meeting through Laptops/IPads for better experience.
5. Further, Shareholders will be required to allow Camera and use Internet with a good speed to avoid any disturbance during the meeting.
6. Please note that Participants connecting from Mobile Devices or Tablets or through Laptop connecting via Mobile Hotspot may experience Audio/Video loss due

to fluctuation in their respective network. It is therefore recommended to use stable Wi-Fi or LAN Connection to mitigate any kind of said glitches.

7. Shareholders who would like to express their views/ask questions during the meeting may register themselves as a speaker by sending their request in advance atleast 5 (five) days prior to meeting mentioning their name, demat account number/folio number, email id, mobile number as registered. The Shareholders who do not wish to speak during the AGM but have queries may send their queries in advance 5 (five) days prior to meeting mentioning their name, demat account number/folio number, email id, mobile number as registered. These queries will be replied to by the Company suitably by email.
8. Those Shareholders who have registered themselves as a speaker will only be allowed to express their views/ask questions during the meeting.
9. Only those Shareholders, who are present in the AGM/EGM through VC/OAVM facility and have not casted their vote on the Resolutions through remote e-voting and are otherwise not barred from doing so, shall be eligible to vote through e-voting system available during the EGM/AGM.
10. If any Votes are cast by the Shareholders through the e-voting available during the EGM/AGM and if the same Shareholders have not participated in the meeting through VC/OAVM facility, then the votes cast by such Shareholders shall be considered invalid as the facility of e-voting during the meeting is available only to the Shareholders attending the meeting.

PROCESS FOR THOSE SHAREHOLDERS WHOSE EMAIL/MOBILE NO. ARE NOT REGISTERED WITH THE COMPANY/DEPOSITORIES.

1. For Physical Shareholders - please provide necessary details like Folio No., Name of Shareholder, scanned copy of the share certificate (front and back), PAN (self-attested scanned copy of PAN card), AADHAR (self-attested scanned copy of Aadhar Card) by email to Company/RTA e- mail id.
2. For Demat Shareholders - Please update your email id & mobile no. with your respective Depository Participant (DP)
3. For Individual Demat Shareholders – Please update your email id & mobile no. with your respective Depository Participant (DP) which is mandatory while e-voting & joining virtual meetings through Depository.

If you have any queries or issues regarding attending AGM & e-voting from the CDSL e-voting System, you can write an email to helpdesk.evoting@cdslindia.com or contact at 022-23058738 and 022-23058542/43.

- All grievances connected with the facility for voting by

electronic means may be addressed to Mr. Rakesh Dalvi, Sr. Manager, (CDSL) Central Depository Services (India) Limited, A Wing, 25th Floor, Marathon Futurex, Mafatlal Mill Compounds, N M Joshi Marg, Lower Parel (East), Mumbai - 400013 or send an email to helpdesk.evoting@cdslindia.com or call on 022-23058542/43.

Other Instructions

1. The Scrutinizer shall, immediately after the conclusion of voting at the AGM, first count the votes cast during the AGM, thereafter unblock the votes cast through remote e-voting and make, not later than 48 hours of conclusion of the AGM, a consolidated Scrutinizer's Report of the total votes cast in favour or against, if any, to the Chairman or a person authorised by him in writing, who shall countersign the same.
2. The result declared along with the Scrutinizer's Report shall be placed on the Company's website www.gelatin.in and on the website of CDSL www.evotingindia.com immediately. The Company shall simultaneously forward the results to BSE Limited, where the shares of the Company are listed.

EXPLANATORY STATEMENT

Pursuant to Section 102(1) of the Companies Act, 2013

ITEM NO.6 – APPOINTMENT OF MR. V. RANGANATHAN (DIN: 00550121) - INDEPENDENT DIRECTOR

Dr. K. Cherian Varghese (DIN: 01870530), Independent Director, had ceased to hold office as Director of the Company consequent on his completion of 5 year tenure as Independent Director, on 18.03.2021. The Board, in order that the Company is fully compliant with Section 150(2) of the Companies Act, 2013 regarding the required number of Independent Directors, had vide Circular Resolution dated 27.04.2021 appointed Mr. V. Ranganathan as an Additional Director qualifying as an Independent Director as prescribed under law.

A Chartered Accountant and Company Secretary, Mr. V. Ranganathan has expertise in advisory role on financial and taxation matters, acting as Consultant at Ernst Young for over 23 years, besides being a visiting faculty for nearly 25 years at IIM Ahmedabad on the subject of Mergers and Corporate Restructuring. Mr. V. Ranganathan holds the position of Independent Director in few other prominent Companies including listed ones. He is a Member in leading industry bodies and social service organisations such as Madras Chamber of Commerce, CII, ASSOCHAM, FICCI and a Trustee of Palkhivala Foundation, Chennai.

Given his expertise and experience, Mr. V. Ranganathan was considered suitable for appointment as an Independent Director on the Board, in the vacancy caused by the retirement of Dr. K. Cherian Varghese.

In the opinion of the Board of Directors, Mr. V. Ranganathan has exposure in areas of financial and taxation matters, besides excellence in academics, and above all, the ability to contribute as a member of the Board. He fulfills the condition prescribed for being appointed as Independent Director pursuant to Section 149 and other applicable provisions of the Companies Act, 2013 and the Rules made thereunder and he is independent of the management. The Company has also received a declaration from Mr. V. Ranganathan that he meets with the criteria of independence as prescribed under Section 149(6) of the Companies Act 2013. He has also given a statement showing that he is not disqualified from being appointed as a Director in terms of Section 164(2) of the Companies Act, 2013.

Accordingly, the Company has received notice as envisaged under Section 160 (1) of the Act proposing him for appointment as Independent Director of the Company. The Board recommends the Resolution for appointment of Mr. V. Ranganathan as an Independent Director of the Company for a term of five consecutive years from the date of passing of this Resolution. Upon his appointment, Mr. V. Ranganathan shall not be liable to retire by rotation.

None of the Directors, Key Managerial Personnel and their relatives, except Mr. V. Ranganathan and his relatives, are in any way, concerned or interested in the said Resolution.

ITEM NO. 7 - RE-APPOINTMENT OF DR. SHINYA TAKAHASHI (DIN: 07809828) AS A WHOLE TIME DIRECTOR DESIGNATED AS DIRECTOR (TECHNICAL)

Dr. Shinya Takahashi was originally appointed as Director (Technical) in the year 2017 for a period of two years beginning 09.05.2017 and extended once for a further period of two years in the year 2019 and correspondingly confirmed at the Annual General Meeting held on 02.08.2019.

Pending completion of the two year term, Dr. Shinya Takahashi was proposed for reappointment by NGI, Japan; whereafter, the Board of Directors at their meeting dated 07.05.2021 re-appointed Dr. Shinya Takahashi as Director (Technical) for yet another term of two years beginning that date, on such terms and conditions, more specifically detailed as part of the Resolution. The re-appointment of Dr. Shinya Takahashi by the Board of Directors requires approval/confirmation by the Shareholders as envisaged under the provisions of Section 197(4) of the Companies Act, 2013.

Dr. Shinya Takahashi originally held the position of General Manager (Quality Assurance Dept.) in Nitta Gelatin Inc, Japan. He holds a PhD from Chiba University and Graduate School of Advanced Integration Science.

Your Board of Directors at their meeting dated 07.05.2021, on detailed consideration of the recommendations of Nomination and Remuneration Committee, recommends

to the General Body of Shareholders, re-appointment of Dr. Shinya Takahashi as a Wholetime Director designated as Director (Technical) on the existing terms and conditions, subject to such other approvals by the Statutory and Regulatory Authorities as might be applicable.

The disclosure under Regulation 36(3) of the Securities and Exchange Board of India (Listing Obligations and Disclosure Requirements) Regulations, 2015, is provided as a part of this Notice.

None of the Directors, Key Managerial Personnel and their relatives, except Dr. Shinya Takahashi and his relatives, are in any way, concerned or interested in the said Resolution.

ITEM NO.8 - APPROVAL FOR ENTRY INTO RELATED PARTY TRANSACTIONS BY THE COMPANY

The Companies Act, 2013 aims to ensure transparency in the transaction and dealings between related parties of the Company. The Act under Section 188 envisage an approval by the Board of Directors for the related party transactions which by nature are neither in ordinary course of business nor at arms' length. Besides, the first proviso to the Section read with Rule 15 of the Companies (Meeting of the Board and its Powers) Rules 2014 shall mean an Ordinary Resolution to be passed at a meeting of the Shareholders, only where the transaction(s) exceed a limit of 10% of the turnover/networth of Company as the case may be. It is in addition thereto that Regulation 23 of SEBI LODR Regulations makes mention of material related party transactions which require an approval of the shareholders

at the General Meeting.

The Company in pursuance of the provisions under SEBI LODR Regulations, 2015 takes omnibus approval from Audit Committee/Board for transactions intended to be entered, ahead of each financial quarter in an year. These are thereafter placed before the succeeding Audit Committee and Board Meetings for an appraisal/approval. Though strictly not warranting an approval under the tests prescribed and noted herein above at first para, the Accounting Standard 24 (AS 24) which acts as a guiding principle and regulation speak in terms of a control and significant influence over an entity being the deciding factors for ascertaining whether a particular transaction falls under the purview of RPT, thus roping in the transactions entered by the Company both with the Subsidiary Company namely Bamni Proteins Limited and the Promoter Company NGI Japan/NGNA, in the category of Related Party Transactions mandating an approval by the Board of Directors/the General Body of Shareholders as the case may be.

In the light of the above, the Board of Directors of your Company has approved the proposed transactions along with the limits that the Company may enter into with its related parties for the period 01.10.2021 to 30.09.2022.

All the prescribed disclosures as required to be given under the provisions of the Companies Act 2013 and the Rules thereunder are given below in tabular format for kind perusal of Members' approval:

**PARTICULARS OF RELATED PARTY TRANSACTIONS PROPOSED TO BE ENTERED
DURING 01.10.2021 TO 30.09.2022**
(TRANSACTIONS/CONTRACTS CARRIED OUT IN THE ORDINARY COURSE OF BUSINESS)

Name of Related Party	Director/KMP related	Nature of Relationship	Nature of Transaction	Period of Transaction	Maximum value of Transaction (Rs. In lakhs)
Nitta Gelatin Inc, Japan	Koichi Ogata	Director & Executive Officer, Nitta Gelatin Inc, Japan	Sale of Goods Availing of Services	01.10.2021 to 30.09.2022	15000
	Dr. Shinya Takahashi	Nominee of Nitta Gelatin Inc, Japan			300
Nitta Gelatin NA Inc, USA	Koichi Ogata	Director & Executive Officer, Nitta Gelatin Inc, Japan	Sale of Goods Availing of Services	01.10.2021 to 30.09.2022	12000
	Dr.Shinya Takahashi	Nominee of Nitta Gelatin Inc, Japan			150
Bamni Proteins Ltd	Sajiv K Menon	Managing Director, Nitta Gelatin India Ltd	Sale of Goods Availing of Services	01.10.2021 to 30.09.2022	8000
	Dr. Shinya Takahashi	Nominee of Nitta Gelatin Inc, Japan			

Members are hereby informed that pursuant to second proviso of Section 188(1) of the Act, no Member of the Company shall vote on such Resolution, to approve any contract or arrangement which may be entered into by the Company, if such Member is a Related Party.

The Board of Directors of your Company has approved this item and recommends the Resolution as set out in the notice for approval of Members of the Company as Ordinary Resolution.

Except Promoter Directors (to the extent of shareholding interest in the Company), no other Director or Key Managerial Personnel or their relatives is concerned or interested financially or otherwise in passing of this resolution.

Kochi
07.05.2021

By Order of the Board,
G. Rajesh Kurup
Company Secretary
M.No.8453

DETAILS OF DIRECTORS SEEKING APPOINTMENT/APPROVAL OF TERMS OF APPOINTMENT AS REQUIRED UNDER REGULATION 36(3) OF THE SECURITIES AND EXCHANGE BOARD OF INDIA (LISTING OBLIGATIONS AND DISCLOSURE REQUIREMENTS) REGULATIONS, 2015

Name	Koichi Ogata	V. Ranganathan	Shinya Takahashi
Age (Years)	63	62	60
Nationality	Japanese	Indian	Japanese
Date of appointment	03.08.2021	27.04.2021	07.05.2021
Qualification	Bachelor of Science, Tohoku University	Bachelor of Commerce, Chartered Accountant and Company Secretary	PhD from Chiba University and Graduate School of Advanced Integration Science
Expertise	President of NGI, Japan	He has expertise in advisory role on financial and taxation matters, acting as Consultant at EY for over 23 years, besides being a visiting faculty for nearly 25 years at IIM Ahmedabad on the subject of mergers and corporate restructuring. He holds the position of Independent Director in few other prominent companies including listed ones. He is a member in leading industry bodies and social service organisations such as Madras Chamber of Commerce, CII, ASSOCHAM, FICCI and a Trustee of Palkhivala Foundation, Chennai.	He has long experience at Nitta Gelatin Inc., Japan Leader in Gelatin in Asia Pacific Region.
Other Directorships excluding Foreign Companies	NIL	3	1
Member/Chairman of committees of other Companies	NIL	1. Audit Committee, Member - TTK Healthcare Limited 2. Audit Committee, Member - The India Cements Limited	NIL
Relationship, if any, between Directors inter se	NIL	NIL	NIL
Shareholding in the Company	NIL	NIL	NIL

DIRECTORS' REPORT

To

THE MEMBERS OF
NITTA GELATIN INDIA LIMITED

Your Directors have pleasure in presenting the 45th Annual Report and audited financial statements of your Company for the year ended 31st March, 2021.

The Statement of Accounts has been prepared in accordance with Indian Accounting Standards (IND AS) which are applicable to the Company w.e.f. 1st April, 2017 as per the Rules laid down in this regard.

SHARE CAPITAL

The Authorised Share Capital of your Company as on 31st March, 2021 was ₹ 8,024.44 Lakhs comprising of 4,00,00,000 Equity Shares of ₹ 10/- each totalling to ₹ 4,000.00 Lakhs, 929,412 Optionally Convertible Non-Cumulative Preference Shares (OCPS) of ₹ 170/- each totalling to ₹ 1,580.00 Lakhs, 2,00,00,000 Optionally Convertible Non-Cumulative Preference Shares of ₹ 10/- each totalling to ₹ 2,000.00 Lakhs and 44,44,444 Redeemable Preference Shares of ₹ 10/- each totalling to ₹ 444.44 Lakhs.

PERFORMANCE

The gross revenue from operations of your Company during the year under review was ₹ 354.29 Crores as compared to ₹ 294.47 Crores in the previous year. There was an increase in sales realisation per unit of Gelatin in line with global prices with the growth in Gelatin demand worldwide as also increased raw material cost. Increased quantity of sales, higher unit sales price of Gelatin and increase in volume of sales of Collagen Peptide have resulted in higher gross revenue for the year.

The availability of Crushed Bone (CB), the main raw material of your Company, was under pressure during the financial year following the lockdown declared by the Government owing to the pandemic, COVID-19. Non-availability of CB in the required quantity and at a reasonable price posed a big challenge to the Company as it depended to a large extent on opening up of restaurants and eateries which account for a large part of beef consumption and also increase in export of buffalo meat. Many regional localities were placed under lockdown and there was acute shortage of manpower as large number of migrant workmen returned to their home States. The closure of hotels & restaurants and strict restrictions in attendance in functions like weddings have worsened the scenario.

The following are noteworthy :

- It took about 3-4 months after the relaxation of the restrictions caused by the lockdown before normalcy could be restored. Demand side pull following the operation of all the Gelatin manufacturers to near full

capacity and the limited availability of CB has taken the price of CB to all time high levels during the year, apart from its deteriorating quality. Your Company through effective sourcing measures was able to source the required quantity of CB to ensure full utilisation of the Gelatin production capacity despite all these challenges. This has enabled the Company to post robust financial results amidst the pandemic.

Though there was some respite in CB availability in Quarter 4 compared to the previous quarters, the situation continues to look challenging in the wake of the alarmingly high number of COVID-19 cases in Kerala and across the Country as a part of the second wave.

Your Company imported 500 MT premium quality gelbone from France in 2020-21 and has already contracted to import another 2100 MT. Your Company is also discussing with another gelbone manufacturer in Canada for import this year.

- Pilot plant production of Degreased Crushed Bone (DCB) – a better quality Crushed Bone, is progressing at one of the Company's associated bone mills and the Company expects to achieve significant mileage out of this initiative, to effectively address quality related issues. The request made to the Central Govt. for liberalizing import of CB, is now under their active consideration.
- Your Company has been producing Hide Gelatin regularly though in small quantity, as part of the initiative to establish a cheaper substitute for Crushed Bone and was able to develop a good supply chain to meet its requirement. Trial runs are continuing and efforts are on to optimise process engineering in consultation with Nitta Gelatin Inc., for producing Hide Gelatin meeting the requirements of various end use applications.
- The Company produced and exported Limed Ossein from Reva Division. The Reva Division continues to be beset with challenges to achieve capacity levels, owing to problems with the discharge pipeline, non-availability of Crushed Bone and inadequate supply of water and power. Despite this, the Division was able to achieve better capacity utilisation levels for Limed Ossein in the financial year. Quality of Crushed Bone has deteriorated significantly during the year which

has not only affected the through put and cost, but also has put the effluent treatment plant of the Company under severe strain. Achieving higher Limed Ossein production at Reva Division continues to pose challenge on the face of effluent parameters going out of the required specification. Your Company continues its efforts to plan the production requirements in accordance with the discharge norms without a major impact on the supply chain.

Installation of the new jet aerator at Reva Division has been completed. Its operation had displaced the settled sludge in the aerator leading to choking of some of the associated piping. This has been cleared. There was also an increase in the Ammoniacal Nitrogen and COD levels in the ETP which is being monitored for corrective action.

OPERATION DURING CHALLENGING TIMES

- The Government of India had announced a complete lockdown with effect from 24th March to 4th May, 2020 in view of the COVID-19 pandemic. The Local Governments ordered the Company to stop operations in all factories. The Company could convince the Government of Kerala on the relevance of the Company's produce in health management and that any disruption in Company's production will severely affect public health. Based on Company's representation, Government of Kerala classified its operations in the essential category in the interest of public health and gave permission to operate the Company's factories with effect from 26th March. This was followed by our efforts for achieving the said relaxation for the units in the States of Gujarat and Maharashtra from the concerned Govts. and operate its plants despite the lockdown condition.

SAFETY PROTOCOLS

To address the risks posed by the COVID-19 infection, the Company implemented many precautionary measures. They were followed up with the below actions at the unit level at all locations of the Company during the period of lockdown.

- Stopping of fresh raw material (CB) charging at our Ossein factories
- Head count of permanent workers reduced by 50% in all shifts. Salary protected for workers not attending duty
- Employees allowed to work from home wherever possible
- Minimised use of contract workers and payment of 50% salary for regular contract workers even if they do not report for work
- Ban on visitor entry and if inescapable, to be met with at a makeshift visitors' meeting room at the entry point and stopping all non-critical activities including 5S,

landscaping etc.

- Key challenges faced by the Company include logistic issues for obtaining the raw materials and other inputs required for operation such as firewood etc. Outbound transport restrictions also affected customer side supply chain activities. The various guidelines stipulated by the Govt. and the Local Administration Authorities were impressed upon the employees such that the protocols were adhered strictly. They were provided reimbursement of transportation and food expenses. IT infrastructure was reinforced to support more employees working from home, as and when required.

Company also made significant contributions through its CSR fund for helping the people affected by the pandemic.

The Company debottlenecked the sludge drier at Ossein Division and the Company could achieve a through put of 400 Kg/hr against the earlier rate of 280 Kg/hr after fine tuning the equipment in consultation with the equipment manufacturer. This has enabled the Company to record significant progress in augmenting the Company's sludge management and disposal systems.

The Company completed the work on the rain harvesting pond during the year at its Ossein Division. This is expected to improve the water table in nearby areas in addition to de-risking the Company from any sudden developments affecting water availability, though to a limited extent. Planting of saplings for creation of Miyawaki forest, a technique leading to thick growth of trees in a measured area, was also completed.

The problem that would be created in terms of non-availability of water at Gelatin Division by the proposed relocation of the embankment due to the Water Metro boat service has been escalated to higher levels of the Government for a solution. The Kerala State Single Window Clearance Board took stock of the situation especially the joint representation made by affected parties in the neighbourhood, regarding possible solution in the form of relocation of drawal point of fresh water to a point upstream of new location of bund. It is expected that a solution would be found so that the industries in that belt are not adversely affected.

With all the Gelatin plants (except the Ooty plant of Sterling Biotech) in full scale operation during the year and the resultant high demand for Crushed Bone, Crushed Bone prices increased significantly. Acid prices have gone up by 17%, adversely impacting the cost of production. The per unit price realization has gone up by 16% for Ossein/ Limed Ossein, 13% for Gelatin and 13% for Bovine Collagen Peptide in line with global trends. Prices for Fish Collagen Peptide has declined by 30% due to lower demand in the high priced domestic market. Supply of the raw material, fish protein, on account of regulatory issues

continued to pose a challenge for Collagen Peptide sales. The weakening of Rupee against USD during 2020-21 as compared to 2019-20 has contributed to better sales realisation on exports.

In the backdrop of this situation, your Company exercised close monitoring and strict control over each significant element of cost, and achieved appreciable savings notwithstanding the higher costs incurred due to higher production levels. The Company could achieve economies of scale due to higher volume of production of Gelatin and Ossein. There was significant reduction in power cost as a result of various cost control measures in both Divisions of the Company. Though the price of LNG, firewood and furnace oil has increased during the year, cost control measures helped the Company to keep costs under control. Factory and Administration overheads also decreased significantly on account of the various austerity measures taken by the Company in the wake of COVID-19 uncertainties.

With regard to finance cost, the Company could effectively leverage low cost foreign currency loans by negotiating with the Banks and introducing Banks that provide working capital funds at competitive rates. Interest rates for foreign currency loans have also dropped as LIBOR has gone down from 1.40% to 0.25% during the course of the year.

The products of your Company continued to enjoy robust market demand during the year under review. The entire sale of Ossein/Limed Ossein, 56% of the total sale of Gelatin and 80% of Collagen Peptide was through exports. Your Company has arrangement with its overseas promoter, Nitta Gelatin Inc., Japan to leverage their expertise and market insights in servicing its customers in a proactive manner in line with the global standards of

NITTA Group.

By way of a significant judgment, the Panchayat Tribunal of Kerala had quashed the decision of the Kadukutty Panchayat to reject the Company's application for the factory licence for Ossein Division and directed the Panchayat to issue the license to the Company. The licence once issued for 5 years in November 2019 by the Panchayat was reversed by the said local body at the instance of yet another authority in the said office. The Company filed a case against the Panchayat President's decision in the High Court and the Court stayed the Order of the President. The Court subsequently instructed the Central Pollution Control Board to study the assimilation capacity of Chalakudy river. In the report submitted by Central Pollution Control Board to High Court, they have stated that the Company fully meets the discharge norms and has also made some observations on operation of Effluent Treatment Systems. The status quo continues and the petition is now pending for adjudication by the High Court.

The Pollution Control Board has renewed the validity of the Consent to operate upto 30th June 2023 for the Ossein Division. Similarly for Gelatin Division, the Company has renewed the Consent to Operate upto 30th June 2023. Reva Division's Consent to Operate issued by the Gujarat State Pollution Control Board is valid upto May 2021 and efforts are on to renew the same.

FINANCIAL HIGHLIGHTS

The operations of the Company for the year 2020-21 have resulted in a pre-tax profit of ₹ 24.33 Crores (as against a pre-tax profit of ₹ 6.87 Crores during the year 2019-20. Details are as under:

(All amounts are in ₹ Crore, unless otherwise stated)

Particulars	For the year ended 31st March, 2021	For the year ended 31st March, 2020
Sales (including export incentives and net of Excise Duty & VAT)	354.29	294.47
Other Income	4.62	3.30
TOTAL	358.91	297.77
Gross Profit before Depreciation	39.13	21.83
Deducting therefrom:		
Depreciation	14.80	14.95
Provision for Tax -		
- Current Tax	4.53	1.18
- MAT	(2.03)	(1.18)
- Deferred Tax	3.93	2.09
- Prior years	-	(3.10)
Profit/(Loss) after Tax from continuing operations	17.90	7.89
Other comprehensive income/(loss) (net of tax)	4.29	(5.88)
Total comprehensive profit for the year	22.19	2.01
Profit brought forward from previous year	(6.55)	(13.06)
Balance Profit available for appropriation	17.90	7.89
Appropriations :		
Final dividend on equity shares - paid	2.27	1.36
Tax on dividend	-	0.02
Total	2.27	1.38
Transfer to General Reserve		
Balance profit carried forward to next year	9.08	(6.55)
Earnings per share (₹)		
Basic	19.72	8.70
Diluted	19.72	8.70

Note: Dividend on Preference Shares is considered as finance costs.

DIVIDEND

Considering the Company's performance the Board has recommended a dividend of ₹ 3.0 per share i.e. 30% of the face value of ₹ 10/- per share on the Equity Capital for the year ended 31st March, 2021. The Board has also recommended dividend @ 5.4029% p.a. on the 929,412 Optionally Convertible Preference Shares of face value of ₹ 170/- each and a dividend @7.65063% on the 44,44,444 Redeemable Preference Shares of the face value of ₹ 10/- each for the year ended 31st March, 2021. This dividend payment is out of the current year profits of the Company and is subject to approval of the members at the ensuing Annual General Meeting.

The total outflow on account of dividend will be ₹ 391.74 Lakhs (₹ 346.35 Lakhs in the financial year

2019-20) comprising of ₹ 119.37 Lakhs on Preference Shares (₹ 119.37 Lakhs in the financial year 2019-20) and ₹ 272.37 Lakhs on equity shares (₹ 226.98 Lakhs in the financial year 2019-20).

During the year, unclaimed dividend of ₹ 3,17,576/- pertaining to the year 2012-13 was transferred on to the Investor Education & Protection Fund after giving due notice to the members.

RESERVES

No amount is transferred to General Reserve during the year. The Company has recognized capital reserves amounting to ₹ 2750.62 Lakhs on account of the merger (including deferred tax asset on the unabsorbed business loss of Reva Proteins Ltd. carried over from previous years as per tax books for an amount of ₹ 1609 Lakhs and other

appropriate adjustments).

Reserves as on 31.03.2021 comprises of Security Premium Reserve of ₹ 2895.90 Lakhs, equity contribution on External Commercial Borrowings and Preference Share Capital ₹ 984.43 Lakhs, Special Export Reserve of ₹ 79 Lakhs, General Reserve of ₹ 7836.64 Lakhs, Retained earnings of ₹ 908.67 Lakhs, Capital Reserve of 2750.62 Lakhs, Hedge Reserve of ₹ 111.05 Lakhs and other comprehensive loss of ₹ 163.95 Lakhs aggregating to ₹ 15402.36 Lakhs.

PARTICULARS OF LOANS, GUARANTEES & INVESTMENTS

The Company has provided Corporate Guarantee on behalf of Bamni Proteins Ltd. (subsidiary Company) to the lenders towards its borrowings for working capital requirement to the extent of ₹ 750 Lakhs.

Details in respect of other loans, guarantees and investments covered under the provision of Section 186 of the Companies Act, 2013 are given in the notes on accounts for the financial year ended 31st March, 2021 and such loans, guarantees and investments are within limits prescribed under that Section.

CREDIT RATING

During the year, rating agency CRISIL has reaffirmed the rating of "CRISIL A-" and revised its rating outlook as "Stable" from "Negative" for Long Term Instruments and reaffirmed "CRISIL A2+" rating for short term instruments

AWARDS & ACCOLADES

During the year, your Company received the following awards:

- Company has won 2 awards in CII Southern Region Kaizen competition in medium scale process industry held online from 18-20th August 2020 in Supervisory and Operator category
- Company has achieved Gold Recognition for CII's Business Excellence Maturity Assessment 2020.
- Company's Ossein Division has been selected to receive Safety Awards in Medium Factories Category by the Department of Factories & Boilers.
- Gelatin Division & Ossein Division have successfully achieved the TPM Certification Assessment of STRONG COMMITMENT conducted by CII.

The following prestigious certifications are retained by your Company:

- European Directorate for the Quality of Medicines & Health (EDQM) Certificate for Gelatin Division
- CAPEXIL plant approval certificate for Ossein Division, Gelatin Division and Reva Division for the export of Ossein, Gelatin and Collagen Peptide.
- HACCP Certificate for Ossein Division for food safety.
- ISO 14001:2015 for Gelatin Division for Environment Management System

- ISO 9001:2015 for Quality Management System of the Company.
- FSSC 22000 V.5 Certification for Food Safety Management System for Gelatin Division.
- FSSAI Certification for manufacturing, import/export of Gelatin & Collagen Peptide
- WHO GMP Certification as per World Health Organisation/Codex for manufacture of Gelatin & Collagen Peptide
- Halal (MUI, IFANCA & JUM)/Kosher Certification for Gelatin and Collagen Peptide – JUM Halal for Ossein & Dicalcium Phosphate
- NABL Accreditation for in-house laboratory of Gelatin Division.
- ISO 45001:2018 Certification for Occupational, Health and Safety Standards for Gelatin Division and Ossein Division
- ISO 50001:2018 Certification for Energy management system for Gelatin Division & Ossein Division.

HEALTH, SAFETY AND ENVIRONMENT

Compliance with relevant regulations and effective management of the related issues is an integral part of the Company's philosophy.

1. Health and Safety

The Company is committed to protecting the health and safety of its employees. In addition to the Head (Health Safety & Environment) for the Company, each plant has a Safety Officer and Safety Committees which include representation from workmen and executives. The Committees meet regularly to review issues impacting plant safety and employee health. Regular health checkup of the employees is carried out through tie-up with reputed hospitals. Various training programs are conducted at the plant on health and safety issues including emergency preparedness, work safety, first-aid, etc. Both Ossein and Gelatin factories have received the ISO 45001-2018 certification, which is a testimony to the Company's commitment in this area.

The following were the major activities carried out during the year :-

- Plant operations of all units are being done as per government guidelines strictly adhering to COVID-19 protocol Migration audit to ISO 45001-2018 completed at both Ossein division and Gelatin Division
- Integration of ISO 14001-2015 certification audit completed at Gelatin division.
- External safety audit completed at Ossein and Gelatin Divisions.
- Action points identified based on experience at other factories of Nitta Gelatin Inc., Japan completed.

- Fire license renewed at Ossein and Gelatin Divisions
- Fire and safety audit have been conducted at Reva Division by the Safety officer of the Gujarat Government
- Mock drills conducted at Ossein, Reva and Gelatin Divisions.
- Safety day and Environmental day celebrations conducted at Ossein, Reva and Gelatin Divisions.
- TPM Certification Assessment-2021 of Strong Commitment by CII has been successfully completed by both Ossein and Gelatin Divisions.

2. Environment

The Company continuously endeavors to enhance Environmental Management and through all activities demonstrates its commitment to protect the environment. The factories of the Company are equipped with modern effluent treatment plants for treating and discharging treated water with parameters well within the norms laid down by the respective State Pollution Control Board. The emissions from the boilers and generator stacks are regularly monitored for compliance. Solid waste from operations is collected in a secured manner and disposed in authorized locations. Ambient air quality is monitored on regular basis and ensured for its compliance. Our ETP operations have been reinforced with the introduction of new equipment and technologies. Various energy saving measures and efficiency improvement activities were taken up during the year that reduced the consumption of fuels compared to previous years. Action plans have been drawn up to reduce consumption of water in the coming years. In the case of solid waste reduction, Company follows a structured action plan. A polymer house based facility using solar energy has been developed at the Company's Gelatin Division for drying the sludge emanating out of the operations leading to lower operating costs and carbon print. With a view to reduce the greenhouse effect, Company is focusing on greenery development at all its locations.

CORPORATE SOCIAL RESPONSIBILITY (CSR)

Your Company has formulated a well-structured Policy aimed at providing focus and direction to the various activities on CSR. The Company is committed to identifying and supporting programmes aimed at such of the sectors, a brief indication of which has been outlined in Annexure II forming part of this report. The CSR Policy can be accessed on the Company's website www.gelatin.in. The CSR projects undertaken by the Company are in accordance with Schedule VII of the Companies Act, 2013 which is given in the aforesaid annexure.

The total CSR expenditure incurred by the Company during the year of ₹ 15.45 Lakhs was in compliance with the statutory requirement of 2% of the average profit for the

last three years. A CSR Committee of the Board had during the course of the year been replaced by a Committee of Executives in line with relaxation introduced in the Company's Act, which acts in an advisory capacity with respect to policies and strategies that affect the Company's role as a socially responsible organization. The CSR Committee monitors the progress of the projects and ensures that the implementation of the projects is in compliance with the CSR objectives and Policy of the Company. The Annual Report on CSR activities is annexed herewith as **Annexure I** which in effect is the newly introduced Annexure II to the amended CSR Rules w.e.f. 01.04.2020.

POLICY FOR DETERMINING MATERIAL SUBSIDIARIES

In accordance with SEBI LODR Regulations, the Company's policy on materiality of subsidiaries specifying the criteria for determining the Material Subsidiaries is available in the Company website, www.gelatin.in. As per such criteria, the Company has no material subsidiary as of 1st April, 2020.

SUBSIDIARY COMPANY

BAMNI PROTEINS LIMITED

The annual production during the year in this subsidiary Company was 2201 MT of Ossein and 5090 MT of Di Calcium Phosphate as against 2385 MT of Ossein and 5440 MT of Di Calcium Phosphate during the previous year.

The operation of this subsidiary for the year under review has resulted in a pre-tax profit of ₹ 394.22 Lakhs (₹ 848.75 Lakhs in the previous year), post-tax profit of ₹ 307.47 Lakhs (₹ 627.82 Lakhs in the previous year) and other comprehensive income of ₹ 33.35 Lakhs (loss of ₹ 92.76 Lakhs) during the previous financial year.

In accordance with Section 129(3) of the Companies Act, 2013, a consolidated financial statement of the Company and its subsidiary Company has been prepared, which is forming part of the Annual Report.

The statement containing the salient features of the financial statement of the subsidiary under first proviso to Sub-Section (3) of Section 129 of the Act in Form AOC I is attached as Annexure II.

In accordance with fourth proviso of Section 136(1) of the Companies Act, 2013, the Annual Report of the Company containing therein its standalone and consolidated financial statements has been uploaded on the website of the Company, www.gelatin.in. Further as per the fourth proviso of the said section, the annual accounts of the Subsidiary Company and the related detailed information have also been uploaded on the website of the Company, www.gelatin.in.

Annual accounts of the Subsidiary Company and related

detailed information shall be made available to the Shareholders of the Company and Subsidiary Company seeking such information at any point of time. The annual accounts of the Subsidiary Company shall also be made available for inspection by any Shareholder at the Registered Office of the Company and Subsidiary Company concerned. Hard copy of details of accounts of Subsidiary shall be furnished to any Shareholder on demand. Further, pursuant to Indian Accounting Standard Ind AS 110 issued by the Institute of Chartered Accountants of India, consolidated financial statements presented by the Company include the financial information of its Subsidiary.

STATUTORY AUDITORS' REPORT

The delay in remittance of undisputed statutory dues as

pointed out by the Statutory Auditors in their report was within the extended time as permitted by the Employees Provident Fund organisation following the COVID-19 lockdown restrictions. Payment delay with respect to Water cess (Statutory dues outstanding for more than six months) was due to pendency of Order of assesment under the Water (Prevention Control of Pollution) Cess Act, 1977.

SECRETARIAL AUDITORS' REPORT - EXPLANATION TO OBSERVATIONS OF AUDIT

As prescribed under Section 204(1) of the Act, the Company has received the Secretarial Audit Report. The observations made therein and the corresponding explanations are given below:

Sl. No.	Observation	Management Reply
1.	As per Regulation 17(1)(b) of the SEBI (Listing Obligations and Disclosure Requirements) Regulations, 2015, 50% of the Board of Directors of Nitta Gelatin India shall be Independent Directors. There was one short of the required number of Independent Directors on the Board for the limited period between 19.03.21 to 31.03.21 consequent to the retirement of Dr. K. Cherian Varghese, Independent Director on 18.03.2021. The Company is advised to maintain the composition of Board of Directors at all point of time.	In the wake of the vacancy arising in the position of an Independent Director, the Company has time till the immediate next meeting of the Board or 3 months from the date of the vacancy whichever is later for conforming to such requirement of minimum no. of Independent Directors. That being the case, the Board of Directors shall have opportunity at their Accounts meeting to consider a proposal from Nomination & Remuneration Committee and approve the appointment of an Independent Director for filling the vacancy.
2.	Considering the retirement of Dr. K. Cherian Varghese on 18.03.21 and as a proactive measure, the Board of Directors at their meeting held on 29.01.21 had reconstituted the Stakeholders Relationship Committee (SRC) and Nomination and Remuneration Committee (NRC) with sufficient number of directors. However, Audit Committee (AC) has not been reconstituted with sufficient number of directors on the day. Hence, for the limited period between 19.03.21 to 31.03.21, the number of required ID in the Audit Committee was one short of the minimum required as per SEBI LODR.	Though the law prescribes a minimum no. of 3 Directors for the Audit Committee to be properly constituted, any interim vacancy need only to be filled before the Audit Committee meets again in a formal meeting. To that extent the Company shall be ensuring that the Audit Committee is properly constituted with the addition of a member, before the succeeding meeting.

COLLABORATORS

The Collaborators of your Company continue to be the relentless source of support and guidance for the Company in each of its key initiatives. Their patronage in areas of financial support, product development, marketing, quality improvement and training of personnel has contributed significantly to the growth of the Company. Nitta Gelatin Inc., Japan has provided guidance and considerable financial support for the scheme of revival of its Reva Division. Kerala State Industrial Development Corporation Ltd., the other promoter is equally supportive for development of your Company.

CONSERVATION OF ENERGY, TECHNOLOGY ABSORPTION, FOREIGN EXCHANGE EARNINGS AND OUTGO

The information as required under Section 134(3) (m) of the Companies Act, 2013, read with Rule 8(3) of the Companies (Accounts) Rules, 2014 is attached as **Annexure III.**

PARTICULARS OF EMPLOYEES AND RELATED DISCLOSURES

Disclosures pertaining to remuneration and other details as required under section 197(12) of the Act read with Rule 5(1) of The Companies (Appointment and Remuneration

of Managerial Personnel) Rules, 2014 are provided in the Annual Report as Annexure IV to this report.

The Annual Report excluding the details of employees receiving remuneration in excess of the limits prescribed under Section 197 of the Act 2013 read with Rule 5(2) of the Companies (Appointment and Remuneration of Managerial Personnel) Rules, 2014 is being sent to the shareholders of the Company in terms of first proviso to Section 136(1) of the Act 2013. The annexure is available for inspection at the Registered Office of the Company during business hours and any Shareholder interested in obtaining a copy of the said annexure may write to the Company Secretary at the Registered Office of the Company.

INTERNAL CONTROL SYSTEM

ADEQUACY OF INTERNAL CONTROL SYSTEMS

The Company has in place well defined and adequate internal controls commensurate with the size of the Company and the same were operating effectively throughout the year. The internal control systems operate through well documented Standard Operating Procedures, policies and process guidelines. These are designed to ensure that transactions are conducted and authorized within defined authority limit commensurate with the level of responsibility for each functional area. The Company's accounting and reporting guidelines ensure that transactions are recorded and reported in conformity with the generally accepted accounting principles.

The Company has engaged a professional firm of Accountants with long years of experience to carry out the internal audit function. The Company has not placed any limitation on the scope and authority of the internal audit function. The internal audit function evaluates the efficacy and adequacy of internal control systems, its compliance with operating systems and policies of the Company and accounting procedures at all locations of the Company. To maintain its objectivity, effectiveness and independence, internal audit is being carried out on a quarterly basis and reports thereon, along with the remarks of the process owners on each of the observations of audit are placed before the Audit Committee of the Board. The Audit Committee reviews each of the internal audit reports as a separate item of agenda along with the internal/statutory auditors and the management representatives wherein the Committee gives their advice/suggestions on the audit points. Based on the report of the internal audit as well as the observations of the Audit Committee the process owners undertake requisite corrective action in their respective areas thereby further strengthening the control systems. Action Taken Reports are also reviewed by the Audit Committee for each actionable item. The minutes of the Audit Committee are reviewed by the Board of Directors.

INTERNAL CONTROLS OF FINANCIAL REPORTING

The Company has in place adequate financial controls commensurate with the size, scale and complexity of its operations. During the year, such controls were tested by the management and no reportable material weakness in the design or operations was observed. The Company has policies and procedures in place for ensuring proper and efficient conduct of its business, safeguarding of its assets, prevention and detection of frauds and errors, accuracy and completeness of the accounting records and timely preparation of reliable financial information.

The Company has adopted accounting policies which are in line with the Accounting Standards and the Companies Act and with the generally accepted accounting principles in India. Changes in policies, if required, are made in consultation with the auditors and are approved by the Audit Committee.

The Board is of the view that appropriate procedures and controls are operating effectively and monitoring procedures are in place.

RISK MANAGEMENT POLICY

The Board of Directors of the Company has entrusted the management of the Company to evaluate and manage various risks faced by the Company and appropriately apprise the Board periodically. Accordingly, the management has constituted a Risk Management Committee comprising of Senior Management Personnel to develop and implement a Risk Management Policy including identification therein of elements of risks which in the opinion of the Board may impact the operations of the Company. The Board of Directors reviews the evaluation of risks and the mitigation measures taken by the Company in managing such risks to sustain the operations of the Company for the foreseeable future. Some of the key risk areas identified for mitigation and corrective action include

- Crushed Bone availability and pricing patterns,
- impact of the high cost of Crushed Bone on the cost of production,
- safety and security policies of the Company,
- succession planning for key executives,
- impact of the National Green Tribunal's Orders,
- significant litigation against the Company having material financial impacts,
- moves of competitors,
- water scarcity for operational requirements,
- emergence of alternate substitutes for the products of the Company,
- adverse forex rate fluctuations,
- risk of losing pricing premium commanded by the Company due to emergence of alternate Halal certifications
- sustaining operations in lockdown conditions with minimal disruption etc.

MATERIAL POST BALANCE SHEET EVENTS

There is no significant material post balance sheet event.

APPLICABILITY OF COST AUDIT REQUIREMENTS

As per the Company's (Cost Records and Audit) Rules 2014, the Company's products are not covered under Cost Audit and the Company maintains the relevant cost records for the products for which the maintenance of cost record is required as per the above Rules.

RESPONSIBILITY STATEMENT OF DIRECTORS

To the best of their knowledge and belief and according to the information and explanations obtained by them, your Directors make the following statements in terms of Section 134 of the Companies Act, 2013:

- a) that in the preparation of the annual accounts for the year ended 31st March, 2021, the applicable Indian Accounting Standards have been followed along with proper explanation relating to material departures, if any;
- b) that they had selected such accounting policies as mentioned in Note 1 of the notes to the Financial Statements and applied them consistently and made judgments and estimates that are reasonable and prudent so as to give a true and fair view of the state of affairs of the Company as at 31st March 2021 and of the profit of the Company for the year ended on that date;
- c) that they have taken proper and sufficient care for the maintenance of adequate accounting records in accordance with the provisions of the Companies Act, 2013 for safeguarding the assets of the Company and for preventing and detecting fraud and other irregularities;
- d) that they had prepared the annual accounts on a going concern basis;
- e) that proper internal financial controls laid down by the Directors were followed by the Company and such internal financial controls are adequate and were operating effectively; and
- f) that they had devised proper systems to ensure compliance with the provisions of all applicable laws and that such systems were adequate and operating effectively.

RELATED PARTY TRANSACTIONS

The Company has formulated a policy on Related Party Transactions which is in line with the relevant provisions of the Companies Act and as well as SEBI (LODR) Regulations. The said policy as approved by the Board is available in the Company website www.gelatin.in. As per the said policy, prior omnibus approval of the Audit Committee is obtained on a quarterly basis for all the Related Party Transactions which are of a foreseen and

repetitive nature. All Related Party Transactions actually that have taken place are subsequently reviewed by the Audit Committee on a quarterly basis in comparison with the conditions of omnibus approval and are recommended to the Board for approval. Additionally, Material Related Party Transactions foreseen in the year ahead were approved by the members. Particulars of contracts of arrangements with Related Parties referred to in sub section 1 of Section 188 read with Rule 8(2) of the (Companies Accounts) Rules, 2014 are attached in Form No. AOC 2 as **Annexure V**.

MANAGEMENT DISCUSSION AND ANALYSIS REPORT

Management Discussion and Analysis Report for the year under review as stipulated under SEBI (LODR) Regulations is presented in a separate section forming part of this Annual Report.

CORPORATE GOVERNANCE

The Company has complied with the corporate governance requirements under the Companies Act, 2013, and as stipulated under the SEBI (LODR) Regulations. A separate section on corporate governance under the Regulation, along with a certificate from the auditors confirming the compliance, is annexed and forms part of the Annual Report.

CONSOLIDATED FINANCIAL STATEMENTS

The Consolidated Financial Statements have been prepared in accordance with the provisions of Schedule III of the Companies Act, 2013 and Indian Accounting Standards IND AS 110 and other applicable Accounting Standards issued by the Institute of Chartered Accountants of India and the provisions of the SEBI (LODR) Regulations and form part of the Annual Report.

DIRECTORS

Mr. M. G. Rajamanickam IAS ceased to be Nominee Director on 28.05.2020 upon withdrawal of his nomination by KSIDC. Whereafter, Mr. S. Harikishore IAS was appointed as Nominee Director on 28.05.2020 by KSIDC. On 19.10.2020, Mr. S. Harikishore IAS ceased to be Nominee Director and was succeeded by Mr. M. G. Rajamanickam IAS as Nominee Director of KSIDC.

Dr. K. Cherian Varghese ceased to hold office on 18.03.2021 on completion of his tenure as Independent Director.

The Board of Directors had constituted a Nomination and Remuneration Committee (NRC) consisting of three Directors which until vacation of office by Dr. K. Cherian Varghese comprised besides him, Mr. E. Nandakumar and Mr. Yoichiro Sakuma. In the wake of retirement of Dr. K. Cherian Varghese, the Board at the meeting dated 29.01.2021 reconstituted the NRC by induction of Mrs. Radha Unni as an additional member. Accordingly,

the said Committee as on date, has the following members:

1. Mr. E. Nandakumar
2. Mr. Yoichiro Sakuma
3. Mrs. Radha Unni

The terms of reference of the NRC are as follows:-

1. The NRC shall identify persons who are qualified to become Directors and who may be appointed in senior management in accordance with the criteria laid down, recommend to the Board their appointment and removal and shall carry out evaluation of every Director's performance.
2. The NRC formulates the criteria for determining qualifications, positive attributes and independence of a Director for recommending to the Board and also a policy relating to the remuneration for the Directors, Key Managerial Personnel and senior management personnel meaning thereby employees of the Company who are members of core management excluding Board of Directors. This would comprise all members of management one level below the Executive Directors, including all functional heads.
3. The NRC formulates the Remuneration policy to ensure that:- the level and composition of remuneration is reasonable and sufficient to attract, retain and motivate personnel as are herein referred at (2) above of the quality required to run the Company successfully; relationship of remuneration to performance is clear and meets appropriate performance benchmarks; and remuneration to Whole-time Directors, key managerial personnel and senior management involves a balance between fixed and incentive pay reflecting short and long-term performance objectives appropriate to the working of the Company and its goals.

During the financial year, the Nomination and Remuneration Committee met on 27.01.2021 adjourned and held on 28.01.2021.

KEY MANAGERIAL PERSONNEL

Rule 8(5)(iii) of Companies (Accounts) Rules, 2014 prescribes that Report of Directors should contain details of Directors and Key Managerial Personnel. Therefore, in addition to the details of Directors herein above given, it is brought to the notice of shareholders that Mr. P. Sahasranaman and Mr. G. Rajesh Kurup continue as Chief Financial Officer (CFO) and Company Secretary (CS) respectively.

BOARD EVALUATION

The Companies Amendment Act, 2015 prescribes that there shall be a meeting of Independent Directors during each of the financial years. Accordingly, the Independent Directors who met on 29.01.2021 evaluated the performance of the Directors other than themselves which are followed by an evaluation made by the Board in the presence of the Chairman at their Meeting held on

that date. The evaluation found each of the Directors to have requisite qualification, expertise and track record for performance of their duties as envisaged by law.

MEETINGS

The Board of Directors met 4 (Four) times during the financial year 2020-21. The details of the Board meetings and the attendance of the Directors are provided in the Corporate Governance Report. The intervening time gap between the two consecutive meetings was within the period prescribed under the Companies Act, 2013.

COMPOSITION OF AUDIT COMMITTEE

The Audit Committee had during the year Mrs. Radha Unni as Chairperson, with Dr. K. Cherian Varghese and Mr. E. Nandakumar as members More details on the Committee are given in the Corporate Governance Report.

VIGIL MECHANISM

The Company has established a vigil mechanism for Directors and employees to report genuine concerns, while providing for adequate safeguards against victimization, providing direct access to chairperson of Audit Committee, the details regarding which have also been given in the Company's official website.

DISCLOSURE UNDER SEXUAL HARASSMENT OF WOMEN AT WORKPLACE (PREVENTION, PROHIBITION AND REDRESSAL) ACT, 2013

Your Company has always believed in providing a safe and harassment free workplace for every individual working and associating with the Company, through various interventions and practices. The Company always endeavors to create and provide an environment that is free from discrimination and harassment including sexual harassment. A four member Internal Complaints Committee (ICC) is constituted with three lady employees and one lady NGO member. ICC is responsible for redressal of complaints relating to sexual harassment, as envisaged under the provisions of Act and Rules. Hither to no complaints were received by ICC.

PREVENTION OF INSIDER TRADING

The Company has adopted a Code of Conduct for Prevention of Insider Trading with a view to regulate trading in securities by the Directors and designated employees of the Company and other Connected Persons with in the meaning of the concerned SEBI Regulation. The Code requires pre-clearance for dealing in the Company's shares and prohibits the purchase or sale of Company shares by the Directors and the designated employees who have access to unpublished price sensitive information in relation to the Company and during the period when the Trading Window is closed. The Board is responsible for implementation of the Code.

STATUTORY AUDITORS

M/s. Walker Chandio & Co. LLP (WCC LLP) Chartered Accountants (Firm Registration No. 001076N/N500013)

who were appointed as Statutory Auditors of the Company for a 5 year term at the Annual General Meeting in the year 2017 continues to hold office, while such appointment for the remaining period for the 5 year term, were ratified at the Annual General Meeting in the year 2020. Hence no specific item regarding the appointment is put up for transaction at the forth coming Annual General Meeting and the Notice for the Meeting makes no such mention as part of Ordinary Business.

SECRETARIAL AUDIT

Pursuant to the provisions of the Section 204 of the Companies Act, 2013 and The Companies (Appointment and Remuneration of Managerial Personnel) Rules 2014, the Company has appointed Mr. Abhilash Nedyiall Abraham. (CP No. 14524, M.No. F10876), Company Secretary-in-practice to undertake the Secretarial Audit of the Company. The Secretarial Audit Report is annexed herewith as **Annexure VI**.

ANNUAL RETURN

The Company has a website <https://www.gelatin.in> where the annual return of the Company will be published complying with the provisions of Section 134 (3) (a) of the Companies Act 2013.

ACKNOWLEDGMENT

Your Directors are thankful to the esteemed Shareholders for their continued patronage and the confidence reposed on the Company and its management. Your Directors place on record its sincere appreciation for the support and assistance extended by the State Government and The Kerala State Industrial Development Corporation Ltd. The Board takes this opportunity to extend their whole hearted gratitude to M/s. Nitta Gelatin Inc., Japan, for their timely and valuable guidance and inspiration. Your Board places on record its sincere appreciation for the significant contributions made by employees across the Company through their dedication and commitment during a very challenging year. On this occasion, your Board thanks all the customers, suppliers, bankers and other associates for their unstinted co-operation.

For and on behalf of the Board of Directors

Kochi	Dr. K. Ellangovan IAS
07.05.2021	Chairman
	DIN: 05272476

MANAGEMENT DISCUSSION AND ANALYSIS REPORT

COVID-19 has shaken the global economy and has badly affected the Indian economy. Fortunately, amid all the COVID-19 induced gloom, India's pharma exports have clocked an impressive growth of over 18% for financial year ended March 31, 2021. Exports have crossed the \$24 billion mark for the first time to touch \$24.44 billion. The growth came at a time when the global pharma market

was reeling from negative growth of around 1-2 % in 2020 (source: Pharmexcil). In financial year 2019-20, pharma exports stood at \$20.6 billion, a growth of nearly 8% over the previous fiscal. This is the second highest growth to be recorded in pharma exports post 2012-13.

At present, India is the largest provider of generic drugs globally. Indian pharma companies cater to over half of the global demand for various vaccines along with 40 percent of generic drugs demand in the US. Gelatin being a pharmaceutical excipient for making capsules, tablet binding etc., the growth in the pharmaceutical market is a boost to the gelatin demand.

Based on Grandview Research's market assessment, the global gelatin market demand is projected to expand at a volume-based CAGR of 5.9% from 2020 to 2027. Increasing demand for convenience and functional food and beverage products, coupled with its augmented use in the pharmaceutical application, is anticipated to drive the market demand over the forecast period. The global demand for gelatin for food and pharma is continuing in its growth phase. The capsule and confectionery market is growing worldwide and gelatin is an inevitable ingredient in pharma and many foods. The market for Gelatin is projected to exceed 480,000 metric tons by 2022, driven by widening applications in food, pharma and nutritional products.

Gelatin is the popular excipient in empty capsules and softgel capsules. Capsules are the second most preferred delivery format. Capsules contributes 13% of dosage forms of the new drugs approved by FDA in 2020. The empty capsule market size is projected to grow at a CAGR of 7.4% and reach USD 2.79 billion by 2023, while, the global softgel capsules market is expected to reach \$316.6 billion by 2025 at a CAGR of 5.4%. Softgels make up 25 percent of the total market for nutritional supplements and are the second most-prevalent dosage form behind tablets. They can be used to deliver oils and oil-soluble materials, such as omega-3s, vitamin E and carotenoids; and offer advantages in tolerability, ease of swallowing, assimilation and potency. Although animal gelatin-based shells are most common, vegetarian alternatives are on the rise. Great strides have been made with challenges such as oxidation, shelf stability and cost-effectiveness in the quality of gelatin.

The major factors driving the growth of this market include the growing adoption of capsule formulations, growth of the pharmaceutical market along with the increasing R&D activities and clinical trials, and advancements in capsule delivery technologies. Gelatin capsules hold major market share in empty capsule markets. Gelatin provides rapid drug release and excellent oxygen barrier and hence are preferred for manufacturing capsule shells. Based on release profile need for molecules, capsules are designed

as immediate-release, sustained-release and delayed-release capsules. Immediate-release capsules are the most commonly prescribed capsules to treat a wide range of diseases and disorders. Other than pharma industry, capsules are being used by the Nutraceutical industry, Cosmetic industry, and research laboratories. The growth in pharmaceutical industry is driving the gelatin business. Europe and North America are expected to gain significant market share in revenue terms for softgel capsules market by 2026 end. Moreover, the softgel capsules market in Asian countries is projected to exhibit lucrative growth during the forecast period.

As per Grandview Market Research, the global Collagen Peptide market demand is estimated to grow at a CAGR of 5.9% from 2020 to 2027. Globally, it is estimated that currently around 65000MT Collagen Peptide being manufactured annually.

Collagen Peptide finds extensive application in the healthcare industry. The food and beverage industry is expected to be a major contributor to the rising demand for gelatin and hydrolyzed collagen. The product is an essential protein for the human body and has multiple nutritional, skin, and health benefits.

Demand for the product is expected to surge due to growing end-use applications, changing consumer preferences and lifestyles, increasing disposable income, and rising awareness regarding health and personal care in developing economies of Asia Pacific, including China, India, and South East Asia.

Collagen peptide being a nutritional supplement is used as a functional food ingredient for promoting bone and joint health, beauty from within, sports performance and healthy aging. Over the last few years, consumer awareness about healthy food products has been fueling the collagen peptide market for nutritive food products. Consumers are increasingly focusing on healthy aging, not only to increase their life expectancy but also to prevent and postpone the onset of diet and bone-related diseases.

It is blended in various drinks, shakes, smoothies, and ice creams to give an anti-inflammatory protein boost, as the ingredient has the tendency to dissolve in the cold liquid medium easily. Collagen Peptide has good organoleptic properties, taste, and is odor-free, while at the same time enabling the food product to maintain its organoleptic characteristics. It is used in various formulations due to its property to mix and blend with other food forms.

SEGMENT-WISE PERFORMANCE

Gelatin demand in India has shown growth for pharmaceutical applications. The gelatin demand for both hard gelatin capsules and soft gelatin capsules is growing due to growth in pharmaceutical industry. Company was able to operate its gelatin plant at its full capacity during

the year 2020-21. Lockdown due to COVID-19 affected sales during March-April'20, due to lockdown control measures although Company was given permission to operate, being a supplier to essential products. Even as COVID-19 hits industries across the spectrum, Company has witnessed a robust demand for its Gelatin with the onset of the pandemic. The uptick was a result of the rising demand for immunity and wellness products, in which Gelatin and Collagen Peptide are key ingredients in the domestic as well as overseas markets

As the Indian gelatin industry caters to the pharmaceutical and nutraceutical sectors, there is a strong demand for Gelatin. Drop in production in some countries impacted by COVID-19 also supported demand growth. The increase in demand for many immunity-building products like nutritional supplements is one of the growth drivers for the surging demand.

During lockdown period, the sales of Collagen Peptide was affected due to drop in prescription sales, closure of fitness centers etc.

Exports

Export of Ossein to Japan during the year 2020-21 was restricted due to shortage in raw material. Export volume dropped by almost 18% while revenue drop was 2% compared to previous year due to better prices. In the case of Gelatin, exports for the year stood 43% higher than the previous fiscal. The demand was stable. Collagen Peptide export revenue was 130% higher than the previous year due to demand from Korean beauty market after launch of Health claim product, higher price realization and favorable exchange rate. Raw material scarcity was a major issue in 2019 and 2020. The average USD/INR exchange rate for the year 2020-21 was 73.75 as against 70.36 for the previous financial year.

Domestic Market

The domestic demand for Gelatin is showing a steady growth trend as India is strengthening its identity as a pharma manufacturing hub. The competition from imports was higher especially from Chinese based cheaper gelatin. We were able to maintain the sales. Domestic sale of Collagen Peptide dropped significantly due to slowdown in demand by the customers as COVID-19 lockdown and restrictions significantly impacted sales through prescription channel and fitness centers. The non-availability of competitive raw material for Fish Collagen Peptide is continuing and poses a challenge for market expansion. To ensure quality product, Company depends on imported raw materials for manufacturing Fish Collagen Peptide. The poultry industry saw slow down due to various reasons like flood, feed price increase, fake news on spread of corona virus through chicken, COVID-19 related lockdown and restriction etc. It affected the demand for DiCalcium Phosphate (DCP) in the first

half of 2020-21. Recovery in the second half of 2020-21 helped the Company to catch up on revenue with a marginal deficit of 2% compared to 2019-20. However, threat from imports of MCP is still looming.

OPPORTUNITIES AND CHALLENGES

Growing Pharma Market in India

India is on its way to become the world's pharma hub. The COVID-19 pandemic might have pushed several economies and business to the brink, but what stood strong at such a crucial period was India's pharmaceutical industry.

As the Pharma sector grows, Gelatin demand is likely to continue hand in hand. Gelatin is the preferred excipient for Pharma industry. Gelatin capsule industry consumes roughly 90-95% of all bovine bone gelatin production in India and as per the latest estimates about 750 billion gelatin capsules, both soft and hard, were produced.

Indian pharma companies are focusing on regulated markets and such markets demand capsules with excellent quality and dissolution properties. Hence gelatin manufacturers are focusing on providing superior quality gelatin. The endeavor to make special grade of gelatin has given birth to products like Gelatin with reduced cross linking for long shelf life capsules, gelatin for capsules with faster and delayed disintegration properties, Gelatin for enteric capsules etc. Manufacturers are continuing their efforts to add value to Gelatin and try to be more relevant in line with the changing industry norms.

Expanding Indian Nutraceutical Industry

Global nutraceutical companies are keen to invest in India as pandemic opens up avenues to boost immunity in varied delivery forms. This comes after the Union government approved 100 per cent foreign direct investment (FDI) in nutraceutical manufacturing sector via the automatic route. It allows entities to market through wholesale, retail, or e-commerce platform. Further, the pandemic phase has found considerable relevance to immunity boosters and naturally derived foods. In addition, India holds promise for exploring delivery of nutraceutical formulations in varied forms of liquids, capsules, tablets, chewable gummies etc.

International companies want to access the Indian market swiftly and responsible evidence-based nutrition is at the center of all these conversations. International Trade Administration, Department of Commerce, United States Report estimates Indian Nutraceutical market to grow from the current \$4 billion to \$18 billion by 2025. Currently, India imports US\$ 2.7 billion worth of Nutraceuticals.

Growth and establishment of Nutraceutical industry in India is likely to support growth of Collagen Peptide business. Collagen Peptide is the trending ingredient for new product developments for Healthy Ageing, Beauty

From within, Women's Health, Fitness nutrition etc. The need for ingredient which has multiple health benefits and sufficient clinical evidence cannot be avoided by the industry. This opens up ample opportunities for Company's Wellnex range of products. A greater focus on health consciousness is leading to an increase in consumer spend on nutritional supplements to boost immunity and support their overall health.

Collagen protein is a blockbuster ingredient in the Nutraceutical industry. Once considered as a cheap protein, it is now gaining popularity due to its functional benefits in skincare, bone and joint health and sport nutrition. Collagen derived peptides are one of the key ingredients in the Nutraceutical formulations in these segments. Several studies are going on to explore other potential benefits of Collagen derived bioactive peptides. Considering the immense potential of Collagen Peptide several manufacturers have already scaled up their manufacturing facilities.

Raw Material Sourcing Challenges intensified after COVID-19

Although the market outlook is encouraging, the challenges in the supply chain are a major concern. Company has been hit by the shortage of bovine bones, a major raw material, due to lockdown related restrictions. The availability has declined by 30 percent, which in turn resulted in more than 30% increase in its cost. But the Company ensured that the Gelatin plant is operated to its full capacity, even at the cost of compromising on the sales of some of the other product lines so that the availability of medicines in the form of capsules to end consumers is not adversely affected.

Post lockdown, the tourism and hotel industry were badly affected which reduced domestic meat consumption and slaughtering. Meat export also dropped due to lockdown, shortage of manpower and transportation bottlenecks during the lock down. These factors affect the raw material availability.

Company is exploring other possible ways, like import of bones, alternate raw materials like Hide etc., to ensure raw material availability and sustained operation. As Hide demand for leather fashion and car seat industry is dwindling, suppliers are keen to divert them for usage in gelatin industry. Since this is a cost effective raw material compared to bones, its development is of high priority for the Company.

REDUCING CARBON FOOT PRINT

The activities towards Carbon foot print reduction done during year 2020-21 are as under :

1. Ossein Division-
 - a. Installed conventional biogas generation system reducing furnace oil consumption.
 - b. Specific Power reduced by 50 units/MT of CB form

2019-20 through improved motor efficiencies, installing LED lights etc.

2. Gelatin Division-
 - a. Specific power consumption reduced by 100 units/MT of Gelatin from 2019-20 through installation of high efficiency motors, improved consumption efficiency, installation of LED lights etc.
3. Online meetings - Inter division travels by employees for meetings avoided by usage of digital media for conducting online meetings.

Even though COVID-19 lock downs has impacted the availability of carbon neutral fuels in the initial periods of 2020-21, Company could reduce 2149 MT of CO2 generation compared to 2017-18 levels from Fossil Fuel reduction.

For 2021-22 major initiatives are further reduction in specific fuel & Power consumption by means of efficiency improvement, improved Boiler Steam generation efficiencies at GD, etc.

OUTLOOK

We have never seen before a near shut down of the modern global economy in the setting of an ongoing pandemic and restoring normalcy is going to be a massive challenge. As geographies experience continued COVID-19 case growth, it is likely that restrictions will be imposed on movement of men and materials, to attempt to stop or slow the progression of the disease. This will almost certainly drive a sharp reduction in demand for goods and services, which in turn will lower economic growth this year. Demand recovery will depend on a slowing of the spread of the disease. Demand may also return if the disease's fatality ratio becomes lower than what we are currently seeing. We may in our sector see delayed demand. In supplements industry, Collagen peptide customers may put off discretionary spending because of the pandemic but will purchase such items later or look for less expensive products, once the fear subsides and confidence returns. In addition to facing consumer-demand headwinds, Company will need to navigate supply-chain challenges, raw material availability and ensuring continuous operations.

The Board has reasonable expectation that the Company will be able to continue the operation and meets its liabilities as they fall due over the period of assessment.

The novel Coronavirus (COVID-19) has compromised many companies over their production activities due to lockdown. Gelatin being a pharmaceutical excipient comes under essential goods and hence operations were allowed by government. However, limited supporting factors like raw material availability, manpower, transportation and limited operations in the supply chain are expected to impact the business.

Although various cost control measures have yielded benefits, the same was neutralised by regular increase in raw material cost. During the course of the financial year, crushed bone cost increased significantly by 27%. At the same time quality of raw material is deteriorating adding to increase in processing cost. The Company is putting efforts to minimize the impact of raw material price escalation through various business excellence initiatives under "PRISM" and cost reduction initiatives. Such initiatives are helping the Company to stay competitive in the industry.

The demand for Gelatin, Collagen Peptide and Di Calcium Phosphate is likely to grow at an attractive rate. Company's focus is to ensure continuity in operation in the next financial year to meet the growing demand. Company is acting on sustainability of operations through various operational excellence initiatives. The Company is striving towards realizing its vision of emerging as among the world's best gelatin manufacturing facilities through the implementation of a systematic operational excellence initiative. Cost reduction activities are being strengthened to become a cost competitive bone gelatin manufacturer in the future.

The Company is making efforts to commercialize value added and new products to pave the path for faster growth. Considering the demand for Gelatin & Collagen Peptide, the Company is also evaluating the scope of expanding its production capacities for Gelatin and Collagen Peptide.

FINANCIAL PERFORMANCE

The financial results of operations of your Company for the year under review are detailed under the caption performance forming part of the Directors' Report. As per the same, the Company's operations have resulted in a pre-tax profit of ₹ 24.33 Crores for the current year as against pre-tax profit of ₹ 6.87 Crores for the previous financial year. The post-tax profit for the current year is ₹ 17.90 Crores as against post tax of ₹ 7.89 Crores for 2019-20. Other comprehensive income (net of tax) for the current year is ₹ 4.29 Crores as against other comprehensive loss of ₹ 5.88 Crores for the previous year. The increase in other comprehensive income during the year is attributable to the mark-to-market profits on account of forward foreign exchange contracts for export receivables in USD. Last year there was a loss on account of the sharp weakening of the Rupee against USD in the month of March 2020 following the COVID-19 pandemic.

During the year, the Company has continued its efforts to optimize financial costs through availing loans in foreign currency thereby resulting in substantial reduction of financial costs.

The basic and diluted earnings per share during the year was profit of ₹ 19.72 per share as against - ₹ 8.70 per share during the previous fiscal year.

HUMAN RESOURCES DEVELOPMENT

The Company undertook the following HR initiatives during the financial year:-

1. **Competency Development Programme:** Further to the competency assessments that were conducted, the Company kick-started a few initiatives to bridge the gaps identified in the competencies of employees for handling higher responsibilities through
 - a. **Online programmes:** The Company engaged Loyola Institute of Business Administration to deliver online classroom training for its Managers. Twelve training modules that cater to the gaps identified in 15 competencies have been rolled out across all divisions, targeting 64 employees. The programme prescribes a blended learning approach involving self-learning, interactive classroom sessions, summative assessment tools such as quizzes and practical evaluation sessions in the form of assignments.
 - b. **E-learning courses:** The Company prescribed e-learning modules from Udemy to help employees utilise the time available during Work-from-Home created by lockdowns following COVID-19 pandemic and to enhance their learning through new methods. Courses prescribed include Process Capability Analysis, Lean Leadership, Lean Culture & Lean Management, Strategy Unplugged and Mind Mapping.
 - c. **Presentation Skills Assessment & Training:** The Company conducted an assessment of the Presentation Skills of the Senior Executives at Reva Division and kick-started a blended learning training programme for the employees using online courses and coaching.
2. **Skill Assessment and Development for Workmen:** The Company conducted skill assessment of workers belonging to all disciplines in the following categories: Job Knowledge
Danger Identification
Abnormality Identification and
5S Awareness.

In-house training modules have been developed and are being rolled out for those workmen who have gaps in the skills mentioned.
3. **Kirkpatrick Evaluation Method:** The Company has rolled out the Kirkpatrick Evaluation Methodology to assess the effectiveness of training programmes. The method assesses the impact that each programme has had on the employees at three phases and ensures conduct of due diligence prior to the conduct of each programme.
4. **Mentorship Programme:** The Company rolled out a programme to help future leaders connect with the senior executives through mentorship. Mentors and mentees meet informally to help the transfer knowledge across generations and to help professional development of the mentees through support and guidance provided by the mentors.
5. **Health & Wellness Programme:** The following programmes were conducted with the objective of helping employees to enhance their health, wellness and to promote better engagement among employees.
 - a. **Yoga and Holistic Diet:** Online Yoga classes were conducted to teach employees basic yoga postures and to guide them through better dietary habits by engaging Dr. Rethish Kumar, a renowned Yoga practitioner who is also specialized in lifestyle diseases and dietary habits. An average of 37 people participated in each session and the programme was extended to facilitate the participation of employees' family members also.
 - b. **Badminton Courts:** The Company approved construction of badminton courts at both Gelatin and Ossein Divisions for employees to aid their fitness and recreation. Construction of the court at Ossein Division has been completed and is in progress at Gelatin Division.
 - c. **COVID-19 Awareness Sessions:** The Company conducted online sessions by engaging reputed experts to spread awareness among employees about COVID-19 pandemic and to help employees and families protect themselves better against the disease.
6. **Vision-Mission-Values:** The Company conducted programmes to help the employees imbibe the Vision, Mission and Values of the organisation.
 - a. **Instructor-led Online Sessions:** Online sessions were conducted for management staff using MS Teams to spread awareness about Vision, Mission and Values.
 - b. **Competitions:** Competitions are being conducted to help employees think more about the influence of each value in their personal and professional lives and to engage them better in the VMV programme.
7. **Public Relations**
 - a. **Social Media Outreach:** The Company has formed a Social Media Team that manages and spreads online content that promote a positive image of the organisation within both among the employees and the community outside. Channels have been created on YouTube, Facebook and Twitter and content that portray Company in a positive light, which celebrate the successes of its employees, their family members and well-wishers, are regularly shared on the same.

- b. COVID-19 Awareness Sessions: Similar to the sessions conducted for the employees, the Company also conducted awareness sessions for the public and for local Panchayath leaders to help aid in the successful handling of this pandemic.
- c. Yoga sessions: In order to promote a healthier lifestyle among the youth, school students from local schools and their parents as well as the general public were given yoga training by Dr. Rethish Kumar.
- d. Organic Farming promotion: In order to promote organic farming practices in the locality, the Company has included over 50 farmers from around the Company premises in their subsidised bone-meal distribution program.
8. Coaching programme: The Company has engaged an organisation called We3Coaches to deliver coaching programme to one of its senior executives as a pilot session. If found successful, this programme shall be rolled out to more senior executives.
9. Talent Dialogue: The Company had conducted Talent Dialogue sessions for all management staff in the previous year. This has been extended to the workmen this year and the same is in progress.

KEY FINANCIAL RATIOS

Details of significant changes (i.e. change of 25% or more as compared to the immediately previous financial year) in key financial ratios, along with detailed explanations thereof, including:

Key Ratios with a variance of more than 25 % compared to the previous year

Key Ratio	2020-21	2019-20	Change	Change %	Reason for Variance
Interest Coverage Ratio	2.92	1.91	1.01	52%	Increase in Profit due to higher realisation of Sales and favourable interest rates have increased the profitability and interest coverage ratios for the year.
Operating Profit Margin	7.0%	4.0%	3.0%	75%	Increase in Profit due to higher realisation of Sales and favourable interest rates have increased the profit margin for the year.
Net Profit Margin	5.1%	2.7%	2.4%	88%	Increase in Profit due to higher realisation of Sales and favourable interest rates have increased the profit margin for the year.
Return on Networth	11.0%	5.5%	5.5%	99%	Increase in Profit due to higher realisation of Sales and favourable interest rates have increased the profit margin for the year.

CAUTIONARY STATEMENT

The Management Discussion and Analysis Report containing your Company's objectives, projections, estimates and expectation may constitute certain statements which are forward looking within the meaning of the applicable Laws and Regulations. Actual results may differ materially from those expressed or implied in the statements. Your Company's operations may inter-alia be affected by the supply and demand situation, input price and availability, changes in Government Regulations, Tax Laws, foreign exchange rate fluctuations and other factors. The Company cannot guarantee the accuracy of

assumptions and perceived performance of the Company for the future.

The Management believes that the strategic direction of your Company is sound and will fulfill the Shareholders' expectations, both short term and long term.

For and on behalf of the Board of Directors,

Kochi
07.05.2021

Dr. K. ELLANGO VAN IAS
CHAIRMAN
(DIN:05272476)

ANNEXURE I

ANNUAL REPORT ON CSR ACTIVITIES FOR FINANCIAL YEAR COMMENCING ON OR AFTER 1ST DAY OF APRIL, 2020

1. Brief outline on CSR Policy of the Company:

- Empowerment of the disadvantaged/weaker sections of the society through education, skill development etc.;
- Providing basic necessities like healthcare, drinking water & sanitation;
- Supporting environmental and ecological balance through afforestation, soil conservation, conservation of flora and similar programmes;
- Promotion of sports through training of sports persons;
- Rural development projects; etc.

2. Composition of CSR Committee: As per Section 135(9), the Company has discontinued to have a Sub-Committee of the Board and preferred a Committee of functional Executives.

3. Provide the web-link where Composition of CSR Committee, CSR Policy and CSR projects approved by the Board are disclosed on the website of the Company: <http://www.gelatin.in/>

4. Provide the details of Impact assessment of CSR projects carried out in pursuance of Sub-Rule (3) of Rule 8 of the Companies (Corporate Social Responsibility Policy) Rules, 2014, if applicable (attach the report): N.A.

5. Details of the amount available for set off in pursuance of Sub- Rule (3) of Rule 7 of the Companies (Corporate

Social Responsibility Policy) Rules, 2014 and amount required for set off for the financial year, if any: N.A.

6. Average net profit of the Company as per Section 135(5).

Particulars	Amount (₹ in Lakhs)
Profit/(Loss) before taxes F Y 2017-18	1,073.68
Profit/(Loss) before taxes F Y 2018-19	(366.52)
Profit/(Loss) before taxes F Y 2019-20	687.93
Average Profit/(Loss) before taxes for the last 3 years	465.03

7. (a) Two percent of average net profit of the Company as per Section 135(5) – ₹ 9.30 Lakhs

(b) Surplus arising out of the CSR projects or programmes or activities of the previous financial years - N.A.

(c) Amount required to be set off for the financial year, if any - N.A.

(d) Total CSR obligation for the financial year (7a+7b-7c) - ₹ 9.30 Lakhs

8. (a) CSR amount spent or unspent for the financial year:

Total Amount Spent for the Financial Year (₹ in Lakhs)	Amount Unspent (₹ in Lakhs)				
	Total Amount transferred to Unspent CSR Account as per Section 135(6)		Amount transferred to any fund specified under Schedule VII as per second proviso to section 135(5).		
	Amount	Date of transfer	Name of the Fund Amount	Amount	Date of Transfer
15.45	Nil	Nil	Nil	Nil	Nil

(b) Details of CSR amount spent against ongoing projects for the financial year: **N. A.**

(c) Details of CSR amount spent other than ongoing projects for the financial year:

(1)	(2)	(3)	(4)	(5)		(6)	(7)	(8)	(9)	(10)	(11)	
Sl. No.	Project	Item from the list of activities in Schedule VII to the Act.	Local area (Yes/No)	Location of the project		Project duration	Amount allocated for the project (₹ in Lakhs).	Amount spent in the current financial Year (₹ in Lakhs).	Amount transferred to Unspent CSR Account for the project as per Section 135(6) (₹ in Lakhs).	Mode of Implementation - Direct (Yes/No)	Mode of Implementation - Through Implementing Agency	
				State	District						Name	CSR No.
1	Education	1(ii)	Yes	Kerala	Trichur/Ernakulam	Year-long	5.80	5.80	N.A.	No	Trust	CSR 0000 1217
2	Healthcare Initiatives	1(i)	Yes	Kerala	Trichur/Ernakulam	Year-long	9.52	9.52	N.A.	No	Trust	CSR 0000 1217
3	Community Development/ Sports	vii	Yes	Kerala	Trichur	Year-long	0.13	0.13	N.A.	No	Trust	CSR 0000 1217

(d) Amount spent in Administrative Overheads N. A.

(e) Amount spent on Impact Assessment, if applicable N.A.

(f) Total amount spent for the Financial Year (8b+8c+8d+8e) ₹ 15.45 Lakhs

(g) Excess amount for set off, if any ₹ 6.15 Lakhs

9. (a) Details of Unspent CSR amount for the preceding three financial years: N.A.

(b) Details of CSR amount spent in the financial year for ongoing projects of the preceding financial year(s): N. A.

10. In case of creation or acquisition of capital asset, furnish the details relating to the asset so created or acquired through CSR spent in the financial year NIL

(asset- wise details)

(a) Date of creation or acquisition of the capital asset(s).

(b) Amount of CSR spent for creation or acquisition of capital asset.

(c) Details of the entity or public authority or beneficiary under whose name such capital asset is registered, their address etc.

(d) Provide details of the capital asset(s) created or acquired (including complete address and location of the capital asset).

11. Specify the reason(s), if the Company has failed to spend two per cent of the average net profit as per Section 135(5).N.A.

Kochi
07.05.2021

Sd/-
Managing Director
(Chairman, CSR Executive Committee)

ANNEXURE - II**FORM AOC-I****STATEMENT CONTAINING SALIENT FEATURES OF THE FINANCIAL STATEMENT OF SUBSIDIARIES/
ASSOCIATE COMPANIES/JOINT VENTURES.**

(Pursuant to first proviso to sub-section (3) of section 129 read with rule 5 of Companies (Accounts) Rules, 2014)

Part "A": Subsidiaries

Sl. No.		1
1	Name of the subsidiary	BAMNI PROTEINS LIMITED
2	Reporting period for the subsidiary concerned, if different from the holding Company's reporting period	Reporting period same as Holding Company
3	Reporting currency and Exchange rate as on the last date of the relevant Financial year in the case of foreign subsidiaries.	N.A
		Amount in (₹ Lakhs)
4	Share capital	425.00
5	Reserves & surplus	1219.17
6	Total assets	2654.55
7	Total Liabilities	2654.55
8	Investments	-
9	Turnover	6764.12
10	Profit/(loss) before taxation	394.22
11	Provision for taxation	86.75
12	Profit after taxation from continuing operations	307.47
13	Other comprehensive income/(loss)	33.35
14	Total comprehensive income/(loss)	340.82
15	Proposed Dividend	50%
16	% of shareholding	83.25%

- Names of subsidiaries which are yet to commence operations - NIL
- Names of subsidiaries which have been liquidated or sold during the year.- NIL

Part "B": Associates and Joint Ventures**Statement pursuant to Section 129 (3) of the Companies Act, 2013 related to Associate Companies and Joint Ventures**

There was no associate/joint venture for the Company during its reporting period.

- Names of associates or joint ventures which are yet to commence operations: NIL
- Names of associates or joint ventures which have been liquidated or sold during the year: NIL

Kochi
07.05.2021Dr. K. Ellangovan IAS
Chairman
(DIN: 05272476)

ANNEXURE III

CONSERVATION OF ENERGY, TECHNOLOGY ABSORPTION, FOREIGN EXCHANGE EARNINGS AND OUTGO

(A) CONSERVATION OF ENERGY

- (a) During the year various energy conservation measures were initiated.
- (b) Additional investments are being proposed for further optimization of utilities.

(a) Energy conservation activities carried out during the year:

Activities at Ossein Division

1. VFD installed in main Fresh water feed pump to the plant with pressure control.
2. Automated Polymer dosing system in ETP Sludge drier.
3. Submersible mixer for conventional Biogas tank for increasing biogas generation.
4. Installation of transparent roofing sheets in plant for day light utilization.
5. Acid Feeding temperature automation for reducing chilled water consumption
6. ETP lime dosing automation.
7. FRP cooling tower fans for chiller cooling tower to reduce power consumption.
8. Energy efficient gearbox for DCP reaction tank.
9. Solar Streetlights for ETP area.
10. Installed IE3 motors replacing old rewound motors.
11. Power trading to reduce Electricity cost.

Activities at Gelatin Division

- i) Old lights inside plant and street lights replaced with low power LED lights.
- ii) More number of Inefficient IE1 motors replaced with Energy efficient Motor IE3 Motors.
- iii) Power Trading to reduce power cost.
- iv) VFD installed for variable load motors in pumps.
- v) Energy Management system for better control and monitoring of Energy usage.
- vi) Power efficient Floating Aerators added to improve the aeration efficiency.
- vii) Hot and cold insulation done for process utility lines.
- viii) Operating Chiller in efficient manner to reduce power consumption.
- ix) Replaced 30 numbers of old sodium halide street lights of 250W with 50W LED lights.
- x) Replacement of 20 numbers of 250W sodium halide lights inside the plant with 100W LED lights
- xi) Rebuilt the teeth of CB crusher with ESAB make welding electrodes to get better cutting efficiency which would result in lower running hours for crusher reading to power savings.

Activities at Reva Division

- i. Installed one Jet aerator to replace roots blower.
- ii. Replaced High Pressure Sodium Vapour Lamps (HPSV) with LED lights.

Capital investments on energy conservation equipment

The Company has spent an amount of ₹ 79.11 Lakhs as capital expenditure on energy saving equipment during the year 2020-21.

Energy conservation activities proposed for 2020-21

- i. Replacement of worm wheel gearbox with energy efficient gear boxes.
- ii. Installation of solar lights for open area and street lighting.
- iii. Replacement of old rewound motors with IE3 motors.
- iv. Installation of VFD for variable load motors in pumps.
- v. Submersible mixers for conventional biogas tanks.
- vi. Renovation of conventional biogas plant for higher biogas generation
- vii. Replacement of inefficient worm wheel gear box with spur and planetary gear boxes.
- viii. Replacement of inefficient pumps with new efficient pump
- ix. Replacement of inefficient desiccant air dryers with refrigerated type air dryer.
- x. Replacement of old lights inside plant and street lights with low power LED lights.
- xi. Replacement of inefficient IE1 motors with Energy efficient Motor IE3 Motors.
- xii. Power Trading to reduce power cost.
- xiii. Installation of VFD for variable load motors in pumps.
- xiv. Further addition of energy efficient jet aerators in equalization tanks.
- xv. Energy Management system for better control and monitoring of Energy usage.
- xvi. Installation of more transparent roofing sheets in plant for day light utilization.
- xvii. Installation of VFD for variable load motors.
- xviii. Energy efficient brine chilling unit.
- xix. Lower capacity vacuum pump in sterilizer.
- xx. Condensate recovery.
- xxi. Boiler Efficiency improvement.
- xxii. Replacement of street lights of 250W with 50W LED lights.
- xxiii. Hot and cold insulation of process utilities such as steam, hot oil and chilled water lines for

improving thermal efficiency and consequent energy reduction.

(B) TECHNOLOGY ABSORPTION AND DEVELOPMENT

The technology for the manufacture of Ossein, Di Calcium Phosphate, Limed Ossein, Gelatin and Collagen Peptide transferred by the overseas collaborators has been fully absorbed and improved upon over the years. The Company is making continuous efforts for further improving technology to economise on consumption of utilities and improving product quality and productivity.

The Company continues to be under a Technical Assistance Agreement with the overseas collaborator, NGI, Japan whereby it can avail the services of trained experts in Nitta Group in any desired area of Gelatin/Peptide production. Any noteworthy developments in the area of any of the products at NGI, Japan or its associates are shared with the Company.

The Company is investing substantially for environment improvement projects at all its production centres.

RESEARCH & DEVELOPMENT

The Company has exclusive Research & Development Centres attached to each of its major production centres. All these Centres are approved by the Department of Scientific and Industrial Research, Government of India and they carry out development

of new products, processes besides improvement of existing products and production processes. R&D Division is playing a pivotal role not only in the case of new products already launched but also those on the anvil. R&D along with Technical service is working on quality improvement of Crushed Bones, Gelatin and Collagen Peptide.

The Company is continuing its R&D efforts for finding out novel techniques for separation of Chloride, development of alternate raw materials, reduction in process time etc. Specific areas in which R&D is carried out are:-

- Development of production processes to meet specific customer requirements.
- Development of new products in health and food sector, line extension of existing products and new applications for the same.
- Evaluation and development of new sources for various raw materials.
- Development of new process techniques for cost optimization as well as fuel and energy conservation.
- Reduction in water consumption.

R&D wing of the Company has a team of trained and dedicated personnel to further strengthen its activities.

The major R&D projects carried out by the Company during the year are as follows:-

No.	Project Title	Status
1	Development of Type II Collagen Peptide from cartilage for osteoarthritis management.	Lab studies are in progress. Process standardization and preclinical studies to be initiated.
2	Bioactive, low dosage Collagen Peptide for the treatment of osteoarthritis.	Toxicology and preclinical studies are completed. Clinical trial is in progress.
3	Bioactive Collagen Peptide for the treatment of Type 2 diabetes.	Accelerated and real time stability studies completed. Health claim registration with FSSAI is in progress.
4	Development of sports and fitness/gym nutrition formulations using Collagen Peptide.	Different variants of sports and fitness nutrition formulations developed. Shelf life studies are in progress.
5	Formulation development of Collagen drink shots.	Different variants of collagen shots are developed. Shelf life studies are in progress.
6	Development of collagen Daily products – collagen instant soup, collagen instant protein shake, collagen instant Rasam, collagen instant jelly premix, collagen instant high protein drink.	Different formulations using Collagen Peptide and other nutraceutical ingredients are developed. Stability studies initiated.
7	Collagen Peptide with Curcumin for bone and joint health.	Formulation development completed. Stability studies progressing.
8	Development of Geriatric nutrition products with collagen.	Lab scale formulation studies are in progress. Stability studies to be initiated.

Expenditure on R&D

Particulars	₹ in Lakhs	
	Current year	Previous year
a. Capital – R&D Centre Ossein Division. & Gelatin Division	24.48	4.89
Total Capital expenditure	24.48	4.89
b. Recurring expenses - Ossein Division R&D Centre & Gelatin Division R&D Centre	169.70	145.52
Percentage to turnover (%)	0.56%	0.51

(C) FOREIGN EXCHANGE EARNINGS AND OUTGO

	(₹ in Lakhs)	
	Current year	Previous year
a. Earnings	17326.54	12135.16
b. Outgo	3430.21	2518.74

FORM-A
FORM FOR DISCLOSURE OF PARTICULARS WITH RESPECT TO CONSERVATION OF ENERGY

Particulars	Current year 2020-21	Previous year 2019-20
A. POWER AND FUEL CONSUMPTION		
1. Electricity		
(a) Purchased		
Units (KWH in lacs)	288.26	291.47
Total Amount (₹ In lacs)	1805.80	1835.28
Rate/Unit (₹)	6.26	6.3
(b) Own Generation		
(i) Through Diesel Generator Unit (KWH in Lakhs)	1.73	2.24
Unit per litre of Diesel Oil	2.5	2.5
Cost/Unit (₹)	28.81	26.85
2. Furnace Oil		
Quantity (in KL)	546	288
Total Amount (₹ in Lakhs)	155.44	113.6
Average rate (₹ per KL)	28477.42	39423.39
3. Firewood		
Quantity (in MT)	35940	36828
Total Amount (₹ in Lakhs)	1176.02	1181.88
Average rate (₹ per MT)	3272.17	3209.23
4. LNG		
Quantity (in MMBTU)	25608.45	14857.62
Total Amount (₹ in Lakhs)	189.08	145.56
Average rate (₹ per MMBTU)	738.35	979.73
5. COAL		
Quantity (in MT)	3717	3789
Total Amount (₹ in Lakhs)	217.20	188.81
Average rate (₹ per MMBTU)	5843.96	4983.47
Product - Ossein		
1. Electricity (KWH) per MT	2677	2567
2. Furnace Oil (KL)/MT	0	0
3. Firewood (MT)/MT	0	0.94
4. Coal (MT)/MT	0.51	0.53
Product - DCP		
1. Furnace Oil (KL)/MT	0.023	0.025
2. Coal (MT)/MT	0.51	0.53
Product - Gelatin		
1. Electricity (KWH) per MT	3169	3259
2. Furnace Oil (KL) per MT	0.09	0.02
3. Firewood (MT) per MT	7.29	7.71
4. LNG (MMBTU)/MT	8.6	9.13
Product - Collagen Peptide		
1. Electricity (KWH) per MT	4741.56	6168.32
2. Firewood (MT) per MT	5.17	5.75

Kochi
07.05.2021

Dr. K. Ellangovan IAS
Chairman
(DIN : 05272476)

ANNEXURE IV

Particulars of Employees

PARTICULARS OF EMPLOYEES PURSUANT TO SECTION 134(3)(q) OF THE COMPANIES ACT, 2013 READ WITH RULE 5 OF THE COMPANIES (APPOINTMENT AND REMUNERATION OF MANAGERIAL PERSONNEL) RULES, 2014

A. Requirements under Rule 5(1)		
(i)	The ratio of the remuneration of each Director to the median remuneration of the employees of the Company for the financial year;	Mr. Sajiv K. Menon, Managing Director – 19.69 (31.01) Dr. Shinya Takahashi, Director (Technical) – 4.35 (4.45)
(ii)	The percentage increase in remuneration of each Director, Chief Financial Officer, Chief Executive Officer, Company Secretary or Manager, if any, in the financial year.	Mr. Sajiv K. Menon, Managing Director - 34.83% (10.22%) Key Managerial Persons : Dr. Shinya Takahashi, Director (Technical) – 0.32% (0.2%) Mr. P. Sahasranaman, CFO - 16.98% (4.91%) Mr. G. Rajesh Kurup, CS – 9.36% (5.45%)
(iii)	The percentage increase in the median remuneration of employees in the financial year;	8.00% (9.36%)
(iv)	The number of permanent employees on the rolls of the Company;	465 permanent employees as on 31.03.2021
(v)	Average percentile increase already made in the salaries of employees other than the managerial personnel in the last financial year and its comparison with the percentile increase in the managerial remuneration and justification thereof and point out if there are any exceptional circumstances for increase in the managerial remuneration;	Salary increase of managerial personnel is 0.89% and that of non-managerial 5.10%.
(vi)	Affirmation that the remuneration is as per the remuneration policy of the Company	Remuneration paid by the Company during the financial year 2020-21 is as per the Remuneration policy of the Company.

For and on behalf of the Board of Directors

Dr. K. Ellangovan IAS
Chairman
(DIN: 05272476)

KOCHI
07.05.2021

ANNEXURE - V**Form AOC-2**

(Pursuant to Clause (h) of Sub-Section (3) of Section 134 of the Act and Rule 8(2) of the Companies (Accounts) Rules, 2014).

Form for disclosure of particulars of contracts/arrangements entered into by the Company with related parties referred to in Sub-Section (1) of Section 188 of the Companies Act, 2013 including certain arms' length transactions under third proviso thereto.

1. Details of contracts or arrangements or transactions not at arm's length basis

Nil

2. Details of material contracts or arrangement or transactions at arm's length basis

- a) Name(s) of the related party and nature of relationship

- | | |
|--------------------------------|---|
| i) Nitta Gelatin Inc. | - Enterprise having substantial interest in the Company |
| ii) Nitta Gelatin NA Inc. | - Subsidiary of Nitta Gelatin Inc. |
| iii) Nitta Gelatin Canada Inc. | - Subsidiary of Nitta Gelatin Inc. |
| iv) Bamni Proteins Ltd. | - Subsidiary Company |

- b) Nature of contracts/arrangements/transactions

Sales/purchase of materials
Availing or rendering of services

- c) Duration of contracts/arrangements/transactions

1st April, 2020 to 31st March, 2021.

- d) Salient terms of the contracts or arrangements or transactions including the value, if any.

Refer Note No. 3.29 on accounts

- e) Date(s) of approval by the Board, if any: 03.08.2020, 03.11.2020, 29.01.2021 and 07.05.2021.

Kochi
07.05.2021

Dr. K. Ellangovan IAS
Chairman
(DIN: 05272476)

ANNEXURE – VI
FORM NO.MR-3
SECRETARIAL AUDIT REPORT

FOR THE FINANCIAL YEAR ENDED 31ST MARCH, 2021

[Pursuant to Section 204(1) of the Companies Act, 2013 and Rule No.9 of the Companies (Appointment and Remuneration of Managerial Personnel) Rules,2014 and Regulation 24 A of the Securities and exchange Board of India (Listing Obligations and Disclosure Requirements) Regulations 2015]]

To

The Members,
Nitta Gelatin India Limited
CIN: L24299KL1975PLC002691
56/715, SBT Avenue, Panampilly Nagar,
Ernakulam, Kochi-682 036.

I have conducted the Secretarial Audit of the compliance of applicable statutory provisions and the adherence to good corporate practices by Nitta Gelatin India Limited (hereinafter called the Company), CIN: L24299KL1975PLC002691, 56/715, SBT Avenue, Panampilly Nagar, Ernakulam, Kochi-682 036 Secretarial Audit was conducted in a manner that provided me a reasonable basis for evaluating the corporate conducts/statutory compliances and expressing my opinion thereon.

Based on my verification of the Company's books, papers, minute books, forms and returns filed and other records maintained by the Company and also the information provided by the Company, its officers, agents and authorized representatives during the conduct of Secretarial Audit, I hereby report that in my opinion, the Company has, during the audit period covering the financial year ended on 31st March, 2021 complied with statutory provisions listed hereunder and also that the Company has proper Board processes and compliance mechanism in place to the extent, in the manner and subject to the reporting made hereinafter:

I have examined the books, papers, minute books, forms and returns filed and other records maintained by the Company for the financial year ended 31st March, 2021 according to the provisions of:

- (i) The Companies Act, 2013 (the Act) and the rules made thereunder;
- (ii) The Securities Contracts(Regulation) Act,1956 (SCRA) and the Rules made thereunder;
- (iii) The Depositories Act,1996 and the Regulations and Bye-laws framed thereunder;
- (iv) Foreign Exchange Management Act,1999 and the Rules and Regulations made thereunder to the extent of Foreign Direct Investment, Overseas Direct

Investment and External Commercial Borrowings;

- (v) The following Regulations and Guidelines prescribed under the Securities and Exchange Board of India Act, 1992 (SEBI Act):-
 - (a) The Securities and Exchange Board of India (Substantial Acquisition of Shares and Takeovers) Regulations, 2011;
 - (b) The Securities and Exchange Board of India (Prohibition of Insider Trading) Regulations, 2015;
 - (c) The Securities and Exchange Board of India (Issue of Capital and Disclosure Requirements) Regulations, 2009. **(Not applicable to the Company during audit period).**
 - (d) The Securities and Exchange Board of India (Employee Stock Option Scheme and Employee Stock Purchase Scheme) Guidelines, 1999. **(Not applicable to the Company during audit period)**
 - (e) The Securities and Exchange Board of India (Issue and Listing of Debt Securities) Regulations, 2008 **(Not applicable to the Company during audit period);**
 - (f) The Securities and Exchange Board of India (Registrars to an issue and Share Transfer Agents) Regulations, 1993 regarding the Companies Act and dealing with client;
 - (g) The Securities and Exchange Board of India (Delisting of Equity Shares) Regulations, 2009 **(Not applicable to the Company during audit period);** and
 - (h) The Securities and Exchange Board of India (Buy Back of Securities) Regulations, 1998 **(Not applicable to the Company during audit period);**
 - (i) The Securities and Exchange Board of India (Listing Obligations and Disclosure Requirements) Regulations, 2015;
- (vi) The following other laws as may be applicable specifically to the Company;
 - (a) The Food Safety Standard Act, 2006 and the Rules and Regulations issued thereunder.
 - (b) The Petroleum Act, 1934 and Rules and Regulations issued thereunder.
 - (c) The Hazardous Waste (Management, Handling and Transboundary Movement) Rules, 2008

I have also examined compliance with the applicable clauses of the following:

- (j) Secretarial Standards on meetings of the Board of Directors (SS-1) and Secretarial Standards on General Meetings (SS-2) and Secretarial Standards on Dividend (SS-3) issued by the Institute of Company Secretaries of India.
- (ii) The Listing Agreement entered into with BSE Ltd.

During the period under review, the Company has complied with the provisions of the Act, Rules, Regulations, Guidelines, Standards, etc. mentioned above except to the extent as mentioned below:

1. *As per Regulation 17(1)(b) of the SEBI (Listing Obligations and Disclosure Requirements) Regulations, 2015, 50% of the Board of Directors of Nitta Gelatin India shall be Independent Directors. There was one short of the required number of Independent Directors on the Board for the limited period between 19.03.2021 to 31.03.2021 consequent to the retirement of Dr. K. Cherian Varghese, Independent Director on 18.03.2021. The Company is advised to maintain the composition of Board of Directors at all point of time.*
2. *Considering the retirement of Dr. K. Cherian Varghese on 18.03.2021 and as a proactive measure, the Board of Directors at their meeting held on 29.01.2021 had reconstituted the Stakeholders Relationship Committee (SRC) and Nomination and Remuneration Committee (NRC) with sufficient number of Directors. However, Audit Committee (AC) has not been reconstituted with sufficient number of Directors on the day. Hence, for the limited period between 19.03.2021 to 31.03.2021, the number of required ID in the Audit Committee was one short of the minimum required as per the Securities*

UDIN: F010876C000156890
C.P. No.: 14524
Unique Code No. I2015KE2046800
PR No. 728/2020

Date: 22.04.2021
Place: Kochi

This Report is to be read with our letter of even date which is annexed as Annexure A and forms an integral part of this Report.

and Exchange Board of India (Listing Obligations and Disclosure Requirements) Regulations, 2015.

I further report that

The Board of Directors of the Company is duly constituted with proper balance of Executive Directors, Non -Executive Directors and Independent Directors except to the extent specified above. The changes in the composition of the Board of Directors that took place during the period under review were carried out in compliance with the provisions of the Act.

Adequate notice is given to all Directors to schedule the Board meetings, agenda and detailed notes on agenda were sent at least seven days in advance and a system exists for seeking and obtaining further information and clarifications on the agenda items before the meeting and for meaningful participation at the meeting.

Majority decision is carried through, while dissenting members' views are captured and recorded as part of the minutes.

I further report that there are adequate systems and processes in the Company commensurate with the size and operations of the Company to monitor and ensure compliance with applicable laws including general laws, labour laws, competition law, environmental laws and Rules, Regulations and Guidelines.

I further report, based on the information furnished and upon examination of documents the Company had completed all post-merger activities. Company has not undertaken any event/action which would have a major bearing on the Company's affairs in pursuance of the above referred laws, rules, regulations, guidelines, standards etc. referred to above.

Sd/-
Abhilash Nediyaalil Abraham
Practising Company Secretary
M.No. F10876, C.P. No.14524
Bldg No. 32/1721A, Palliseri Kavala
N.H. Bypass, Puthiya Road, Kochi -25

Annexure A

To

The Members,
Nitta Gelatin India Limited
CIN: L24299KL1975PLC002691
56/715, SBT Avenue, Panampilly Nagar,
Ernakulam, Kochi-682 036.

My report of even date is to be read along with this letter.

1. Maintenance of secretarial record is the responsibility of the management of the Company. My responsibility is to express an opinion on these secretarial records based on my audit.
2. I have followed the audit practices and processes as were appropriate to obtain reasonable assurance about the correctness of the contents of the Secretarial records. The verification was done on test basis to ensure that correct facts are reflected in secretarial records. I believe that the processes and practices followed, provide a reasonable basis for my opinion.
3. I have not verified the correctness and appropriateness of financial records and Books of Accounts of
4. Wherever required, I have obtained the Management representation about the compliance of laws, rules, and regulations and happening of events etc.
5. The compliance of the provisions of Corporate and other applicable laws, rules, regulations, standards is the responsibility of the management. My examination was limited to the verification of procedures on test basis.
6. The Secretarial Audit Report is neither an assurance as to the future viability of the Company nor of the efficacy or effectiveness with which the management has conducted the affairs of the Company.

UDIN: F010876C000156890
C.P. No.: 14524
Unique Code No. I2015KE2046800
PR No. 728/2020

Sd/-
Abhilash Nediyaalil Abraham
Practising Company Secretary
M.No. F10876, C.P. No.14524
Bldg No. 32/1721A, Palliseri Kavala
N.H. Bypass, Puthiya Road, Kochi -25

Date: 22.04.2021
Place: Kochi

ANNEXURE – VII**ANNUAL SECRETARIAL COMPLIANCE REPORT OF NITTA GELATIN INDIA LIMITED
FOR THE FINANCIAL YEAR ENDED 31ST MARCH, 2021**

I, Shri. Abhilash Nedyalil Abraham, Practising Company Secretary (M No.F10876; C.P No.14524), 32/1721A, Pallisseri Kavala, N. H. Bypass, Puthiya Road, Kochi-25 have examined:

- (a) all the documents and records made available to us and explanation provided by Nitta Gelatin India Limited (“the listed entity”),
- (b) the filings/submissions made by the listed entity to BSE Limited,
- (c) website of the listed entity, for the financial year ended 31st March, 2021 (“Review Period”) in respect of compliance with the provisions of:
 - (a) the Securities and Exchange Board of India Act, 1992 (“SEBI Act”) and the Regulations, Circulars, Guidelines issued thereunder; and
 - (b) the Securities Contracts (Regulation) Act, 1956 (“SCRA”), rules made thereunder and the Regulations, Circulars, Guidelines issued thereunder by the Securities and Exchange Board of India (“SEBI”);

The specific Regulations, whose provisions and the Circulars/Guidelines issued thereunder, have been examined, include:-

- (a) Securities and Exchange Board of India (Listing Obligations and Disclosure Requirements) Regulations, 2015;
- (b) Securities and Exchange Board of India (Issue of Capital and Disclosure Requirements) Regulations,

2018 (**Not applicable during the review period**);

- (c) Securities and Exchange Board of India (Substantial Acquisition of Shares and Takeovers) Regulations, 2011;
- (d) Securities and Exchange Board of India (Buyback of Securities) Regulations, 2018 (**Not applicable during the review period**);
- (e) Securities and Exchange Board of India (Share Based Employee Benefits) Regulations, 2014(**Not applicable during the review period**);
- (f) Securities and Exchange Board of India (Issue and Listing of Debt Securities) Regulations, 2008 (**Not applicable during the review period**);
- (g) Securities and Exchange Board of India (Issue and Listing of Non-Convertible and Redeemable Preference Shares) Regulations, 2013 (**Not applicable during the review period**);
- (h) Securities and Exchange Board of India (Prohibition of Insider Trading) Regulations, 2015;
- (i) Securities and Exchange Board of India (Depositories and Participants) Regulations, 2018; and based on the above examination, I hereby report that, during the Review Period:
 - (a) The listed entity has complied with the provisions of the above Regulations and Circulars/Guidelines issued thereunder, except in respect of matters specified below:-

Sr. No	Compliance Requirement (Regulations/Circulars/ Guidelines including specific clause)	Deviations	Observations/Remarks of the Practicing Company Secretary
1	Regulation 17(1) (b) Securities and Exchange Board of India (Listing Obligations and Disclosure Requirements) Regulations, 2015	There was one short of the required number of Independent Directors on the Board for the limited period between 19.03.2021 to 31.03.2021 consequent to the retirement of Dr. K Cherian Varghese, Independent Director on 18.03.2021.	The Company is advised to maintain the composition of Board of Directors at all point of time.
2	Regulation 18 of Securities and Exchange Board of India (Listing Obligations and Disclosure Requirements) Regulations, 2015	Considering the retirement of Dr K. Cherian Varghese on 18.03.2021 and as a proactive measure, the Board of Directors at their meeting held on 29.01.2021 had reconstituted the Stakeholders Relationship Committee (SRC) and Nomination and Remuneration Committee (NRC) with sufficient number of Directors. However, Audit Committee (AC) has not been reconstituted with sufficient number of Directors on the day. Hence, for the limited period between 19.03.2021 to 31.03. 2021, the number of required ID in the Audit Committee was one short of the minimum required as per SEBI LODR.	Company is advised to maintain the composition of Audit Committee at all point of time.

(b) The listed entity has maintained proper records under the provisions of the above Regulations and Circulars/ Guidelines issued thereunder insofar as it appears from my examination of those records.

(c) The following are the details of actions taken against

the listed entity/its Promoters/Directors/material subsidiaries either by SEBI or by Stock Exchanges (including under the Standard Operating Procedures issued by SEBI through various Circulars) under the aforesaid Acts/Regulations and Circulars/Guidelines issued thereunder:

Sr. No.	Action taken by	Details of violation	Details of action taken E.g. fines, warning letter, debarment, etc.	Observations/ remarks of the Practicing Company Secretary, if any.
	NIL			

(d) The listed entity has taken the following actions to comply with the observations made in previous reports:

Sr. No.	Observations of the Practicing Company Secretary in the previous reports	Observations made in the Secretarial Compliance Report for the year ended 2019-20	Actions taken by the listed entity, if any	Comments of the Practicing Company Secretary on the actions taken by the listed entity
1	86th Audit Committee Meeting of the Company was held on 6th May, 2019 and the same was adjourned to 9th May, 2019 since financial statements were not ready by the time. On the next day i.e. 7th May, 2019, 87th meeting of the Audit Committee of the Company was held. 87th meeting of the Audit Committee was held in between the 86th original meeting and adjourned meeting i.e. on 7th May, 2019. It is pertinent to note that 87th Audit Committee meeting was held without completion of the 86th Audit Committee meeting since the adjourned meeting held on 9th May is the continuation of the original meeting. Company is advised to conduct the meetings in seriatim to avoid possible conflict in decision making.	2019-20	Meetings are conducted in seriatim	Noted
2	As per Regulation 14 of the Securities and Exchange Board of India (Listing Obligations and Disclosure Requirements) Regulations, 2015, listing fee has to be paid to Stock Exchanges before 30th April of every financial year. On scrutiny of the listing fee paid to BSE Ltd during FY 2019-20, it is found that there was 7 days delay in payment of listing Fee (Due date April 30). Company should ensure payment of listing fee within time to avoid interest on the late filing.	2019-20	Listing Fee is paid in time	Noted
3	As per Regulation 23(9) of the Securities and Exchange Board of India (Listing Obligations and Disclosure Requirements) Regulations, 2015, the listed entity shall submit within 30 days from the date of publication of its standalone and consolidated financial results for the half year, disclosures of related party transactions on a consolidated basis, in the format specified in the relevant Accounting Standards for annual results to the Stock Exchanges and publish the same on its website. On analysis it is found that there is 39 days delay in submission of Related Party Transactions for half year ended 31.03.2019 (Consolidated basis)	2019-20	Related Party Transactions are filed in time	Noted

UDIN: F010876C000157308
 C.P. No.: 14524
 Unique Code No. I2015KE2046800
 PR No. 728/2020

Date: 22.04.2021
 Place: Kochi

Sd/-
 Abhilash Nediyaalil Abraham
 Practising Company Secretary
 M.No. F10876, C.P. No.14524
 Bldg No. 32/1721A, Palliseri Kavala
 N.H. Bypass, Puthiya Road, Kochi -25

CORPORATE GOVERNANCE REPORT

1. COMPANY'S PHILOSOPHY

Corporate Governance ensures high standards of transparency, accountability, ethical operating practices and professional management thereby enhancing shareholder's value and protecting the interest of the Stakeholders such as Shareholders, lenders, suppliers, customers and employees. The Company is committed to maintaining high standards of Corporate Governance by ensuring integrity in financial reporting, disclosure of material information, continuous improvement of internal controls and sound investor relations.

2. BOARD OF DIRECTORS

Composition

The present strength of the Board is nine. The Board has a combination of Executive and Non-Executive

Directors who are eminent professionals in their respective fields with wide range of skills and experience. They are drawn from amongst persons with proven track record in business/finance/public enterprises.

Number of Board Meetings held during the year along with dates of Meetings

Four (4) Board Meetings were held during the financial year 2020-21 i.e, on 08.06.2020, 03.08.2020, 03.11.2020 and 29.01.2021.

The composition and attendance at the Board Meetings and Annual General Meeting (AGM) during the financial year and the other Directorships/ Committee Memberships in other Indian Companies as on 31.03.2021 were as follows:

Sl. No.	Name of the Directors	Category	Share holding in the Company	No. of Board Meetings attended/ Held	Attendance in last AGM, Yes or No	Business relationship with Nitta Gelatin India Ltd (NGIL)	Other Director ships	Committee Membership (see Note 2.01)	
								Member	Chairman
1	Dr. K. Ellangovan IAS Nominee of KSIDC and Principal Secretary, Dept. of Industries and NORKA	Nominee Director representing KSIDC, TVM	Nil	4/4	Yes	-	6	-	-
2	Mr. S Harikishore IAS, Nominee of KSIDC, Executive Director Kudumbashree Mission (Nominated on 28/05/2020 and ceased to be a Director on 19.10.2020)	Nominee Director representing KSIDC, TVM	Nil	2/2	NA	-	1	-	-
3	Mr. M.G. Rajamanickam IAS, Nominee of KSIDC, Managing Director of KSIDC (Appointed on 19.10.2020)	Nominee Director representing KSIDC TVM	Nil	0/2	NA	-	7	-	-
4	Mr. Koichi Ogata	Promoter Director	Nil	3/4	Yes	President, Nitta Gelatin Inc.	-	-	-
5	Mrs. Radha Unni	Non Executive Independent Director	Nil	4/4	Yes	-	7	3	-

Sl. No.	Name of the Directors	Category	Share holding in the Company	No. of Board Meetings attended/ Held	Attendance in last AGM, Yes or No	Business relationship with Nitta Gelatin India Ltd (NGIL)	Other Director ships	Committee Membership (see Note 2.01)	
								Member	Chairman
6	Dr. K. Cherian Varghese (Ceased to be Independent Director on 18.03.2021)	Non-Executive Independent Director	Nil	3/4	Yes	-	-	-	-
7	Mr. E. Nandakumar	Non-Executive Independent Director	Nil	4/4	Yes	-	-	-	-
8	Dr. Justice M. Jaichandren	Non-Executive Independent Director	Nil	4/4	Yes	-	-	-	-
9	Mr. Yoichiro Sakuma	Non-Executive Independent Director	Nil	3/4	Yes	-	-	-	-
10	Mr. Sajiv K. Menon	Managing Director	Nil	4/4	Yes	Chairman, Bamni Proteins Ltd	1	-	-
11	Dr. Shinya Takahashi	Wholetime Director	Nil	4/4	Yes	Director, Bamni Proteins Limited	1	-	-

2.01 The number of Board Committees in which the Director is a Member or Chairperson includes only Audit Committee and Stakeholders Relationship Committee.

2.02 The Board of Directors has an optimum combination of Executive and Non-Executive Directors with more than 50% of the Directors being Non-Executive Directors and one Woman Director in conformity with Regulation 17(1)(a) of the Securities and Exchange Board of India (Listing Obligations and Disclosure Requirements) Regulations, 2015.

None of the Directors are disqualified under Section 164 of the Companies Act, 2013. A Certificate from a Practising Company Secretary stating that none of the Directors are disqualified, forms part of this report. Necessary declarations have been made by the Directors under Regulation 26(2) of the Securities and Exchange Board of India (Listing Obligations and Disclosure Requirements) Regulations, 2015, stating that they do not hold membership in more than 10 Committees or are Chairperson of more than 5 Committees across all listed entities in which he/she is a Director.

2.03 As per proviso to Regulation 17(1) (b) of the Securities and Exchange Board of India (Listing Obligations and Disclosure Requirements) Regulations, 2015, since the Company has a Non-Executive Chairman who is the nominee of a Promoter, at least one half of the Board of Directors of the Company shall consist of Independent Directors. Accordingly, the requisite number of Independent Directors during the year meets the statutory requirement except for the short period from 19.03.2021 to 31.03.2021 consequent to the retirement of Dr. K. Cherian Varghese on 18.03.2021. But this statutory requirement is otherwise taken care by initiating action for induction of an additional member on to the Board, satisfying the prescription for an Independent Director, such that the Board remains constituted meeting the requirement within the time stipulated under the Regulations. The Independent Directors meeting the prescribed criteria during the year apart from Dr. K. Cherian Varghese, were Mr. E. Nandakumar, Mrs. Radha Unni, Mr. Yoichiro Sakuma and Dr. Justice M. Jaichandren.

Name of the Listed Companies in which each Director holds directorships including category of Directorship

Sl. No.	Name of the Director	Name of the Listed Company	Category
1	Dr. K. Ellangovan IAS	1. Bharath Petroleum Corporation Limited 2. Nitta Gelatin India Limited	Nominee Director Nominee Director
2	S. Harikishore IAS	1. Geojit Financial Services Limited 2. Nitta Gelatin India Limited	Nominee Director (Upto 08/10/2020) Nominee Director (Upto 19/10/2020)
3	Mr. M.G. Rajamanickam IAS	1. Geojit Financial Services Limited 2. Nitta Gelatin India Limited	Nominee Director Nominee Director
4	Mr. Koichi Ogata	Nitta Gelatin India Limited	Director
5	Mrs. Radha Unni	1. Muthoot Capital Services Limited 2. V Guard Industries Limited 3. Nitta Gelatin India Limited 4. Western India Plywoods Limited	Independent Director
6	Dr. K. Cherian Varghese	Nitta Gelatin India Limited	Independent Director (upto 18.03.2021)
7	Mr. E. Nandakumar	Nitta Gelatin India Limited	Independent Director
8	Dr. Justice M. Jaichandren	Nitta Gelatin India Limited	Independent Director
9	Mr. Yoichiro Sakuma	Nitta Gelatin India Limited	Independent Director
10	Mr. Sajiv K. Menon	Nitta Gelatin India Limited	Managing Director
11	Dr. Shinya Takahashi	Nitta Gelatin India Limited	Wholetime Director

Changes in Directors

Mr. M. G. Rajamanickam IAS ceased to be a Director on 28.05.2020 upon withdrawal of nomination by KSIDC, in whose place Mr. S Harikishore IAS was nominated on the said date and later withdrawn on 19.10.2020, to again nominate Mr. M. G. Rajamanickam, IAS who continues thereafter as Director on our Board.

Dr. K. Cherian Varghese ceased to hold office upon completion of his tenure as Independent Director on 18.03.2021.

Familiarisation Programme

The Company has fully recognized the need for keeping Directors, especially, the Independent Directors abreast of the changes in the corporate sector, be it any new trends and mandates in Corporate Governance practices, or the governing legal provisions in the corporate law. In that direction, the Company does, at the time of appointment of Independent Directors, issue them formal letters of appointment which explains the role, function, duties and responsibilities expected of them as an Independent Director of the Company. It is also explained in detail to the Director, the compliances required from him under the Companies Act, 2013 and Securities

and Exchange Board of India (Listing Obligations and Disclosure Requirements) Regulations, 2015 and his affirmation taken in respect of the same. The Company wishes to follow this up appropriately, through required training for the Directors in relevant disciplines. The web link where details of Familiarization Programme imparted to Independent Directors are disclosed is as under:

http://gelatin.in/uploads/homecontent/FAMILIARIZATION%20PROGRAMMES_20160722105811_20190816112054.pdf

Separate Meeting of Independent Directors

Pursuant to the provisions of the Companies Act, 2013 and SEBI (Listing Obligations and Disclosure Requirements) Regulations, 2015, the Independent Directors of the Company had held one Meeting in the financial year 2020-21 i.e, on 29.01.2021. Except Dr. K. Cherian Varghese, all other Independent Directors attended the Meeting, to the exclusion of Non-Independent Directors and the Management. The Meeting among others, reviewed the performance of the Non-Independent Directors and the Board as a whole, including the Chairman and found them satisfactorily performing functions as Director(s) on the Board.

Code of Conduct

The Board approved the Code of Conduct applicable to the Board Members, the Senior Management personnel and employees of the Company at its Meeting held on 14.05.2007, which was suitably modified at the Meeting on 03.02.2015, for including the duties of Independent Directors. The updated Code has been posted on the website of the Company www.gelatin.in. All Board members and Senior Management personnel have affirmed compliance with the code and a declaration to this effect is annexed to this report.

Board Profile as on 31.03.2021

a. Dr. K. Ellangovan IAS, Chairman

A Senior Officer of the Indian Administrative Service, Dr. K. Ellangovan has held various higher offices in Government. He joined the Indian Administrative Service in the Kerala Cadre in the year 1992. He served as the District Collector of Palakkad District, Managing Director of Kerala State Electricity Board Ltd, Kerafed, Kerala Tourism Development Corporation, Executive Director of Council for Leather Exports (Ministry of Commerce) Govt. of India and Deputy Chairman in Chennai Port Trust (Ministry of Shipping) and is presently serving as Principal Secretary, Department of Industries and NORKA, Government of Kerala.

b. Mr. Sajiv K. Menon, Managing Director

Holds a B.Tech degree in Chemical Engineering from NIT Tiruchirapalli, PGDM (Finance & Marketing), from IIM, Bangalore, and was a Fulbright Scholar at Carnegie Mellon University, USA. Mr. Sajiv K. Menon had nearly 33 years of experience in various capacities in Engineering and Chemical Industries before taking charge as Managing Director of NGIL on 01.04.2014.

c. Dr. Shinya Takahashi, Wholetime Director

A Bachelor in General Education and Ph.D. from Chiba University- a Graduate School of Advanced Integration Science, Dr. Shinya Takahashi had a long tenure as General Manager (QA), Nitta Gelatin Inc, Japan.

d. Mr. M. G. Rajamanickam IAS

Mr. M.G. Rajamanickam, IAS, is a Master of Engineering by training. He joined the Indian Administrative Service in the Kerala Cadre in the year 2008. He served as the District Collector of Kannur & Ernakulam, CMD of Kerala State Road Transport Corporation, Managing Director of Kerala Financial Corporation Ltd, Kerala Books & Publication Society, Kerala State IT Infrastructure Ltd etc. He is presently the Managing Director of Kerala State Industrial Development Corporation Limited (KSIDC).

e. Mr. Koichi Ogata

Mr. Koichi Ogata is President, NGI, Japan, having earlier held senior positions in the Industry.

f. Dr. Justice M. Jaichandren

Dr. Justice M. Jaichandren, holds a Bachelor Degree in Arts and a Masters Degree in Criminology from the Department of Psychology, University of Madras. He has in all 46 years' standing in the Bar and Bench, of which for 12 years, beginning 10th Dec, 2005, he served as the Justice in the High Court of Madras. Presently, he is a Senior Advocate of Supreme Court of India.

g. Mr. E. Nandakumar

A Chemical Engineer with MBA, he was the erstwhile Executive Director of BPCL Kochi Refinery, and has over 30 years' experience with Oil Refinery, Petrochemicals and Gas processing. Earlier, he was Director in the Board of Cochin Port Trust, Cochin International Airport Limited and Petronet CCK.

h. Mrs. Radha Unni

Mrs. Radha Unni, M.A, B.Ed, CAIIB, is a Banker by profession, with 36 years' experience in State Bank of India, where she retired as Chief General Manager in charge of Kerala Circle. She is an Independent Director of the Company, also acting as Chairperson of the Audit Committee.

i. Mr. Yoichiro Sakumo

Mr. Yoichiro Sakuma, an Independent Director was earlier the Director and Executive Vice President of Nitto Denko, Japan.

Matrix setting out the skills/expertise/core competencies of the Board of Directors

The SEBI (LODR) provisions introduced in the year 2019 prescribe that there shall contain a 'chart or a matrix' setting out the skills/expertise/competence of the Board of Directors specifying the following:

- (i) The list of core skills, expertise/competencies identified by the Board of Directors as required in the context of its business(es) and sector(s) for it to function effectively and those actually available with the Board;
- (ii) The names of Directors who have skills/expertise/competence detailed herein as part of (i) above;

In view of the above, the skills attributed to individual Directors constituting the Board was outlined, presented and confirmed at the Board Meeting on 07.02.2020 in order to form part of the Corporate Governance Report as herein below:

Skill Area (Essential attributes)	Description	Skills attributed to
Strategy and planning	Ability to think strategically; identify and critically assess strategic opportunities and threats. Guide in the development of effective strategies in the context of the strategic objectives, relevant policies and priorities.	All Directors
Policy Development	Ability to help identify key issues and opportunities and develop appropriate policies to define the parameters within which the organisation should operate.	All Directors
Governance, Risk and Compliance	Experience in the application of corporate governance principles in a commercial enterprise.	All Directors
	Ability to help identify key risks in a wide range of areas including legal and regulatory compliance.	All Directors and especially Dr. Justice M. Jaichandren on matters relating to legal and regulatory compliance
	Experience in the appointment and evaluation of a CEO and senior executive managers.	All Directors
Financial Performance	Qualifications and experience in accounting and/or finance and the ability to: <ul style="list-style-type: none"> • Analyse key financial statements; • Critically assess financial viability and performance; • Contribute to strategic financial planning; • Oversee budgets and the efficient use of resources; • Oversee funding arrangements and accountability 	Dr. K. Cherian Varghese and Mrs. Radha Unni besides, Mr. Sajiv. K. Menon and generally all other Directors especially, the Promoter Directors.
Government Relations (policy & process)	Experience in managing government relations and industry advocacy strategies.	Mr. Sajiv. K. Menon besides nominees of KSIDC who are the Government, themselves..
Marketing & Communications	Knowledge of and experience in marketing services to members and public promotion campaigns.	Promoter Directors to NGI, besides Mr. Sajiv. K. Menon
	Experience in, or a thorough understanding of, communication with industry groups and/or end users through a range of relevant communication channels.	As above
Member and Stakeholder engagement	High level reputation and established networks in the industry, consumer or business groups, and the ability to effectively engage and communicate with key Stakeholders.	Mr. Sajiv. K. Menon

Skill Area (Essential attributes)	Description	Skills attributed to
Commercial Experience	A broad range of commercial/business experience, preferably in the small to medium enterprise context, in areas including communications, marketing, branding and business systems, practices and improvement.	Mr. Sajiv. K. Menon, Promoter Directors and Independent Directors.
Legal	Qualification and experience in legal practice with emphasis on: <ul style="list-style-type: none"> • Specialty Chemical Industry • Pharmaceutical Industry • Employment law • Health & Safety legislation 	Dr. Justice M. Jaichandren
Geographic, Gender and cultural diversity	Geographic and cultural diversity on the board should be reflective of the diversity in the Industry.	Yes, it does.
	Equal gender representation should be sought for the board to reflect gender diversity of the Indian population.	Mrs. Radha Unni
Human Resource Management	Qualification and experience in human resource management with an understanding of Industry and Employment law	Mr. E. Nandakumar and Dr. K. Cherian Varghese.
Information Technology/Digital Skills	Exposure to IT and/or Digital industries with an ability to guide in the application of new technology	MD/Director (Technical)

3. AUDIT COMMITTEE

The Company has a qualified and independent Audit Committee of the Board conforming to the requirements as prescribed by the Securities and Exchange Board of India (SEBI) on Corporate Governance, Listing Regulations outlined in the Securities and Exchange Board of India (Listing Obligations and Disclosure Requirements) Regulations, 2015. Consequent to the retirement of member Dr. K Cherian Varghese on 18.3.2021, the Committee in the interim, consists of two Non-Executive Independent Directors, Mr. E Nandakumar and Mrs. Radha Unni as members. Mrs. Radha Unni continues to be the Chairperson of the Committee. The Company had the requisite number of members on the Committee for the year 2020-21 except for short period from 19/03/2021 to 31/03/2021.

The terms of reference of the Audit Committee sufficiently cover the requirements of Section 177 of the Companies Act, 2013 and Regulation 18 of the Securities and Exchange Board of India (Listing Obligations & Disclosure Requirements) Regulations, 2015 and include overseeing of financial reporting process and development of financial information, ensuring the correctness of financial statements, reviewing with management, internal and external Auditors the adequacy of internal control system, reviewing the Company's financial and risk management policies and reviewing the related party transaction besides Internal Financial Controls and risk management systems. Mr. G. Rajesh Kurup,

Company Secretary, acts as the Secretary of the Committee, as envisaged under law.

Four Audit Committee Meetings were held during the financial year 2020-21, the dates of which are 06/06/2020 adjourned to 08/06/2020, 03/08/2020, 02/11/2020 and 29/01/2021.

The attendance of members is as follows:

Name of Directors	Category	No. of Meetings attended/Held
Mrs. Radha Unni	Chairperson	4/4
Mr. E.K. Nandakumar	Member	4/4
Dr. K. Cherian Varghese	Member	3/4

Mrs. Radha Unni, as Chairperson of the Audit Committee, was present at the Annual General Meeting of the Company, held on 4th August, 2020 by virtual mode.

4. NOMINATION AND REMUNERATION COMMITTEE

As per Regulation 19(1) of the Securities and Exchange Board of India (Listing Obligations and Disclosure Requirements) Regulations, 2015, the Nomination and Remuneration Committee shall comprise of at least three Directors, all of them shall be Non-Executive directors and at least 50% of the Directors shall be Independent Directors. The Committee is constituted of Independent Directors, with Dr. K. Cherian Varghese acting as Chairman until vacation of office as Director, whereafter the Board at the meeting dated 29.01.2021

reconstituted the Committee with induction of Mrs. Radha Unni as an additional member besides Mr. E. Nandakumar and Mr. Yoichiro Sakuma, the existing members. Besides, Mr. E. Nandakumar was appointed as Chairman of the Committee in place of Dr. K. Cherian Varghese.

The terms of reference of the Committee include remuneration and terms and conditions of appointment of Executive Directors and Senior Management personnel. The role of the Committee shall include formulation of the criteria for determining qualifications, positive attributes and independence of a Director and recommend to the Board of Directors a policy relating to, the remuneration of the Directors, key managerial personnel and other employees and criteria for evaluation of performance of Independent Directors and the Board of Directors. During the financial year 2020-21, the Nomination and Remuneration Committee had its meeting on 27.01.2021 which was adjourned and held on 28.01.2021.

The attendance of members is as follows:

Name	No. of Meetings attended/ Held
Mr. E. Nandakumar	1/1
Dr. K. Cherian Varghese	1/1
Mr. Yoichiro Sakuma	1/1
Mrs. Radha Unni	Nil

Performance Evaluation Criteria for Independent Directors

Schedule IV of the Companies Act, 2013 states that the performance evaluation of the Independent Directors shall be done by the entire Board of Directors, excluding the Director being evaluated.

The criteria for evaluation of performance of Independent Directors are as follows:

- * Highest Personal and Professional ethics, integrity and values.
- * Inquisitive and objective perspective, practical wisdom and mature judgment.
- * Demonstrated intelligence, maturity, wisdom and independent judgment.
- * Self-confidence to contribute to Board deliberations, and stature such that the other Board members will respect his or her view.
- * The willingness and commitment to devote the extensive time necessary to fulfill his/her duties.
- * The ability to communicate effectively and collaborate with other Board members to contribute

effectively to the diversity of perspectives that enhances Board and Committee deliberations, including a willingness to listen and respect the views of others.

- * The skills, knowledge and expertise relevant to the Company's business, with extensive experience at a senior leadership level in a comparable company or organization, including but not limited to relevant experience in manufacturing, international operations, public service, finance, accounting, strategic planning, supply chain, technology and marketing.
- * Commitment, including guidance provided to the Senior Management outside of Board/Committee Meetings.
- * Effective deployment of knowledge and expertise.
- * Effective management of relationship with various stakeholders.
- * Independence of behaviour and judgement.
- * Maintenance of confidentiality of critical issues.

5. REMUNERATION OF DIRECTORS

The Remuneration Policy is directed towards rewarding performance based on review of achievements, which is in consonance with the existing industry practices.

- (a) There is no pecuniary relationship of the Non-Executive Director vis-à-vis the Company, whatsoever. The Non-Executive Directors receive no remuneration other than sitting fees for attending the Board and Committee Meetings which are as follows:

Name	Sitting fees (Rs.)
Dr. K. Ellangovan, IAS	1,00,000.00
Mr. S. Harikishore, IAS	50,000.00
Dr. K. Cherian Varghese	1,75,000.00
Dr. Justice M. Jaichandren	1,25,000.00
Mrs. Radha Unni	2,50,000.00
Mr. E. Nandakumar	3,00,000.00
Mr. Yoichiro Sakuma	1,00,000.00

- (b) Since Non-Executive Directors are not eligible for any remuneration other than sitting fee for attending Meetings, there is no criteria determined for their remuneration.

- (c) Details of Remuneration for the Financial Year 2020-21.

Name	Salary ₹	PF ₹	Incentive ₹	Other Benefits ₹	Total ₹
Executive Directors:					
a) Managing Director: Mr. Sajiv K Menon	53,14,800	6,11,202	17,00,640	34,88,578	1,11,15,220
b) Whole Time Director: Dr. Shinya Takahashi	16,20,000	-	-	8,34,348	24,54,348

Details of performance linked incentive - Managing Director

Incentive Criteria	Achievement in %	Amount/month	Achievement in %	Amount/month	Achievement in %	Amount/month	Achievement in %	Amount/month	Achievement in %	Amount/month
Actual Consolidated Net Profit before Tax in current period as compared to that as per Board Budget for the same period	up to 50%	60900	50.01 TO 80%	76100	80.01 TO 100%	91330	100.01 TO 110%	121770	Above 110.01%	152210
Increase in Total Revenue (consolidated) in current period compared to corresponding pr. yr. period	up to 5%	20140	5.01 to 7.5%	25340	7.51 to 10%	30440	10.01 to 15%	40490	Above 15.01%	50390
Total		81040		101440		121770		162260		202600

No Stock option was issued during the period.

6. STAKEHOLDERS' RELATIONSHIP COMMITTEE

The Board had set up a Stakeholders' Relationship Committee to consider and resolve the grievances of the security holders of the listed entity including complaints related to transfer of shares, non-receipt of annual report and non-receipt of declared dividends. The Committee during the year consisted of three Directors, when on 29.01.2021 Dr. K. Cherian Varghese who acted as Chairman was replaced by induction of Dr. Justice M. Jaichandren, besides Dr. Shinya Takahashi, and Mr. Sajiv K. Menon as the members.

Name and designation of Compliance Officer:
Mr. G. Rajesh Kurup, Company Secretary.

Number of shareholders complaints received so far:
Nil

Number not solved to the satisfaction of the

shareholders: Nil

Number of pending complaints: Nil

All valid transfer requests received upto 31.03.2021 have been registered.

A Stakeholders' Relationship Committee Meeting was held during the financial year 2020-21 on 26/03/2021.

Name	No. of Meetings attended/Held
Dr. K. Cherian Varghese, Chairman upto 29/01/2021	NA
Dr. Justice M. Jaichandren, Chairman from 29/01/2021	1/1
Dr. Shinya Takahashi	1/1
Sajiv K Menon	1/1

7. GENERAL BODY MEETINGS:

(a) Date, Time and Location of three preceding Annual General Meetings

AGM	Financial Year	Day	Date	Time	Location
44th	2020	Tuesday	04.08.2020	10.00 AM	Video Conferencing (VC)
43rd	2019	Friday	02.08.2019	12.00 Noon	Fine Arts Hall, Ernakulam
42nd	2018	Friday	03.08.2018	12.00 Noon	Fine Arts Hall, Ernakulam

(b) Special resolutions have been passed at the last three Annual General Meetings as under:

Date of AGM	Nature of Special Resolution
04.08.2020	<ol style="list-style-type: none"> 1. Re-appointment of Mrs. Radha Unni (DIN: 03242769)- Independent Director 2. Re-appointment of Mr. Sajiv K. Menon (DIN: 00168228) as Managing Director of the Company 3. Payment of remuneration to Dr. Shinya Takahashi (DIN: 07809828) Whole Time Director in the wake of inadequacy of profit for the financial year.
02.08.2019	<ol style="list-style-type: none"> 1. Re-appointment of Dr. Shinya Takahashi (DIN: 07809828) as a Whole-time Director designated as Director (Technical) 2. Payment of remuneration to Mr. Sajiv K. Menon (DIN: 00168228) Managing Director, on the wake of inadequacy of profit for the financial year.
03.08.2018	Nil

(c) Details of Special Resolution passed through postal ballot during the financial year:

No Special Resolutions were passed through postal ballot following the procedure prescribed under Section 110 of the Companies Act, 2013 and Rules thereon during the financial year:

(d) The Company does not intend as of now to pass any special resolution through postal ballot during the financial year 2021-22; which if at all conducted, shall follow the procedure prescribed under section 110 of the Companies Act, 2013 and Rules thereon.

8. MEANS OF COMMUNICATION

Quarterly results are published in prominent daily newspapers namely the Business Line (English) and Mangalam (Malayalam). Immediately after the approval of the Board, the financial results are submitted to BSE Limited where the shares of the Company are listed, and the same is also uploaded regularly in their web-based platform, <http://listing.bseindia.com>. Official news releases and presentations made to institutional investor/analyst, if any, shall also be in line with the above.

9. GENERAL SHAREHOLDER INFORMATION

i) Annual General Meeting, date, time & venue: 03.08.2021 at 10.00A.M. through Video Conferencing.

ii) Financial Year: 1st April 2020 to 31st March 2021.

iii) Date of book closure: 28.07.2021 to 03.08.2021 (both days inclusive)

iv) Dividend payment date: (if declared at the Annual General Meeting) latest by 20.08.2021

v) The Company's Equity Shares are listed on the following Stock exchange and the annual listing fee to such Stock Exchange has been paid:

BSE Ltd.
Phiroze Jeejeebhoy Towers,
Dalal Street,
Mumbai – 400001

vi) Stock Code: 506532 (BSE)

vii) Market price data (monthly High and Low) of the Company's Equity shares traded on BSE Ltd, in comparison to BSE Sensex during the period April, 2020 to March, 2021 is given below.

Year	Month	Market price of NGIL shares		BSE Sensex		
		High	Low	High	Low	
2020	April	121.75	87.30	33,887.25	27,500.79	
	May	122.00	98.80	32,845.48	29,968.45	
	June	139.00	106.00	35,706.55	32,348.10	
	July	149.90	102.00	38,617.03	34,927.20	
	August	194.25	126.00	40,010.17	36,911.23	
	September	169.90	147.05	39,359.51	36,495.98	
	October	160.00	142.00	41,048.05	38,410.20	
	November	182.90	148.65	44,825.37	39,334.92	
	December	195.00	166.00	47,896.97	44,118.10	
	2021	January	185.00	167.00	50,184.01	46,160.46
		February	182.60	165.00	52,516.76	46,433.65
		March	181.70	155.60	51,821.84	48,236.35

- viii) The securities of the Company are not suspended from trading during the year.
- ix) Registrars and Share Transfer Agents:
With effect from 1st April 2003, the Company has appointed Cameo Corporate Services Limited, "Subramanian Building", 1, Club House Road, Chennai-600 002 as Registrars & Share Transfer Agents to deal with both physical and electronic Share Registry.
- x) Share transfer system
The Share Transfer Committee considers transfers/transmission of shares issued by the Company, issue of duplicate certificates and certificates after split/consolidation/renewal. The Share Transfer Committee comprised of Mrs. Radha Unni as Chairperson and Mr. Sajiv K. Menon, Managing Director as members. During the year, the Committee held one Meeting.

a) Distribution of shareholding as at 31st March, 2021

Shareholding (nos.)	Shareholders		Share Amount	
	Number	% of total	Rs.	% of total
10 - 5000	5408	88.3371	6036470	6.6487
5001 - 10000	380	6.2071	2800660	3.0847
10001 - 20000	160	2.06135	2362270	2.6018
20001 - 30000	61	0.9964	1590080	1.7513
30001 - 40000	30	0.4900	1089300	1.1997
40001 - 50000	12	0.1960	545580	0.6009
50001 - 100000	40	0.6533	2779180	3.0610
100001 - And Above	31	0.5063	73588060	81.0516
Total	6122	100.00	90791600	100.000

b) Shareholders Profile as on 31st March, 2021

CLIENT TYPE	NSDL		CDSL		PHYSICAL		NSDL & CDSL & PHYSICAL		% OF HOLDINGS
	NO. OF HOLDERS	NO. OF POSITION	NO. OF HOLDERS	NO. OF POSITION	NO. OF HOLDERS	NO. OF POSITION	NO. OF HOLDERS	NO. OF POSITION	
Resident - Ordinary	2792	1057837	2020	85995	872	126634	5684	1970466	21.7031
Resident - Director	1	213	0	0	0	0	1	213	0.0023
FI - Others	0	0	0	0	1	6066	1	6066	0.0668
NRI - Repatriable	23	3288	4	655	8	814	35	4757	0.0523
NRI - Non Repatriable	22	7766	1	1000	0	0	23	8766	0.0965
Corporate Body - Domestic	32	105969	16	31605	10	2888	58	140462	1.5470
Corporate Body - Broker	1	533	0	0	0	0	1	533	0.0058
Corporate Body - Others	5	589	1	500	0	0	6	1089	0.0119
Corporate Body - State Govt - Promoter	1	2862220	0	0	0	0	1	2862220	31.5251
Corporate Body - Foreign Body - Promoter	1	3900300	0	0	0	0	1	3900300	42.9588
Corporate Body - Limited Liability Partners	0	0	1	1760	0	0	1	1760	0.0193
Corporate Body - Stock Brocker - Proprietar	2	135	0	0	0	0	2	135	0.0014
Corporate Body - Stock Brocker - Collateral	1	1	0	0	0	0	1	1	0.0000
Corporate Body - CM/ TM - Client Margin A/C	0	0	3	212	0	0	3	212	0.0023
Corporate Body - CM/TM - Proprietary Account	0	0	4	3145	0	0	4	3145	0.0346
Corporate Body - CM/TM - Collateral Account	0	0	1	100	0	0	1	100	0.0011

CLIENT TYPE	NSDL		CDSL		PHYSICAL		NSDL & CDSL & PHYSICAL		% OF HOLDINGS
	NO. OF HOLDERS	NO. OF POSITION	NO. OF HOLDERS	NO. OF POSITION	NO. OF HOLDERS	NO. OF POSITION	NO. OF HOLDERS	NO. OF POSITION	
Clearing Member	12	3507	9	1841	0	0	21	5348	0.0589
Mutual Funds -	0	0	0	0	3	3548	3	3548	0.0390
Mutual Funds - MF	3	691	0	0	0	0	3	691	0.0076
Bank - Nationalised	0	0	0	0	2	166	2	166	0.0018
Resident - HUF	84	52907	82	46927	1	66	167	99900	1.1003
IEPF - IEPF	1	37409	0	0	0	0	1	37409	0.4120
Employees -	99	31786	3	87	0	0	102	31873	0.3510
TOTAL	3080	8065151	2145	873527	897	140182	6122	9079160	100.0000

xii) Dematerialisation of Shares

As at 31st March, 2021, there are 89,38,978 shares, representing 98.46% of equity paid-up share capital in dematerialised form. This includes 8065151 shares (88.83%) in NSDL and 873827 shares (9.63%) in CDSL. No shares were re-materialised during the year.

xiii) Outstanding GDRs/ADRs Warrants or any Convertible instruments, conversion date and likely impact on Equity (as on 31.3.2021) - Nil

xiv) The Company broadly follows a Policy of hedging for foreign currency receivables of about 60% of the exchange receivables. The appropriate hedging rates are based on company's budgeted rates, market factors and related developments.

xv) Plant Locations

The Company's plants are located at:

1. Kathikudam P.O., Via. Koratty, Thrissur District, PIN- 680 308.
2. Kinfra Export Promotion Industrial Parks Ltd., PB. No.3109, Kusumagiri P.O., Ernakulam District, Pin- 682 030.
3. District Industrial Estate, Aroor, Cherthala Taluk, Alappuzha.
4. 832, GIDC Jhagadia, Jhagadia, Bharuch, Gujarat, 393110

xvi) Address for investor correspondence:

1. CAMEO Corporate Services Ltd,
"Subramanian Building",
1, Club House Road, Chennai-600 002
Tel:044-28460390, Fax: 044-28460129
Email:cameo@cameoindia.com

2. Nitta Gelatin India Limited,
PB No.4262, 56/715, SBT Avenue,
Panampilly Nagar, Kochi - 682 036, Kerala
Tel: 0484 -2317805,
Fax : 0484-2310568
Email : investorcell@nittagelindia.com

xvii) List of all credit ratings obtained by the entity along with any revisions thereto during the financial year, for all debt instruments of the company or any fixed deposits programme or any scheme or proposal of the company involving mobilization of funds whether in India or abroad.

NIL

10. OTHER DISCLOSURES

(a) There have been no materially significant related party transactions with the Company's Promoters, Directors, the Management, their Subsidiaries which have/may have potential conflict with the interests of the company at large. The necessary disclosures regarding the transactions with related parties are given in the Notes to the Accounts (See Note No. 3.29 of Standalone Financial Statement). The Company has taken omnibus approval of the Board for related party transactions. The Company has formulated a policy on materiality of related party transactions and also on dealing with related party transactions. Besides, mention is also made in the Board's Report further attaching the relevant policies as annexure thereto. The web link where policy on dealing with Related Party Transactions is disclosed is:

http://gelatin.in/uploads/homecontent/RPT_20160725111744.pdf

(b) There were no instances of non-compliance by the Company leading to imposition of penalties,

strictures by the stock exchange or SEBI or any other statutory authority, on matters related to capital markets during the last three years.

- (c) (c) No personnel of the Company has been denied access to the Audit Committee of the company (in respect of matters involving alleged misconduct). The Company has provided protection to “whistle blowers” from unfair termination and other unfair or prejudicial employment practices. The Company has laid down procedures to inform Board members about the risk assessment and minimization procedures. These procedures are periodically reviewed to ensure that executive management controls risk through means of a properly defined framework. The Company has adopted measures for airing concerns about unethical behavior, both for the Directors and employees. This has been made part of the machinery of Audit Committee and informed in the official website of the company. A mention of the same is also made in the report of the Directors.

Pursuant to proviso to Section 177 (10) of the Companies Act, 2013 a ‘Vigil mechanism’ has been constituted as a part of the function of Audit Committee of Board. The vigil mechanism provides for adequate safeguards against victimization of Directors or employees or any other person who avail the mechanism and also provides for direct access to the chairperson of the Audit Committee in appropriate cases. The Committee shall oversee Vigil Mechanism for Directors and Employees to report concerns about unethical behavior, actual or suspected fraud or violation of Company’s Code of Conduct or Ethics Policy.

- (d) All mandatory requirements have been complied with while non-mandatory requirements complied have been reported in Para 11 herein below.
- (e) The company has formulated a material subsidiary policy which has been disclosed in the company website. Besides, mention is also made in the Board’s Report. The web link where policy for determining “Material”Subsidiaries is disclosed as under:
http://gelatin.in/uploads/homecontent/Material%20Subsidiary%20Policy_20200904010937.pdf
- (f) The web link where policy on dealing with related party transactions is disclosed as under
http://gelatin.in/uploads/homecontent/RPT_20160725111744.pdf
- (g) The Company does not deal in commodity hedging

activities and is therefore free from any risk arising there from.

- (h) The Company has not raised any funds through preferential allotment or qualified institutional placement as per Regulation 32(7A) during the financial year.
- (i) Certificate from Practising Company Secretary states that none of the Directors on the Board of the Company have been debarred or disqualified from being appointed or continuing as Directors of companies by the Board/ministry of Corporate Affairs or any statutory authority.
- (j) There are no pending recommendations from any Committee of the Board which are mandatorily required to be approved by the Board during the financial year.
- (k) Total fee paid by the company and its subsidiaries to the Statutory Auditor on a consolidated basis;
 Total fee: Rs. **27,53,500/-**
- (l) Disclosures in relation to the Sexual Harassment of Women at Workplace (Prevention, Prohibition and Redressal) Act, 2013;
- a. Number of complaints filed during the financial year - Nil
- b. Number of complaints disposed of during the financial year - Nil
- c. number of complaints pending as on end of the financial year - Nil
11. The requirements of Sub paras (2) to (10) of the Corporate Governance Report as above have been complied with during the financial year ended 31.03.2021.
12. The Company has adopted discretionary requirements as per Part E of Schedule II, SEBI (Listing Obligations and Disclosure Requirements) Regulations, 2015, which are as follows:
- a) The Company has appointed separate persons to the post of Chairperson and Managing Director.
- b) The Internal Auditors report directly to the Audit Committee of the Board.
13. The Company has complied with Corporate Governance requirements specified in regulation 17 to 27 and clauses (b) to (i) of sub regulation (2) of regulation (46) during the financial year ended 31.03.2021 except as stated in the relevant para.
14. Designated e-mail id for investor complaints/grievance redressal:
investorcell@nittagelindia.com

Note:

(1) Shareholders holding shares in electronic mode should address all correspondence to their respective depository participant.

(2) Non-mandatory disclosures are not being included in

the report except disclosures relating to Familiarisation programme and separate Meeting of Independent Directors and Code of Conduct as stated in Clause 2 herein above.

CEO/CFO Certificate (Regulation 17(8))

We, Sajiv K Menon, Managing Director and P. Sahasranaman, Chief Financial Officer of the Company, to the best of our knowledge and belief hereby certify that;

- A We have reviewed financial statements and the cash flow statement for the financial year ended 31st March, 2021 and that to the best of our knowledge and belief:
- (1) these statements do not contain any materially untrue statement or omit any material fact or contain statements that might be misleading;
 - (2) these statements together present a true and fair view of the Company's affairs and are in compliance with existing accounting standards, applicable laws and regulations.
- B. There are, to the best of our knowledge and belief, no transactions entered into by the Company during the year which are fraudulent, illegal or violative of the Company's code of conduct.
- C. We accept responsibility for establishing and maintaining internal controls for financial reporting and we have evaluated the effectiveness of internal control systems of the company pertaining to financial reporting and we have disclosed to the Auditors and the Audit Committee, deficiencies in the design or operation of such internal controls, if any, of which we are aware and the steps we have taken or propose to take to rectify these deficiencies.
- D. We have indicated to the Auditors and Audit Committee:
- (1) significant changes in internal control over financial reporting during the year;
 - (2) significant changes in accounting policies during the year and that the same have been disclosed in the notes to the financial statements; and
 - (3) instances of significant fraud of which we have become aware and the involvement therein, if any, of the management or an employee having a significant role in the Company's internal control system over financial reporting.

Sd/-

SAJIV K. MENON
Managing Director

Sd/-

P. SAHASRANAMAN
Chief Financial Officer

DECLARATION OF COMPLIANCE OF CODE OF BUSINESS CONDUCT AND ETHICS

**(Under Schedule V(D) of the Securities and Exchange Board of India
(Listing Obligations and Disclosure Requirements), Regulations, 2015)**

As per the affirmations received from the Directors and Senior Executives of the Company, the Directors and Senior Executives have complied with the provisions of the Code of Business Conduct and Ethics applicable to Directors and Senior Executives of the Company for the financial year ended 31st March, 2021.

Sd/-

Sajiv K. Menon
Managing Director

CERTIFICATE OF NON-DISQUALIFICATION OF DIRECTORS

(Pursuant to Regulation 34(3) and Schedule V Para C clause (10)(i) of the SEBI (Listing Obligations and Disclosure Requirements) Regulations, 2015)

To,

The Members,
Nitta Gelatin India Limited
CIN: L24299KL1975PLC002691
56/715, SBT Avenue, Panampilly Nagar,
Ernakulam, Kochi-682 036.

I have examined the relevant registers, records, forms, returns and disclosures received from the Directors of Nitta Gelatin India Limited having CIN L24299KL1975PLC002691 and having Registered Office at 56/715, SBT Avenue, Panampilly Nagar, Ernakulam, Kochi-682036 (herein after referred to as 'the Company'), produced before me by the Company for the purpose of issuing this Certificate, in accordance with Regulation 34(3) read with Schedule V Para-C Sub clause 10(i) of the Securities Exchange Board of India (Listing Obligations and Disclosure Requirements) Regulations, 2015. In my opinion and to the best of my information and according to the verifications (including Directors Identification Number (DIN) status at the portal www.mca.gov.in) as considered necessary and explanations furnished to me by the Company & its officers, I hereby certify that none of the Directors on the Board of the Company as stated below for the Financial Year ending on 31st March, 2021 have been debarred or disqualified from being appointed or continuing as Directors of companies by the Securities and Exchange Board of India, Ministry of Corporate Affairs or any such other Statutory Authorities.

Sr. No.	Name of Director	DIN	Date of appointment in Company
1	Dr. K Ellangovan	05272476	28/02/2018
2	M. G. Rajamanickam	06847977	19/10/2020
3	Koichi Ogata	07811482	09/05/2017
4	Radha Unni	03242769	11/07/2014
5	E. Nandakumar	01802428	29/10/2018
6	Dr. Justice M. Jaichandren	08584025	04/11/2019
7	Yoichiro Sakuma	08237722	29/10/2018
8	Sajiv K. Menon	00168228	20/12/2013
9	Dr. Shinya Takahashi	07809828	09/05/2017
10	Hidenori Takemiya	08249254	29/10/2018

Ensuring the eligibility of for the appointment/continuity of every Director on the Board is the responsibility of the management of the Company. Our responsibility is to express an opinion on these based on our verification. This certificate is neither an assurance as to the future viability of the Company nor of the efficiency or effectiveness with which the management has conducted the affairs of the Company.

UDIN: F010876C000157319
C.P. No.: 14524
Unique Code No. I2015KE2046800
PR No. 728/2020

Place: Kochi
Date: 22.04.2021

Sd/-
Abhilash Nediyaalil Abraham
Practising Company Secretary
M.No. F10876, C.P. No.14524
Bldg No. 32/1721A, Palliseri Kavala
N.H. Bypass, Puthiya Road, Kochi -25

CERTIFICATE

The Members
Nitta Gelatin India Limited
Kochi – 36

I have examined relevant records of Nitta Gelatin India Limited (“the Company”) for the purpose of certifying compliance of conditions of Corporate Governance as per Regulations 17 to 27 and Clauses (b) to (i) of Sub-Regulation (2) of Regulation 46 and Para C, D and E of Schedule V of the Securities and Exchange Board of India (Listing Obligation and Disclosure Requirement) Regulation, 2015 (“Listing Regulation”) for the financial year ended 31st March, 2021. I have obtained all the information and explanations which to the best of my knowledge and belief were necessary for the purpose of certification.

The compliance of conditions of Corporate Governance is the responsibility of the Company management. My examination was limited to procedures and implementation thereof. This Certificate is neither an assurance as to the future viability of the company nor the efficacy or effectiveness with which the management has conducted the affairs of the Company. It is neither an audit nor an expression of opinion on the financial statement of the Company.

On the basis of my examination of the records produced, explanation and information furnished, I certify that the Company has complied with conditions of Corporate Governance as per Regulation 17 to 27 and clauses (b) to (i) of sub-regulation (2) of Regulation 46 and Para C,D and E of Schedule V of the Securities and Exchange Board of India (Listing Obligation and Disclosure Requirement) Regulation, 2015 (“Listing Regulation”) for the financial year ended 31st March, 2021 except that there was one short of the required number of Independent Directors on the Board and Audit Committee for the limited period between 19.03.2021 to 31.03.2021 consequent to the retirement of Dr. K. Cherian Varghese, Independent Director on 18.03.2021.

UDIN : F010876C000157352
C.P. No.: 14524
Unique Code No. I2015KE2046800
PR No. 728/2020
Date: 22.04.2021
Place: Kochi

Sd/-
Abhilash Nediyaalil Abraham
Practising Company Secretary
M.No. F10876, C.P. No.14524
Bldg No. 32/1721A, Palliseri Kavala
N.H. Bypass, Puthiya Road, Kochi -25

Independent Auditor's Report

To the Members of Nitta Gelatin India Limited

Report on the Audit of the Standalone Financial Statements

Opinion

1. We have audited the accompanying standalone financial statements of Nitta Gelatin India Limited ('the Company'), which comprise the Balance Sheet as at 31 March 2021, the Statement of Profit and Loss (including Other Comprehensive Income), the Cash Flow Statement and the Statement of Changes in Equity for the year then ended, and a summary of the significant accounting policies and other explanatory information.
2. In our opinion and to the best of our information and according to the explanations given to us, the aforesaid standalone financial statements give the information required by the Companies Act, 2013 ('Act') in the manner so required and give a true and fair view in conformity with the accounting principles generally accepted in India including Indian Accounting Standards ('Ind AS') specified under section 133 of the Act, of the state of affairs of the Company as at 31 March 2021, and its profit (including other comprehensive income), its cash flows and the changes in equity for the year ended on that date.

Basis for Opinion

3. We conducted our audit in accordance with the

Standards on Auditing specified under section 143(10) of the Act. Our responsibilities under those standards are further described in the Auditor's Responsibilities for the Audit of the Financial Statements section of our report. We are independent of the Company in accordance with the Code of Ethics issued by the Institute of Chartered Accountants of India ('ICAI') together with the ethical requirements that are relevant to our audit of the financial statements under the provisions of the Act and the rules thereunder, and we have fulfilled our other ethical responsibilities in accordance with these requirements and the Code of Ethics. We believe that the audit evidence we have obtained is sufficient and appropriate to provide a basis for our opinion.

Key Audit Matters

4. Key audit matters are those matters that, in our professional judgment, were of most significance in our audit of the standalone financial statements of the current period. These matters were addressed in the context of our audit of the financial statements as a whole, and in forming our opinion thereon, and we do not provide a separate opinion on these matters.
5. We have determined the matters described below to be the key audit matters to be communicated in our report.

Key audit matters	How our audit addressed the key audit matter
<p>(a) Provisions and contingent liabilities relating to litigations (Refer note 3.31 of the accompanying standalone financial statements):</p> <p>Following are the significant matters relating to litigations that are outstanding as at 31 March 2021:</p> <ol style="list-style-type: none"> Customs duty - ₹ 1,968.36 Lakhs Water cess - ₹ 653.01 Lakhs Other tax matters - ₹ 1,244.20 Lakhs <p>The eventual outcome of these legal proceedings is dependent on the outcome of future events and unexpected adverse outcomes could significantly impact the Company's reported profits and balance sheet position.</p> <p>The amounts involved are material and the application of accounting principles as given under Ind AS 37, Provisions, Contingent Liabilities and Contingent Assets, in order to determine the amount to be recorded as a liability or to be disclosed as a contingent liability, in each case, is inherently subjective, and needs careful evaluation and judgement to be applied by the</p>	<p>Our audit work included, but was not limited to the following procedures:</p> <ul style="list-style-type: none"> • Obtained an understanding of the management process for: <ul style="list-style-type: none"> – identification of legal and tax matters initiated against the Company, – assessment of accounting treatment for each such litigation identified under Ind AS 37 accounting principles, and – measurement of amounts involved. • Evaluated the design and tested the operating effectiveness of key controls around above process. • Obtained an understanding of the nature of litigations pending against the Company and discussed the key developments during the year for key litigations with the management and respective legal counsels handling such cases on behalf of the Company. Tested the independence, objectivity and competence of such management experts involved. • On a sample basis, obtained and reviewed the

Key audit matters	How our audit addressed the key audit matter
<p>management.</p> <p>Key judgments are also made by the management in estimating the amount of liabilities, provisions and/or contingent liabilities related to aforementioned litigations.</p> <p>Considering the degree of judgment, significance of the amounts involved, inherent high estimation uncertainty and reliance on external legal and tax experts, this matter has been identified as a key audit matter for the current year audit.</p> <p>(b) Impairment assessment of the carrying value of Property, Plant and Equipment (Refer note 3.01 of the accompanying standalone financial statements)</p> <p>As at 31 March 2021, the Company is carrying Property, Plant and Equipment ('PPE') aggregating to ₹ 10,778.59 Lakhs in its financial statements. These balances are subject to a test of impairment by the management where impairment indicators exist.</p> <p>As mentioned in note 3.01 to the standalone financial statements, as per impairment testing of the carrying value of PPE carried out by the management as at 31 March 2021, in the manner prescribed under Ind AS 36– Impairment of Assets, an impairment loss of ₹ 200 Lakhs recognized in the current year.</p> <p>Fair value and value-in-use of such PPE for the determination of the recoverable amounts involves significant judgement and high estimation uncertainty relating to identification of appropriate cash-generating unit, future cash flow projections made by the management using internal and external assumptions</p>	<p>necessary evidence which includes correspondence with the external legal counsels and where necessary, inspected minutes of case proceedings available in public domain, to support the decisions and rationale for creation of provisions and/or disclosure of contingent liabilities in respect of each such litigation selected for testing.</p> <ul style="list-style-type: none"> • Obtained independent opinion/confirmations directly from the external legal counsels to confirm management's assessment of outstanding litigation and asserted claims. • Reviewed each attorney response obtained as above to ensure that the conclusions reached are supported by sufficient legal rationale and adequate information is included for the management to determine the appropriate accounting treatment of such cases in the financial statements. • Assessed the appropriateness of methods used, and the reliability of underlying data for the underlying calculations made for quantifying the amounts involved. Tested the arithmetical accuracy of such calculations. • Involved our tax specialists to assess the Company's interpretation and application of relevant tax laws to evaluate the appropriateness of key assumptions used and the reasonableness of estimates in relation to uncertain tax positions, taking into account past precedents. • Evaluated the disclosures made under provisions and contingent liability for their appropriateness in accordance with the applicable accounting standards. <p>Our audit work included, but was not restricted to, the following procedures:</p> <ul style="list-style-type: none"> • Obtained an understanding of the management process and performed a walkthrough to evaluate design effectiveness and tested operating effectiveness of key controls around identification of impairment indicators, impairment testing of property plant and equipment which include identification of cash generating units at which level such impairment testing is required to be performed. • Obtained the business plans of the Company for the identified cash-generating unit, to corroborate the future cash flows used in value-in-use determination. • Involved valuation specialists to test the Management's assumptions used for determination of value-in-use of the cash generating unit and obtained adequate supporting documents with respect to the impairment loss recognised in the current year. • Performed sensitivity analysis in respect of the key

Key audit matters	How our audit addressed the key audit matter
<p>and using appropriate discount rate. As a result of such judgements and significance of the amounts involved, the matter has been identified as a key audit matter in the current year audit.</p> <p>This matter is also considered as fundamental to the understanding of the users of the standalone financial statements.</p>	<p>assumptions used, including revenue growth rates, cost reduction targets and discount rate to verify appropriateness of such assumptions.</p> <ul style="list-style-type: none"> • Compared the actual results of estimates made in prior period to assess accuracy of management's estimates. • Assessed appropriateness of the disclosures made by the management for impairment assessment of carrying value of PPE.

Information other than the Financial Statements and Auditor's Report thereon

6. The Company's Board of Directors is responsible for the other information. The other information comprises the information included in the Annual Report, but does not include the standalone financial statements and our auditor's report thereon.

Our opinion on the standalone financial statements does not cover the other information and we do not express any form of assurance conclusion thereon.

In connection with our audit of the standalone financial statements, our responsibility is to read the other information and, in doing so, consider whether the other information is materially inconsistent with the standalone financial statements or our knowledge obtained in the audit or otherwise appears to be materially misstated. If, based on the work we have performed, we conclude that there is a material misstatement of this other information, we are required to report that fact. We have nothing to report in this regard.

Responsibilities of Management and Those Charged with Governance for the Standalone Financial Statements

7. The accompanying standalone financial statements have been approved by the Company's Board of Directors. The Company's Board of Directors is responsible for the matters stated in section 134(5) of the Act with respect to the preparation of these standalone financial statements that give a true and fair view of the financial position, financial performance including other comprehensive income, changes in equity and cash flows of the Company in accordance with the accounting principles generally accepted in India, including the Ind AS specified under section 133 of the Act. This responsibility also includes maintenance of adequate accounting records in accordance with the provisions of the Act for safeguarding of the assets of the Company and for preventing and detecting frauds and other irregularities; selection and application of appropriate accounting policies; making judgments and estimates that are reasonable and prudent; and

design, implementation and maintenance of adequate internal financial controls, that were operating effectively for ensuring the accuracy and completeness of the accounting records, relevant to the preparation and presentation of the financial statements that give a true and fair view and are free from material misstatement, whether due to fraud or error.

8. In preparing the financial statements, management is responsible for assessing the Company's ability to continue as a going concern, disclosing, as applicable, matters related to going concern and using the going concern basis of accounting unless management either intends to liquidate the Company or to cease operations, or has no realistic alternative but to do so.
9. Those Board of Directors is also responsible for overseeing the Company's financial reporting process.

Auditor's Responsibilities for the Audit of the Financial Statements

10. Our objectives are to obtain reasonable assurance about whether the financial statements as a whole are free from material misstatement, whether due to fraud or error, and to issue an auditor's report that includes our opinion. Reasonable assurance is a high level of assurance, but is not a guarantee that an audit conducted in accordance with Standards on Auditing will always detect a material misstatement when it exists. Misstatements can arise from fraud or error and are considered material if, individually or in the aggregate, they could reasonably be expected to influence the economic decisions of users taken on the basis of these financial statements.
11. As part of an audit in accordance with Standards on Auditing, we exercise professional judgment and maintain professional skepticism throughout the audit. We also:
 - Identify and assess the risks of material misstatement of the financial statements, whether due to fraud or error, design and perform audit procedures responsive to those risks, and obtain audit evidence that is sufficient and appropriate to provide a basis for our opinion. The risk of not

detecting a material misstatement resulting from fraud is higher than for one resulting from error, as fraud may involve collusion, forgery, intentional omissions, misrepresentations, or the override of internal control;

- Obtain an understanding of internal control relevant to the audit in order to design audit procedures that are appropriate in the circumstances. Under section 143(3)(i) of the Act, we are also responsible for expressing our opinion on whether the Company has adequate internal financial controls with reference to financial statements in place and the operating effectiveness of such controls;
 - Evaluate the appropriateness of accounting policies used and the reasonableness of accounting estimates and related disclosures made by management;
 - Conclude on the appropriateness of management's use of the going concern basis of accounting and, based on the audit evidence obtained, whether a material uncertainty exists related to events or conditions that may cast significant doubt on the Company's ability to continue as a going concern. If we conclude that a material uncertainty exists, we are required to draw attention in our auditor's report to the related disclosures in the financial statements or, if such disclosures are inadequate, to modify our opinion. Our conclusions are based on the audit evidence obtained up to the date of our auditor's report. However, future events or conditions may cause the Company to cease to continue as a going concern;
 - Evaluate the overall presentation, structure and content of the financial statements, including the disclosures, and whether the financial statements represent the underlying transactions and events in a manner that achieves fair presentation;
12. We communicate with those charged with governance regarding, among other matters, the planned scope and timing of the audit and significant audit findings, including any significant deficiencies in internal control that we identify during our audit.
 13. We also provide those charged with governance with a statement that we have complied with relevant ethical requirements regarding independence, and to communicate with them all relationships and other matters that may reasonably be thought to bear on our independence, and where applicable, related safeguards.
 14. From the matters communicated with those charged with governance, we determine those matters that were of most significance in the audit of the financial statements of the current period and are therefore the key audit matters. We describe these matters in our auditor's report unless law or regulation precludes public disclosure about the matter or when, in extremely rare circumstances, we determine that a matter should not be communicated in our report because the adverse consequences of doing so would reasonably be expected to outweigh the public interest benefits of such communication.
- Report on Other Legal and Regulatory Requirements**
15. As required by section 197(16) of the Act, based on our audit, we report that the Company has paid remuneration to its directors during the year in accordance with the provisions of and limits laid down under section 197 read with Schedule V to the Act.
 16. As required by the Companies (Auditor's Report) Order, 2016 ('the Order') issued by the Central Government of India in terms of section 143(11) of the Act, we give in the Annexure I a statement on the matters specified in paragraphs 3 and 4 of the Order.
 17. Further to our comments in Annexure I, as required by section 143(3) of the Act, based on our audit, we report, to the extent applicable, that:
 - a) we have sought and obtained all the information and explanations which to the best of our knowledge and belief were necessary for the purpose of our audit of the accompanying standalone financial statements;
 - b) in our opinion, proper books of account as required by law have been kept by the Company so far as it appears from our examination of those books;
 - c) the standalone financial statements dealt with by this report are in agreement with the books of account;
 - d) in our opinion, the aforesaid standalone financial statements comply with Ind AS specified under section 133 of the Act;
 - e) on the basis of the written representations received from the directors and taken on record by the Board of Directors, none of the directors is disqualified as on 31 March 2021 from being appointed as a director in terms of section 164(2) of the Act;
 - f) we have also audited the internal financial controls with reference to financial statements of the Company as on 31 March 2021 in conjunction with our audit of the standalone financial statements of the Company for the year ended on that date and our report dated 07 May 2021 as per Annexure II expressed unmodified opinion; and
 - g) with respect to the other matters to be included in the Auditor's Report in accordance with rule 11 of

the Companies (Audit and Auditors) Rules, 2014 (as amended), in our opinion and to the best of our information and according to the explanations given to us:

- i. the Company, as detailed in note 3.31 to the standalone financial statements, has disclosed the impact of pending litigations on its financial position as at 31 March 2021;
- ii. the Company did not have any long-term contracts including derivative contracts for which there were any material foreseeable losses as at 31 March 2021;
- iii. there has been no delay in transferring amounts, required to be transferred, to the Investor Education and Protection Fund by the Company during the year ended 31 March 2021;
- iv. the disclosure requirements relating to holdings as well as dealings in specified bank notes were applicable for the period from 8 November 2016 to 30 December 2016, which are not relevant to these standalone financial statements. Hence, reporting under this clause is not applicable.

For **Walker Chandiok & Co LLP**

Chartered Accountants

Firm's Registration No.: 001076N/N500013

Krishnakumar Ananthasivan

Partner

Membership No.: 206229

UDIN: 21206229AAAABG5393

Place: Kochi

Date: 07 May 2021

Annexure I to the Independent Auditor's Report of even date to the members of Nitta Gelatin India Limited, on the standalone financial statements for the year ended 31 March 2021

Based on the audit procedures performed for the purpose of reporting a true and fair view on the financial statements of the Company and taking into consideration the information and explanations given to us and the books of account and other records examined by us in the normal course of audit, and to the best of our knowledge and belief, we report that:

- (i) (a) The Company has maintained proper records showing full particulars, including quantitative details and situation of fixed assets.
- (b) The fixed assets have been physically verified by the management during the year and no material discrepancies were noticed on such verification. In our opinion, the frequency of verification of the fixed assets is reasonable having regard to the size of the Company and the nature of its assets.
- (c) The title deeds of all the immovable properties (which are included under the head 'Property, plant and equipment') are held in the name of the Company.
- (ii) In our opinion, the management has conducted physical verification of inventory at reasonable intervals during the year and no material discrepancies between physical inventory and book records were noticed on physical verification.
- (iii) The Company has not granted any loan, secured or unsecured to companies, firms, Limited Liability Partnerships (LLPs) or other parties covered in the register maintained under Section 189 of the Act. Accordingly, the provisions of clauses 3(iii)(a), 3(iii)(b) and 3(iii)(c) of the Order are not applicable.
- (iv) In our opinion, Company has complied with the provisions of Sections 185 and 186 of the Act in respect of investments, and guarantees. Further, in our opinion, the Company has not entered into any transaction covered under Section 185 and Section 186 of the Act in respect of loans and security.
- (v) In our opinion, the Company has not accepted any deposits within the meaning of Sections 73 to 76 of the Act and the Companies (Acceptance of Deposits) Rules, 2014 (as amended). Accordingly, the provisions of clause 3(v) of the Order are not applicable.
- (vi) We have broadly reviewed the books of account maintained by the Company pursuant to the Rules made by the Central Government for the maintenance of cost records under sub-section (1) of Section 148 of the Act in respect of Company's products and are of the opinion that, *prima facie*, the prescribed accounts and records have been made and maintained. However, we have not made a detailed examination of the cost records with a view to determine whether they are accurate or complete.
- (vii) (a) Undisputed statutory dues including provident fund, employees' state insurance, income-tax, goods and service tax, duty of customs, and other material statutory dues, as applicable, have generally been regularly deposited to the appropriate authorities, though there has been a slight delay in a few cases. Undisputed amounts payable in respect of cess, which was outstanding at the year-end for a period more than six months from the date they became payable are as follows:

Statement of arrears of statutory dues outstanding for more than six months:

Name of the statute	Nature of the dues	Amount (₹ in Lakhs)	Period to which the amount relates	Due Date	Date of Payment
The Kerala Irrigation and Water Conservation Act 2003 and The Water (Prevention and Control of Pollution) Cess Act, 1977	Water Cess	8.72	April 2016, May 2016, and January 2017 to October 2017, March to December 2018	Notice dated 14 November 2011	Pending Payment. Payment of dues is made based on the order of assessment received under the Water (Prevention and Control of Pollution) Cess Act, 1977

(b) The dues outstanding in respect of income-tax, sales-tax, service tax, duty of customs, duty of

excise and value added tax on account of any dispute, are as follows:

Statement of Disputed Dues:

Name of the statute	Nature of dues	Amount (₹ in Lakhs)	Amount paid under Protest (₹ in Lakhs)	Period to which the amount relates	Forum where dispute is pending
Income-tax Act, 1961	Income tax	178.83	95.74	AY 2009-10 to 2014-15	Commissioner of Income Tax (Appeals)
Kerala Value Added Tax Act, 2003	Value Added Tax	711.04	-	FY 2011-12	Deputy Commissioner (Appeals), Sales Tax, Kochi
Kerala Value Added Tax Act, 2003	Value Added Tax	12.37	12.37	FY 2009-10	Deputy Commissioner, Sales Tax, Kochi
Kerala Value Added Tax Act, 2003	Value Added Tax	48.56	14.31	FY 2010-11	Deputy Commissioner, Sales Tax, Kochi
Gujarat Value Added Tax Act, 2003	Value Added Tax	10.18	-	FY 2016-17 and 2017-18	Assistant Commissioner, Sales Tax, Gujarat
Central Sales Tax Act, 1956	Central Sales Tax	70.67	15.23	FY 2010-11, 2011-12, and 2014-15	Deputy Commissioner of Sales Tax (Appeals)
Customs Act, 1962	Custom duty	1,968.36	65.78	FY 2011-12 to FY 2016-17	Customs, Excise and Service Tax Appellate Tribunal, Bangalore
Central Excise Act, 1944	Central excise	350.75	-	FY 2003-04 to 2014-15	Customs, Excise and Service Tax Appellate Tribunal, Bangalore
Central Excise Act, 1944	Central excise	7.21	0.36	FY 2010-11 to 2012-13	Customs, Excise and Service Tax Appellate Tribunal, Bangalore
Finance Act, 1994	Service tax	35.50	1.39	FY 2010-11 to 2012-13	Commissioner (Appeals)
Finance Act, 1994	Service tax	3.68	0.18	FY 2011-12	Commissioner (Appeals)
Finance Act, 1994	Interest on service tax demands	35.67	-	FY 2010-11 to 2012-13	Commissioner (Appeals)

- (viii) The Company has not defaulted in repayment of loans or borrowings to any financial institution or a bank or government during the year. The Company has neither taken any loans or borrowings from government nor has any dues payable to debenture-holders during the year.
- (ix) The Company did not raise moneys by way of initial public offer or further public offer (including debt instruments). In our opinion, the term loans were applied for the purposes for which the loans were obtained.
- (x) No fraud by the Company or on the company by its officers or employees has been noticed or reported during the period covered by our audit.
- (xi) Managerial remuneration has been paid by the Company in accordance with the requisite approvals mandated by the provisions of Section 197 of the Act read with Schedule V to the Act.
- (xii) In our opinion, the Company is not a Nidhi Company. Accordingly, provisions of clause 3(xii) of the Order are not applicable.
- (xiii) In our opinion all transactions with the related parties are in compliance with Sections 177 and 188 of Act, where applicable, and the requisite details have been disclosed in the financial statements etc., as required by the applicable accounting standards.
- (xiv) During the year, the Company has not made any preferential allotment or private placement of shares or fully or partly convertible debentures.
- (xv) In our opinion, the Company has not entered into any non-cash transactions with the directors or persons connected with them covered under Section 192 of the Act.
- (xvi) The company is not required to be registered under Section 45-IA of the Reserve Bank of India Act, 1934.

For Walker Chandiook & Co LLP

Chartered Accountants

Firm's Registration No.: 001076N/N500013

Krishnakumar Ananthasivan

Partner

Membership No.: 206229

UDIN: 21206229AAAABG5393

Place: Kochi

Date: 07 May 2021

Annexure II

Independent Auditor's Report on the internal financial controls with reference to the standalone financial statements under Clause (i) of Sub-section 3 of Section 143 of the Companies Act, 2013 ('the Act')

1. In conjunction with our audit of the standalone financial statements of Nitta Gelatin India Limited ('the Company') as at and for the year ended 31 March 2021, we have audited the internal financial controls with reference to financial statements of the Company as at that date.

Responsibilities of Management and Those Charged with Governance for Internal Financial Controls

2. The Company's Board of Directors is responsible for establishing and maintaining internal financial controls based on the internal control over financial reporting criteria established by the Company considering the essential components of internal control stated in the Guidance Note on Audit of Internal Financial Controls over Financial Reporting issued by the Institute of Chartered Accountants of India ('ICAI'). These responsibilities include the design, implementation and maintenance of adequate internal financial controls that were operating effectively for ensuring the orderly and efficient conduct of the Company's business, including adherence to the Company's policies, the safeguarding of its assets, the prevention and detection of frauds and errors, the accuracy and completeness of the accounting records, and the timely preparation of reliable financial information, as required under the Act.

Auditor's Responsibility for the Audit of the Internal Financial Controls with Reference to Financial Statements

3. Our responsibility is to express an opinion on the Company's internal financial controls with reference to financial statements based on our audit. We conducted our audit in accordance with the Standards on Auditing issued by the Institute of Chartered Accountants of India ('ICAI') prescribed under Section 143(10) of the Act, to the extent applicable to an audit of internal financial controls with reference to financial statements, and the Guidance Note on Audit of Internal Financial Controls Over Financial Reporting ('the Guidance Note') issued by the ICAI. Those Standards and the Guidance Note require that we comply with ethical requirements and plan and perform the audit to obtain reasonable assurance about whether adequate internal financial controls with reference to financial statements were established and maintained and if such controls operated effectively in all material respects.

4. Our audit involves performing procedures to obtain audit evidence about the adequacy of the internal financial controls with reference to financial statements and their operating effectiveness. Our audit of internal financial controls with reference to financial statements

includes obtaining an understanding of such internal financial controls, assessing the risk that a material weakness exists, and testing and evaluating the design and operating effectiveness of internal control based on the assessed risk. The procedures selected depend on the auditor's judgement, including the assessment of the risks of material misstatement of the financial statements, whether due to fraud or error.

5. We believe that the audit evidence we have obtained is sufficient and appropriate to provide a basis for our audit opinion on the Company's internal financial controls with reference to financial statements.

Meaning of Internal Financial Controls with Reference to Financial Statements

6. A company's internal financial controls with reference to financial statements is a process designed to provide reasonable assurance regarding the reliability of financial reporting and the preparation of financial statements for external purposes in accordance with generally accepted accounting principles. A company's internal financial controls with reference to financial statements include those policies and procedures that (1) pertain to the maintenance of records that, in reasonable detail, accurately and fairly reflect the transactions and dispositions of the assets of the company; (2) provide reasonable assurance that transactions are recorded as necessary to permit preparation of financial statements in accordance with generally accepted accounting principles, and that receipts and expenditures of the company are being made only in accordance with authorisations of management and directors of the company; and (3) provide reasonable assurance regarding prevention or timely detection of unauthorised acquisition, use, or disposition of the company's assets that could have a material effect on the financial statements.

Inherent Limitations of Internal Financial Controls with Reference to Financial Statements

7. Because of the inherent limitations of internal financial controls with reference to financial statements, including the possibility of collusion or improper management override of controls, material misstatements due to error or fraud may occur and not be detected. Also, projections of any evaluation of the internal financial controls with reference to financial statements to future periods are subject to the risk that the internal financial controls with reference to financial statements may become inadequate because of changes in conditions, or that the degree of compliance with the policies or

procedures may deteriorate.

Opinion

8. In our opinion, the Company has, in all material respects, adequate internal financial controls with reference to financial statements and such controls were operating effectively as at 31 March 2021, based on the internal control over financial reporting criteria established by the Company considering the essential components of internal control stated in the Guidance Note on Internal Financial Controls over Financial Reporting issued by the Institute of Chartered Accountants of India (ICAI).

For **Walker Chandiok & Co LLP**

Chartered Accountants

Firm's Registration No.: 001076N/N500013

Krishnakumar Ananthasivan

Partner

Membership No.: 206229

UDIN: 21206229AAAABG5393

Place: Kochi

Date: 07 May 2021

Nitta Gelatin India Limited

Balance Sheet as at 31 March 2021

(All amounts are in ₹ Lakhs, unless otherwise stated)

Particulars	Note	As at 31 March 2021	As at 31 March 2020
ASSETS			
Non-current Assets			
(a) Property, plant and equipment	3.01	10,778.59	11,561.31
(b) Capital work-in-progress	3.01	179.67	407.66
(c) Other intangible assets	3.02	22.82	23.52
(d) Financial assets			
(i) Investments	3.03	444.20	437.17
(ii) Loans	3.04	382.50	385.62
(iii) Other financial assets	3.05	13.84	99.90
(e) Deferred tax assets	3.15	-	210.74
(f) Non-current tax assets (net)		1,520.03	1,742.73
(g) Other non-current assets	3.06	625.66	859.05
		13,967.31	15,727.70
Current Assets			
(a) Inventories	3.07	8,295.36	8,328.84
(b) Financial assets			
(i) Trade receivables	3.08	5,527.08	2,707.07
(ii) Cash and cash equivalents	3.09	69.99	97.96
(iii) Bank balances other than cash and cash equivalents	3.10	166.07	75.88
(iv) Loans	3.04	6.32	7.00
(v) Other financial assets	3.05	262.71	108.74
(c) Other current assets	3.06	361.76	502.97
		14,689.29	11,828.46
Total Assets		28,656.60	27,556.16
EQUITY AND LIABILITIES			
Equity			
(a) Equity share capital	3.11	907.92	907.92
(b) Other equity	3.12	15,402.36	13,409.39
		16,310.28	14,317.31
LIABILITIES			
Non-current Liabilities			
(a) Financial liabilities			
(i) Borrowings	3.13	2,309.39	2,868.92
(b) Provisions	3.17	261.37	189.73
(c) Deferred tax liabilities (net)	3.14	155.09	-
		2,725.85	3,058.65
Current Liabilities			
(a) Financial liabilities			
(i) Borrowings	3.13	4,577.18	4,317.00
(ii) Trade payables			
a) Total outstanding dues of micro and small enterprises	3.15	400.10	60.12
b) Total outstanding dues of creditors other than micro and small enterprises	3.15	1,989.90	2,137.15
(iii) Other financial liabilities	3.16	946.48	1,677.29
(b) Other current liabilities	3.18	852.92	984.58
(c) Provisions	3.17	365.65	291.43
(d) Current tax liabilities (net)		488.24	712.63
		9,620.47	10,180.20
Total Equity and Liabilities		28,656.60	27,556.16

See accompanying notes forming part of these standalone financial statements.

This is the Balance Sheet referred to in our report of even date.

For **Walker Chandio & Co LLP**
Chartered Accountants
Firm's Registration No: 001076N/N500013

For and on behalf of the Board of Directors of
Nitta Gelatin India Limited

Krishnakumar Ananthasivan
Partner
Membership No.: 206229

Sajiv K. Menon
Managing Director
DIN : 00168228

E. Nandakumar
Director
DIN : 01802428

Place: Kochi
Date: 7 May 2021

Sahasranaman P.
Chief Financial Officer

G. Rajesh Kurup
Company Secretary

Nitta Gelatin India Limited
Statement of Profit and Loss for the year ended 31 March 2021

(All amounts are in ₹ Lakhs, unless otherwise stated)

Particulars	Note	Year ended 31 March 2021	Year ended 31 March 2020
INCOME			
Revenue from operations	3.19	35,429.65	29,447.84
Other income	3.20	462.02	329.85
Total income		35,891.67	29,777.69
EXPENSES			
Cost of materials consumed	3.21	18,696.37	15,595.01
Changes in inventories of finished goods and work-in-progress	3.22	118.28	(1,792.30)
Employee benefits expense	3.23	3,581.00	3,469.67
Finance costs	3.24	494.19	753.45
Depreciation and amortisation expense	3.25	1,480.94	1,495.88
Other expenses	3.26	9,087.24	9,568.05
Total expenses		33,458.02	29,089.76
Profit before tax		2,433.65	687.93
Tax expense			
Current tax		453.00	118.00
Income tax relating to earlier years		-	(310.97)
Minimum alternate tax credit entitlement		(203.00)	(118.00)
Deferred tax charge	3.36	393.21	209.36
Profit for the year		1,790.44	789.54
Other comprehensive income			
Items that will not be reclassified subsequently to profit or loss:			
a) Re-measurement loss in defined benefit plans		(134.98)	(65.37)
Income tax relating to items that will not be reclassified to profit or loss		39.31	19.03
		(95.67)	(46.34)
b) Measurement of financial assets through other comprehensive income		7.03	(5.22)
Income tax relating to items that will not be reclassified to profit or loss		(1.46)	1.08
		5.57	(4.14)
Net of items that will not be reclassified subsequently to profit or loss:		(90.10)	(50.48)
Items that will be reclassified subsequently to profit or loss:			
a) Gain/(Loss) recognised on cash flow hedges		733.08	(758.68)
Income tax relating to items that will be reclassified to profit or loss		(213.47)	220.93
Net of items that will be reclassified subsequently to profit or loss:		519.61	(537.75)
Total other comprehensive income/(loss), net of tax		429.51	(588.23)
Total comprehensive income/(loss) for the year		2,219.95	201.31
Earnings per equity share (₹ per share)			
Basic	3.27	19.72	8.70
Diluted		19.72	8.70

See accompanying notes forming part of these standalone financial statements.

This is the Statement of Profit and Loss referred to in our report of even date.

For **Walker Chandiook & Co LLP**
Chartered Accountants
Firm's Registration No: 001076N/N500013

Krishnakumar Ananthasivan
Partner
Membership No.: 206229

Place: Kochi
Date: 7 May 2021

For and on behalf of the Board of Directors of
Nitta Gelatin India Limited

Sajiv K. Menon
Managing Director
DIN : 00168228

Sahasranaman P.
Chief Financial Officer

E. Nandakumar
Director
DIN : 01802428

G. Rajesh Kurup
Company Secretary

Nitta Gelatin India Limited
Cash Flow Statement for the year ended 31 March 2021

(All amounts are in ₹ Lakhs, unless otherwise stated)

Particulars	Year ended 31 March 2021	Year ended 31 March 2020
A. Cash flows from operating activities		
Profit before tax	2,433.65	687.93
Adjustments for:		
Depreciation and amortisation expense	1,480.94	1,495.88
Loss on disposal of Property, plant and equipment (net)	45.20	7.83
Provision for impairment on Plant and equipment	200.00	310.73
Finance costs	494.19	753.45
Interest income	(34.44)	(12.87)
Dividend income from non-current investments	(332.80)	(210.30)
Liabilities no longer required written back	-	(0.30)
Reversal of Allowances for expected credit loss on trade receivables	(12.00)	-
Unrealised foreign exchange gain (net)	(5.53)	(144.45)
Operating profit before working capital changes	4,269.21	2,887.90
Adjustments for working capital changes:		
(Increase)/Decrease in trade receivables, other financial assets and other current assets	(1,835.37)	1,856.73
Decrease/(Increase) in inventories	33.48	(1,887.22)
(Decrease)/Increase in trade payables, other financial liabilities and other current liabilities	(510.29)	708.90
Increase/(Decrease) in provisions	10.88	(20.02)
	(2,301.30)	658.39
Cash generated from operations	1,967.91	3,546.29
Income taxes paid(net of refund)	(454.69)	(236.43)
Net cash generated from operating activities	1,513.22	3,309.86
B. Cash flows from investing activities		
Payments for purchase of Property, plant and equipment and Capital work-in-progress	(709.30)	(876.03)
Proceeds from disposal of Property, plant and equipment	1.15	7.99
Increase in other bank balances with maturity more than three months	(4.74)	(28.66)
Interest received	35.94	13.38
Dividend received	332.80	210.30
Net cash used in investing activities	(344.15)	(673.02)
C. Cash flows from financing activities		
Repayment of non-current borrowings (net)	(769.80)	(423.80)
Proceeds/(Repayment) from current borrowings (net)	242.18	(1,651.46)
Dividend paid	(227.59)	(136.94)
Tax paid on dividend	-	(2.38)
Interest paid	(441.83)	(725.36)
Net cash used in financing activities	(1,197.04)	(2,939.94)
Net decrease in cash and cash equivalents	(27.97)	(303.10)
Cash and cash equivalents at beginning of the year	97.96	401.06
Cash and cash equivalents at the end of the year	69.99	97.96
	(27.97)	(303.10)
Components of Cash and cash equivalents (Refer Note 3.09)		
a) Cash on hand	2.11	7.56
b) Balance with banks:		
- in current accounts	27.72	90.40
- in deposit accounts with a maturity of less than three months	40.16	-
	69.99	97.96

Reconciliation between the opening and closing balances in the balance sheet for liabilities arising from financing activities

Particulars	As at March 31 2019	Cash flows	Non cash changes	As at March 31 2020
Non-current borrowings (including current maturities)	3,969.54	(423.80)	51.68	3,597.42
Current borrowings	6,126.74	(1,651.46)	(158.28)	4,317.00

Nitta Gelatin India Limited
Cash Flow Statement for the year ended 31 March 2021

(All amounts are in ₹ Lakhs, unless otherwise stated)

Reconciliation between the opening and closing balances in the balance sheet for liabilities arising from financing activities

Particulars	As at March 31 2020	Cash flows	Non cash changes	As at March 31 2021
Non-current borrowings (including current maturities)	3,597.42	(769.80)	67.77	2,895.39
Current borrowings	4,317.00	242.18	18.00	4,577.18

The above Cash Flow Statement has been prepared under the "Indirect Method" as set out in the Indian Accounting Standard (Ind AS-7) - Statement of Cash Flow.

See accompanying notes forming part of these standalone financial statements.

This is the Cash Flow Statement referred to in our report of even date.

For **Walker Chandio & Co LLP**

Chartered Accountants

Firm's Registration No: 001076N/N500013

Krishnakumar Ananthasivan

Partner

Membership No.: 206229

Place: Kochi

Date: 7 May 2021

**For and on behalf of the Board of Directors of
Nitta Gelatin India Limited**

Sajiv K. Menon

Managing Director

DIN : 00168228

Sahasranaman P.

Chief Financial Officer

E. Nandakumar

Director

DIN : 01802428

G. Rajesh Kurup

Company Secretary

Nitta Gelatin India Limited
Statement of Changes in Equity for the year ended 31 March 2021

(All amounts are in ₹ Lakhs, unless otherwise stated)

A. Equity share capital

Equity shares of ₹ 10 each, fully paid-up
As at 1 April 2019
Add: Issued and subscribed during the year
As at 31 March 2020
Add: Issued and subscribed during the year
As at 31 March 2021

Equity shares	
No. of Shares	Amount
9079160	907.92
9079160	907.92
9079160	907.92

B. Other equity

Balance as at 1 April 2019
Profit for the year
Other comprehensive (loss)(net of tax)
Dividend paid during the year
Corporate dividend tax
Balance as at 31 March 2020
Profit for the year
Other comprehensive income/(loss)(net of tax)
Dividend paid during the year
Balance as at 31 March 2021

	Reserves and Surplus				Items of other comprehensive income			Total		
	Securities premium	Retained earnings	Special export reserve	Capital reserve due to merger	Other equity	General reserve	Hedge reserve		Equity instruments through other comprehensive income	Other items of other comprehensive income / (loss)
Balance as at 1 April 2019	2,895.90	(1,306.39)	79.00	2,750.62	984.43	7,836.64	129.19	9.51	(32.88)	13,346.02
Profit for the year	-	789.54	-	-	-	-	-	-	-	789.54
Other comprehensive (loss)(net of tax)	-	-	-	-	-	-	(537.75)	(4.14)	(46.34)	(588.23)
Dividend paid during the year	-	(135.56)	-	-	-	-	-	-	-	(135.56)
Corporate dividend tax	-	(2.38)	-	-	-	-	-	-	-	(2.38)
Balance as at 31 March 2020	2,895.90	(654.79)	79.00	2,750.62	984.43	7,836.64	(408.56)	5.37	(79.22)	13,409.39
Profit for the year	-	1,790.44	-	-	-	-	-	-	-	1,790.44
Other comprehensive income/(loss)(net of tax)	-	-	-	-	-	-	519.61	5.57	(95.67)	429.51
Dividend paid during the year	-	(226.98)	-	-	-	-	-	-	-	(226.98)
Balance as at 31 March 2021	2,895.90	908.67	79.00	2,750.62	984.43	7,836.64	111.05	10.94	(174.89)	15,402.36

See accompanying notes forming part of these standalone financial statements.

This is the Statement of Changes in Equity referred to in our report of even date.

For **Walker Chandok & Co LLP**
Chartered Accountants
Firm's Registration No: 001076/N/IN500013

Krishnakumar Ananthasivan
Partner
Membership No.: 206229

Place: Kochi
Date: 7 May 2021

For and on behalf of the Board of Directors of
Nitta Gelatin India Limited

Sajiv K. Menon
Managing Director
DIN : 00168228

Sahasranaman P.
Chief Financial Officer

E. Nandakumar
Director
DIN : 01802428

G. Rajesh Kurup
Company Secretary

Summary of significant accounting policies and other explanatory information for the year ended 31 March 2021

(All amounts are in ₹ Lakhs, unless otherwise stated)

1. General Information:

Nitta Gelatin India Limited ('the Company'/'NGIL'), a public limited company, operates in the business of manufacture and sale of ossein, gelatin and collagen peptide. The Company's shares are listed for trading on BSE Limited in India.

These financial statements are authorised by the Board of Directors for issue in accordance with their resolution dated 7 May 2021.

2. Summary of significant accounting policies

a) Basis of accounting and preparation

These Financial Statements are the separate Financial Statements of the Company (also called Standalone Financial Statements), prepared in accordance with Indian Accounting Standards (Ind AS) notified under Section 133 of the Companies Act 2013, read together with the Companies (Indian Accounting Standards) Rules, 2015 (as amended).

The Financial Statements have been prepared under the historical cost convention, on the accrual basis of accounting, except for certain financial assets and financial liabilities (including derivative instruments) that are measured at fair values at the end of each reporting period as explained in the accounting policies below.

The Financial statements are presented in Indian Rupees (₹) and all values are rounded to the nearest lakhs, except when otherwise indicated.

The accounting policies have been applied consistently over all the periods presented in this financial statements except where newly issued accounting standard is initially adopted.

Previous year figures have been re-grouped/reclassified where necessary, to confirm with the current year presentation for the purpose of comparability.

b) Change in accounting policies and disclosures

- i. Effective 1 April 2019, the Company has adopted Ind AS 116 "Leases", as notified by the Ministry of Corporate Affairs (MCA) in the Companies (Indian Accounting Standards) Amendment Rules, 2019 using modified retrospective method. Ind AS 116 sets out the principles for the recognition, measurement, presentation and disclosure of leases and requires lessees to account for all leases under a single on-balance sheet model similar to the accounting for finance leases under Ind AS

17. The application of Ind AS 116 did not have material impact on the Financial Statements.

- ii. The Company has adopted Ind AS 12 "Income Taxes" as per Appendix C to Ind AS 12. The amendment to Ind AS 12 requires the entities to consider recognition and measurement requirements when there is uncertainty over income tax treatments. The application of the amended provision to Ind AS 12 did not have material impact on the Financial Statements.
- iii. The Company has adopted Ind AS 23 "Borrowing Costs" as amended, which requires the entity to calculate and apply the capitalisation rate on general borrowings, if any specific borrowing remains outstanding after the related asset is ready for its intended use or sale and that borrowing becomes part of the funds that entity borrows generally. This amendment also did not have a material impact on the Financial Statements.

c) Use of estimates

The preparation of the Financial Statements requires management to make judgements, estimates and assumptions that affect the reported amounts of revenues, expenses, assets and liabilities, and the accompanying disclosures. Uncertainty about these assumptions and estimates could result in outcomes that require a material adjustment to the carrying amount of assets or liabilities affected in future periods.

The Company bases its estimates and assumptions on parameters available when the Financial Statements were prepared. Existing circumstances and assumptions about future developments, however, may change due to market changes or circumstances arising that are beyond the control of the Company. Such changes are reflected in the assumptions when they occur.

Significant management judgements

The following are significant management judgements in applying the accounting policies of the Company that have the most significant effect on the amounts recognized in the Financial Statements or that have a significant risk of causing a material adjustment to the carrying amounts of assets and liabilities within the next financial year.

i. Classification of leases

The Company enters into leasing arrangements

Summary of significant accounting policies and other explanatory information for the year ended 31 March 2021

(All amounts are in ₹ Lakhs, unless otherwise stated)

for some assets. The Company has determined, based on an evaluation of the terms and conditions of the arrangements, such as the lease term not constituting a major part of the economic life of the land and office premises and the fair value of the asset, that it does not retain significant risks and rewards of ownership of the land and the office premises and accounts for the contracts as operating leases. Further, refer note no. 3.35, for effect of transition to Ind AS 116 and other disclosures relating to leases.

ii. Recognition of deferred tax assets

The extent to which deferred tax assets can be recognised is based on an assessment of the probability that future taxable income will be available against which the deductible temporary differences and tax loss carry forward can be utilised. In addition, significant judgement is required in assessing the impact of any legal or economic limits or uncertainties in various tax jurisdictions.

iii. Evaluation of indicators for impairment of assets

The evaluation of applicability of indicators of impairment of assets requires assessment of several external and internal factors which could result in deterioration of recoverable amount of the assets. In assessing impairment, management estimates the recoverable amount of each asset or cash generating units based on expected future cash flows and uses an interest rate to discount them. Estimation uncertainty relates to assumptions about future operating results and the determination of a suitable discount rate.

iv. Recoverability of advances/receivables

At each balance sheet date, based on historical default rates observed over expected life, the management assesses the expected credit loss on outstanding receivables and advances.

v. Useful lives of depreciable/amortisable assets

Management reviews its estimate of the useful lives of depreciable/amortisable assets at each reporting date, based on the expected utility of the assets. Uncertainties in these estimates relate to technical and economic obsolescence that may change the utility of certain items of property, plant and equipment.

vi. Defined benefit obligation (DBO)

Management's estimate of the DBO is based on a number of critical underlying assumptions such as standard rates of inflation, medical cost trends,

mortality, discount rate and anticipation of future salary increases. Variation in these assumptions may significantly impact the DBO amount and the annual defined benefit expenses.

vii. Fair value measurements

Management applies valuation techniques to determine the fair value of financial instruments (where active market quotes are not available) and non-financial assets. This involves developing estimates and assumptions consistent with how market participants would price the instrument. Management bases its assumptions on observable data as far as possible but this is not always available. In that case management uses the best information available. Estimated fair values may vary from the actual prices that would be achieved in an arm's length transaction at the reporting date.

viii. Recoverability of advances/receivables

At each balance sheet date, based on historical default rates observed over expected life, the management assesses the expected credit loss on outstanding receivables and advances.

ix. Uncertainties relating to the global health pandemic from COVID-19

The spread of COVID-19 has impacted the normal operations of the Company to a limited extent during the year. Supply of one of the major raw materials was adversely affected in the first three quarters and has shown some signs of easing in the fourth quarter, and its quality has deteriorated, impacting the yield of final product. The demand for this raw material continues to be higher than supply, resulting in increase in the purchase price. These factors have led to reduction in gross profit margin of the Company for the year ended 31 March 2021. In the opinion of the management, mismatch between demand and supply of this raw material together with quality issues is likely to continue till the COVID-19 related restrictions ease. The market for the products continues to be robust.

The Company has taken in to account the possible impacts of COVID-19 while preparing the financial results, including but not limited to its assessment of liquidity and going concern assumption, recoverable values of its financial and non-financial assets and impact on revenues and costs. The Company has been able to effectively manage the operations till now with appropriate safety precautions, with minimal

Summary of significant accounting policies and other explanatory information for the year ended 31 March 2021

(All amounts are in ₹ Lakhs, unless otherwise stated)

impact of COVID-19 on the business. The actual impact of COVID-19 in future may be different from that of this year, depending on how the overall situation especially on availability of raw material evolves. The Company will continue to closely monitor future developments and take appropriate measures to protect the profit margin and to ensure business continuity.

d) Current versus non-current classification

The Company presents assets and liabilities in the balance sheet based on current/non-current classification.

An asset is treated as current when it is:

- Expected to be realized or intended to be sold or consumed in normal operating cycle;
- Held primarily for the purpose of trading;
- Expected to be realized within twelve months after the reporting period, or
- Cash or cash equivalent unless restricted from being exchanged or used to settle a liability for at least twelve months after the reporting period.

All other assets are classified as non-current.

A liability is current when:

- It is expected to be settled in normal operating cycle;
- It is held primarily for the purpose of trading;
- It is due to be settled within twelve months after the reporting period, or
- There is no unconditional right to defer the settlement of the liability for at least twelve months after the reporting period.

All other liabilities are classified as non-current.

The operating cycle is the time between the acquisition of assets for processing and their realization in cash and cash equivalents. The Company has evaluated and considered its operating cycle as 12 months.

Deferred tax assets/liabilities are classified as non-current assets/liabilities.

e) Property, Plant and Equipment (PPE)

Property, plant and equipment are stated at cost, less accumulated depreciation and impairment, if any. Costs directly attributable to acquisition are capitalised until the property, plant and equipment are ready for use, as intended by management.

Advances paid towards the acquisition of property, plant and equipment outstanding at each balance sheet date is classified as capital advances under other non-current assets and the cost of assets not put

to use before such date are disclosed under 'Capital work-in-progress'. Subsequent expenditures relating to property, plant and equipment is capitalised only when it is probable that future economic benefits associated with these will flow to the Company and the cost of the item can be measured reliably.

For qualifying assets, borrowing costs capitalised in accordance with the Company's accounting policy based on Ind AS 23 – Borrowing costs. Such properties are classified to the appropriate categories of PPE when completed and ready for intended use.

The cost and related accumulated depreciation are eliminated from the Financial Statements upon sale or retirement of the asset and the resultant gains or losses are recognised in the Statement of Profit and Loss. Assets to be disposed off are reported at the lower of the carrying value or the fair value less cost to sell.

The Company depreciates Property, Plant and Equipment (other than service equipment) over their estimated useful lives using the straight-line method. Depreciation on Service Equipment and other items of Property, Plant and Equipments is provided on Written Down Value Method based on the useful lives prescribed in Schedule II of the Companies Act, 2013 based on a review by the management at the year-end.

Asset Category	Useful lives (in years)
Factory Building	30
Office Building	60
Plant and Equipment	5 to 25
Furniture and Fixtures	10
Office equipment	5
Vehicles	8

When parts of an item of property, plant and equipment have different useful lives, they are accounted for as separate items (major components). The cost of replacement spares/major inspection relating to property, plant and equipment is capitalised only when it is probable that future economic benefits associated with these will flow to the Company and the cost of the item can be measured reliably.

Depreciation methods, useful lives and residual values are reviewed periodically and updated as required, including at each financial year end.

f) Intangible assets

Intangible assets are recorded at the consideration paid for the acquisition of such assets and are carried at cost less accumulated amortisation and impairment. Advances paid towards the acquisition of intangible assets outstanding at each Balance

Summary of significant accounting policies and other explanatory information for the year ended 31 March 2021

(All amounts are in ₹ Lakhs, unless otherwise stated)

Sheet date are disclosed as other non-current assets and the cost of intangible assets not ready for their intended use before such date are disclosed as intangible assets under development.

The Company amortise intangible assets over their estimated useful lives using the straight-line method. The estimated useful lives of assets are as follows:

Asset Category	Useful lives (in years)
Computer software	5

Gains or losses arising from derecognition of an intangible asset are measured as the difference between the net disposal proceeds and the carrying amount of the asset and are recognised in the Statement of Profit and Loss when the asset is derecognised.

The residual values, useful lives and methods of amortisation of intangible assets are reviewed at each financial year end and adjusted prospectively, if appropriate.

g) Impairment of non-financial assets

At each reporting date, the Company assesses whether there is any indication that an asset may be impaired, based on internal or external factors. If any such indication exists, the Company estimates the recoverable amount of the asset or the cash generating unit. If such recoverable amount of the asset or cash generating unit to which the asset belongs is less than its carrying amount, the carrying amount is reduced to its recoverable amount. The reduction is treated as an impairment loss and is recognised in the Statement of Profit and Loss. If, at the reporting date there is an indication that a previously assessed impairment loss no longer exists, the recoverable amount is reassessed and the asset is reflected at the recoverable amount. Impairment losses previously recognised are accordingly reversed in the Statement of Profit and Loss.

Intangible assets that have an indefinite useful life are not subject to amortisation and are tested annually for impairment, or more frequently if events or changes in circumstances indicate that they might be impaired. Other assets are tested for impairment whenever events or changes in circumstances indicate that the carrying amount may not be recoverable.

h) Revenue recognition

Revenue from contracts with customers is recognised on transfer of control of Promised goods or services to a customer at an amount that reflect the consideration to which the Company is expected to be entitled to in exchange for those goods or services. Revenue

towards satisfaction of a Performance obligation is measured at the amount of transaction price, net of variable consideration and excluding taxes or duties collected on behalf of the government. Revenue is recognised to the extent that it is probable that the economic benefits will flow to the Company and the revenue can be reliably measured.

i. Sale of goods

Revenue from the sale of goods is recognized when the control on the goods have been transferred to the customers. The Performance obligation in case of sale of goods is satisfied at a point of time, i.e., when the material is shipped to the customer or on delivery to the customer, as may be specified in the contract.

ii. Interest income

Interest income is reported on an accrual basis using the effective interest method and is included under the head "other income" in the Statement of Profit and Loss.

iii. Export Incentives

Income from export incentives are recognised when the right to receive credit as per the terms of the scheme is established and when there is certainty of realisation. Income from Merchandise Export Incentive Scheme is accounted on cash basis from current financial year onwards.

iv. Dividends

Revenue is recognised when the Company's right to receive the payment is established, which is generally when Shareholders approve the dividend.

v. Rental income

Rental income arising from operating leases is accounted for over the lease terms and is included in other income in the statement of profit or loss.

i) Employee benefits

Employee benefits include superannuation, provident fund, employee state insurance scheme, gratuity and compensated absences. Expenses and liabilities in respect of employee benefits are recorded in accordance with Ind AS 19, Employee Benefits.

Defined contribution plan

Retirement benefit in the form of provident fund and employee state insurance scheme is a defined contribution scheme. The Company has no obligation, other than the contribution payable to the provident fund and employee state insurance scheme. The Company recognises contribution payable to the schemes as an expenditure, when

Summary of significant accounting policies and other explanatory information for the year ended 31 March 2021

(All amounts are in ₹ Lakhs, unless otherwise stated)

an employee renders the related service. Prepaid contributions are recognised as an asset to the extent that a cash refund or a reduction in the future payments is available.

The Company has defined contribution plans for employees comprising of Superannuation Fund, Provident Fund and Employee's State Insurance. The contributions paid/payable to these plans during the year are charged to the Statement of Profit and Loss for the year.

Defined benefit plan:

Gratuity

Payment of Gratuity to employees is covered by the KCPL Gratuity Trust Scheme based on the Group Gratuity cum Assurance Scheme of the LIC of India, which is a defined benefit scheme and the Company make contributions under the said scheme. The liability or asset recognised in the balance sheet in respect of defined benefit gratuity plans is the present value of the defined benefit obligation at the end of the reporting period less the fair value of plan assets (if any). The cost of providing benefits under the defined benefit plan is determined using the projected unit credit method.

Long term employee benefits:

i. Compensated absences

The Company provides benefit of compensated absences under which unavailed leave are allowed to be accumulated to be availed in future. The compensated absences comprises of vesting as well as non vesting benefit. The cost of short term compensated absences are provided for based on estimates. Long term compensated absence costs are provided for based on actuarial valuation using the project unit credit method.

The present value of the defined benefit obligation denominated in ₹ is determined by discounting the estimated future cash outflows by reference to market yields at the end of the reporting period on government bonds that have terms approximating to the terms of the related obligation.

Service and interest cost on the Company's defined benefit plan is included in employee benefits expense. Employee contributions, all of which are independent of the number of years of service, are treated as a reduction of service cost.

Gains and losses through re-measurements of the defined benefit plans are recognized in other

comprehensive income, which are not reclassified to profit or loss in a subsequent period.

ii. Short-term employee benefits

Short-term employee benefits comprise of employee costs such as salaries, bonus etc. is recognised on the basis of the amount paid or payable for the period during which services are rendered by the employee.

j) Leases

Effective from 1st April 2019, the Company adopted Ind AS 116 – Leases and applied the standard to all lease contracts existing as on 1st April 2019 using the modified retrospective method on the date of initial application i.e. 1st April 2019.

At inception of a contract, the Company assesses whether a contract is, or contains, a lease. A contract is, or contains, a lease if the contract conveys the right to control the use of an identified asset for a period of time in exchange for consideration.

i. As a lessee

The Company recognises a right-of-use asset and a lease liability at the lease commencement date. The right-of-use asset is initially measured at cost, which comprises the initial amount of the lease liability adjusted for any lease payments made at or before the commencement date, plus any initial direct costs incurred and an estimate of costs to dismantle and remove the underlying asset or to restore the underlying asset or the site on which it is located, less any lease incentives received.

The right-of-use asset is subsequently depreciated using the straight-line method from the commencement date to the earlier of the end of the useful life of the right-of-use asset or the end of the lease term. The estimated useful lives of right-of-use assets are determined on the same basis as those of property and equipment. In addition, the right-of-use asset is periodically reduced by impairment losses, if any, and adjusted for certain re-measurements of the lease liability.

The lease liability is initially measured at the present value of the lease payments that are not paid at the commencement date, discounted using the interest rate implicit in the lease or, if that rate cannot be readily determined, the Company's incremental borrowing rate. Generally, the Company uses its incremental borrowing rate as the discount rate. Subsequently, the lease liability is measured at amortised cost using the effective interest method.

Summary of significant accounting policies and other explanatory information for the year ended 31 March 2021

(All amounts are in ₹ Lakhs, unless otherwise stated)

It is remeasured when there is a change in future lease payments arising from a change in an index or rate, if there is a change in the Company's estimate of the amount expected to be payable under a residual value guarantee, or if the Company changes its assessment of whether it will exercise a purchase, extension or termination option.

When the lease liability is remeasured in this way, a corresponding adjustment is made to the carrying amount of the right-of-use asset, or is recorded in profit or loss if the carrying amount of the right-of-use asset has been reduced to zero.

Short-term leases and leases of low-value assets

The Company has elected not to recognise right-of-use assets and lease liabilities for short term leases of real estate properties that have a lease term of 12 months. The Company recognises the lease payments associated with these leases as an expense on a straight-line basis over the lease term.

Under Ind AS 17

Finance Lease

In the comparative period, leases are classified as Finance Lease whenever the terms of the lease transfer substantially all the risks and rewards of ownership of the lease. All other leases are classified as Operating lease

Operating Lease

In the comparative period, leases in which a significant portion of the risks and rewards of ownership are not transferred to the Company as lessee are classified as operating leases. Payments made under operating leases (net of any incentives received from the lessor) are charged to profit or loss on a straight-line basis over the period of the lease unless the payments are structured to increase in line with expected general inflation to compensate for the lessor's expected inflationary cost increases.

ii. As a lessor

Lease income from operating leases where the Company is a lessor is recognised in income on a straight-line basis over the lease term unless the receipts are structured to increase in line with expected general inflation to compensate for the expected inflationary cost increases. The respective leased assets are included in the balance sheet based on their nature.

k) Foreign currency transactions

i. Functional and presentation currency

The functional currency of the Company is the Indian Rupee. These Financial Statements are presented in Indian Rupees (₹).

ii. Transactions and balances

Foreign currency transactions are translated into the functional currency using the exchange rates at the dates of the transactions. Foreign exchange gains and losses resulting from the settlement of such transactions and from the translation of monetary assets and liabilities denominated in foreign currencies at year end exchange rates are generally recognised in Statement of Profit or Loss. They are deferred in equity if they relate to qualifying cash flow hedges and qualifying net investment hedges or are attributable to part of the net investment in a foreign operation. A monetary item for which settlement is neither planned nor likely to occur in the foreseeable future is considered as a part of the entity's net investment in that foreign operation.

Foreign exchange differences regarded as an adjustment to borrowing costs are presented in the Statement of Profit and Loss, within finance costs. All other foreign exchange gains and losses are presented in the Statement of Profit and Loss on a net basis within other gains/(losses).

Non-monetary items that are measured at fair value in a foreign currency are translated using the exchange rates at the date when the fair value was determined. Translation differences on assets and liabilities carried at fair value are reported as part of the fair value gain or loss.

l) Borrowing Costs

Borrowing costs directly attributable to the acquisition, construction or production of qualifying assets that necessarily takes a substantial period of time to get ready for its intended use or sale are capitalised as part of the cost of the asset. A qualifying asset is one that necessarily takes substantial period of time to get ready for intended use. All other borrowing costs are expensed in the period in which they occur. Borrowing costs consist of interest and other costs that an entity incurs in connection with the borrowing of funds.

m) Inventories

Inventories are valued at lower of cost or net realisable value, item wise. For this purpose, the cost of bought-out inventories comprise of the purchase cost of the items, net of applicable tax/duty credits and cost of bringing such items into the factory on a weighted average basis. The cost of manufactured

Summary of significant accounting policies and other explanatory information for the year ended 31 March 2021

(All amounts are in ₹ Lakhs, unless otherwise stated)

inventories comprises of the direct cost of production plus appropriate overheads. The net realisable value of bought out inventories is taken at their current replacement value.

n) Research and development

Capital expenditure (net of recoveries) on Research & Development is capitalised as fixed assets and depreciated in accordance with the depreciation policy of the Company. The revenue expenditure (net of recoveries) on Research & Development is charged to the Statement of Profit and Loss in the year in which it is incurred.

o) Government grants

Government grants are recognised where there is reasonable assurance that the grant will be received and all attached conditions will be complied with. When the grant relates to an expense item, it is recognised as income on a systematic basis over the periods that the related costs, for which it is intended to compensate, are expensed. When the grant relates to an asset it is recognised as income in equal amounts over the expected useful life of the related asset.

When the Company receives grants for non-monetary assets, the asset and the grant are recorded at fair value amounts and released to profit or loss over the expected useful life in a pattern of consumption of the benefit of the underlying asset i.e. by equal annual instalments.

p) Investments in subsidiaries

The Company's investment in equity instruments in subsidiaries are accounted for at cost. Where the carrying amount of an investment is greater than its estimated recoverable amount, it is written down immediately to its recoverable amount and the difference is transferred to the Statement of Profit and Loss. On disposal of investment, the difference between the net disposal proceeds and the carrying amount is charged or credited to the Statement of Profit and Loss.

q) Income taxes

Income tax expense comprises current and deferred income tax. Current and deferred tax is recognised in the Statement of Profit and Loss, except to the extent that it relates to items recognised in other comprehensive income or directly in equity. In this case, the tax is also recognised in other comprehensive income or directly in equity, respectively.

Current income tax for current and prior periods is

recognised at the amount expected to be paid to or recovered from the tax authorities, using the tax rates and tax laws that have been enacted or substantively enacted by the balance sheet date.

Deferred tax is recognised on temporary differences at the balance sheet date between the tax bases of assets and liabilities and their carrying amounts for financial reporting purposes, except when the deferred income tax arises from the initial recognition of goodwill or an asset or liability in a transaction that is not a business combination and affects neither accounting nor taxable profit or loss at the time of the transaction.

Deferred tax assets are recognised for all deductible temporary differences, carry forward of unused tax credits and unused tax losses, to the extent that it is probable that taxable profit will be available against which the deductible temporary differences, and the carry forward of unused tax credits and unused tax losses can be utilised.

The carrying amount of deferred tax assets is reviewed at each reporting date and reduced to the extent that it is no longer probable that sufficient taxable profit will be available to allow all or part of the deferred tax asset to be utilised. Unrecognised deferred tax assets are re-assessed at each reporting date and are recognised to the extent that it has become probable that future taxable profits will allow the deferred tax asset to be recovered.

Deferred tax relating to items recognised outside profit or loss is recognised outside profit or loss (either in other comprehensive income or in equity). Deferred tax items are recognised in correlation to the underlying transaction either in OCI or directly in equity.

Deferred income tax assets and liabilities are measured using tax rates and tax laws that have been enacted or substantively enacted by the balance sheet date and are expected to apply to taxable income in the years in which those temporary differences are expected to be recovered or settled. The effect of changes in tax rates on deferred income tax assets and liabilities is recognised as income or expense in the period that includes the enactment or the substantive enactment date. A deferred income tax asset is recognised to the extent that it is probable that future taxable profit will be available against which the deductible temporary differences and tax losses can be utilised. The Company offsets current tax assets and current

Summary of significant accounting policies and other explanatory information for the year ended 31 March 2021

(All amounts are in ₹ Lakhs, unless otherwise stated)

tax liabilities, where it has a legally enforceable right to setoff the recognised amounts and where it intends either to settle on a net basis, or to realise the asset and settle the liability simultaneously.

Minimum Alternate Tax (MAT) credit is recognized as an asset only when and to the extent there is convincing evidence that the Company will pay normal income-tax during the specified period. In the year in which MAT credit becomes eligible to be recognized as an asset, the said asset is created by way of a credit to the statement of profit and loss. The Company reviews the same at each balance sheet date and writes down the carrying amount of MAT credit entitlement to the extent there is no longer convincing evidence to the effect that Company will pay normal income-tax during the specified period.

r) Provisions and contingencies

i. Provisions

A provision is recognised if, as a result of a past event, the Company has a present legal or constructive obligation that is reasonably estimable, and it is probable that an outflow of economic benefits will be required to settle the obligation. If the effect of the time value of money is material, provisions are determined by discounting the expected future cash flows at a pre-tax rate that reflects current market assessments of the time value of money and the risks specific to the liability. The increase in the provision due to the passage of time is recognised as interest expense.

ii. Contingent liabilities

A contingent liability is a possible obligation that arises from past events whose existence will be confirmed by the occurrence or non-occurrence of one or more uncertain future events not wholly within the control of the Company or a present obligation that is not recognised because it is not probable that an outflow of resources will be required to settle the obligation or it cannot be measured with sufficient reliability. The Company does not recognise a contingent liability but discloses its existence in the Financial Statements.

iii. Contingent assets

Contingent assets are neither recognised nor disclosed. However, when realisation of income is virtually certain, related asset is recognised.

s) Financial instruments

Financial assets

Initial recognition and measurement

All financial assets are recognised initially at fair

value and transaction cost that is attributable to the acquisition of the financial asset is also adjusted.

Subsequent measurement

For purposes of subsequent measurement, financial assets are classified in four categories:

- i. Debt instruments at amortised cost;
- ii. Debt instruments at fair value through other comprehensive income (FVOCI);
- iii. Debt instruments, derivatives and equity instruments at fair value through profit or loss (FVTPL); and
- iv. Equity investments.

i. Debt instruments at amortised cost

A 'debt instrument' is measured at the amortised cost if both the following conditions are met:

- a) The asset is held within a business model whose objective is to hold assets for collecting contractual cash flows; and
- b) Contractual terms of the asset give rise on specified dates to cash flows that are solely payments of principal and interest (SPPI) on the principal amount outstanding.

This category is the most relevant to the Company. After initial measurement, such financial assets are subsequently measured at amortised cost using the effective interest rate (EIR) method. Amortised cost is calculated by taking into account any discount or premium on acquisition and fees or costs that are an integral part of the EIR. The EIR amortisation is included in finance income in the profit or loss. The losses arising from impairment are recognised in the profit or loss. This category generally applies to trade and other receivables.

ii. Debt instrument at FVOCI

A 'debt instrument' is classified as at the FVOCI if both of the following criteria are met:

- a) The objective of the business model is achieved both by collecting contractual cash flows and selling the financial assets; and

b) The asset's contractual cash flows represent SPPI. Debt instruments included within the FVOCI category are measured initially as well as at each reporting date at fair value. Fair value movements are recognised in the other comprehensive income (OCI). However, the Company recognises interest income, impairment losses & reversals and foreign exchange gain or loss in the Statement of Profit and Loss. On derecognition of the asset, cumulative gain or loss previously recognised in OCI is reclassified from the equity to Statement of

Summary of significant accounting policies and other explanatory information for the year ended 31 March 2021

(All amounts are in ₹ Lakhs, unless otherwise stated)

Profit & Loss. Interest earned whilst holding FVOCI debt instrument is reported as interest income using the EIR method.

iii. Debt instrument at FVTPL

FVTPL is a residual category for debt instruments. Any debt instrument, which does not meet the criteria for categorisation as at amortised cost or as FVOCI, is classified as at FVTPL.

In addition, the Company may elect to designate a debt instrument, which otherwise meets amortised cost or FVOCI criteria, as at FVTPL. However, such election is allowed only if doing so reduces or eliminates a measurement or recognition inconsistency (referred to as 'accounting mismatch').

Debt instruments included within the FVTPL category are measured at fair value with all changes recognized in the Statement of Profit and Loss.

iv. Equity investments

All equity investments in scope of Ind AS 109 Financial Instruments, are measured at fair value. Equity instruments which are held for trading and contingent consideration recognised by an acquirer in a business combination to which Ind AS 103 Business Combinations, applies are classified as at FVTPL. For all other equity instruments, the Company may make an irrevocable election to present in other comprehensive income subsequent changes in the fair value. The Company makes such election on an instrument-by-instrument basis. The classification is made on initial recognition and is irrevocable.

If the Company decides to classify an equity instrument as at FVOCI, then all fair value changes on the instrument, excluding dividends, are recognised in the OCI. There is no recycling of the amounts from OCI to P&L, even on sale of investment. However, the Company may transfer the cumulative gain or loss within equity.

Equity instruments included within the FVTPL category are measured at fair value with all changes recognized in the Statement of Profit and Loss.

De-recognition of financial assets

A financial asset (or, where applicable, a part of a financial asset) is primarily derecognised (i.e. removed from the Company's balance sheet) when:

a. The rights to receive cash flows from the asset have

expired, or

b. The Company has transferred its rights to receive cash flows from the asset or has assumed an obligation to pay the received cash flows in full without material delay to a third party under a 'pass-through' arrangement and either (i) the Company has transferred substantially all the risks and rewards of the asset, or (ii) the Company has neither transferred nor retained substantially all the risks and rewards of the asset, but has transferred control of the asset.

When the Company has transferred its rights to receive cash flows from an asset or has entered into a pass-through arrangement, it evaluates if and to what extent it has retained the risks and rewards of ownership. When it has neither transferred nor retained substantially all of the risks and rewards of the asset, nor transferred control of the asset, the Company continues to recognise the transferred asset to the extent of the Company's continuing involvement. In that case, the Company also recognises an associated liability. The transferred asset and the associated liability are measured on a basis that reflects the rights and obligations that the Company has retained.

Continuing involvement that takes the form of a guarantee over the transferred asset is measured at the lower of the original carrying amount of the asset and the maximum amount of consideration that the Company could be required to repay.

Financial liabilities

Initial recognition and measurement

Financial liabilities are classified, at initial recognition, as financial liabilities at fair value through profit or loss, loans and borrowings, payables, or as derivatives designated as hedging instruments in an effective hedge, as appropriate.

All financial liabilities are recognised initially at fair value and, in the case of loans and borrowings and payables, net of directly attributable transaction costs.

Subsequent measurement

The measurement of financial liabilities depend on their classification, as described below:

i. *Financial liabilities at fair value through profit or loss*

Financial liabilities at fair value through profit or loss include financial liabilities held for trading and financial liabilities designated upon initial recognition as at fair value through profit or

Summary of significant accounting policies and other explanatory information for the year ended 31 March 2021

(All amounts are in ₹ Lakhs, unless otherwise stated)

loss. Financial liabilities are classified as held for trading if they are incurred for the purpose of repurchasing in the near term. This category also includes derivative financial instruments entered into by the Company that are not designated as hedging instruments in hedge relationships as defined by Ind AS 109 Financial Instruments.

ii. Gains or losses on liabilities held for trading are recognised in the profit or loss.

Financial liabilities designated upon initial recognition at fair value through profit or loss are designated as such at the initial date of recognition, and only if the criteria in Ind AS 109 are satisfied. For liabilities designated as FVTPL, fair value gains/losses attributable to changes in own credit risk are recognized in OCI. These gains/loss are not subsequently transferred to P&L. However, the Company may transfer the cumulative gain or loss within equity. All other changes in fair value of such liability are recognised in the statement of profit or loss.

iii. Loans and borrowings

This is the category most relevant to the Company. After initial recognition, interest-bearing loans and borrowings are subsequently measured at amortised cost using the EIR method. Gains and losses are recognised in profit or loss when the liabilities are derecognised as well as through the EIR amortisation process.

iv. Financial guarantee contracts

Financial guarantee contracts are those contracts that require a payment to be made to reimburse the holder for a loss it incurs because the specified party fails to make a payment when due in accordance with the terms of a debt instrument. Financial guarantee contracts are recognised initially as a liability at fair value, adjusted for transaction costs that are directly attributable to the issuance of the guarantee. Subsequently, the liability is measured at the higher of the amount of expected loss allowance determined as per impairment requirements of Ind AS 109 Financial Instruments and the amount recognised less cumulative amortisation.

Derecognition of financial liabilities

A financial liability is derecognised when the obligation under the liability is discharged or cancelled or expires. When an existing financial liability is replaced by another from the same lender on substantially different terms, or the terms of an existing liability are substantially modified, such an exchange or

modification is treated as the derecognition of the original liability and the recognition of a new liability. The difference in the respective carrying amounts is recognised in the Statement of Profit and Loss.

Offsetting of financial instruments

Financial assets and financial liabilities are offset and the net amount is reported in the balance sheet if there is a currently enforceable legal right to offset the recognised amounts and there is an intention to settle on a net basis, to realise the assets and settle the liabilities simultaneously.

Derivative financial instruments and hedge accounting

Initial recognition and subsequent measurement

The Company uses derivative financial instruments, such as forward currency contracts to hedge its foreign currency risks arising from highly probable future forecasted foreign currency receivables. This derivative financial instrument are designated in a cash flow hedge relationship. Such derivative financial instruments are initially recognised at fair value on the date on which a derivative contract is entered into and are subsequently re-measured at fair value. Derivatives are carried as financial assets when the fair value is positive and as financial liabilities when the fair value is negative.

At the inception of a hedge relationship, the Company formally designates and documents the hedge relationship to which the Company wishes to apply hedge accounting and the risk management objective and strategy for undertaking the hedge. The documentation includes the Company's risk management objective and strategy for undertaking hedge, the hedging/economic relationship, the hedged item or transaction, the nature of the risk being hedged, hedge ratio and how the entity will assess the effectiveness of changes in the hedging instrument's fair value in offsetting the exposure to changes in the hedged item's fair value or cash flows attributable to the hedged risk. Such hedges are expected to be highly effective in achieving offsetting changes in cash flows and are assessed on an ongoing basis to determine that they actually have been highly effective throughout the financial reporting periods for which they were designated.

The effective portion of the gain or loss on the hedging instrument is recognised in OCI in the cash flow hedge reserve, while any ineffective portion is recognised immediately in the statement of profit and loss.

Summary of significant accounting policies and other explanatory information for the year ended 31 March 2021

(All amounts are in ₹ Lakhs, unless otherwise stated)

Any gains or losses arising from changes in the fair value of derivatives are taken directly to profit or loss, except for the effective portion of cash flow hedges, which is recognised in OCI and later reclassified to profit or loss when the hedge item affects profit or loss and is reclassified to underlying hedged item.

If the hedging instrument expires or is sold, terminated or exercised without replacement or rollover (as part of the hedging strategy), or if its designation as a hedge is revoked, or when the hedge no longer meets the criteria for hedge accounting, any cumulative gain or loss previously recognised in OCI remains separately in equity until the forecast transaction occurs.

t) Impairment of financial assets

In accordance with Ind AS 109 Financial Instruments, the Company applies expected credit loss (ECL) model for measurement and recognition of impairment loss for financial assets.

ECL is the difference between all contractual cash flows that are due to the Company in accordance with the contract and all the cash flows that the entity expects to receive (i.e., all cash shortfalls), discounted at the original EIR. When estimating the cash flows, an entity is required to consider:

- All contractual terms of the financial instrument over the expected life of the financial instrument. However, in rare cases when the expected life of the financial instrument cannot be estimated reliably, then the entity is required to use the remaining contractual term of the financial instrument.
- Cash flows from the sale of collateral held or other credit enhancements that are integral to the contractual terms.

Trade receivables

The Company applies approach permitted by Ind AS 109 Financial Instruments, which requires expected lifetime losses to be recognised from initial recognition of receivables.

Other financial assets

For recognition of impairment loss on other financial assets and risk exposure, the Company determines whether there has been a significant increase in the credit risk since initial recognition and if credit risk has increased significantly, impairment loss is provided.

u) Fair value measurement

Fair value is the price that would be received to sell an asset or paid to transfer a liability in an orderly transaction between market participants at the

measurement date. The fair value measurement is based on the presumption that the transaction to sell the asset or transfer the liability takes place either:

- In the principal market for the asset or liability, or
- In the absence of a principal market, in the most advantageous market for the asset or liability.

The principal or the most advantageous market must be accessible by the Company.

The fair value of an asset or a liability is measured using the assumptions that market participants would use when pricing the asset or liability, assuming that market participants act in their economic best interest.

A fair value measurement of a non-financial asset takes into account a market participant's ability to generate economic benefits by using the asset in its highest and best use or by selling it to another market participant that would use the asset in its highest and best use.

The Company uses valuation techniques that are appropriate in the circumstances and for which sufficient data are available to measure fair value, maximizing the use of relevant observable inputs and minimizing the use of unobservable inputs.

All assets and liabilities for which fair value is measured or disclosed in the Financial Statements are categorised within the fair value hierarchy, described as follows:

Level 1 - Quoted (unadjusted) market prices in active markets for identical assets or liabilities

Level 2 - Valuation techniques for which the lowest level input that is significant to the fair value measurement is directly or indirectly observable

Level 3 - Valuation techniques for which the lowest level input that is significant to the fair value measurement is unobservable

v) Cash and cash equivalents

Cash and cash equivalent in the statement of financial position comprises of cash at banks and on hand, demand deposits, short-term deposits with an original maturity of three months or less and highly liquid investments that are readily convertible into known amounts of cash, which are subject to an insignificant risk of changes in value.

w) Dividend Distribution to Equity holders of the Company

Dividend to the companies Equity Shareholders are recognized when the dividends are approved for payment by the shareholders.

Summary of significant accounting policies and other explanatory information for the year ended 31 March 2021

(All amounts are in ₹ Lakhs, unless otherwise stated)

x) Assets held for sale

An entity shall classify a non-current asset (or disposal group) as held for sale if its carrying amount will be recovered principally through a sale transaction rather than through continuing use. This condition is regarded as met only when the asset is available for immediate sale in its present condition subject only to terms that are usual and customary for sale of such asset and its sale is highly probable. Management must be committed to sale which should be expected to qualify for recognition as a completed sale within one year from the date of classification.

Non-current assets classified as held for sale are presented separately and measured at the lower of their carrying amounts immediately prior to their classification as held for sale and their fair value less costs to sell. However, some held for sale assets such as financial assets, assets arising from employee benefits and deferred tax assets, continue to be measured in accordance with the Company's relevant accounting policy for those assets. Once classified as held for sale, the assets are not subject to depreciation or amortisation.

y) Segment reporting

Operating segments are reported in a manner consistent with the internal reporting provided to the Chief Operating Decision Maker. The Company is engaged in the business of manufacture and sale of Gelatin, Ossein, DCP and Collagen Peptide, which form broadly part of one product group and hence constitute a single business segment.

z) Earnings per share (EPS)

Basic EPS is calculated by dividing the net profit or loss for the period attributable to equity shareholders by the weighted average number of equity shares outstanding during the period. The weighted average number of equity shares outstanding during the period is adjusted for events such as bonus issue, bonus element in a rights issue to existing shareholders, share split and reverse share split (consolidation of shares) that have changed the number of equity shares outstanding, without a corresponding change in resources.

For the purpose of calculating diluted earnings per share, the net profit or loss for the period attributable to equity shareholders and the weighted average number of shares outstanding during the period are adjusted for the effect of all potentially dilutive equity shares.

aa) Business Combinations of entities under common control

Business Combinations involving entities that are controlled by the Company or ultimately controlled by the same party or parties both before and after the business combination, and that control is not transitory, are accounted for using the pooling of interests method as follows:

- i. The assets and liabilities of the combining entities are reflected at their carrying amounts.
- ii. No adjustments are made to reflect fair values, or recognise any new assets or liabilities. Adjustments are only made to harmonise accounting policies.
- iii. The financial information in the Financial Statements in respect of prior periods is restated as if the business combination had occurred from the beginning of the preceding period in the Financial Statements, irrespective of the actual date of the combination, however, where the business combination had occurred after that date, the prior period information is restated only from that date.
- iv. The balance of the retained earnings appearing in the Financial Statements of the transferor is aggregated with the corresponding balance appearing in the Financial Statements of the transferee or is adjusted against general reserve.
- v. The identity of the reserves is preserved and the reserves of the transferor become the reserves of the transferee.

The difference, if any, between the amounts recorded as share capital issued plus any additional consideration in the form of cash or other assets and the amount of share capital of the transferor is transferred to capital reserve and is presented separately as capital reserves.

ab) New standards and interpretations not yet adopted

The Company has applied the following amendments for the first time for their annual reporting period commencing 1 April 2020:

- Definition of material - amendments to Ind AS 1 and Ind AS 8
- Definition of business - amendments to Ind AS 103
- COVID-19 related concessions- amendments to Ind AS 116

The amendments listed above did not have any impact on the amounts recognised in prior periods and are not expected to significantly affect the current or future periods.

Summary of significant accounting policies and other explanatory information for the year ended 31 March 2021 (cont'd)

(All amounts are in ₹ Lakhs, unless otherwise stated)

3.01 Property, plant and equipment (PPE) & Capital work-in-progress

	Freehold land	Right of use asset leasehold land	Building	Plant & equipment	Furniture and fixtures	Office equipment	Vehicles	Total PPE	Capital work-in-progress
Gross carrying amount									
Balance as at 1 April 2019	442.04	884.18	3,208.03	11,325.28	55.90	139.81	72.38	16,127.62	318.46
Additions	-	-	101.68	638.26	10.91	22.56	9.56	782.97	370.17
Disposals	-	-	8.00	114.02	0.74	6.28	11.62	140.66	280.97
Balance as at 31 March 2020	442.04	884.18	3,301.71	11,849.52	66.07	156.09	70.32	16,769.93	407.66
Additions	-	-	99.53	793.78	13.87	30.04	0.16	937.38	180.52
Disposals	-	-	0.11	207.47	0.15	22.70	0.05	230.48	408.51
Balance as at 31 March 2021	442.04	884.18	3,401.13	12,435.83	79.79	163.43	70.43	17,476.83	179.67
Accumulated depreciation and impairment									
Balance as at 1 April 2019	-	116.34	695.25	2,602.43	21.48	61.10	44.71	3,541.31	-
Depreciation charge for the year	-	9.10	235.16	1,176.86	10.35	41.50	10.64	1,483.61	-
Impairment loss (refer note f below)	-	-	-	310.73	-	-	-	310.73	-
Disposals	-	-	5.75	105.40	0.73	5.97	9.18	127.03	-
Balance as at 31 March 2020	-	125.44	924.66	3,984.62	31.10	96.63	46.17	5,208.62	-
Depreciation charge for the year	-	9.10	214.38	1,198.75	9.74	32.99	7.60	1,472.56	-
Impairment loss (refer note f below)	-	-	-	200.00	-	-	-	200.00	-
Disposals	-	-	0.09	162.62	0.14	20.05	0.04	182.94	-
Balance as at 31 March 2021	-	134.54	1,138.95	5,220.75	40.70	109.57	53.73	6,698.24	-
Net carrying amount									
As at 31 March 2020	442.04	758.74	2,377.05	7,864.90	34.97	59.46	24.15	11,561.31	407.66
As at 31 March 2021	442.04	749.64	2,262.18	7,215.08	39.09	53.86	16.70	10,778.59	179.67

Note:

a. Contractual obligations

Refer note 3.32.

b. Capitalised borrowing cost

There is no borrowing costs capitalised during the year ended 31 March 2021 (31 March 2020: Nil).

c. Property, plant and equipment pledged as security

Refer note 3.28.

d. Additions to Plant and Equipment include Research & Development Assets capitalised during the year ₹ 24.48 lakhs (31 March 2020 - ₹ 4.89 lakhs) (Refer note 3.26.1)

e. The Gross Carrying value, Accumulated depreciation and Net Carrying value as at 31 March 2021 and 31 March 2020 includes the assets of M/s Reva Proteins Limited, erstwhile subsidiary company, (the 'Transferor company') which was merged with the Company w.e.f. 01 April 2017 as per the orders of the National Company Law Tribunal, Chennai dated 27 March 2019. The carrying value of assets and liabilities of the Transferor company as of 01 April 2017 was taken over and included in the values of assets and liabilities of the Company.

f. In view of the existence of certain indicators of impairment for the assets of the Company at its Reva division, Bharuch, the Company has conducted an impairment testing of the carrying value of Property, Plant and Equipment Assets as at 31 March 2021 in the manner prescribed in Ind AS 36. Based on cash flow

projections made by the Company, the recoverable amount of the group of assets is determined to be ₹ 2,345.43 Lakhs as against the carrying amount of ₹ 2,856.16 Lakhs and therefore the Company has made a provision for impairment in Plant and Equipment to the extent of ₹ 510.73 Lakhs as on 31 March 2021 (₹ 310.73 Lakhs as on 31 March 2020). The impairment provision is included within Other expenses in the Statement of Profit and Loss.

g. Right of Use Asset includes "Leasehold land" which represents land obtained on long term lease from various Government authorities. The same has been reclassified to Right of Use Assets on account of adoption of Ind AS 116 "Leases" (Refer note 3.35).

Summary of significant accounting policies and other explanatory information for the year ended 31 March 2021 (cont'd)

(All amounts are in ₹ Lakhs, unless otherwise stated)

3.02 Other Intangible assets

	Software	Total
Gross carrying amount:		
Balance as at 1 April 2019	77.88	77.88
Additions	11.92	11.92
Disposals	2.19	2.19
Balance as at 31 March 2020	87.61	87.61
Additions	7.72	7.72
Disposals	0.85	0.85
Balance as at 31 March 2021	94.48	94.48
Accumulated amortisation	51.82	51.82
Amortisation for the year	12.27	12.27
Disposals	-	-
Balance as at 31 March 2020	64.09	64.09
Amortisation for the year	8.38	8.38
Disposals	0.81	0.81
Balance as at 31 March 2021	71.66	71.66
Net carrying amount		
As at 31 March 2020	23.52	23.52
As at 31 March 2021	22.82	22.82

Note:

Contractual obligations

There are no contractual commitments for the acquisition of intangible assets.

Summary of significant accounting policies and other explanatory information for the year ended 31 March 2021 (cont'd)

(All amounts are in ₹ Lakhs, unless otherwise stated)

	As at 31 March 2021	As at 31 March 2020
3.03 Investments		
a) Investments in Equity Instruments		
At FVOCI, Quoted		
(a) 4,200 (4,200) Equity Shares of ₹ 1 each in State Bank of India, fully paid up	15.29	8.27
(b) 100 (100) Equity Shares of ₹ 10 each in Industrial Finance Corporation of India Limited, fully paid up	0.01	-
Aggregate amount of quoted investments	15.30	8.27
Valued at cost, Unquoted		
In Subsidiary Companies:		
(a) 3,500,000 (3,500,000) fully paid up Equity Shares of ₹10 each in Bamni Proteins Limited	350.00	350.00
At FVTPL, Unquoted		
(a) 60,000 (60,000) fully paid up Equity Shares of ₹ 10 each in Kerala Enviro Infrastructure Limited	6.00	6.00
(b) 300,000 (300,000) fully paid up Equity Shares of ₹ 10 each in Seafood Park India Limited	31.50	31.50
(c) 50,000 (50,000) fully paid up Equity Shares of ₹ 10 each in Cochin Waste 2 Energy Private Limited	5.00	5.00
Less: Provision for impairment of investments	(5.00)	(5.00)
(d) 414,000 (414,000) fully paid up equity shares of ₹ 10 each in Narmada Clean Tech Limited	41.40	41.40
Aggregate amount of unquoted investments	428.90	428.90
Total Investments	444.20	437.17
3.04 Loans		
Non-current		
<i>(Unsecured, considered good)</i>		
Security deposits	377.88	380.44
Loan to employees	4.62	5.18
	382.50	385.62
Current		
<i>(Unsecured, considered good)</i>		
Security deposits	2.71	3.38
Loan to employees	3.61	3.62
	6.32	7.00
3.05 Other financial assets		
Non-current		
<i>(Unsecured, considered good)</i>		
Balances with banks - deposit accounts*	-	85.45
Earmarked balances with banks for unpaid dividend**	13.84	14.45
	13.84	99.90
Current		
<i>(Unsecured, considered good)</i>		
Advances recoverable in cash or in kind	75.06	75.95
Hedge asset	172.85	-
Interest receivable	8.86	10.36
Others	5.94	22.43
	262.71	108.74

* Balance with banks in Deposit accounts include deposits held as security against Letter of Credits/Guarantee with a maturity of more than 12 months.

** Not due for deposit in the investor education and protection fund.

Summary of significant accounting policies and other explanatory information for the year ended 31 March 2021 (cont'd)

(All amounts are in ₹ Lakhs, unless otherwise stated)

	As at 31 March 2021	As at 31 March 2020
3.06 Other assets		
Non-current		
<i>(Unsecured, considered good)</i>		
Capital advance	21.44	28.28
Prepaid lease rental	-	1.04
Prepaid expenses	17.77	16.35
Export incentive receivable [refer note (a) below]	420.02	646.95
VAT refund receivable	88.27	88.27
Deposit with government authorities	78.16	78.16
<i>(Unsecured, considered doubtful)</i>		
Export incentive receivable [refer note (a) and (b) below]	177.76	177.76
Less: Provision for doubtful receivable	(177.76)	(177.76)
	625.66	859.05
Current		
<i>(Unsecured, considered good)</i>		
Advances to suppliers and contractors	120.68	135.56
Prepaid expenses	146.43	102.27
Balances with statutory authorities	26.24	38.26
Export incentive receivable	68.41	226.88
	361.76	502.97

Export incentives receivable includes:

(a) Claims amounting to ₹ 208.18 lakhs (31 March 2020: ₹ 208.18 Lakhs) under Duty Entitlement Pass Book (DEPB) Scheme recognised as income in earlier years. The Company had also availed Duty Drawback benefit for the corresponding periods amounting to ₹ 41.51 Lakhs (31 March 2020: ₹ 41.51 Lakhs). The Dy. Director General of Foreign Trade vide letter dt 03 October 2011 had informed the Company that the dual benefit of DEPB as well as Duty Drawback cannot be allowed and advised that either DEPB benefit or Duty Drawback on the export product may be availed. The Company has been legally advised that it is entitled to both benefits as per the relevant regulations, based on which representations have been filed before higher authorities. During an earlier year, the Grievance Committee of the Directorate General of Foreign Trade have heard the Company's grievance application and remanded the matter back to the original adjudicating authorities for re-examining and for issuing necessary clarification based on the provisions of Foreign Trade Policy. Though the management is of the opinion that these claims are fully recoverable, provision of ₹ 113.14 Lakhs has been created in the accounts towards Duty Drawback claim for the relevant period as a matter of prudence.

(b) Claim for duty drawback on furnace oil consumed relating to earlier years amounting to ₹ 64.62 lakhs (31 March 2020: ₹ 64.62 Lakhs) which has been decided against the Company by the division bench of the Hon'ble High Court of Kerala. The Company has sought further appeal before Hon'ble Supreme Court and although the Company is hopeful of favourable order, provision of ₹ 64.62 Lakhs has been created in respect of such disputed claims in the books of account as a matter of prudence.

3.07 Inventories

Raw materials	1,992.46	1,752.77
Raw materials in-transit	-	81.65
Work-in-progress	4,149.02	3,709.81
Finished goods	1,516.31	2,073.80
Stores and spares#	580.98	652.26
Others	56.59	58.55
	8,295.36	8,328.84

net of provision made for non moving inventory amounting to ₹ 50.85 Lakhs and ₹ 112.01 Lakhs in the current year and previous year respectively.

Method of valuation of inventories - Refer 2(m) of Significant Accounting Policies. For inventories pledged as security refer note 3.28

3.08 Trade receivables

Unsecured		
Considered good	2,343.43	1,596.10
Receivable from related parties (refer note 3.29)	3,183.65	1,110.97
Credit impaired	33.05	45.05
	5,560.13	2,752.12
Less: Allowance for doubtful trade receivables	(33.05)	(45.05)
	5,527.08	2,707.07

Trade receivables are non-interest bearing and are generally on terms of 30-180 days.

Summary of significant accounting policies and other explanatory information for the year ended 31 March 2021 (cont'd)

(All amounts are in ₹ Lakhs, unless otherwise stated)

	As at 31 March 2021	As at 31 March 2020
3.09 Cash and cash equivalents		
Balance with banks (with maturity less than three months)		
- In Current accounts	27.72	90.40
- In Deposit accounts *	40.16	-
Cash on hand	2.11	7.56
	69.99	97.96
3.10 Bank balances other than cash and cash equivalents		
Balance with banks (with maturity more than three months but less than twelve months)		
- In deposit accounts *	166.07	75.88
	166.07	75.88

* Balance with banks in deposit accounts include ₹ 40.16 Lakhs (31 March 2020: ₹ 65.20 Lakhs) with a maturity period of less than twelve months, which are held as security against Letter of Credits/Guarantee and Buyers Credit.

3.11 Equity share capital

Particulars	As at 31 March 2021		As at 31 March 2020	
	No. of Shares	Amount	No. of Shares	Amount
(a) Authorised				
Equity share of ₹ 10 each	40,000,000	4,000	40,000,000	4,000
Optionally convertible non cumulative preference shares of ₹ 170 each	929,412	1,580	929,412	1,580
Optionally convertible non cumulative preference shares of ₹ 10 each	20,000,000	2,000	20,000,000	2,000
Redeemable preference shares of ₹ 10 each	4,444,444	444.44	4,444,444	444.44
	65,373,856	8,024.44	65,373,856	8,024.44
(b) Issued, subscribed and fully paid-up equity shares				
Equity share of ₹ 10 each	9,079,160	907.92	9,079,160	907.92
	9,079,160	907.92	9,079,160	907.92

(a) Reconciliation of the number of shares and amount outstanding at the beginning and at the end of the reporting period:

Particulars	As at 31 March 2021		As at 31 March 2020	
	No. of Shares	Amount	No. of Shares	Amount
Equity share of ₹ 10 each				
Opening balance	9,079,160	907.92	9,079,160	907.92
Issue of shares during the year	-	-	-	-
Closing balance	9,079,160	907.92	9,079,160	907.92

(b) Terms/ Rights attached to equity shares:

The Company has only one class of shares referred to as equity shares with a face value of ₹ 10 each. Each holder of equity share is entitled to one vote per share. The Company declares and pays dividend in Indian Rupees. The dividend proposed/declared by the Board of Directors is subject to approval/regularisation of the shareholders' in the ensuing Annual General Meeting. In the event of liquidation of the Company, the holders of equity shares will be entitled to receive remaining assets of the Company after distribution of all preferential amounts, in proportion to the number of equity shares held by the shareholders.

(c) Details of shares held by each shareholder holding more than 5% of shares:

Particulars	As at 31 March 2021		As at 31 March 2020	
	No. of Shares	%	No. of Shares	%
Equity share of ₹ 10 each				
Nitta Gelatin Inc. Japan	3,900,300	42.96	3,900,300	42.96
Kerala State Industrial Development Corporation Limited	2,862,220	31.52	2,862,220	31.52

(d) Distribution of dividend paid and proposed

Particulars	As at 31 March 2021		As at 31 March 2020	
	Dividends on equity shares declared and paid for the year ended 31 March 2020 (₹ 2.5 per equity share)	226.98		135.56
Proposed cash dividend for the year ended 31 March 2021 (₹ 3 per equity share)	272.37		226.98	

Summary of significant accounting policies and other explanatory information for the year ended 31 March 2021 (cont'd)

(All amounts are in ₹ Lakhs, unless otherwise stated)

(e) Aggregate number of bonus shares issued and shares issued for consideration other than cash during the period of five years immediately preceding the reporting date

Particulars	As at 31 March 2021	As at 31 March 2020	As at 31 March 2019	As at 31 March 2018
Equity shares allotted as fully paid Bonus shares by capitalisation of reserves	-	-	-	5.79

3.12 Other equity

	As at 31 March 2021	As at 31 March 2020
Securities premium	2,895.90	2,895.90
Special export reserve (under the Income Tax Act, 1961)	79.00	79.00
Other equity	984.43	984.43
General reserve	7,836.64	7,836.64
Capital reserve on merger	2,750.62	2,750.62
Retained earnings	908.67	(654.79)
Items of Other comprehensive income		
- Hedge reserve	111.05	(408.56)
- Equity Instruments through OCI	10.94	5.37
- Remeasurement of defined benefit plans(net)	(174.89)	(79.22)
	15,402.36	13,409.39

Description of nature and purpose of each reserve:

a. Securities premium

The amount received in excess of face value of the equity shares was recognised in securities premium. The reserve is utilised in accordance with the provisions of the Act.

b. Retained earnings

Retained earnings are the profits that the Company has earned till date, less any transfers to general reserve, dividends or other distributions paid to shareholders.

c. Special export reserve

Special export reserve was created as per the provisions of Income Tax Act, 1961 for availing the tax benefits for exports.

d. Other equity

The difference between the fair value and cost of the financial instrument has been considered as additional contribution and shown as part of Other equity.

e. General reserve

General reserve was created from time to time by way of transfer of profits from retained earnings for appropriation purposes.

f. Capital reserve on merger

Capital reserve was created on merger of erstwhile Subsidiary, Reva Proteins Limited with the Company. The Company uses capital reserve for transactions in accordance with the provisions of the Act.

g. Items of Other Comprehensive Income

i) Hedge reserve: Effective portion of fair value gain/(loss) on all financial instrument designated in cash flow hedge relationship are accumulated in hedge reserve.

ii) Equity Instruments through Other Comprehensive Income: The Company has elected to recognise the change in fair value of certain investments in other comprehensive income. These changes are accumulated within the Equity Instruments through OCI. The Company transfers amounts from this reserve to retained earnings when the relevant equity instruments are derecognised.

iii) Remeasurements of net defined benefit plans: Differences between the interest income on plan assets and the return actually achieved, and any changes in the liabilities over the year due to changes in actuarial assumptions or experience adjustments within the plans, are recognised in 'Other comprehensive income' and subsequently not reclassified to the Statement of Profit and Loss.

3.13 Borrowings

Non current

(Secured)

Term loans from banks:

- Rupee Term loans

Term loans from related party:

- Kerala State Industrial Development Corporation

(Unsecured)

Loan from related party:

- External Commercial Borrowings (ECB) from Nitta Gelatin Inc

Liability component of optionally convertible preference shares

Liability component of redeemable preference shares

Amount disclosed under "Other current financial liabilities" (refer note 3.16)

Current

(Secured)

Loans repayable on demand

From Banks:

Cash credits/working capital demand loans

Bills discounting

Buyer's credit

	As at 31 March 2021	As at 31 March 2020
	-	32.50
	257.38	653.53
	789.94	1,152.17
	1,462.99	1,380.61
	385.08	378.61
	2,895.39	3,597.42
	(586.00)	(728.50)
	2,309.39	2,868.92
	3,614.83	3,577.80
	518.74	739.20
	443.61	-
	4,577.18	4,317.00

**Summary of significant accounting policies and other explanatory information
for the year ended 31 March 2021 (cont'd)**

(All amounts are in ₹ Lakhs, unless otherwise stated)

3.13 Borrowings (Non - current)

Sl. No.	Particulars	Nature of Security	Repayment details	As at 31 March 2021	As at 31 March 2020
Term loans from banks (Secured)					
i.	HDFC Bank	Exclusive first charge over the Property, Plant and Equipment financed out of the term loan, second charge over the existing Property, Plant and Equipment of the Company.	Fully Repaid during the year	-	32.50
				-	32.50
Term loans from others (Secured)					
i.	Kerala State Industrial Development Corporation Ltd	Exclusive first charge over the Property, Plant and Equipment of the company including leasehold assets, both present and future.	The principal is repayable in 22 quarterly installments, commencing from 11 March 2017 in the following manner: From, March 2017 to March 2022 - ₹ 54 Lakhs per quarter In June 2022 - ₹ 53.50 Lakhs per quarter.	257.38	473.38
		Secured by way of simple mortgage by way of extension of exclusive first charge over the leasehold property held under lease deed no 1237 of 2010 dated 07 July 2010, SRO Jhagadia.	Fully Repaid during the year	-	180.15
				257.38	653.53
Term loans from Others (Unsecured)					
i.	ECB from Nitta Gelatin Inc	ECB's are unsecured	(a) The principal amount of ₹ 650 Lakhs taken by the Company is to be paid in five annual instalments of ₹ 130 Lakhs on 24 March 2019, 24 March 2020, 24 March 2021, 24 March 2022 and 24 March 2023 and the interest rate is payable @ 6 months USD LIBOR Rate + 5.00 % at half yearly rests. (b) The principal Amount of ₹ 900 Lakhs taken by the Company is to be paid in 15 Equal Instalments of ₹ 60 Lakhs each from Dec 2019 to Jun 2023. The interest is payable @ 6 months USD LIBOR Rate + 5.00 % at half yearly rests.	789.94	1,152.17
				789.94	1,152.17
The interest on above term loans from NGI are linked to LIBOR rates. The effective interest rates per annum ranges between +5.31 % to + 6.40 %.					
ii.	Optionally convertible preference shares		Refer note (3.13.1) below	1,462.99	1,380.61
iii.	Redeemable Preference Shares		Refer note (3.13.2) below	385.08	378.61
				1,848.07	1,759.22

Summary of significant accounting policies and other explanatory information for the year ended 31 March 2021 (cont'd)

(All amounts are in ₹ Lakhs, unless otherwise stated)

3.13.1 The Company has issued 929,412 Nos of Optionally Convertible Non-Cumulative Preference Shares ('OCPS') with a face value of ₹ 170/- each for cash at par on a preferential basis to M/s. Nitta Gelatin Inc., Japan, a significant shareholder. Each holder of Preference shares is entitled to a preferential right for fixed dividend of 5.4029% (5% + 6 months USD LIBOR as on record date i.e., 17.04.2015) per annum on the face value of the OCPS, on a non-cumulative basis payable on pro-rata basis from date of allotment, if declared. The OCPS is convertible into an equal number of equity shares of face value of ₹ 10/- each within 18 months from the date of allotment (i.e. 28.04.2015), in one or more financial years, at a price of ₹ 170/- each (inclusive of a premium of ₹ 160/- per share). All outstanding Optionally Convertible Non-Cumulative Preference Shares, which are not converted into equity shares at the end of the 18 months from the date of allotment are redeemable at par at the expiry of seven years from date of allotment or except as is otherwise repayable on the exercise of a put and call option at the expiry of five years from date of allotment subject to such approvals as may be required. No OCPS was converted into equity shares till the completion of the period of 18 months from the date of allotment.

3.13.2 Pursuant to the merger as detailed in Note 3.41, the company had issued 44,44,444 numbers of Redeemable Preference shares of ₹ 10/- each to Nitta Gelatin Inc., as consideration for their equity holding of 48,00,000 shares in the Transferor Company during the financial year 2019-20. These preference shares are redeemable at par at the expiry of seven years from the date of allotment. i.e. 3 April 2019.

3.13 Borrowings (Current)

Sl. No.	Particulars	Nature of Security	Repayment details	As at 31 March 2021	As at 31 March 2020
i	Working Capital Loans in Foreign currency from Banks (including Bills discounting & buyer's credit)	Secured by the hypothecation of entire current assets of the Company namely inventories, debtors, cash and bank balances, other current assets and loans and advances, present and future and by way of pari passu charge on the Property, Plant and Equipment of the Company. The Interest rate is 1% to 2.5% over the LIBOR rates.	The loans are repayable on demand	3,838.20	3,433.57
ii	Cash Credit/Short term loans in Indian Rupee from Banks/ Financial Institutions	Secured by the hypothecation of entire current assets of the Company namely inventories, debtors, cash and bank balances, other current assets and loans and advances, present and future and by way of pari passu charge on the property, plant & equipment of the Company. The Interest rate ranges from 7.90% to 10.05%	The loans are repayable on demand	738.98	883.43
				4,577.18	4,317.00

3.14 Deferred Tax Liabilities (net)

Deferred tax liability arising on account of:

Differences between book balance and tax balance of property, plant and equipment
Timing differences on assessment of income

	As at 31 March 2021	As at 31 March 2020
Differences between book balance and tax balance of property, plant and equipment	970.85	1,112.47
Timing differences on assessment of income	60.70	93.33
Deferred Tax Assets		
Unabsorbed depreciation and carried forwarded tax losses	-	(651.83)
Deferred tax impact on fair value changes	(18.31)	(152.84)
Provision for doubtful debts and others	(120.72)	(124.21)
Provision for employee benefits	(135.25)	(78.38)
MAT Credit entitlement (Refer note 3.45)	(599.00)	(396.00)
Others	(3.18)	(13.28)
	155.09	(210.74)

Movement in Deferred Tax Liabilities/(assets) balances during the year ended 31 March 2021

Particulars	Opening Balance	Recognised in Statement of Profit and Loss	Recognised in Other Comprehensive Income	Total
Deferred tax liability /(assets)				
Differences between book balance and tax balance of property, plant and equipment	1,112.47	(141.62)	-	970.85
Timing differences on assessment of income	93.33	(32.63)	-	60.70
Deferred tax impact on fair value changes	(152.84)	(80.40)	214.93	(18.31)
Unabsorbed depreciation and carried forwarded tax losses	(651.83)	651.83	-	-
Provision for doubtful debts and others	(124.21)	3.49	-	(120.72)
Provision for employee benefits	(78.38)	(17.56)	(39.31)	(135.25)
MAT Credit entitlement (Refer note 3.45)	(396.00)	(203.00)	-	(599.00)
Others	(13.28)	10.10	-	(3.18)
Deferred Tax Liabilities (Net)	(210.74)	190.21	175.62	155.09

Summary of significant accounting policies and other explanatory information for the year ended 31 March 2021 (cont'd)

(All amounts are in ₹ Lakhs, unless otherwise stated)

Movement in Deferred Tax Liabilities/(assets) balances during the year ended 31 March 2020

Particulars	Opening Balance	Recognised in Statement of Profit and Loss	Recognised in Other Comprehensive Income	Total
Deferred tax liability /(assets)				
Differences between book balance and tax balance of property, plant and equipment	1,402.46	(289.99)	-	1,112.47
Timing differences on assessment of income	95.02	(1.69)	-	93.33
Deferred tax impact on fair value changes	162.82	(93.65)	(222.01)	(152.84)
Unabsorbed depreciation and carried forward tax losses	(1,205.39)	553.56	-	(651.83)
Provision for doubtful debts and others	(144.00)	19.79	-	(124.21)
Provision for employee benefits	(93.97)	34.62	(19.03)	(78.38)
MAT Credit entitlement (Refer note 3.45)	(278.00)	(118.00)	-	(396.00)
Others	-	(13.28)	-	(13.28)
Deferred Tax Liabilities (Net)	(61.06)	91.36	(241.04)	(210.74)

3.15 Trade payables

Dues to micro enterprises and small enterprises (refer note (a) and (b) below)
Dues to creditors other than micro enterprises and small enterprises
 Related parties: (Refer note 3.29)
 Bamni Proteins Limited
 Nitta Gelatin Inc
Others

	As at 31 March 2021	As at 31 March 2020
	400.10	60.12
	-	355.01
	34.12	268.14
	1,955.78	1,514.00
	1,989.90	2,137.15
	2,390.00	2,197.27

(a) Dues to micro and small enterprises as defined under the Micro, Small and Medium Enterprises Development Act (MSMED), 2006 to the extent identified and information available with the Company. This has been relied upon by the auditors.

(b) Subsidiary of the company M/S.Bamni Proteins Ltd was registered as a Small Enterprise under the MSMED Act 2006, during the month of March 2021 and hence the balance includes ₹ 280.82 Lakhs which is the balance payable to them as on 31 March 2021.

i)	Principal amount remaining unpaid (but within due date as per the Micro, Small and Medium Enterprises Development Act, 2006)	400.10	60.12
ii)	Interest due thereon remaining unpaid	1.63	1.61
iii)	Interest paid by the Company in terms of Section 16 of the Micro, Small and Medium Enterprises Development Act, 2006, along-with the amount of the payment made to the supplier beyond the appointed day during the period.	-	-
iv)	Interest due and payable for the period of delay in making payment (which have been paid but beyond the appointed day during the period) but without adding interest specified under the Micro, Small and Medium Enterprises Development Act, 2006	-	-
v)	Interest accrued and remaining unpaid	1.63	1.61
vi)	Interest remaining due and payable even in the succeeding years, until such date when the interest dues as above are actually paid to the small enterprises	-	-

3.16 Other financial liabilities**Current**

Current maturities of non-current borrowings
Interest accrued and due on borrowings
Interest accrued but not due on borrowings
Unpaid dividend*
Creditors for capital goods
Hedge liability
Employee related liabilities
Others

	As at 31 March 2021	As at 31 March 2020
	586.00	728.50
	-	13.22
	2.24	4.43
	13.84	14.45
	4.32	4.58
	-	560.23
	320.86	333.77
	19.22	18.11
	946.48	1,677.29

* Earmarked balances with banks for unpaid dividend

Summary of significant accounting policies and other explanatory information for the year ended 31 March 2021 (cont'd)

(All amounts are in ₹ Lakhs, unless otherwise stated)

	As at 31 March 2021	As at 31 March 2020
3.17 Provisions		
Non-current		
Provision for employee benefits (net)(Refer note 3.37)		
- Gratuity	68.94	37.86
- Compensated absence	192.43	151.87
	261.37	189.73
Current		
Provision for employee benefits (net)		
- Gratuity	71.22	13.20
- Compensated absence	71.57	55.37
Others (Refer note 3.31)	222.86	222.86
	365.65	291.43
3.18 Other liabilities		
Current		
Statutory dues	64.78	63.83
Deferred income	234.72	-
Advance received from customers	553.42	920.75
	852.92	984.58
	Year Ended	Year Ended
	31 March 2021	31 March 2020
3.19 Revenue from operations		
Revenue from Sale of goods		
Sale of products	34,815.09	28,938.56
Other operating revenues		
Scrap sales	47.80	47.78
Export incentive	457.72	357.38
Liabilities/Provisions written back	12.00	0.30
Other miscellaneous income	97.04	103.82
	614.56	509.28
	35,429.65	29,447.84
3.19.1 Disclosure under Ind AS 115 -Revenue from contracts with customers		
Disaggregation of revenue from contracts with customers		
The management determines that the segment information reported under Note 3.30 Segment reporting is sufficient to meet the disclosure objective with respect to disaggregation of revenue under Ind AS 115 "Revenue from contract with Customers". Hence, no separate disclosures of disaggregated revenues are reported.		
The Company's performance obligation are satisfied upon shipment and payment is generally due by 30 to 180 days.		
3.19.2 Reconciliation of Revenue from sale of goods with the contracted price		
Contracted price	34,909.99	29,073.34
Less: Trade discount, rebates etc	(94.90)	(134.78)
Net Revenue recognised from Contracts with Customers	34,815.09	28,938.56
3.20 Other Income		
Interest income		
- On Bank deposits	9.99	8.66
- Other Interest income	24.45	4.21
Dividend income from non-current investments	332.80	210.30
Net gain on foreign currency transactions and translations	56.42	59.62
Miscellaneous income	38.36	47.06
	462.02	329.85
3.21 Cost of materials consumed		
Opening Stock	1,834.42	1,586.30
Add: Purchases	18,854.41	15,843.13
	20,688.83	17,429.43
Less: Closing Stock	1,992.46	1,834.42
	18,696.37	15,595.01

**Summary of significant accounting policies and other explanatory information
for the year ended 31 March 2021 (cont'd)**

(All amounts are in ₹ Lakhs, unless otherwise stated)

	Year Ended 31 March 2021	Year Ended 31 March 2020
3.22 Changes in inventories of finished goods and work-in-progress		
Opening Stock		
Finished Goods	2,073.80	1,141.84
Work-in-progress	3,709.81	2,849.47
	5,783.61	3,991.31
Less:		
Closing Stock		
Finished Goods	1,516.31	2,073.80
Work-in-progress	4,149.02	3,709.81
	5,665.33	5,783.61
	118.28	(1,792.30)
3.23 Employee benefits expense		
Salaries and wages	2,967.51	2,868.31
Contribution to provident and other funds	312.25	261.95
Workmen and staff welfare expenses	421.88	460.80
	3,701.64	3,591.06
Less: Transfer to research and development expenditure (refer Note 3.26.1)	(120.64)	(121.39)
	3,581.00	3,469.67
3.24 Finance costs		
Interest expense - on bank borrowings	196.03	505.27
Other borrowing cost	298.16	248.18
	494.19	753.45
3.25 Depreciation and Amortisation Expense		
Depreciation of tangible assets (refer note 3.01)	1,472.56	1,483.61
Amortisation of intangible assets (refer note 3.02)	8.38	12.27
	1,480.94	1,495.88
3.26 Other expenses		
Consumption of stores, spares and consumables	766.33	751.46
Effluent discharge charges	134.69	145.59
Contract labour charges	134.77	153.00
Packing materials consumed	283.39	265.44
Research and development expenditure (refer note 3.26.1)	169.70	145.52
Power, fuel, water and gas	3,941.69	3,879.32
Repairs		
- Building	115.22	177.10
- Plant and equipment	859.84	977.05
- Others	351.77	410.57
Loading, transportation and other charges on products	623.18	703.95
Freight on exports	235.22	121.86
Insurance	99.30	74.58
Rent	35.95	41.36
Rates and taxes	172.35	225.89
Postage and telephone	41.34	45.05
Printing and stationery	18.02	19.61
Travelling and conveyance	87.53	235.96
Director's sitting fee	11.00	13.04
Payments to statutory auditors (refer note 3.26.2)	22.19	21.54
Advertisement and publicity	6.14	23.26
Professional and consultancy charges	209.34	249.72
Bank charges	55.10	62.71
Expenses on corporate social responsibility activities (refer note 3.26.3)	15.45	23.50
Loss on assets sold/written off (net)	45.20	7.83
Security service charges	224.75	226.33
Provision for impairment on Plant and equipment	200.00	310.73
Miscellaneous expenses	227.78	256.08
	9,087.24	9,568.05

Summary of significant accounting policies and other explanatory information for the year ended 31 March 2021 (cont'd)

(All amounts are in ₹ Lakhs, unless otherwise stated)

	Year Ended 31 March 2021	Year Ended 31 March 2020
3.26.1 Details of Research & Development expenditure		
(a) Revenue expenditure charged to the statement of profit and loss (Product development/Engineering expenses)		
Salary and allowances	120.64	121.39
Other expenses (Net of recoveries)	49.06	24.13
	169.70	145.52
(b) Capital expenditure in relation to tangible fixed assets for Research & Development facilities	24.48	4.89
3.26.2 Payments to Statutory auditor		
Statutory audit fees	21.06	20.25
Other services		
Others (including certification)	0.60	0.55
Reimbursement of expenses	0.53	0.74
	22.19	21.54
3.26.3 Details of expenses on Corporate Social Responsibility activities		
a. Gross amount required to be spent by the Company during the year	11.40	23.22
b. Amount spent during the year on:		
i. Construction/acquisition of any asset	-	-
ii. On purposes other than (i) above	15.45	23.50
3.27 Earnings per share (EPS) (basic and diluted)		
a) Profit after tax attributable to equity shareholders	1,790.44	789.54
b) Weighted average number of shares outstanding	9,079,160	9,079,160
c) Nominal value of shares (₹)	10	10
d) Basic earning per share (₹)	19.72	8.70
e) Number of equity shares used to compute diluted earnings per share	9,079,160	9,079,160
f) Diluted earnings per share (₹)	19.72	8.70
3.28 Assets pledged as security		
The carrying amounts of assets pledged as security for current and non-current borrowings are:		
Current		
First charge		
Financial assets		
Trade receivables	5,527.08	2,707.07
Cash and cash equivalents	69.99	97.96
Bank balances other than cash and cash equivalents	166.07	75.88
Other financial assets	262.71	108.74
Inventories	8,295.36	8,328.84
Other current assets	361.76	502.97
Total current assets pledged as securities	14,682.97	11,821.46
Non-current		
First charge		
Property, plant and equipment (PPE) and capital work-in-progress	10,958.26	11,968.97
Total non-current assets pledged as securities	10,958.26	11,968.97
Total assets pledged as security	25,641.23	23,790.43

**Summary of significant accounting policies and other explanatory information
for the year ended 31 March 2021 (cont'd)**

(All amounts are in ₹ Lakhs, unless otherwise stated)

3.29 Disclosure of Related Party Transactions in accordance with Ind AS 24 - Related Party Disclosures

A. Related parties and nature of relationship

- | | |
|---|---|
| i. Nitta Gelatin Inc. | Enterprise having substantial interest in the Company |
| ii. Nitta Gelatin NA Inc. | Subsidiary of Nitta Gelatin Inc. |
| iii. Nitta Gelatin Canada Inc. | Subsidiary of Nitta Gelatin Inc. |
| iv. Bamni Proteins Ltd | Subsidiary Company |
| v. K T Chandy Seiichi Nitta Foundation | Trust controlled by the Company |
| vi. Kerala State Industrial Development Corporation | Enterprise having substantial interest in the Company |

vii. Key Managerial Personnel

- | | |
|----------------------------|------------------------|
| Mr. Sajiv K. Menon | Managing Director |
| Dr Shinya Takahashi | Whole Time Director |
| Dr. K. Ellangovan | Non Executive Director |
| Mr. S. Harikishore | Non Executive Director |
| Mr. M.G. Rajamanickam | Non Executive Director |
| Dr. K. Cherian Varghese | Independent Director |
| Mr. E. Nandakumar | Independent Director |
| Mrs. Radha Unni | Independent Director |
| Dr. Justice M. Jaichandren | Independent Director |
| Mr. Yoichiro Sakuma | Independent Director |

Summary of significant accounting policies and other explanatory information for the year ended 31 March 2021 (cont'd)

(All amounts are in ₹ Lakhs, unless otherwise stated)

3.29 Disclosure of Related Party Transactions in accordance with Ind AS 24 - Related Party Disclosures (cont'd.)

B. Detail of Transactions:

Nature of Transaction	Subsidiary Company/Trust controlled by the Company		Enterprise having substantial interest in the Company and its Subsidiaries		Key Management Personnel		Total	
	31 March 2021	31 March 2020	31 March 2021	31 March 2020	31 March 2021	31 March 2020	31 March 2021	31 March 2020
Sale and Income								
1 Sale of Goods								
<i>Nitta Gelatin Inc</i>	-	-	10,396.69	5046.98	-	-	10,396.69	5046.98
<i>Nitta Gelatin NA Inc</i>	-	-	5,677.65	3,962.19	-	-	5,677.65	3,962.19
2 Receipt for software license								
<i>Bamni Proteins Ltd</i>	-	2.19					-	2.19
3 Dividend income								
<i>Bamni Proteins Ltd</i>	332.50	210.00					332.50	210.00
4 Guarantee commission recovered								
<i>Bamni Proteins Ltd</i>	14.05	12.00	-	-	-	-	14.05	12.00
5 Support fee for service rendered recovered								
<i>Bamni Proteins Ltd</i>	81.14	87.00	-	-	-	-	81.14	87.00
6 Reimbursement of Expenses								
<i>Bamni Proteins Ltd</i>	13.79	14.83	-	-	-	-	13.79	14.83
Purchase and Expenses								
1 Purchase of Goods:								
<i>Bamni Proteins Ltd</i>	2,457.86	1,545.01	-	-	-	-	2,457.86	1,545.01
2 Commission expense:								
<i>Nitta Gelatin Inc</i>	-	-	15.35	9.54	-	-	15.35	9.54
- For Sale of Gelatin	-	-	0.78	4.60	-	-	0.78	4.60
- For Sale of Peptide	-	-			-	-		
3 Rent paid								
<i>Bamni Proteins Ltd</i>	1.20	1.20	-	-	-	-	1.20	1.20
4 Rebate/ Discount expense:								
<i>Nitta Gelatin Inc</i>	-	-	-	8.57	-	-	-	8.57
<i>Nitta Gelatin NA Inc</i>	-	-	-	2.39	-	-	-	2.39
5 Technical Assistance Fee:								
<i>Nitta Gelatin Inc</i>	-	-	21.07	20.11	-	-	21.07	20.11
6 Interest expense on External Commercial Borrowings								
<i>Nitta Gelatin Inc</i>	-	-	100.18	101.15	-	-	100.18	101.15
7 Interest expense on loans Kerala State Industrial Development Corporation								
	-	-	37.76	83.72	-	-	37.76	83.72
8 Reimbursement of Expenses (Net):								
<i>Nitta Gelatin Inc</i>	-	-	33.11	24.24	-	-	33.11	24.24
<i>Bamni proteins Ltd</i>	18.03	12.70	-	-	-	-	18.03	12.70
9 Donations/Corporate Social Responsibility contribution								
<i>K.T.Chandy Seiichi Nitta Foundation</i>	12.03	33.71	-	-	-	-	12.03	33.71
10 Remuneration (refer note a below)								
<i>Mr. Sajiv K. Menon</i>	-	-	-	-	111.15	170.56	111.15	170.56
<i>Dr. Shinya Takahashi</i>	-	-	-	-	24.54	24.47	24.54	24.47
11 Sitting fees								
<i>Dr. K. Ellangovan</i>	-	-	-	-	1.00	0.61	1.00	0.61
<i>Mrs. Sharmila Mary Joseph</i>	-	-	-	-	-	0.18	-	0.18
<i>Mr. S. Harikishore</i>	-	-	-	-	0.50	-	0.50	-
<i>Dr. K Cherian Varghese</i>	-	-	-	-	1.75	3.34	1.75	3.34
<i>Mr. E. Nandakumar</i>	-	-	-	-	3.00	3.16	3.00	3.16
<i>Mrs. Radha Unni</i>	-	-	-	-	2.50	2.55	2.50	2.55
<i>Mr. M. Jaichandren</i>	-	-	-	-	1.25	0.69	1.25	0.69
<i>Mr. Yoichiro Sakuma</i>	-	-	-	-	1.00	0.18	1.00	0.18
12 Guarantees given - Balance outstanding								
<i>Bamni Proteins Ltd</i>	535.81	460.32	-	-	-	-	535.81	460.32

Summary of significant accounting policies and other explanatory information for the year ended 31 March 2021 (cont'd)

(All amounts are in ₹ Lakhs, unless otherwise stated)

3.29 Disclosure of Related Party Transactions in accordance with Ind AS 24 - Related Party Disclosures (cont'd)**B. Detail of Transactions (cont'd):**

Nature of Transaction	Subsidiary Company/ Trust controlled by the Company		Enterprise having substantial interest in the Company and its Subsidiaries		Key Management Personnel		Total	
	31 March 2021	31 March 2020	31 March 2021	31 March 2020	31 March 2021	31 March 2020	31 March 2021	31 March 2020
13 Dividend paid on equity shares <i>Nitta Gelatin Inc</i> <i>Kerala State Industrial Development Corporation</i>	-	-	97.51	58.50	-	-	97.51	58.50
14 Dividend on preference shares <i>Nitta Gelatin Inc</i>	-	-	71.56	42.93	-	-	71.56	42.93
	-	-	119.18	85.37	-	-	119.18	85.37

Notes:

a) Remuneration paid to KMP excludes provision for/contribution to gratuity and compensated absences which are based on actuarial valuation done on overall company basis (can not be individually identified) are excluded in the disclosure above.

C. Balance outstanding as at year end:

Nature of Transaction	Subsidiary Company/ Trust controlled by the Company		Enterprise having substantial interest in the Company and its Subsidiaries		Total	
	31 March 2021	31 March 2020	31 March 2021	31 March 2020	31 March 2021	31 March 2020
Investments						
1 <i>Bamni Proteins Ltd</i>	350.00	350.00	-	-	350.00	350.00
Receivables						
1 <i>Nitta Gelatin Inc</i>	-	-	1,502.00	86.39	1,502.00	86.39
2 <i>Nitta Gelatin NA Inc</i>	-	-	1,681.65	1,024.58	1,681.65	1,024.58
Payables						
1 <i>Bamni Proteins Ltd</i>	280.82	355.01	-	-	280.82	355.01
2 <i>Nitta Gelatin Inc</i>						
-Term loan	-	-	789.94	1,152.17	789.94	1,152.17
-Other payables	-	-	34.12	268.14	34.12	268.14
3 <i>Nitta Gelatin NA Inc</i>						
-Other payables	-	-	23.60	-	23.60	-
4 <i>Kerala State Industrial Development Corporation</i>						
-Term loan	-	-	257.38	653.53	257.38	653.53

D. Transaction with related parties

In accordance with the applicable provisions of the Income Tax Act, 1961, the Company is required to use certain specified methods in assessing that the transactions with the related parties, are carried out at the arm's length price and is also required to maintain prescribed information and documents to support such assessment. The appropriate method to be adopted will depend on the nature of transactions/class of transactions, class of associated persons, functions performed and other factors as prescribed. Based on certain internal analysis carried out, management believes that transactions entered into with the related parties were carried out at arm's length prices. The Company is in the process of updating the transfer pricing documentation for the financial year ended 31 March 2021. In the opinion of the management, the same would not have an impact on these financial statements. Accordingly, the financial statements do not include the effect of the transfer pricing implications, if any.

Note: Remuneration paid to KMP excludes provision for/contribution to gratuity and compensated absences which are based on actuarial valuation done on overall company basis (can not be individually identified) are excluded in the disclosure above.

Summary of significant accounting policies and other explanatory information for the year ended 31 March 2021 (cont'd)

(All amounts are in ₹ Lakhs, unless otherwise stated)

3.30 Segment Information

The Company is engaged in the manufacture and sale of products which form part of one product group which represents one operating segment, as the Chief Operating Decision Maker (CODM), reviews business performance at an overall company level. Entity-wide disclosure as required by Ind AS 108 "Operating Segment" are as follows:

(i) Revenues from external customers for each product or each group of similar products:

Particulars	Year ended	Year ended
	31 March 2021	31 March 2020
Sales of products	34,815.09	28,938.56
	34,815.09	28,938.56

(ii) Revenues from external customers attributed to the Company's country of domicile and attributed to all foreign countries from which the Company derives revenues:

Particulars	Year ended	Year ended
	31 March 2021	31 March 2020
India	15,861.18	16,816.31
Outside India	18,953.91	12,122.25
	34,815.09	28,938.56

(iii) Non-current assets (other than financial instruments non-current tax and deferred tax assets) located in the Company's country of domicile and in all foreign countries in which the Company holds assets:

Particulars	Year ended	Year ended
	31 March 2021	31 March 2020
India	11,606.74	12,851.54
Outside India	-	-
	11,606.74	12,851.54

(iv) The following table gives details in respect of percentage of revenues generated from top customer and revenues from transactions with customers amounts to 10 percent or more of Company's revenues from product sale:

Particulars	Year ended	Year ended
	31 March 2021	31 March 2020
Revenue from top customer	10,396.69	5,046.98
Revenue from customers contributing 10% or more to the Company's revenues from product sale	21,221.62	14,210.78

3.31 Provisions and Contingent liabilities

3.31.1 Provisions

Nature of Provision	As at 1 April 2020	Additional Provision during the year	Amounts used/charged during the year	Unused amounts reversed	As at 31 March 2021
Provision for Central Excise Duty (refer note 3.31.1(i))	132.29 (132.29)	-	-	-	132.29 (132.29)
Provision for Central Sales Tax (refer note 3.31.1(ii))	28.74 (28.74)	-	-	-	28.74 (28.74)
Provision for Water Cess (refer note 3.31.2(iv))	61.83 (61.83)	-	-	-	61.83 (61.83)

(Figures in brackets represents corresponding figure for the previous financial year)

3.31.1(i) Central Excise authorities have issued show cause notices proposing to withdraw CENVAT credit availed by the Company on Hydrochloric Acid used in the manufacture of Ossein consumed for Gelatin production amounting to ₹ 350.75 Lakhs (31 March 2020: ₹ 350.75 Lakhs) which has been disputed by the Company. Though no demand has been raised by the department, based on legal advice received, the company has created a provision of ₹ 132.29 Lakhs (31 March 2020: ₹ 132.29 Lakhs) as a matter of prudence and the balance amount of ₹ 218.45 Lakhs (31 March 2020: ₹ 218.45 Lakhs) has been disclosed as a contingent liability.

3.31.1(ii) The Central Sales Tax authorities had raised demand on assessment for an earlier year amounting to ₹ 28.74 Lakhs (31 March 2020: ₹ 28.74 Lakhs) which has been disputed in appeal. Though the management is of the opinion that these demands are not fully sustainable, provision has been created in the accounts for the aforesaid amount as a matter of prudence.

Summary of significant accounting policies and other explanatory information for the year ended 31 March 2021 (cont'd)

(All amounts are in ₹ Lakhs, unless otherwise stated)

3.31.2 Contingent Liabilities not provided for:

	As at 31 March 2021	As at 31 March 2020
1. Claims against the Company not acknowledged as debts:		
a. Income tax [refer note 3.31.2(i)]	167.61	167.61
b. Sales tax [refer note 3.31.2(ii)]	776.09	783.94
c. Excise duty and service tax [refer note 3.31.1(i) and 3.31.2.(iii)]	300.50	297.12
d. Water cess [refer note 3.31.2(iv)]	653.01	653.01
e. Customs duty (refer note 3.31.3)	1,968.36	1,968.36
2. Counter guarantee issued in favour of bankers	560.74	89.30
3. Counter guarantee issued in favour of bankers on behalf of Subsidiary Company		
a. Bamni Proteins Limited. - Amount outstanding	535.81	460.32
Amount of Guarantee - ₹ 750 Lakhs (31 March 2020: ₹ 750 Lakhs)		
	4,962.12	4,419.66

3.31.2(i) The Income tax authorities has made certain disallowances on assessments completed for earlier years, which are pending on appeal before the appellate authority. In the opinion of the management no provision is considered necessary for the same at this stage.

The Company has received tax orders from the Income tax authorities reducing brought forward losses (including unabsorbed depreciation) amounting to ₹ 928.71 Lakhs (31 March 2020: ₹ 928.71 Lakhs), primarily on denial of certain expenditure upon completion of tax assessment for the assessment years 2006-07, 2007-08, 2008-09, 2012-13, 2013-14 and 2014-15. There is no tax demand on account of the above. The Company's appeal against the said demands are pending before appellate authorities in various stages of litigation. Further, the Company has received tax orders from the transfer pricing authorities reducing brought forward losses (including unabsorbed depreciation) amounting to ₹ 512.07 Lakhs (31 March 2020: ₹ 512.07 Lakhs), primarily on transfer pricing adjustments upon completion of tax assessment for assessment years 2006-07, 2007-08 and 2008-09. There is no tax demand on account of the above. The Company's appeal against the said demands are pending before appellate authorities in various stages of litigation. The Company is contesting these litigations and the management believes that its position will be likely to be upheld in the appellate process and therefore will not impact these financial statements. Consequently no provision has been created in the financial statements for the above.

3.31.2(ii) The sales tax authorities had raised demands on assessment for some earlier years amounting to ₹ 776.09 Lakhs (31 March 2020: ₹ 783.94 Lakhs) (net of bank guarantees), excluding interest on demand not quantified by the management, which had been disputed by the Company on appeal. Based on legal advice, no provision is considered necessary towards the said demands and the amount involved is disclosed as contingent liability.

3.31.2(iii) Includes demands raised by the Central Excise Authorities (including penalty thereon but excluding interest) for higher excise duties on a product of the Company and towards cenvat credits availed aggregating to ₹ 7.21 Lakhs (31 March 2020: ₹ 7.21 Lakhs) which have been disputed by the Company before the appellate authorities; and show cause notices received from such authorities for service tax on certain deemed services and ineligible cenvat credit availed aggregating to ₹ 74.84 Lakhs (31 March 2020: ₹ 71.46 Lakhs), which have been represented before adjudicating authorities. In the opinion of the management these demands/ show cause notices issued are not sustainable, so no provision is considered at this stage.

3.31.2(iv) During an earlier year, an amount of ₹ 714.84 Lakhs was demanded as water cess for extraction of river water for industrial use during the period from 01 April 1979 to 31 December 2010, in accordance with a Government Order issued on 25 July 2009. The Company had been legally advised that the demands may not be fully sustainable in law and had filed a writ petition before the Hon'ble High Court of Kerala against the proceedings, which is pending.

The Company had also made a representation to the Secretary (Water resources), Government of Kerala which is pending consideration of the Government. Pursuant to discussions with Government authorities, the Company had entered into an agreement for payment of such charges for the periods subsequent to 01 January 2011. Further, a provision of ₹ 61.83 Lakhs towards disputed charges for the period from 25 July 2009 to 31 December 2010, being periods subsequent to issue of the Government order, was made in the accounts in an earlier year as a matter of prudence.

In the opinion of the management, based on independent legal advice, no provision is considered necessary for charges for the periods from 01 April 1979 to 24 July 2009 amounting to ₹ 653.01 Lakhs, being periods prior to the issue of the Government order which has been disclosed as contingent liability.

3.31.3 The customs authorities have issued show cause notice-cum-demand proposing classify/reassess import of a certain item of raw materials, which has been objected by the Company. During an earlier year, the Commissioner of Customs had issued an order confirming demand of ₹ 877.15 Lakhs along with a penalty of ₹ 1,091.21 Lakhs. The Company has filed appeal before the appellate authorities which is pending for disposal at this stage. As per the independent legal advice, the proposal of the department is legally incorrect and the matter has not reached finality as the appellate proceedings are pending for adjudication and hence no provision is considered necessary at this stage.

3.32 Estimated amount of contracts remaining to be executed on capital account ₹ 125.57 Lakhs (31 March 2020: ₹ 151.12 Lakhs)

3.33 In respect of raw materials imported at concessional rate of duty under the Advance Authorisation Scheme, the Company has fulfilled the export obligation which is required to be fulfilled as per the Licensing Norms and has settled the differential duty along with Interest for the portion of raw material which is used for domestic market requirements. However for certain portion of the material exported, the advance license number was not endorsed in the shipping bill due to oversight. The Company is in the process of getting the endorsement effected by Customs Department for the exports so effected. The company's, application for endorsement of Advance Authorisation Number in the shipping bill for exports is pending for disposal before the Customs Authorities at this stage. Since the Company's dispute on classification/ reassessment of the raw material is pending for adjudication before the Appellate Tribunal and based on the legal advice received, the

Summary of significant accounting policies and other explanatory information for the year ended 31 March 2021 (cont'd)

(All amounts are in ₹ Lakhs, unless otherwise stated)

Company is hopeful of a favourable decision. As on 31 March 2021 the Company has created a provision of ₹ 68.28 Lakhs towards the duty along with applicable interest on the same as a matter of prudence.

3.34 In the opinion of the management, Current financial assets and Other current assets, have the value at which they are stated in the Balance Sheet, if realised in the ordinary course of business.

3.35 Leases

Rental expense recorded for short-term leases during the year ended 31 March 2021 is ₹ 35.95 Lakhs (31 March 2020: ₹ 41.36 Lakhs).

The Company's significant leasing arrangements, other than land, are in respect of office premises and warehouses taken on lease for which rent expenses has been charged to profit and loss. The arrangements generally range between 4 months to 11 months and are usually renewable by mutual consent on mutually agreeable terms. Under these arrangements, generally refundable interest free deposits have been given.

The Company's lease asset classes consist of leases for land, refer note 3.01 to the financial statements. The Company has not entered into any other material lease arrangements.

3.36 Income Tax

The major components of income tax expense are:

	Year ended 31 March 2021	Year ended 31 March 2020
Current income tax:		
Current income tax charge	453.00	118.00
Income tax relating to earlier years*	-	(310.97)
Minimum Alternate tax	(203.00)	(118.00)
Relating to the origination and reversal of temporary differences	393.21	209.36
Income tax expense reported in Statement of Profit and Loss	643.21	(101.61)
Deferred tax related to items recognised in OCI		
Income tax relating to re-measurement gains on defined benefit plans	(39.31)	(19.03)
Income tax relating to measurement of financial assets through OCI	1.46	(1.08)
Income tax relating to (loss)/gain on cash flow hedges	213.47	(220.93)
	175.62	(241.04)

*During the previous year, the Income Tax Appellate Tribunal has passed appellate orders in favour of the Company with respect to the Assessment years 2009-10 and 2010-11. Consequently, the provision for Income tax ₹ 310.97 Lakhs carried in the books relating to these assessment years have been reversed.

	As at 31 March 2021	As at 31 March 2020
Reconciliation of deferred tax (net)		
Opening balance	(210.74)	(61.06)
Tax credit/ (expense) during the year recognized in statement of profit and loss	393.21	209.36
MAT Credit	(203.00)	(118.00)
Tax credit/ (expense) during the year recognised in OCI	175.62	(241.04)
Closing balance	155.09	(210.74)

Reconciliation of tax expense and the accounting profit multiplied by India's domestic tax rate

	Year ended 31 March 2021	Year ended 31 March 2020
Accounting profit before tax and exceptional item	2,433.65	687.93
Tax on accounting profit at statutory income tax rate of 29.12% (31 March 2020 : 29.12%)	708.68	200.33
Tax effect of:		
Non deductible expenses	11.75	7.05
Tax incentives and exempt income	(96.91)	(84.56)
Tax effect of change in tax rates	-	(27.71)
Income tax relating to earlier years	-	(310.97)
Adjustment of tax with respect to earlier years	-	76.68
Others	19.69	37.57
Tax expense recognised in the Statement of profit and loss	643.21	(101.61)

There are no unrecognised deferred tax assets as on 31 March 2021.

Summary of significant accounting policies and other explanatory information for the year ended 31 March 2021 (cont'd)

(All amounts are in ₹ Lakhs, unless otherwise stated)

3.37 A. Defined benefit plan

The Company has gratuity fund for its employees. The Company provides for gratuity for employees as per the Payment of Gratuity Act, 1972. Employees who are in continuous service for a period of 5 years are eligible for gratuity at the rate of 15 days basic salary for each year of service until the retirement age. As at 31 March 2021 and 31 March 2020 the plan assets were invested in insurer managed funds.

The following tables set out the funded status of gratuity plans and the amount recognized in Company's financial statements:

Particulars	As at/Year Ended 31 March 2021	As at/Year Ended 31 March 2020
1 The amounts recognized in the Balance Sheet are as follows:		
Present value of the obligation as at the end of the year	896.66	765.22
Fair value of plan assets as at the end of the year	(756.50)	(714.16)
Net liability recognized in the Balance Sheet	140.16	51.06
2 Changes in the present value of defined benefit obligation		
Defined benefit obligation as at beginning of the year	765.22	708.76
Current service cost	54.87	49.83
Interest cost	52.76	55.02
<i>Actuarial losses/(gains) arising from</i>		
- change in financial assumptions	134.98	65.37
- experience variance (i.e. actual experiences assumptions)	-	-
Benefits paid	(111.17)	(113.76)
Defined benefit obligation as at the end of the year	896.66	765.22
3 Changes in the fair value of plan assets		
Fair value as at the beginning of the year	714.16	715.37
Expected return on plan assets	53.52	57.24
Actual return on plan assets over expected interest	-	(5.11)
Contributions	100.00	60.42
Benefits paid	(111.17)	(113.76)
Fair value as at the end of the year	756.51	714.16
Description of Plan Assets		
Insurer Managed Funds (LIC of India)	756.51	714.16
<i>Assumptions used in the above valuations are as under:</i>		
Discount rate	7.04%	7.50%
Expected rate of increase in compensation level	5.50%	5%
Attrition rate	4%	3%
Superannuation age	58	58
Mortality	Indian Assured Lives Mortality [1994-96] Ultimate	
4 Net gratuity cost for the year ended 31 March 2021 and 31 March 2020 comprises of following components:		
Current service cost	54.87	49.83
Net interest cost on the net defined benefit liability	(2.63)	2.90
Net defined benefit expense debited to statement of profit and loss	52.24	52.73
5 Remeasurement (gain)/ loss recognised in other comprehensive income		
Change in financial assumptions	(134.98)	(65.37)
Experience variance (i.e. actual experience vs assumptions)	-	-
Change in demographic assumptions	-	-
Recognized in other comprehensive income	(134.98)	(65.37)

3.37 B. Defined contribution plan

The Company provides benefits in the nature of defined contribution plans viz, provident fund, employee state insurance scheme and superannuation fund for qualifying employees. Under these Schemes, the Company is required to contribute a specified percentage of the payroll costs to fund the benefits. The Company recognised ₹ 257.84 Lakhs (31 March 2020: ₹ 260.18 Lakhs) towards contribution for mentioned funds in the Statement of Profit and Loss. The contributions payable to these plans by the Company are at rates specified in the rules of the Schemes.

C. Sensitivity analysis

Description of Risk Exposures

Valuations are performed on certain basic set of pre-determined assumptions which may vary over time. Thus, the Company is exposed to various risks in providing the above benefit which are as follows:

Interest Rate Risk: The plan exposes the Company to the risk of fall in interest rates. A fall in interest rates will result in an increase in the ultimate cost of providing the above benefit and will thus result in an increase in the value of liability (as shown in financial statements).

Liquidity Risk: This is the risk that the Company is not able to meet the short term benefit payouts. This may arise due to non availability of enough cash/cash equivalent to meet the liabilities or holding of illiquid assets not being sold in time.

Summary of significant accounting policies and other explanatory information for the year ended 31 March 2021 (cont'd)

(All amounts are in ₹ Lakhs, unless otherwise stated)

Salary Escalation Risk: The present value of the above benefit plan is calculated with the assumption of salary increase rate of plan participants in future. Deviation in the rate of increase in salary in future for plan participants from the rate of increase in salary used to determine the present value of obligation will have a bearing on the plan's liability.

Demographic Risk: The Company has used certain mortality and attrition assumptions in valuation of the liability. The Company is exposed to the risk of actual experience turning out to be worse compared to the assumption.

Regulatory Risk: Gratuity benefit is paid in accordance with the requirements of the Payment of Gratuity Act, 1972 (as amended from time to time). There is a risk of change in regulations requiring higher gratuity payouts (for example, increase in the maximum liability on gratuity of ₹ 2,000,000).

Asset Liability Mismatching or Market Risk: The duration of the liability is longer compared to duration of assets exposing the company to market risks for volatilities/fall in interest rate.

Investment Risk: The probability or likelihood of occurrence of losses relative to the expected return on any particular investment. Significant actuarial assumptions for the determination of the defined benefit obligation are discount rate, expected salary increase and mortality. The sensitivity analysis below have been determined based on reasonably possible changes of the assumptions occurring at the end of the reporting period, while holding all other assumptions constant. The results of sensitivity analysis is given below:

Increase/(decrease) on present values of defined benefits obligations at the end of the year:

Particulars	Year ended 31 March 2021		Year ended 31 March 2020	
	Increase by 1%	Decrease by 1%	Increase by 1%	Decrease by 1%
Discount Rate (- / + 1%)	(65.99)	76.05	(71.39)	84.12
Salary Growth Rate (- / + 1%)	75.45	(66.56)	77.40	(66.94)
Attrition rate (- / + 1%)	1.98	(2.14)	(2.16)	(9.29)

Sensitivity analysis presented above may not be representative of the actual change in the defined benefit obligation as it is unlikely that the change in assumptions would occur in isolation of one another as some of the assumptions may be correlated. There are no changes from the previous period in the methods and assumptions used in preparing the sensitivity analysis.

There is no change in the method of valuation for the prior period.

3.38 Fair value measurements

(i) Financial instruments by category

The carrying value and fair value of financial instruments by categories as of 31 March 2021 were as follows:

Particulars	Notes	Amortised cost	Financial assets/ liabilities at FVTPL	Financial assets/ liabilities at FVOCI
Assets:				
Investments	3.03	350.00	-	94.20
Cash and cash equivalents	3.09	69.99	-	-
Bank balances other than cash and cash equivalents	3.10	166.07	-	-
Trade receivable	3.08	5,527.08	-	-
Loans	3.04	388.82	-	-
Other financial assets	3.05			
Earmarked balances with banks for unpaid dividend		13.84	-	-
Advances recoverable in cash or in kind		75.06	-	-
Hedge asset		-	172.85	-
Interest receivable		8.86	-	-
Others		5.94	-	-
Total		6,605.66	172.85	94.20
Liabilities:				
Borrowings	3.13	6,886.57	-	-
Trade payable	3.15	2,390.00	-	-
Other financial liabilities	3.16			
Current maturities of long term borrowings		586.00	-	-
Unpaid dividend		13.84	-	-
Interest accrued and due on borrowings		-	-	-
Interest accrued but not due on borrowings		2.24	-	-
Creditors for capital goods		4.32	-	-
Employee related liabilities		320.86	-	-
Others		19.22	-	-
Total		10,223.05	-	-

Summary of significant accounting policies and other explanatory information for the year ended 31 March 2021 (cont'd)

(All amounts are in ₹ Lakhs, unless otherwise stated)

3.38 Fair value measurements (Contd.)

The carrying value and fair value of financial instruments by categories as of 31 March 2020 were as follows:

Particulars	Notes	Amortised cost	Financial assets/ liabilities at FVTPL	Financial assets/ liabilities at FVOCI
Assets:				
Investments	3.03	350.00	-	87.17
Cash and cash equivalents	3.09	97.96	-	-
Bank balances other than cash and cash equivalents	3.10	75.88	-	-
Trade receivable	3.08	2,707.07	-	-
Loans	3.04	392.62	-	-
Other financial assets	3.05			
Balances with Bank - Deposit Accounts		85.45	-	-
Earmarked balances with banks for unpaid dividend		14.45	-	-
Advances recoverable in cash or in kind		75.95	-	-
Interest receivable		10.36	-	-
Others		22.43	-	-
Total		3,832.17	-	87.17
Liabilities:				
Borrowings	3.13	7,185.92	-	-
Trade payable	3.15	2,197.27	-	-
Other financial liabilities	3.16			
Current maturities of long term borrowings		728.50	-	-
Unpaid dividend		14.45	-	-
Interest accrued and due on borrowings		13.22	-	-
Interest accrued but not due on borrowings		4.43	-	-
Creditors for capital goods		4.58	-	-
Hedge liability		-	560.23	-
Employee related liabilities		333.77	-	-
Others		18.11	-	-
Total		10,500.25	560.23	-

The management assessed that the fair value of cash and cash equivalents, trade receivables, loans, other financial assets, trade payables, working capital loans and other financial liabilities approximate the carrying amount largely due to short-term maturity of these instruments.

The fair value of the financial assets and liabilities is included at the amount at which the instrument could be exchanged in a current transaction between willing parties, other than in a forced or liquidation sale.

(ii) Fair value of financial assets and liabilities measured at amortised cost

The management assessed that for amortised cost instruments, fair value approximate largely to the carrying amount.

(iii) Fair value hierarchy

Financial assets and financial liabilities measured at fair value in the statement of financial position are grouped into three Levels of a fair value hierarchy. The three Levels are defined based on the observability of significant inputs to the measurement, as follows:

Level 1: Quoted prices (unadjusted) in active markets for financial instruments.

Level 2: The fair value of financial instruments that are not traded in an active market is determined using valuation techniques which maximize the use of observable market data rely as little as possible on entity specific estimates.

Level 3: If one or more of the significant inputs is not based on observable market data, the instrument is included in level 3.

a) Assets and liabilities measured at fair value - recurring fair value measurement

As at 31 March 2021	Notes	Level 1	Level 2	Level 3	Total
Assets measured at fair value					
Non current investments	3.03	15.30	-	78.90	94.20
Derivatives designated as cash flow hedges					
Foreign exchange forward contracts	3.05	-	172.85	-	172.85
As at 31 March 2020					
Assets measured at fair value					
Non current investments	3.03	8.27	-	78.90	87.17
Derivatives designated as cash flow hedges					
Foreign exchange forward contracts	3.05	-	(560.23)	-	(560.23)

Foreign exchange forward contracts are valued using valuation techniques, which employs the use of market observable inputs. The valuation techniques uses the exchange rates provided by banks for revaluation of balance in forward contracts as on the reporting dates.

Summary of significant accounting policies and other explanatory information for the year ended 31 March 2021 (cont'd)

(All amounts are in ₹ Lakhs, unless otherwise stated)

(iv) Valuation technique used to determine fair value

Specific valuation techniques used to value financial instruments include:

- the fair value of quoted investments is determined using the market value for the investment. The fair value estimates are included in level 1.
- the fair value of foreign exchange forward contracts is determined using market observable inputs, including prevalent forward rates for the maturities of the respective contracts and interest rate curves as indicated by banks and third parties.
- the fair value of other equity instruments have been computed based on income approach using a discounted cash flow model, which discounts the estimated cash flows using the appropriate discount rates.

3.39 Financial risk management

The Company's activities expose it to a variety of financial risks: market risk, credit risk and liquidity risk. The Company's focus is to foresee the unpredictability of financial markets and seek to minimize potential adverse effects on its financial performance. The primary market risk to the Company is foreign exchange exposure risk. The Company uses derivative financial instruments to mitigate foreign exchange related risk exposures. The Company's exposure to credit risk is influenced mainly by the individual characteristic of each customer.

The Company's risk management activity focuses on actively securing the Company's short to medium-term cash flows by minimizing the exposure to volatile financial markets. Long-term financial investments are managed to generate lasting returns.

The Company does not actively engage in the trading of financial assets for speculative purposes nor does it write options. The most significant financial risks to which the Company is exposed are described below.

(A) Credit risk analysis

Credit risk is the risk that a counterparty fails to discharge an obligation to the Company, resulting in a financial loss. The Company is exposed to this risk for various financial instruments. The Company's maximum exposure to credit risk is limited to the carrying amount of financial assets, as summarised below:

Assets under credit risk

Trade receivable
Loans to employees
Security deposit
Balances with Bank - Deposit Accounts
Earmarked balances with banks for unpaid dividend
Advances recoverable in cash or in kind
Interest receivable
Hedge asset
Investments
Cash and cash equivalents
Other bank balances
Others

	As at 31 March 2021	As at 31 March 2020
5,527.08	2,707.07	
8.23	8.80	
380.59	383.82	
-	85.45	
13.84	14.45	
75.06	75.95	
8.86	10.36	
172.85	-	
444.20	437.17	
69.99	97.96	
166.07	75.88	
5.94	22.43	
6,872.71	3,919.34	

A1 Trade and other receivables

Trade receivables are typically unsecured and are derived from revenue earned from customers primarily located in India, USA, Japan and Europe. Credit risk has always been managed by the Company through credit approvals, establishing credit limits and continuously monitoring the creditworthiness of customers to which the Company grants credit terms in the normal course of business. The Company is exposed to a concentration of customer risk with respect to its trade receivable balances. At the reporting date, trade receivable balance from three customer represented 72 % (2020 - 70 %) of the total trade receivable balances, respectively. On account of adoption of Ind AS 109, Financial Instruments, the Company uses expected credit loss model to assess the impairment loss or gain. The provision for expected credit loss takes into account available external and internal credit risk factors and Company's historical experience for customers.

Movement in the allowances for doubtful trade receivables

Particulars

Balance at the beginning
Impairment loss recognised
Impairment loss reversed
Balance at the end

	As at 31 March 2021	As at 31 March 2020
45.05	45.05	
-	-	
(12.00)	-	
33.05	45.05	

A2 Cash and cash equivalents

The credit risk for cash and cash equivalents and derivative financial instruments is considered negligible, since the counterparties are reputable banks with high quality external credit ratings.

Financial assets that are neither past due nor impaired

Cash and cash equivalents, advances recoverable, loans and advances to employees, security deposit and other financial assets are neither past due nor impaired.

Financial assets that are past due but not impaired

There is no other class of financial assets that is past due but not impaired.

Summary of significant accounting policies and other explanatory information for the year ended 31 March 2021 (cont'd)

(All amounts are in ₹ Lakhs, unless otherwise stated)

3.39 Financial risk management (cont'd)**(B) Liquidity risk**

Liquidity risk is that the Company might be unable to meet its obligations. The Company manages its liquidity needs by monitoring scheduled debt servicing payments for long-term financial liabilities as well as forecast cash inflows and outflows due in day-to-day business. The data used for analysing these cash flows is consistent with that used in the contractual maturity analysis below. Liquidity needs are monitored in various time bands, usually on a month on month basis. Long-term liquidity needs for a 360-day lookout period are identified monthly. Net cash requirements are compared to available borrowing facilities in order to determine headroom or any shortfalls. This analysis shows that available borrowing facilities are expected to be sufficient over the lookout period.

The Company's objective is to maintain cash and marketable securities to meet its liquidity requirements for 30-day periods at a minimum. This objective was met for the reporting periods. Funding for long-term liquidity needs is additionally secured by an adequate amount of committed credit facilities and the ability to sell long-term financial assets.

The Company's non-derivative financial liabilities have contractual maturities (including interest payments where applicable) as summarised below:

Maturities of financial liabilities

As at 31 March 2021	Less than 1 year	1 year to 5 years	More than 5 years	Total
Borrowings	4,577.18	1,924.31	385.08	6,886.57
Trade payable	2,390.00	-	-	2,390.00
Other financial liabilities	946.48	-	-	946.48
Total	7,913.66	1,924.31	385.08	10,223.05

As at 31 March 2020	Less than 1 year	1 year to 5 years	More than 5 years	Total
Borrowings	4,317.00	2,490.31	378.61	7,185.92
Trade payable	2,197.27	-	-	2,197.27
Other financial liabilities	1,677.29	-	-	1,677.29
Total	8,191.56	2,490.31	378.61	11,060.48

(C) Market risk

The Company is exposed to market risk through its use of financial instruments and specifically to currency risk and interest rate risk, which result from both its operating and investing activities.

C1 Foreign currency Risk

The Company operates internationally and a significant portion of the business is transacted in USD, Japanese Yen and EURO currencies and consequently the Company is exposed to foreign exchange risk through its sales and purchases from overseas suppliers in various foreign currencies. The Company holds derivative financial instruments such as foreign exchange forward contracts to mitigate the risk of changes in exchange rates on foreign currency exposures. The exchange rate between the rupee and foreign currencies has changed substantially in recent years and may fluctuate substantially in the future. Consequently, the results of the Company's operations are adversely affected as the rupee appreciates/ depreciates against these currencies.

Foreign currency denominated financial assets and liabilities which expose the Company to currency risk are disclosed below. These include outstanding derivatives contracts entered into by the Company and unhedged foreign currency exposures.

Particulars		As at 31 March 2021		As at 31 March 2020	
Included In	Currency	Amount in foreign currency in Lakhs	Amount in ₹	Amount in foreign currency in Lakhs	Amount in ₹
Financial assets					
Trade receivables	USD	43.78	3,195.92	17.65	1,323.88
	EURO	1.09	92.37	1.87	153.39
Financial liabilities					
Trade payables	USD	1.00	73.73	4.78	362.75
	Japanese YEN	27.00	18.13	16.87	11.63
Current borrowings	USD	49.58	3,664.50	45.15	3,433.57
	EURO	1.99	173.70	0.82	69.43

Conversion rates	Financial Assets		Financial Liabilities		
	USD	EUR	USD	EUR	JPY
As at 31 March 2021	73.00	84.74	73.91	87.29	0.67
As at 31 March 2020	75.01	82.03	75.89	84.67	0.69

Summary of significant accounting policies and other explanatory information for the year ended 31 March 2021 (cont'd)

(All amounts are in ₹ Lakhs, unless otherwise stated)

(C) Market risk (cont'd)

Sensitivity

The following table details the Company's sensitivity to a 1% increase and decrease in the ₹ against the relevant foreign currencies. 1% is the sensitivity rate used when reporting foreign currency risk internally to key management personnel and represents management's assessment of the reasonably possible change in foreign exchange rates. The sensitivity analysis includes only outstanding foreign currency denominated monetary items and adjusts their translation at the year-end for a 1% change in foreign currency rates, with all other variables held constant. A positive number below indicates an increase in profit or equity where ₹ strengthens 1% against the relevant currency. For a 1% weakening of ₹ against the relevant currency, there would be a comparable impact on profit or equity, and the balances below would be negative.

Particulars	Increase		Decrease	
	31 March 2021	31 March 2021	31 March 2020	31 March 2020
Sensitivity				
INR/USD	(0.05)	0.05	(24.21)	24.21
INR/EURO	(0.76)	0.76	0.86	(0.86)
INR/YEN	(0.18)	0.18	(0.12)	0.12

Derivative financial instruments

The Company holds derivative financial instruments such as foreign currency forward contracts to mitigate the risk of changes in exchange rates on foreign currency exposures. The counterparty for these contracts is generally a bank or a financial institution. These derivative financial instruments are valued based on quoted prices for similar assets and liabilities in active markets or inputs that are directly or indirectly observable in the marketplace.

The following table gives details in respect of outstanding foreign exchange forward contracts

Particulars	31 March 2021	31 March 2020
Forward Contracts		
In USD (Lakhs)	145.43	141.45

The foreign exchange forward contracts mature within twelve months. The table below analyses the derivative financial instruments into relevant maturity groupings based on the remaining period as of the Balance Sheet date:

Particulars	31 March 2021 In USD Lakhs	31 March 2020 In USD Lakhs
Not later than one month	12.20	13.00
Later than one month and not later than three months	21.40	33.95
Later than three months and not later than a year	111.83	94.50

C2 Interest rate risk

(i) Liabilities

The Company's policy is to minimize interest rate cash flow risk exposures on long-term financing. At 31 March 2021, the Company is exposed to changes in market interest rates through bank borrowings at variable interest rates. The Company's investments in fixed deposits pay fixed interest rates.

Interest rate risk exposure

Below is the overall exposure of the Company to interest rate risk:

Particulars	As at 31 March 2021	As at 31 March 2020
Variable rate borrowing	2,895.39	3,597.42
Fixed rate borrowing	-	-
Total borrowings	2,895.39	3,597.42
Amount disclosed under other current financial liabilities	586.00	728.50
Amount disclosed under borrowings	2,309.39	2,868.92

Sensitivity

Below is the sensitivity of profit or loss in interest rates.

Particulars	31 March 2021	31 March 2020
Interest sensitivity		
Interest rates – increase by 100 basis points (100 bps)	28.95	35.97
Interest rates – decrease by 100 basis points (100 bps)	(28.95)	(35.97)

(ii) Assets

The Company's fixed deposits are carried at amortised cost and are fixed rate deposits. They are therefore not subject to interest rate risk as defined in Ind AS 107, since neither the carrying amount nor the future cash flows will fluctuate because of a change in market interest rates.

C3 Equity price risk

The Company's listed equity securities are susceptible to market price risk arising from uncertainties about future values of the investment securities. The investment in listed and unlisted equity securities are not significant.

Summary of significant accounting policies and other explanatory information for the year ended 31 March 2021 (cont'd)

(All amounts are in ₹ Lakhs, unless otherwise stated)

3.40 Capital management

For the purpose of the Company's capital management, capital includes issued capital, additional paid up capital and all other equity reserves attributable to the equity holders of the company. The primary objective of the Company's capital management is to maximize the shareholder value.

In order to achieve this over all objective, the Company's capital management, amongst other things, aims to ensure that it meets financial covenants attached to the interest - bearing loans and borrowings that define capital structure requirements. Breaches in meeting the financial covenants would permit the bank to immediately call loans and borrowings. There have been no breaches in the financial covenants of any interest-bearing loans and borrowing in the current period.

The Company manages its capital structure and makes adjustments in light of changes in economic conditions and the requirements of the financial covenants. To maintain or adjust the capital structure, the Company may adjust the dividend payment to share holders, return capital to share holders or issue new shares. The Company monitors capital using a gearing ratio, which is net debt divided by total capital plus net debt. The Company includes within net debt, interest bearing loans and borrowings, trade payables, less cash and bank balances.

Particulars	As at 31 March 2021	As at 31 March 2020
Long term borrowings	2,309.39	2,868.92
Current maturities of long term borrowings	586.00	728.50
Short term borrowings	4,577.18	4,317.00
Trade payables	2,390.00	2,197.27
Less: Cash and cash equivalents	(69.99)	(97.96)
Less: Bank balances other than cash and cash equivalents	(166.07)	(75.88)
Net debt	9,626.51	9,937.85
Equity	907.92	907.92
Other equity	15,402.36	13,409.39
Capital and net debt	25,936.79	24,255.16
Gearing ratio	37.12%	40.97%

3.41 Business Combinations

Pursuant to the Scheme of Merger and Amalgamation (the "Scheme") under Section 230-232 of the Companies Act, 2013, duly approved by the Hon'ble National Company Law Tribunal, Chennai Bench by the Order dated 27th March 2019, erstwhile subsidiary company, M/S. Reva Proteins Limited (the "Transferor Company") was merged with the Company with effect from 1st April 2017. Accordingly, all the assets and liabilities of the Transferor Company were transferred to and vested in the Company, on a going concern basis with effect from the Appointed date (1 April 2017). During the year, the title deeds of leasehold and freehold land which was in the name of erstwhile Subsidiary, M/s Reva Proteins Limited has been transferred in the name Nitta Gelatin India Limited (Company). The Company is in the process of completing other statutory registrations.

3.42 Events after the Balance sheet date

The Board of Directors have recommended a final dividend of ₹ 3 per share to be paid on equity shares of ₹ 10/- each. This equity dividend is subject to approval by shareholders at the Annual General Meeting and has not been included as a liability in these financial statements. The proposed equity dividend is payable to all shareholders on the Register of Members. Dividends will be taxed in the hands of recipient, hence there will be no liability in the hands of Company.

3.43 Disclosure pursuant to Securities (Listing Obligations and Disclosure Requirements) Regulations, 2015 and Section 186 of the Companies Act, 2013

The details of loans, guarantees and investments under Section 186 of the Companies Act read with the Companies (Meeting of Board and its powers)rules 2014 are as follows:

- i) Details of investments are given in note 3.03.
- ii) Details of loans given are - Nil
- iii) Details of guarantees given are as follows:

Name of the Party	Relationship	Amount outstanding as at 31 March 2021	Amount outstanding as at 31 March 2020
Bamni Proteins Ltd.	Subsidiary Company	535.81	460.32

- 3.44** The spread of COVID-19 has impacted the normal operations of the Company to a limited extent during the year. Supply of one of the major raw materials was adversely affected in the first three quarters and has shown some signs of easing in the fourth quarter, and its quality has deteriorated, impacting the yield of final product. The demand for this raw material continues to be higher than supply, resulting in increase in the purchase price. These factors have led to reduction in gross profit margin of the Company for the year ended 31 March 2021. In the opinion of the management, mismatch between demand and supply of this raw material together with quality issues is likely to continue till the COVID-19 related restrictions ease. The market for the products continues to be robust. The Company has taken into account the possible impacts of COVID-19 while preparing the financial results, including but not limited to its assessment of liquidity and going concern assumption, recoverable values of its financial and non-financial assets and impact on revenues and costs. The Company has been able to effectively manage the operations till now with appropriate safety precautions, with minimal impact of COVID-19 on the business. The actual impact of COVID-19 in future may be different from that of this year, depending on how the overall situation especially on availability of raw material evolves. The Company will continue to closely monitor future developments and take appropriate measures to protect the profit margin and to ensure business continuity.

Summary of significant accounting policies and other explanatory information for the year ended 31 March 2021 (cont'd)

(All amounts are in ₹ Lakhs, unless otherwise stated)

3.45 Prior year comparatives have been regrouped/reclassified where necessary to conform with the current period/year classification.

This is the summary of accounting policies and other explanatory information referred to in our report of even date.

For **Walker Chandio & Co LLP**

Chartered Accountants

Firm's Registration No: 001076N/N500013

Krishnakumar Ananthasivan

Partner

Membership No.: 206229

Place: Kochi

Date: 07 May 2021

**For and on behalf of the Board of Directors of
Nitta Gelatin India Limited**

Sajiv K. Menon

Managing Director

DIN : 00168228

Sahasranaman P.

Chief Financial Officer

E. Nandakumar

Director

DIN : 01802428

G. Rajesh Kurup

Company Secretary

Independent Auditor's Report

To the Members of Nitta Gelatin India Limited

Report on the Audit of the Consolidated Financial Statements

Opinion

1. We have audited the accompanying consolidated financial statements of Nitta Gelatin India Limited ('the Holding Company') and its subsidiary, Bamni Proteins Limited (the Holding Company and its subsidiary together referred to as 'the Group'), which comprise the Consolidated Balance Sheet as at 31 March 2021, the Consolidated Statement of Profit and Loss (including Other Comprehensive Income), the Consolidated Cash Flow Statement and the Consolidated Statement of Changes in Equity for the year then ended, and a summary of the significant accounting policies and other explanatory information.
2. In our opinion and to the best of our information and according to the explanations given to us the aforesaid consolidated financial statements give the information required by the Companies Act, 2013 ('Act') in the manner so required and give a true and fair view in conformity with the accounting principles generally accepted in India including Indian Accounting Standards ('Ind AS') specified under section 133 of the Act, of the consolidated state of affairs of the Group, as at 31 March 2021, and their consolidated profit (including other comprehensive income), consolidated cash flows and the consolidated changes in equity for

the year ended on that date.

Basis for Opinion

3. We conducted our audit in accordance with the Standards on Auditing specified under section 143(10) of the Act. Our responsibilities under those standards are further described in the Auditor's Responsibilities for the Audit of the Consolidated Financial Statements section of our report. We are independent of the Company in accordance with the Code of Ethics issued by the Institute of Chartered Accountants of India ('ICAI') together with the ethical requirements that are relevant to our audit of the financial statements under the provisions of the Act and the rules thereunder, and we have fulfilled our other ethical responsibilities in accordance with these requirements and the Code of Ethics. We believe that the audit evidence we have obtained is sufficient and appropriate to provide a basis for our opinion.

Key Audit Matters

4. Key audit matters are those matters that, in our professional judgment, were of most significance in our audit of the financial statements of the current period. These matters were addressed in the context of our audit of the consolidated financial statements as a whole, and in forming our opinion thereon, and we do not provide a separate opinion on these matters.
5. We have determined the matters described below to be the key audit matters to be communicated in our report.

Key audit matters	How our audit addressed the key audit matters
<p>(a) Provisions and contingent liabilities relating to litigations (Refer note 2.30 of the accompanying consolidated financial statements):</p> <p>Following are the significant matters relating to litigations that are outstanding as at 31 March 2021:</p> <ol style="list-style-type: none"> i. Customs duty demand - ₹ 1,968.36 lakhs ii. Water cess demand - ₹ 653.01 lakhs iii. Other tax matters - ₹ 1,244.20 lakhs <p>The eventual outcome of these legal proceedings is dependent on the outcome of future events and unexpected adverse outcomes could significantly impact the Group's reported profits and balance sheet position.</p> <p>The amounts involved are material and the application of accounting principles as given under Ind AS 37, Provisions, Contingent Liabilities and Contingent Assets, in order to determine the amount to be recorded as a liability or to be disclosed as a contingent liability, in each case, is inherently subjective, and needs careful evaluation and judgement to be applied by the management.</p> <p>Key judgments are also made by the management in estimating the amount of liabilities, provisions and/or contingent liabilities related to aforementioned litigations.</p> <p>Considering the degree of judgment, significance of the amounts involved, inherent high estimation uncertainty and reliance on external legal and tax experts, this matter has been identified as a key audit matter for the current year audit.</p>	<p>Our audit work included, but was not limited to the following procedures:</p> <ul style="list-style-type: none"> • Obtained an understanding of the management process for: <ul style="list-style-type: none"> - identification of legal and tax matters initiated against the Holding Company, - assessment of accounting treatment for each such litigation identified under Ind AS 37 accounting principles, and - measurement of amounts involved. • Evaluated the design and tested the operating effectiveness of key controls around above process. • Obtained an understanding of the nature of litigations pending against the Holding Company and discussed the key developments during the year for key litigations with the management and respective legal counsels handling such cases on behalf of the Holding Company. Tested the independence, objectivity and competence of such management experts involved. • On a sample basis, obtained and reviewed the necessary evidence which includes correspondence with the external legal counsels and where necessary, inspected minutes of case proceedings available in public domain, to support the decisions and rationale for creation of provisions and/or disclosure of contingent liabilities in respect of each such litigation selected for testing. • Obtained independent opinion/confirmations directly from the external legal counsels to confirm management's assessment of outstanding litigation and asserted claims. • Reviewed each attorney response obtained as above to ensure that the conclusions reached are supported by sufficient legal rationale and adequate information is included for the management to determine the appropriate accounting treatment of such cases in the financial statements. • Assessed the appropriateness of methods used, and the reliability of underlying data for the underlying calculations made for quantifying the amounts involved. Tested the arithmetical accuracy of such calculations. • Involved our tax specialists to assess the Holding Company's interpretation and application of relevant tax laws to evaluate the appropriateness of key assumptions used and the reasonableness of estimates in relation to uncertain tax positions, taking into account past precedents. • Evaluated the disclosures made under provisions and contingent liability for their appropriateness in accordance with the applicable accounting standards.

<p>(b) Impairment assessment of the carrying value of Property, Plant and Equipment (Refer note 2.01 of the accompanying consolidated financial statements)</p> <p>As at 31 March 2021, the Group is carrying Property, Plant and Equipment ('PPE') aggregating to ₹ 11,244.29 Lakhs in its financial statements. These balances are subject to a test of impairment by the management where impairment indicators exist.</p> <p>As mentioned in note 2.01 to the consolidated financial statements, as per impairment testing of the carrying value of PPE carried out by the management as at 31 March 2021, in the manner prescribed under Ind AS 36– Impairment of Assets, an impairment loss of ₹ 200 Lakhs recognized in the current year.</p> <p>Fair value and value-in-use of such PPE for the determination of the recoverable amounts involves significant judgement and high estimation uncertainty relating to identification of appropriate cash-generating unit, future cash flow projections made by the management using internal and external assumptions and using appropriate discount rate. As a result of such judgements and significance of the amounts involved, the matter has been identified as a key audit matter in the current year audit.</p> <p>This matter is also considered as fundamental to the understanding of the users of the consolidated financial statements.</p>	<p>Our audit work included, but was not restricted to, the following procedures:</p> <ul style="list-style-type: none"> • Obtained an understanding of the management process and performed a walkthrough to evaluate design effectiveness and tested operating effectiveness of key controls around identification of impairment indicators, impairment testing of property plant and equipment which include identification of cash generating units at which level such impairment testing is required to be performed. • Obtained the business plans of the Holding Company for the identified cash-generating unit, to corroborate the future cash flows used in value-in-use determination. • Involved valuation specialists to test the Management's assumptions used for determination of value-in-use of the cash generating unit and obtained adequate supporting documents with respect to the impairment loss recognised in the current year. • Performed sensitivity analysis in respect of the key assumptions used, including revenue growth rates, cost reduction targets and discount rate to verify appropriateness of such assumptions. • Compared the actual results of estimates made in prior period to assess accuracy of management's estimates. • Assessed appropriateness of the disclosures made by the management for impairment assessment of carrying value of PPE.
---	---

Information other than the Consolidated Financial Statements and Auditor's Report thereon

6. The Holding Company's Board of Directors are responsible for the other information. The other information comprises the information included in the Annual Report, but does not include the consolidated financial statements and our auditor's report thereon.

Our opinion on the consolidated financial statements does not cover the other information and we do not express any form of assurance conclusion thereon.

In connection with our audit of the consolidated financial statements, our responsibility is to read the other information and, in doing so, consider whether the other information is materially inconsistent with the consolidated financial statements or our knowledge obtained in the audit or otherwise appears to be materially misstated. If, based on the work we have performed, we conclude that there is a material misstatement of this other information, we are required to report that fact. We have nothing to report in this regard.

Responsibilities of Management and Those Charged with Governance for the Consolidated Financial Statements

7. The accompanying consolidated financial statements have been approved by the Holding Company's Board of Directors. The Holding Company's Board of Directors is responsible for the matters stated in section 134(5) of the Act with respect to the preparation of these consolidated financial statements that give a true and fair view of the consolidated financial position, consolidated financial performance including other comprehensive income, consolidated changes in equity and consolidated cash flows of the Group in accordance with the accounting principles generally accepted in India, including the Ind AS specified under section 133 of the Act. The respective Board of Directors/management of the companies included in the Group are responsible for maintenance of adequate accounting records in accordance with the provisions of the Act for safeguarding of the assets of the Company and for preventing and detecting frauds and other irregularities; selection and application of

appropriate accounting policies; making judgments and estimates that are reasonable and prudent; and design, implementation and maintenance of adequate internal financial controls, that were operating effectively for ensuring the accuracy and completeness of the accounting records, relevant to the preparation and presentation of the consolidated financial statements that give a true and fair view and are free from material misstatement, whether due to fraud or error, which have been used for the purpose of preparation of the consolidated financial statements by the Directors of the Holding Company, as aforesaid.

8. In preparing the consolidated financial statements, the respective Board of Directors of the companies included in the Group are responsible for assessing the ability of the Group to continue as a going concern, disclosing, as applicable, matters related to going concern and using the going concern basis of accounting unless the Board of Directors either intend to liquidate the Group or to cease operations, or has no realistic alternative but to do so.
9. The Board of Directors are also responsible for overseeing the financial reporting process of the companies included in the Group.

Auditor's Responsibilities for the Audit of the Financial Statements

10. Our objectives are to obtain reasonable assurance about whether the financial statements as a whole are free from material misstatement, whether due to fraud or error, and to issue an auditor's report that includes our opinion. Reasonable assurance is a high level of assurance but is not a guarantee that an audit conducted in accordance with Standards on Auditing will always detect a material misstatement when it exists. Misstatements can arise from fraud or error and are considered material if, individually or in the aggregate, they could reasonably be expected to influence the economic decisions of users taken on the basis of these financial statements.
11. As part of an audit in accordance with Standards on Auditing, we exercise professional judgment and maintain professional skepticism throughout the audit. We also:
 - Identify and assess the risks of material misstatement of the financial statements, whether due to fraud or error, design and perform audit procedures responsive to those risks, and obtain audit evidence that is sufficient and appropriate to provide a basis for our opinion. The risk of not detecting a material misstatement resulting from fraud is higher than for one resulting from error, as fraud may involve collusion, forgery, intentional

omissions, misrepresentations, or the override of internal control;

- Obtain an understanding of internal control relevant to the audit in order to design audit procedures that are appropriate in the circumstances Under section 143(3)(i) of the Act, we are also responsible for expressing our opinion on whether the Holding Company has adequate internal financial controls with reference to financial statements in place and the operating effectiveness of such controls.;
 - Evaluate the appropriateness of accounting policies used and the reasonableness of accounting estimates and related disclosures made by management;
 - Conclude on the appropriateness of management's use of the going concern basis of accounting and, based on the audit evidence obtained, whether a material uncertainty exists related to events or conditions that may cast significant doubt on the ability of the Group to continue as a going concern. If we conclude that a material uncertainty exists, we are required to draw attention in our auditor's report to the related disclosures in the financial statements or, if such disclosures are inadequate, to modify our opinion. Our conclusions are based on the audit evidence obtained up to the date of our auditor's report. However, future events or conditions may cause the Group to cease to continue as a going concern; and
 - Evaluate the overall presentation, structure and content of the financial statements, including the disclosures, and whether the financial statements represent the underlying transactions and events in a manner that achieves fair presentation.
12. We communicate with those charged with governance regarding, among other matters, the planned scope and timing of the audit and significant audit findings, including any significant deficiencies in internal control that we identify during our audit.
 13. We also provide those charged with governance with a statement that we have complied with relevant ethical requirements regarding independence, and to communicate with them all relationships and other matters that may reasonably be thought to bear on our independence, and where applicable, related safeguards.
 14. From the matters communicated with those charged with governance, we determine those matters that were of most significance in the audit of the financial statements of the current period and are therefore the key audit matters. We describe these matters in our auditor's report unless law or regulation precludes

public disclosure about the matter or when, in extremely rare circumstances, we determine that a matter should not be communicated in our report because the adverse consequences of doing so would reasonably be expected to outweigh the public interest benefits of such communication.

Report on Other Legal and Regulatory Requirements

15. As required by section 197(16) of the Act, based on our audit, we report that the Holding Company, has paid remuneration to their respective directors during the year in accordance with the provisions of and limits laid down under section 197 read with Schedule V to the Act. Further we report that and as also mentioned in Note 2.36 to the accompanying consolidated financial statements, the Subsidiary Company has paid remuneration to one of its directors for the year ended 31 March 2021 in excess of limits laid down under section 197 of the Act by ₹ 8.07 lakhs, which is subject to approval of the Shareholders by special resolution in the ensuing Annual General Meeting, in accordance with the provisions of section 197(10) of the Act:
16. As required by Section 143 (3) of the Act, based on our audit, we report, to the extent applicable, that:
 - a) we have sought and obtained all the information and explanations which to the best of our knowledge and belief were necessary for the purpose of our audit of the aforesaid consolidated financial statements;
 - b) in our opinion, proper books of account as required by law relating to preparation of the aforesaid consolidated financial statements have been kept so far as it appears from our examination of those books
 - c) the consolidated financial statements dealt with by this report are in agreement with the relevant books of account maintained for the purpose of preparation of the consolidated financial statements;
 - d) in our opinion, the aforesaid consolidated financial statements comply with Ind AS specified under section 133 of the Act;
 - e) On the basis of the written representations received from the directors of the Holding Company and taken on record by the Board of Directors of the Holding Company and the reports of the statutory auditors of its subsidiary company, none of the directors of the Group companies, covered under the Act, are disqualified as on 31 March 2021 from being appointed as a director in terms of Section 164(2) of the Act.
 - f) with respect to the adequacy of the internal financial controls with reference to financial statements of the Holding Company, and its subsidiary

company covered under the Act, and the operating effectiveness of such controls, refer to our separate report in 'Annexure I'; and

- g) with respect to the other matters to be included in the Auditor's Report in accordance with rule 11 of the Companies (Audit and Auditors) Rules, 2014 (as amended), in our opinion and to the best of our information and according to the explanations given to us
 - i. the consolidated financial statements disclose the impact of pending litigations on the consolidated financial position of the Group, as detailed in Note 2.30 to the consolidated financial statements;
 - ii. the Group did not have any long-term contracts including derivative contracts for which there were any material foreseeable losses as at 31 March 2021;
 - iii. there has been no delay in transferring amounts, required to be transferred, to the Investor Education and Protection Fund by the Holding Company, and its subsidiary company, during the year ended 31 March 2021; and
 - iv. the disclosure requirements relating to holdings as well as dealings in specified bank notes were applicable for the period from 8 November 2016 to 30 December 2016, which are not relevant to these consolidated financial statements. Hence, reporting under this clause is not applicable.

For Walker Chandiok & Co LLP

Chartered Accountants

Firm's Registration No.: 001076N/N500013

Krishnakumar Ananthasivan

Partner

Membership No.: 206229

UDIN: 21206229AAAABH6069

Place: Kochi

Date: : 07 May 2021

Annexure I

Independent Auditor's Report on the internal financial controls with reference to financial statements under Clause (i) of Sub-section 3 of Section 143 of the Companies Act, 2013 ('the Act')

1. In conjunction with our audit of the consolidated financial statements of Nitta Gelatin India Limited ('the Holding Company') and its subsidiary (the Holding Company and its subsidiary together referred to as 'the Group'), as at and for the year ended 31 March 2021, we have audited the internal financial controls with reference to financial statements of the Holding Company, and its subsidiary company, which are companies covered under the Act, as at that date.

Responsibilities of Management and Those Charged with Governance for Internal Financial Controls

2. The respective Board of Directors of the Holding Company, its subsidiary company, which are companies covered under the Act, are responsible for establishing and maintaining internal financial controls based on the internal control over financial reporting criteria established by the Group considering the essential components of internal control stated in the Guidance Note on Audit of Internal Financial Controls over Financial Reporting issued by the Institute of Chartered Accountants of India ('ICAI'). These responsibilities include the design, implementation and maintenance of adequate internal financial controls that were operating effectively for ensuring the orderly and efficient conduct of the Company's business, including adherence to the Company's policies, the safeguarding of its assets, the prevention and detection of frauds and errors, the accuracy and completeness of the accounting records, and the timely preparation of reliable financial information, as required under the Act.

Auditor's Responsibility for the Audit of the Internal Financial Controls with Reference to Financial Statements

3. Our responsibility is to express an opinion on the internal financial controls with reference to financial statements of the Holding Company and its subsidiary company, as aforesaid, based on our audit. We conducted our audit in accordance with the Standards on Auditing issued by the Institute of Chartered Accountants of India ('ICAI') prescribed under Section 143(10) of the Act, to the extent applicable to an audit of internal financial controls with reference to financial statements, and the Guidance Note on Audit of Internal Financial Controls Over Financial Reporting ('the Guidance Note') issued by the ICAI. Those Standards and the Guidance Note require that we comply with ethical requirements and plan and perform the audit to obtain reasonable assurance about whether adequate internal financial controls with reference to financial statements were established and maintained and if such controls

operated effectively in all material respects.

4. Our audit involves performing procedures to obtain audit evidence about the adequacy of the internal financial controls with reference to financial statements and their operating effectiveness. Our audit of internal financial controls with reference to financial statements includes obtaining an understanding of such internal financial controls, assessing the risk that a material weakness exists, and testing and evaluating the design and operating effectiveness of internal control based on the assessed risk. The procedures selected depend on the auditor's judgement, including the assessment of the risks of material misstatement of the financial statements, whether due to fraud or error.
5. We believe that the audit evidence we have obtained is sufficient and appropriate to provide a basis for our audit opinion on the internal financial controls with reference to financial statements of the Holding Company, and its subsidiary company as aforesaid.

Meaning of Internal Financial Controls with Reference to Financial Statements

6. A company's internal financial controls with reference to financial statements is a process designed to provide reasonable assurance regarding the reliability of financial reporting and the preparation of financial statements for external purposes in accordance with generally accepted accounting principles. A company's internal financial controls with reference to financial statements include those policies and procedures that (1) pertain to the maintenance of records that, in reasonable detail, accurately and fairly reflect the transactions and dispositions of the assets of the company; (2) provide reasonable assurance that transactions are recorded as necessary to permit preparation of financial statements in accordance with generally accepted accounting principles, and that receipts and expenditures of the company are being made only in accordance with authorisations of management and directors of the company; and (3) provide reasonable assurance regarding prevention or timely detection of unauthorised acquisition, use, or disposition of the company's assets that could have a material effect on the financial statements.

Inherent Limitations of Internal Financial Controls with Reference to Financial Statements

7. Because of the inherent limitations of internal financial controls with reference to financial statements, including the possibility of collusion or improper management override of controls, material misstatements due to

error or fraud may occur and not be detected. Also, projections of any evaluation of the internal financial controls with reference to financial statements to future periods are subject to the risk that the internal financial controls with reference to financial statements may become inadequate because of changes in conditions, or that the degree of compliance with the policies or procedures may deteriorate.

Opinion

8. In our opinion the Holding Company and its subsidiary company, which are companies covered under the Act, have in all material respects, adequate internal financial controls with reference to financial statements and such controls were operating effectively as at 31 March 2021, based on the internal control over financial reporting criteria established by the Group considering the

essential components of internal control stated in the Guidance Note on Audit of Internal Financial Controls over Financial Reporting issued by the Institute of Chartered Accountants of India ('ICAI').

For **Walker Chandiook & Co LLP**

Chartered Accountants

Firm's Registration No.: 001076N/N500013

Krishnakumar Ananthasivan

Partner

Membership No.:206229

UDIN: 21206229AAAABH6069

Place: Kochi

Date: 07 May 2021

Nitta Gelatin India Limited

Consolidated Balance Sheet as at 31 March 2021

(All amounts are in ₹ Lakhs, unless otherwise stated)

Particulars	Note	As at 31 March 2021	As at 31 March 2020
ASSETS			
Non-current Assets			
(a) Property, plant and equipment	2.01	11,244.29	12,025.41
(b) Capital work-in-progress	2.01	185.48	416.11
(c) Other intangible assets	2.02	31.69	35.49
(d) Financial assets			
(i) Investments	2.03	94.20	87.17
(ii) Loans	2.04	414.34	417.86
(iii) Other financial assets	2.05	24.88	105.61
(e) Deferred tax assets		-	255.33
(f) Income tax assets (net)		1,536.74	1,745.23
(g) Other non-current assets	2.06	632.20	865.20
		14,163.82	15,953.41
Current Assets			
(a) Inventories	2.07	9,288.93	9,126.45
(b) Financial assets			
(i) Trade receivables	2.08	6,252.25	3,427.95
(ii) Cash and cash equivalents	2.09	92.43	136.50
(iii) Bank balances other than cash and cash equivalents	2.10	174.80	88.87
(iv) Loans	2.04	6.32	7.00
(v) Other financial assets	2.05	279.94	110.62
(c) Other current assets	2.06	388.43	582.26
		16,483.10	13,479.65
Total Assets		30,646.92	29,433.06
EQUITY AND LIABILITIES			
Equity			
(a) Equity share capital	2.11	907.92	907.92
(b) Other equity	2.12	16,395.05	14,426.54
Equity attributable to owners of the parent		17,302.97	15,334.46
Non controlling interests		290.19	301.28
		17,593.16	15,635.74
Non-current liabilities			
(a) Financial liabilities			
(i) Borrowings	2.13	2,309.39	2,868.92
(b) Provisions	2.17	334.96	225.89
(c) Deferred tax liabilities (net)	2.14	132.93	-
		2,777.28	3,094.81
Current liabilities			
(a) Financial liabilities			
(i) Borrowings	2.13	5,112.99	4,777.32
(ii) Trade payables	2.15		
(a) Total outstanding dues of micro enterprises and small enterprises		220.49	61.36
(b) Total outstanding dues of creditors other than micro enterprises and small enterprises		2,238.50	2,106.45
(iii) Other financial liabilities	2.16	952.16	1,747.86
(b) Other current liabilities	2.18	862.20	995.23
(c) Provisions	2.17	387.79	297.97
(d) Current tax liabilities (net)		502.35	716.32
		10,276.48	10,702.51
Total Equity and Liabilities		30,646.92	29,433.06

See accompanying notes forming part of these consolidated financial statements.

This is the Consolidated Balance Sheet referred to in our report of even date.

For **Walker Chandio & Co LLP**
Chartered Accountants
Firm's Registration No: 001076N/N500013

For and on behalf of the Board of Directors of
Nitta Gelatin India Limited

Krishnakumar Ananthasivan
Partner
Membership No.: 206229

Sajiv K. Menon
Managing Director
DIN : 00168228

E. Nandakumar
Director
DIN : 01802428

Place: Kochi
Date: 7 May 2021

Sahasranaman P.
Chief Financial Officer

G. Rajesh Kurup
Company Secretary

Nitta Gelatin India Limited

Consolidated Statement of Profit and Loss for the year ended 31 March 2021

(All amounts are in ₹ Lakhs, unless otherwise stated)

Particulars	Note	Year ended 31 March 2021	Year ended 31 March 2020
INCOME			
Revenue from operations	2.19	39,625.54	34,216.86
Other income	2.20	143.50	161.32
Total income		39,769.04	34,378.18
EXPENSES			
Cost of materials consumed	2.21	21,104.46	18,059.17
Changes in inventories of finished goods and work-in-progress	2.22	(43.74)	(1,824.79)
Employee benefits expense	2.23	4,129.29	3,965.64
Finance costs	2.24	503.26	777.51
Depreciation and amortisation expense	2.25	1,552.46	1,563.06
Other expenses	2.26	9,991.36	10,496.28
Total Expenses		37,237.09	33,036.87
Profit before tax		2,531.95	1,341.31
Tax expense			
Current tax	2.35	552.45	326.17
Income tax relating to earlier years		(14.71)	(310.97)
Minimum alternate tax credit entitlement		(203.00)	(118.00)
Deferred tax charge		404.42	209.14
Profit for the year		1,792.79	1,234.97
Other comprehensive income (OCI)			
Items that will not be subsequently reclassified to profit or loss:			
a) Re-measurement losses in defined benefit plans		(171.91)	(87.52)
Income tax relating to items that will not be subsequently reclassified to profit or loss		48.60	24.60
		(123.31)	(62.92)
b) Measurement of financial assets through other comprehensive income		7.03	(5.22)
Income tax relating to items that will not be subsequently reclassified to profit or loss		(1.46)	1.08
		5.57	(4.14)
Net of items that will not be reclassified to profit or loss		(117.74)	(67.06)
Items that will be reclassified subsequently to profit or loss:			
a) Gain/(Loss) recognised on cash flow hedges		814.58	(860.48)
Income tax relating to items that will be subsequently reclassified to profit or loss		(233.98)	246.55
Net of items that will be reclassified subsequently to profit or loss		580.60	(613.93)
Total other comprehensive income/(loss) , net of tax		462.86	(680.99)
Total comprehensive profit/(loss) for the year		2,255.65	553.98
Profit attributable to:			
Equity holders of the Company		1,738.52	1,124.16
Non-controlling interest		54.27	110.81
Other comprehensive income/(loss) attributable to:			
Equity holders of the Company		456.97	(664.62)
Non-controlling interest		5.89	(16.37)
Total comprehensive income/ (loss) attributable to:			
Equity holders of the Company		2,195.49	459.54
Non-controlling interest		60.16	94.44
Earnings per equity share (₹ per share)			
	2.27		
Basic		19.15	12.38
Diluted		19.15	12.38

See accompanying notes forming part of these consolidated financial statements.

This is the Consolidated Statement of Profit and Loss referred to in our report of even date.

For Walker Chandio & Co LLP
Chartered Accountants
Firm's Registration No: 001076N/N500013

Krishnakumar Ananthasivan
Partner
Membership No.: 206229

Place: Kochi
Date: 7 May 2021

For and on behalf of the Board of Directors of
Nitta Gelatin India Limited

Sajiv K. Menon
Managing Director
DIN : 00168228

Sahasranaman P.
Chief Financial Officer

E. Nandakumar
Director
DIN : 01802428

G. Rajesh Kurup
Company Secretary

Nitta Gelatin India Limited

Consolidated Cash Flow Statement for the year ended 31 March 2021

(All amounts are in ₹ Lakhs, unless otherwise stated)

Particulars	Year ended 31 March 2021	Year ended 31 March 2020
A. Cash flow from operating activities:		
Profit before tax	2,531.95	1,341.31
Adjustments for:		
Depreciation and amortisation expense	1,552.45	1,563.06
Loss on disposal of Property, plant and equipment(net)	46.66	8.82
Provision for impairment on Plant and equipment	200.00	310.73
Finance Cost	503.26	777.51
Interest income	(37.42)	(16.92)
Dividend income from non-current investments	(0.30)	(0.30)
Liabilities no longer required written back	-	(0.30)
Reversal of allowances for expected credit loss on trade receivables	(12.00)	-
Unrealised foreign exchange gain	(9.55)	(147.18)
Operating profit before working capital changes	4,775.05	3,836.73
Adjustments for changes in working capital :		
(Increase)/Decrease in trade receivables, other financial assets and other current assets	(1,644.15)	1,939.00
Increase in inventories	(162.50)	(2,131.18)
(Decrease)/Increase in trade payables, other financial liabilities and other current liabilities	(561.61)	843.85
Increase/(Decrease) in provisions	26.98	(43.99)
Cash generated from operations	2,433.77	4,444.41
Income taxes paid (net of refund)	(543.21)	(434.01)
Net cash generated from operating activities	1,890.56	4,010.40
B. Cash flow from investing activities:		
Purchase of Property, plant and equipment, capital work in progress and intangible assets	(780.84)	(1,004.93)
Proceeds from disposal of Property, plant and equipment	4.51	8.28
Increase in other bank balances with maturity more than three months	(4.74)	(29.71)
Interest Received	39.19	17.38
Dividend Received	0.30	0.30
Net cash used in investing activities	(741.58)	(1,008.68)
C. Cash flow from financing activities:		
Proceeds/(Repayment) from current borrowings (net)	326.50	(1,905.43)
Repayment of non-current borrowings (net)	(769.80)	(423.80)
Dividend paid	(298.84)	(181.94)
Tax paid on dividend	-	(54.79)
Interest paid	(450.91)	(749.43)
Net cash used in financing activities	(1,193.05)	(3,315.39)
Net decrease in cash and cash equivalents	(44.07)	(313.67)
Cash and Cash Equivalents at beginning of the year	136.50	450.17
Cash and Cash Equivalents at the end of the year	92.43	136.50
	(44.07)	(313.67)
Components of Cash and cash equivalents		
a) Cash on hand	2.41	8.70
b) Balance with banks:		
- in current accounts	49.86	127.80
- in deposit accounts with a maturity of less than three months	40.16	-
	92.43	136.50

Reconciliation between the opening and closing balances in the balance sheet for liabilities arising from financing activities

Particulars	As at March 31 2019	Cash flows	Non cash changes	As at March 31 2020
Non Current borrowings (including current maturities)	3969.54	(423.80)	51.68	3,597.42
Current borrowings	6825.44	(1,905.43)	(142.69)	4,777.32

Nitta Gelatin India Limited
Consolidated Cash Flow Statement for the year ended 31 March 2021

(All amounts are in ₹ Lakhs, unless otherwise stated)

Reconciliation between the opening and closing balances in the balance sheet for liabilities arising from financing activities				
Particulars	As at March 31 2020	Cash flows	Non cash changes	As at March 31 2021
Non Current borrowings (including current maturities)	3597.42	(769.80)	67.77	2,895.39
Current borrowings	4777.32	326.50	9.17	5,112.99

The above Cash Flow Statement has been prepared under the "Indirect Method" as set out in the Indian Accounting Standard (Ind AS-7) - Statement of Cash Flow.

See accompanying notes forming part of these consolidated financial statements.

This is the Consolidated Cash Flow Statement referred to in our report of even date.

For **Walker Chandio & Co LLP**

Chartered Accountants

Firm's Registration No: 001076N/N500013

Krishnakumar Ananthasivan

Partner

Membership No.: 206229

Place: Kochi

Date: 7 May 2021

**For and on behalf of the Board of Directors of
Nitta Gelatin India Limited**

Sajiv K. Menon

Managing Director

DIN : 00168228

Sahasranaman P.

Chief Financial Officer

E. Nandakumar

Director

DIN : 01802428

G. Rajesh Kurup

Company Secretary

Nitta Gelatin India Limited

Consolidated Statement of Changes in Equity for the year ended 31 March 2021

(All amounts are in ₹ Lakhs, unless otherwise stated)

A. Equity share capital

Equity shares of ₹ 10 each, fully paid-up
As at 1 April 2019
 Add: Issued and subscribed during the year
As at 31 March 2020
 Add: Issued and subscribed during the year
As at 31 March 2021

Equity shares	
No. of shares	Amount
9079160	907.92
9079160	907.92
9079160	907.92

B. Other equity

	Reserves and Surplus					Items of Other Comprehensive Income			Total other equity	Non-controlling interests	Total	
	Securities premium reserve	Retained earnings	Special export reserve	Other equity	Capital reserve on merger	General reserve	Hedge reserve	Equity instruments through OCI				Other items of other comprehensive income/(loss)
Balance as at 1 April 2019	2,895.90	(512.87)	79.00	984.43	2,750.62	7,836.64	150.15	9.51	(45.33)	14,148.05	261.10	14,409.15
Profit for the year	-	1,124.16	-	-	-	-	-	-	-	1,124.16	110.81	1,234.97
Transfer from retained earnings	-	(82.22)	-	-	-	82.22	-	-	-	-	-	-
Other comprehensive income/(loss)	-	-	-	-	-	-	(4.14)	-	(60.00)	(664.62)	(16.37)	(680.99)
Dividend paid during the year	-	(135.56)	-	-	-	-	-	-	-	(135.56)	(45.00)	(180.56)
Corporate dividend tax	-	(45.49)	-	-	-	-	-	-	-	(45.49)	(9.26)	(54.75)
Balance as at 31 March 2020	2,895.90	348.02	79.00	984.43	2,750.62	7,918.86	(450.33)	5.37	(105.33)	14,426.54	301.28	14,727.82
Profit for the year	-	1,738.52	-	-	-	-	-	-	-	1,738.52	54.27	1,792.79
Transfer from retained earnings	-	(29.00)	-	-	-	29.00	-	-	-	-	-	-
Other comprehensive income/(loss)	-	-	-	-	-	-	574.71	5.57	(123.31)	456.97	5.89	462.86
Dividend paid	-	(226.96)	-	-	-	-	-	-	-	(226.96)	(71.25)	(298.23)
Balance as at 31 March 2021	2,895.90	1,830.56	79.00	984.43	2,750.62	7,947.86	124.38	10.94	(228.64)	16,395.05	290.19	16,685.24

See accompanying notes forming part of these consolidated financial statements.

This is the Consolidated Statement of Changes in Equity referred to in our report of even date.

For **Walker Chandiook & Co LLP**
 Chartered Accountants
 Firm's Registration No: 001076N/N500013

Krishnakumar Ananthasivan
 Partner
 Membership No.: 206229

Place: Kochi
 Date: 7 May 2021

For and on behalf of the Board of Directors of
Nitta Gelatin India Limited

Sajiv K. Menon
 Managing Director
 DIN : 00168228

Sahasranaman P.
 Chief Financial Officer

E. Nandakumar
 Director
 DIN : 01802428

G. Rajesh Kurup
 Company Secretary

Summary of significant accounting policies and other explanatory information to the consolidated financial statements for the year ended 31 March 2021

(All amounts are in ₹ Lakhs, unless otherwise stated)

1. General Information:

Nitta Gelatin India Limited ('the Holding Company'/ 'NGIL'), a public limited company, operates in the business of manufacture and sale of ossein, gelatin and collagen peptide. The Holding Company's shares are listed for trading on BSE Limited in India.

The consolidated financial statements comprise financial statements of Holding Company and its Subsidiary (together referred to as the "Group").

These consolidated financial statements are authorised by the Board of Directors for issue in accordance with their resolution dated 7 May 2021.

2. Summary of significant accounting policies

a) Basis of accounting and preparation

These consolidated financial statements have been prepared in accordance with Indian Accounting Standards ('Ind AS') notified under section 133 of the Companies Act 2013 (the 'Act'), read together with the Companies (Indian Accounting Standards) Rules, 2015 (as amended).

The consolidated financial statements have been prepared under the historical cost convention, on the accrual basis of accounting, except for certain financial assets and financial liabilities (including derivative instruments) that are measured at fair values at the end of each reporting period, as explained in the accounting policies below.

The Financial Statements are presented in Indian Rupees (₹) and all values are rounded to the nearest lakhs, except when otherwise indicated.

The accounting policies have been applied consistently over all the periods presented in this financial statements except where newly issued accounting standard is initially adopted.

Previous year figures have been re-grouped/reclassified where necessary, to confirm with the current year presentation for the purpose of comparability.

b) Change In Accounting Policies And Disclosures

i. Effective 1 April 2019, the Group has adopted Ind AS 116 "Leases", as notified by the Ministry of Corporate Affairs (MCA) in the Companies (Indian Accounting Standards) Amendment Rules, 2019 using modified retrospective method. Ind AS 116 sets out the principles for the recognition, measurement, presentation and disclosure of leases and requires lessees to account for all leases under a single on-balance sheet model similar to the accounting for finance leases under Ind AS 17. The application of Ind AS 116 did not have material impact on the Financial Statements.

ii. The Group has adopted Ind AS 12 "Income Taxes" as per Appendix C to Ind AS 12. The amendment to Ind

AS 12 requires the entities to consider recognition and measurement requirements when there is uncertainty over income tax treatments. The application of the amended provision to Ind AS 12 did not have material impact on the financial statements.

iii. The Group has adopted Ind AS 23 "Borrowing Costs" as amended, which requires the entity to calculate and apply the capitalisation rate on general borrowings, if any specific borrowing remains outstanding after the related asset is ready for its intended use or sale and that borrowing becomes part of the funds that entity borrows generally. This amendment also did not have a material impact on the financial statements.

c) Basis of consolidation

The consolidated financial statements of the group include :

Subsidiary	Country of incorporation	Percentage of share holding/voting power	
		31 March 2021	31 March 2020
Bamni Proteins Limited	India	82.35%	82.35%

The consolidated financial statements comprise of the financial statements of the Company and its subsidiary as at 31 March 2021. Control is achieved when the Group is exposed, or has rights, to variable returns from its involvement with the investee and has the ability to affect those returns through its power over the investee. Specifically, the Group controls an investee if and only if the Group has:

- Power over the investee (i.e. existing rights that give it the current ability to direct the relevant activities of the investee)
- Exposure, or rights, to variable returns from its involvement with the investee, and
- The ability to use its power over the investee to affect its returns

Generally, there is a presumption that a majority of voting rights result in control. To support this presumption and when the Group has less than a majority of the voting or similar rights of an investee, the Group considers all relevant facts and circumstances in assessing whether it has power over an investee, including:

- The contractual arrangement with the other vote holders of the investee
- Rights arising from other contractual arrangements
- The Group's voting rights and potential voting rights
- The size of the group's holding of voting rights relative to the size and dispersion of the holdings of the other voting rights holders

Summary of significant accounting policies and other explanatory information to the consolidated financial statements for the year ended 31 March 2021

(All amounts are in ₹ Lakhs, unless otherwise stated)

The Group re-assesses whether or not it controls an investee if facts and circumstances indicate that there are changes to one or more of the three elements of control. Consolidation of a subsidiary begins when the Group obtains control over the subsidiary and ceases when the Group loses control of the subsidiary. Assets, liabilities, income and expenses of a subsidiary acquired or disposed of during the year are included in the consolidated financial statements from the date the Group gains control until the date the Group ceases to control the subsidiary.

Consolidated financial statements are prepared using uniform accounting policies for like transactions and other events in similar circumstances. If a member of the group uses accounting policies other than those adopted in the consolidated financial statements for like transactions and events in similar circumstances, appropriate adjustments are made to that group member's financial statements in preparing the consolidated financial statements to ensure conformity with the group's accounting policies. The financial statements of all entities used for the purpose of consolidation are drawn up to same reporting date as that of the parent company, i.e., year ended on 31 March. When the end of the reporting period of the parent is different from that of a subsidiary, the subsidiary prepares, for consolidation purposes, additional financial information as of the same date as the financial statements of the parent to enable the parent to consolidate the financial information of the subsidiary, unless it is impracticable to do so.

Consolidation procedure:

(a) Combine like items of assets, liabilities, equity, income, expenses and cash flows of the parent with those of its subsidiaries. For this purpose, income and expenses of the subsidiary are based on the amounts of the assets and liabilities recognised in the consolidated financial statements at the acquisition date

(b) Offset (eliminate) the carrying amount of the parent's investment in each subsidiary and the parent's portion of equity of each subsidiary. Business combinations policy explains how to account for any related goodwill

(c) Eliminate in full intragroup assets and liabilities, equity, income, expenses and cash flows relating to transactions between entities of the group (profits or losses resulting from intragroup transactions that are recognised in assets, such as inventory and fixed assets, are eliminated in full). Intragroup losses may indicate an impairment that requires recognition in the consolidated financial statements. Ind AS 12 Income Taxes applies to temporary differences that arise from the elimination of profits and losses resulting from intragroup transactions.

Non-controlling interest represents the amount of equity

not attributable, directly or indirectly, to the Company at the date on which investment in a subsidiary is made and its share of movements in equity since that date. Non-controlling interests in the results and equity of subsidiaries are shown separately in the Consolidated Statement of Profit and Loss, consolidated statement of changes in equity and Consolidated balance sheet respectively.

Profit or loss and each component of other comprehensive income (OCI) are attributed to the equity holders of the parent of the Group and to the non-controlling interests, even if this results in the non-controlling interests having a deficit balance. When necessary, adjustments are made to the financial statements of subsidiaries to bring their accounting policies into line with the Group's accounting policies. All intra-group assets and liabilities, equity, income, expenses and cash flows relating to transactions between members of the Group are eliminated in full on consolidation.

A change in the ownership interest of a subsidiary, without loss of control is accounted for as an equity transaction.

If the Group loses control over a subsidiary, it:

- Derecognises the assets (including goodwill) and liabilities of the subsidiary
- Derecognises the carrying amount of any non-controlling interests
- Derecognises the cumulative translation differences recorded in equity
- Recognises the fair value of the consideration received
- Recognises the fair value of any investment retained
- Recognises any surplus or deficit in profit or loss
- Reclassifies the parent's share of components previously recognised in OCI to profit or loss or retained earnings, as appropriate, as would be required if the Group had directly disposed of the related assets or liabilities

d) Use of estimates

The preparation of the financial statements requires management to make judgements, estimates and assumptions that affect the reported amounts of revenues, expenses, assets and liabilities, and the accompanying disclosures. Uncertainty about these assumptions and estimates could result in outcomes that require a material adjustment to the carrying amount of assets or liabilities affected in future periods.

The Group bases its estimates and assumptions on parameters available when the financial statements were prepared. Existing circumstances and assumptions about future developments, however, may change due to market changes or circumstances arising that are beyond the control of the Group. Such changes are reflected in the assumptions when they occur.

Summary of significant accounting policies and other explanatory information to the consolidated financial statements for the year ended 31 March 2021

(All amounts are in ₹ Lakhs, unless otherwise stated)

Significant management judgements

The following are significant management judgements in applying the accounting policies of the Group that have the most significant effect on the amounts recognized in the financial Statements or that have a significant risk of causing a material adjustment to the carrying amounts of assets and liabilities within the next financial year.

i. Classification of leases

The Group enters into leasing arrangements for some assets. The Group has determined, based on an evaluation of the terms and conditions of the arrangements, such as the lease term not constituting a major part of the economic life of the land and office premises and the fair value of the asset, that it does not retain significant risks and rewards of ownership of the land and the office premises and accounts for the contracts as operating leases. Further, refer note no. 2.34, for effect of transition to Ind AS 116 and other disclosures relating to leases.

ii. Recognition of deferred tax assets

The extent to which deferred tax assets can be recognised is based on an assessment of the probability that future taxable income will be available against which the deductible temporary differences and tax loss carry forward can be utilised. In addition, significant judgement is required in assessing the impact of any legal or economic limits or uncertainties in various tax jurisdictions

iii. Evaluation of indicators for impairment of assets

The evaluation of applicability of indicators of impairment of assets requires assessment of several external and internal factors which could result in deterioration of recoverable amount of the assets. In assessing impairment, management estimates the recoverable amount of each asset or cash generating units based on expected future cash flows and uses an interest rate to discount them. Estimation uncertainty relates to assumptions about future operating results and the determination of a suitable discount rate.

iv. Recoverability of advances/receivables

At each balance sheet date, based on historical default rates observed over expected life, the management assesses the expected credit loss on outstanding receivables and advances.

v. Useful lives of depreciable/amortisable assets

Management reviews its estimate of the useful lives of depreciable/amortisable assets at each reporting date, based on the expected utility of the assets. Uncertainties in these estimates relate to technical and economic obsolescence that may change the utility of

certain items of property, plant and equipment.

vi. Defined benefit obligation (DBO)

Management's estimate of the DBO is based on a number of critical underlying assumptions such as standard rates of inflation, medical cost trends, mortality, discount rate and anticipation of future salary increases. Variation in these assumptions may significantly impact the DBO amount and the annual defined benefit expenses.

vii. Fair value measurements

Management applies valuation techniques to determine the fair value of financial instruments (where active market quotes are not available) and non-financial assets. This involves developing estimates and assumptions consistent with how market participants would price the instrument. Management bases its assumptions on observable data as far as possible but this is not always available. In that case management uses the best information available. Estimated fair values may vary from the actual prices that would be achieved in an arm's length transaction at the reporting date.

viii. Recoverability of advances/receivables

At each balance sheet date, based on historical default rates observed over expected life, the management assesses the expected credit loss on outstanding receivables and advances.

ix. Uncertainties relating to the global health pandemic from COVID-19

The spread of COVID-19 has impacted the normal operations of the Group to a limited extent during the year. Supply of one of the major raw materials was adversely affected in the first three quarters and has shown some signs of easing in the fourth quarter, and its quality has deteriorated, impacting the yield of final product. The demand for this raw material continues to be higher than supply, resulting in increase in the purchase price. These factors have led to reduction in gross profit margin of the Group for the year ended 31 March 2021. In the opinion of the management, mismatch between demand and supply of this raw material together with quality issues is likely to continue till the COVID-19 related restrictions ease. The market for the products continues to be robust.

The Group has taken in to account the possible impacts of COVID-19 while preparing the financial results, including but not limited to its assessment of liquidity and going concern assumption, recoverable values of its financial and non-financial assets and impact on revenues and costs. The Group has been able to effectively manage the operation still now with

Summary of significant accounting policies and other explanatory information to the consolidated financial statements for the year ended 31 March 2021

(All amounts are in ₹ Lakhs, unless otherwise stated)

appropriate safety precautions, with minimal impact of COVID-19 on the business. The actual impact of COVID-19 in future may be different from that of this year, depending on how the overall situation especially on availability of raw material evolves. The Group will continue to closely monitor future developments and take appropriate measures to protect the profit margin and to ensure business continuity.

e) Current versus non-current classification

The Group presents assets and liabilities in the balance sheet based on current/non-current classification.

An asset is treated as current when it is:

- Expected to be realized or intended to be sold or consumed in normal operating cycle;
- Held primarily for the purpose of trading;
- Expected to be realized within twelve months after the reporting period, or
- Cash or cash equivalent unless restricted from being exchanged or used to settle a liability for at least twelve months after the reporting period

All other assets are classified as non-current.

A liability is current when:

- It is expected to be settled in normal operating cycle;
- It is held primarily for the purpose of trading;
- It is due to be settled within twelve months after the reporting period, or
- There is no unconditional right to defer the settlement of the liability for at least twelve months after the reporting period.

All other liabilities are classified as non-current.

The operating cycle is the time between the acquisition of assets for processing and their realization in cash and cash equivalents. The Group has evaluated and considered its operating cycle as 12 months.

Deferred tax assets/liabilities are classified as non-current assets/liabilities.

f) Property, Plant and Equipment

Property, plant and equipment are stated at cost, less accumulated depreciation and impairment, if any. Costs directly attributable to acquisition are capitalised until the property, plant and equipment are ready for use, as intended by management.

Advances paid towards the acquisition of property, plant and equipment outstanding at each balance sheet date is classified as capital advances under other non-current assets and the cost of assets not put to use before such date are disclosed under 'Capital work-in-progress'. Subsequent expenditures relating to property, plant and

equipment is capitalised only when it is probable that future economic benefits associated with these will flow to the Group and the cost of the item can be measured reliably.

For qualifying assets, borrowing costs capitalised in accordance with the Company's accounting policy based on Ind AS 23 – Borrowing costs. Such properties are classified to the appropriate categories of PPE when completed and ready for intended use.

The cost and related accumulated depreciation are eliminated from the financial statements upon sale or retirement of the asset and the resultant gains or losses are recognised in the Statement of Profit and Loss. Assets to be disposed off are reported at the lower of the carrying value or the fair value less cost to sell.

The Group depreciates Property, plant and equipment (other than service equipment) over their estimated useful lives using the straight-line method. Depreciation on Service Equipment and other items of Property, Plant and Equipments is provided on Written Down Value Method based on the useful lives prescribed in Schedule II of the Companies Act, 2013 based on a review by the management at the year-end.

Asset Category	Useful lives (in years)
Factory Building	30
Office Building	60
Plant and Equipment	5 - 25
Furniture and Fixtures	10
Office equipment	5
Vehicles	8

When parts of an item of property, plant and equipment have different useful lives, they are accounted for as separate items (major components). The cost of replacement spares/major inspection relating to property, plant and equipment is capitalised only when it is probable that future economic benefits associated with these will flow to the Group and the cost of the item can be measured reliably.

Depreciation methods, useful lives and residual values are reviewed periodically and updated as required, including at each financial year end.

g) Intangible assets

Intangible assets are recorded at the consideration paid for the acquisition of such assets and are carried at cost less accumulated amortisation and impairment. Advances paid towards the acquisition of intangible assets outstanding at each Balance Sheet date are disclosed as other non-current assets and the cost of intangible assets not ready for their intended use before such date are disclosed as intangible assets under development.

The Group amortizes intangible assets over their estimated

Summary of significant accounting policies and other explanatory information to the consolidated financial statements for the year ended 31 March 2021

(All amounts are in ₹ Lakhs, unless otherwise stated)

useful lives using the straight-line method. The estimated useful lives of assets are as follows:

Asset Category	Useful lives (in years)
Computer software	5

Gains or losses arising from derecognition of an intangible asset are measured as the difference between the net disposal proceeds and the carrying amount of the asset and are recognised in the Statement of Profit and Loss when the asset is derecognised.

The residual values, useful lives and methods of amortization of intangible assets are reviewed at each financial year end and adjusted prospectively, if appropriate.

h) Impairment of non-financial assets

At each reporting date, the Group assesses whether there is any indication that an asset may be impaired, based on internal or external factors. If any such indication exists, the Group estimates the recoverable amount of the asset or the cash generating unit. If such recoverable amount of the asset or cash generating unit to which the asset belongs is less than its carrying amount, the carrying amount is reduced to its recoverable amount. The reduction is treated as an impairment loss and is recognised in the Statement of Profit and Loss. If, at the reporting date there is an indication that a previously assessed impairment loss no longer exists, the recoverable amount is reassessed and the asset is reflected at the recoverable amount. Impairment losses previously recognised are accordingly reversed in the Statement of Profit and Loss.

Goodwill and intangible assets that have an indefinite useful life are not subject to amortisation and are tested annually for impairment, or more frequently if events or changes in circumstances indicate that they might be impaired. Other assets are tested for impairment whenever events or changes in circumstances indicate that the carrying amount may not be recoverable.

i) Revenue recognition

Revenue from contracts with customers is recognised on transfer of control of Promised goods or services to a customer at an amount that reflect the consideration to which the Group is expected to be entitled to in exchange for those goods or services. Revenue towards satisfaction of a Performance obligation is measured at the amount of transaction price, net of variable consideration and excluding taxes or duties collected on behalf of the government. Revenue is recognised to the extent that it is probable that the economic benefits will flow to the Group and the revenue can be reliably measured.

i. Sale of goods

Revenue from sale of goods is recognized when the control

on the goods have been transferred to the customers. The performance obligation in case of sale of goods is satisfied at a point in time, i.e., when the material is shifted to the customer or on delivery to the customer as may be specified in the contract.

ii. Export incentives

Income from Export incentives are recognized when right to receive credit as per the terms of the scheme is established and when there is certainty of realisation. Income from Merchandise Export Incentive Scheme is accounted on cash basis from current financial year onwards.

iii. Interest income

Interest income is reported on an accrual basis using the effective interest method and is included under the head "Other income" in the Statement of Profit and Loss.

iv. Dividends

Revenue is recognised when the Group's right to receive the payment is established, which is generally when shareholders approve the dividend.

v. Rental income

Rental income arising from operating leases on investment properties is accounted for over the lease terms and is included in revenue in the Statement of Profit or Loss due to its operating nature.

j) Employee benefits

Employee benefits include superannuation, provident fund, employee state insurance scheme, gratuity and compensated absences. Expenses and liabilities in respect of employee benefits are recorded in accordance with Ind AS 19, Employee Benefits.

Defined contribution plan

Retirement benefit in the form of provident fund and employee state insurance scheme is a defined contribution scheme. The Group has no obligation, other than the contribution payable to the provident fund and employee state insurance scheme. The Group recognises contribution payable to the schemes as an expenditure, when an employee renders the related service. Prepaid contributions are recognised as an asset to the extent that a cash refund or a reduction in the future payments is available.

The Group has defined contribution plans for employees comprising of Superannuation, Provident Fund and Employee's State Insurance. The contributions paid/payable to these plans during the year are charged to the Statement of Profit and Loss for the year.

Defined benefit plan

Gratuity

Payment of Gratuity to employees is covered by the KCPL Gratuity Trust Scheme based on the Group Gratuity cum

Summary of significant accounting policies and other explanatory information to the consolidated financial statements for the year ended 31 March 2021

(All amounts in ₹ Lakhs, unless otherwise stated)

Assurance Scheme of the LIC of India, which is a defined benefit scheme and the Group make contributions under the said scheme. The liability or asset recognised in the balance sheet in respect of defined benefit gratuity plans is the present value of the defined benefit obligation at the end of the reporting period less the fair value of plan assets (if any). The cost of providing benefits under the defined benefit plan is determined using the projected unit credit method.

Long term employee benefits

Compensated absences

The Group provides benefit of compensated absences under which unavailed leave are allowed to be accumulated to be availed in future. The compensated absences comprises of vesting as well as non vesting benefit. The cost of short term compensated absences are provided for based on estimates. Long term compensated absence costs are provided for based on actuarial valuation using the project unit credit method.

The present value of the defined benefit obligation denominated in ₹ is determined by discounting the estimated future cash outflows by reference to market yields at the end of the reporting period on government bonds that have terms approximating to the terms of the related obligation.

Service cost on the Group's defined benefit plan is included in employee benefits expense. Employee contributions, all of which are independent of the number of years of service, are treated as a reduction of service cost. Net interest expense on the net defined benefit liability is included in finance costs.

Gains and losses through re-measurements of the defined benefit plans are recognized in other comprehensive income, which are not reclassified to profit or loss in a subsequent period. Further, as required under Ind AS compliant Schedule III, the Group transfers those amounts recognized in other comprehensive income to retained earnings in the statement of changes in equity and in the balance sheet.

Short-term employee benefits

Short-term employee benefits comprise of employee costs such as salaries, bonus etc. is recognized on the basis of the amount paid or payable for the period during which services are rendered by the employee.

k) Leases

Effective from 1st April 2019, the Group adopted Ind AS 116 – Leases and applied the standard to all lease contracts existing as on 1st April 2019 using the modified retrospective method on the date of initial application i.e. 1st April 2019. At inception of a contract, the Group assesses whether a

contract is, or contains, a lease. A contract is, or contains, a lease if the contract conveys the right to control the use of an identified asset for a period of time in exchange for consideration.

As a lessee

The Group recognises a right-of-use asset and a lease liability at the lease commencement date. The right-of-use asset is initially measured at cost, which comprises the initial amount of the lease liability adjusted for any lease payments made at or before the commencement date, plus any initial direct costs incurred and an estimate of costs to dismantle and remove the underlying asset or to restore the underlying asset or the site on which it is located, less any lease incentives received.

The right-of-use asset is subsequently depreciated using the straight-line method from the commencement date to the earlier of the end of the useful life of the right-of-use asset or the end of the lease term. The estimated useful lives of right-of-use assets are determined on the same basis as those of property and equipment. In addition, the right-of-use asset is periodically reduced by impairment losses, if any, and adjusted for certain re-measurements of the lease liability.

The lease liability is initially measured at the present value of the lease payments that are not paid at the commencement date, discounted using the interest rate implicit in the lease or, if that rate cannot be readily determined, Group's incremental borrowing rate. Generally, the Group uses its incremental borrowing rate as the discount rate.

Subsequently, the lease liability is measured at amortised cost using the effective interest method. It is remeasured when there is a change in future lease payments arising from a change in an index or rate, if there is a change in the company's estimate of the amount expected to be payable under a residual value guarantee, or if Group changes its assessment of whether it will exercise a purchase, extension or termination option.

When the lease liability is remeasured in this way, a corresponding adjustment is made to the carrying amount of the right-of-use asset, or is recorded in profit or loss if the carrying amount of the right-of-use asset has been reduced to zero.

Short-term leases and leases of low-value assets

The Group has elected not to recognise right-of-use assets and lease liabilities for short-term leases of real estate properties that have a lease term of 12 months. The Group recognises the lease payments associated with these leases as an expense on a straight-line basis over the lease term.

Summary of significant accounting policies and other explanatory information to the consolidated financial statements for the year ended 31 March 2021

(All amounts in ₹ Lakhs, unless otherwise stated)

Under Ind AS 17

Finance Lease

In the comparative period, leases are classified as Finance Lease whenever the terms of the lease transfer substantially all the risks and rewards of ownership of the lease. All other leases are classified as Operating lease.

Operating Lease

In the comparative period, leases in which a significant portion of the risks and rewards of ownership are not transferred to the Group as lessee are classified as operating leases. Payments made under operating leases (net of any incentives received from the lessor) are charged to profit or loss on a straight-line basis over the period of the lease unless the payments are structured to increase in line with expected general inflation to compensate for the lessor's expected inflationary cost increases.

As a lessor

Lease income from operating leases where the Group is a lessor is recognised in income on a straight-line basis over the lease term unless the receipts are structured to increase in line with expected general inflation to compensate for the expected inflationary cost increases. The respective leased assets are included in the balance sheet based on their nature.

l) Foreign currency transactions

Functional and presentation currency

The functional currency of the Group is the Indian Rupee. These Consolidated Financial Statements are presented in Indian Rupees (₹).

Transactions and balances

Foreign currency transactions are translated into the functional currency using the exchange rates at the dates of the transactions. Foreign exchange gains and losses resulting from the settlement of such transactions and from the translation of monetary assets and liabilities denominated in foreign currencies at year end exchange rates are generally recognised in Statement of Profit or Loss. They are deferred in equity if they relate to qualifying cash flow hedges and qualifying net investment hedges or are attributable to part of the net investment in a foreign operation. A monetary item for which settlement is neither planned nor likely to occur in the foreseeable future is considered as a part of the entity's net investment in that foreign operation.

Foreign exchange differences regarded as an adjustment to borrowing costs are presented in the Statement of Profit and Loss, within finance costs. All other foreign exchange gains and losses are presented in the Statement of Profit and Loss on a net basis within other gains/(losses)

Non-monetary items that are measured at fair value in a

foreign currency are translated using the exchange rates at the date when the fair value was determined. Translation differences on assets and liabilities carried at fair value are reported as part of the fair value gain or loss.

m) Borrowing costs

Borrowing costs directly attributable to the acquisition, construction or production of qualifying assets that necessarily takes a substantial period of time to get ready for its intended use or sale are capitalised as part of the cost of the asset. A qualifying asset is one that necessarily takes substantial period of time to get ready for intended use. All other borrowing costs are expensed in the period in which they occur. Borrowing costs consist of interest and other costs that an entity incurs in connection with the borrowing of funds.

n) Inventories

Inventories are valued at lower of cost or net realisable value, item wise. For this purpose, the cost of bought-out inventories comprise of the purchase cost of the items, net of applicable tax/duty credits and cost of bringing such items into the factory on a weighted average basis. The cost of manufactured inventories comprises of the direct cost of production plus appropriate overheads. The net realizable value of bought out inventories is taken at their current replacement value.

o) Research and development

Capital expenditure (net of recoveries) on Research & Development is capitalized as fixed assets and depreciated in accordance with the depreciation policy of the Group. The revenue expenditure (net of recoveries) on Research & Development is charged to the Statement of Profit and Loss in the year in which it is incurred.

p) Government grants

Government grants are recognised where there is reasonable assurance that the grant will be received and all attached conditions will be complied with. When the grant relates to an expense item, it is recognised as income on a systematic basis over the periods that the related costs, for which it is intended to compensate, are expensed. When the grant relates to an asset, it is recognised as income in equal amounts over the expected useful life of the related asset.

When the Group receives grants for non-monetary assets, the asset and the grant are recorded at fair value amounts and released to profit or loss over the expected useful life in a pattern of consumption of the benefit of the underlying asset i.e. by equal annual instalments.

q) Income taxes

Income tax expense comprises current and deferred tax. Current and deferred tax is recognised in the Statement of

Summary of significant accounting policies and other explanatory information to the consolidated financial statements for the year ended 31 March 2021

(All amounts in ₹ Lakhs, unless otherwise stated)

Profit and Loss, except to the extent that it relates to items recognised in other comprehensive income or directly in equity. In this case, the tax is also recognised in other comprehensive income or directly in equity, respectively. Current income tax for current and prior periods is recognised at the amount expected to be paid to or recovered from the tax authorities, using the tax rates and tax laws that have been enacted or substantively enacted by the balance sheet date.

Deferred tax is recognized on temporary differences at the balance sheet date between the tax bases of assets and liabilities and their carrying amounts for financial reporting purposes, except when the deferred tax arises from the initial recognition of goodwill or an asset or liability in a transaction that is not a business combination and affects neither accounting nor taxable profit or loss at the time of the transaction.

Deferred income tax assets are recognized for all deductible temporary differences, carry forward of unused tax credits and unused tax losses, to the extent that it is probable that taxable profit will be available against which the deductible temporary differences, and the carry forward of unused tax credits and unused tax losses can be utilized.

The carrying amount of deferred tax assets is reviewed at each reporting date and reduced to the extent that it is no longer probable that sufficient taxable profit will be available to allow all or part of the deferred tax asset to be utilised. Unrecognised deferred tax assets are re-assessed at each reporting date and are recognised to the extent that it has become probable that future taxable profits will allow the deferred tax asset to be recovered.

Deferred tax relating to items recognised outside profit or loss is recognised outside profit or loss (either in other comprehensive income or in equity). Deferred tax items are recognised in correlation to the underlying transaction either in OCI or directly in equity.

Deferred tax assets and liabilities are measured using tax rates and tax laws that have been enacted or substantively enacted by the balance sheet date and are expected to apply to taxable income in the years in which those temporary differences are expected to be recovered or settled. The effect of changes in tax rates on deferred income tax assets and liabilities is recognised as income or expense in the period that includes the enactment or the substantive enactment date. A deferred income tax asset is recognised to the extent that it is probable that future taxable profit will be available against which the deductible temporary differences and tax losses can be utilised. The Group offsets current tax assets and current tax liabilities, where it has a legally enforceable right to setoff the recognised amounts and where it intends either to settle

on a net basis, or to realise the asset and settle the liability simultaneously.

Minimum Alternate Tax ('MAT') credit is recognised as an asset only when and to the extent there is convincing evidence that the Group will pay normal income-tax during the specified period. In the year in which the MAT credit becomes eligible to be recognised as an asset, the said asset is created by way of a credit to the statement of profit and loss. The Group reviews the same at each balance sheet date and writes down the carrying amount of MAT credit entitlement to the extent there is no longer convincing evidence to the effect that Group will pay normal income-tax during the specified period.

r) Provisions and contingencies

Provisions

A provision is recognised if, as a result of a past event, the Group has a present legal or constructive obligation that is reasonably estimable, and it is probable that an outflow of economic benefits will be required to settle the obligation. If the effect of the time value of money is material, provisions are determined by discounting the expected future cash flows at a pre-tax rate that reflects current market assessments of the time value of money and the risks specific to the liability. The increase in the provision due to the passage of time is recognised as interest expense.

Contingent liabilities

A contingent liability is a possible obligation that arises from past events whose existence will be confirmed by the occurrence or non-occurrence of one or more uncertain future events not wholly within the control of the Group or a present obligation that is not recognised because it is not probable that an outflow of resources will be required to settle the obligation or it cannot be measured with sufficient reliability. The Group does not recognise a contingent liability but discloses its existence in the financial statements.

Contingent assets

Contingent assets are neither recognised nor disclosed. However, when realisation of income is virtually certain, related asset is recognised.

s) Financial instruments

Financial assets

Initial recognition and measurement

All financial assets are recognised initially at fair value and transaction cost that is attributable to the acquisition of the financial asset is also adjusted.

Subsequent measurement

For purposes of subsequent measurement, financial assets are classified in four categories:

Summary of significant accounting policies and other explanatory information to the consolidated financial statements for the year ended 31 March 2021

(All amounts are in ₹ Lakhs, unless otherwise stated)

- x. Debt instruments at amortised cost;
- xi. Debt instruments at fair value through other comprehensive income (FVTOCI);
- xii. Debt instruments, derivatives and equity instruments at fair value through profit or loss (FVTPL); and
- xiii. Equity investments.

i. Debt instruments at amortised cost

A 'debt instrument' is measured at the amortised cost if both the following conditions are met:

- a) The asset is held within a business model whose objective is to hold assets for collecting contractual cash flows; and
- b) Contractual terms of the asset give rise on specified dates to cash flows that are solely payments of principal and interest (SPPI) on the principal amount outstanding. This category is the most relevant to the Group. After initial measurement, such financial assets are subsequently measured at amortised cost using the effective interest rate (EIR) method. Amortised cost is calculated by taking into account any discount or premium on acquisition and fees or costs that are an integral part of the EIR. The EIR amortisation is included in finance income in the profit or loss. The losses arising from impairment are recognised in the profit or loss. This category generally applies to trade and other receivables.

ii. Debt instrument at FVTOCI

A 'debt instrument' is classified as at the FVTOCI if both of the following criteria are met:

- a) The objective of the business model is achieved both by collecting contractual cash flows and selling the financial assets; and
- b) The asset's contractual cash flows represent SPPI. Debt instruments included within the FVTOCI category are measured initially as well as at each reporting date at fair value. Fair value movements are recognized in the other comprehensive income (OCI). However, the Group recognizes interest income, impairment losses & reversals and foreign exchange gain or loss in the Statement of profit & loss. On derecognition of the asset, cumulative gain or loss previously recognised in OCI is reclassified from the equity to Statement of profit & loss. Interest earned whilst holding FVTOCI debt instrument is reported as interest income using the EIR method.

iii. Debt instrument at FVTPL

FVTPL is a residual category for debt instruments. Any debt instrument, which does not meet the criteria for categorization as at amortized cost or as FVTOCI, is classified as at FVTPL.

In addition, the Group may elect to designate a debt instrument, which otherwise meets amortized cost or FVTOCI criteria, as at FVTPL. However, such election is allowed only if doing so reduces or eliminates a

measurement or recognition inconsistency (referred to as 'accounting mismatch'). The Group has not designated any debt instrument as at FVTPL.

Debt instruments included within the FVTPL category are measured at fair value with all changes recognized in the Statement of profit and loss.

iv. Equity investments

All equity investments in scope of Ind AS 109 Financial Instruments, are measured at fair value. Equity instruments which are held for trading and contingent consideration recognised by an acquirer in a business combination to which Ind AS 103 Business Combinations, applies are classified as at FVTPL. For all other equity instruments, the Group may make an irrevocable election to present in other comprehensive income subsequent changes in the fair value. The Group makes such election on an instrument-by-instrument basis. The classification is made on initial recognition and is irrevocable. If the Group decides to classify an equity instrument as at FVTOCI, then all fair value changes on the instrument, excluding dividends, are recognized in the OCI. There is no recycling of the amounts from OCI to P&L, even on sale of investment. However, the Group may transfer the cumulative gain or loss within equity. Equity instruments included within the FVTPL category are measured at fair value with all changes recognized in the Statement of profit & loss.

De-recognition of financial assets

A financial asset (or, where applicable, a part of a financial asset) is primarily derecognised (i.e. removed from the Group's balance sheet) when:

- a. The rights to receive cash flows from the asset have expired, or
- b. The Group has transferred its rights to receive cash flows from the asset or has assumed an obligation to pay the received cash flows in full without material delay to a third party under a 'pass-through' arrangement and either (i) the Group has transferred substantially all the risks and rewards of the asset, or (ii) the Group has neither transferred nor retained substantially all the risks and rewards of the asset, but has transferred control of the asset.

When the Group has transferred its rights to receive cash flows from an asset or has entered into a pass-through arrangement, it evaluates if and to what extent it has retained the risks and rewards of ownership. When it has neither transferred nor retained substantially all of the risks and rewards of the asset, nor transferred control of the asset, the Group continues to recognise the transferred asset to the extent of the Group's continuing involvement. In that case, the Group also recognises an associated liability. The transferred asset and the associated liability are measured

Summary of significant accounting policies and other explanatory information to the consolidated financial statements for the year ended 31 March 2021

(All amounts are in ₹ Lakhs, unless otherwise stated)

on a basis that reflects the rights and obligations that the Group has retained.

Continuing involvement that takes the form of a guarantee over the transferred asset is measured at the lower of the original carrying amount of the asset and the maximum amount of consideration that the Group could be required to repay.

Financial liabilities

Initial recognition and measurement

Financial liabilities are classified, at initial recognition, as financial liabilities at fair value through profit or loss, loans and borrowings, payables, or as derivatives designated as hedging instruments in an effective hedge, as appropriate.

All financial liabilities are recognised initially at fair value and, in the case of loans and borrowings and payables, net of directly attributable transaction costs.

Subsequent measurement

The measurement of financial liabilities depends on their classification, as described below:

Financial liabilities at fair value through profit or loss

Financial liabilities at fair value through profit or loss include financial liabilities held for trading and financial liabilities designated upon initial recognition as at fair value through profit or loss. Financial liabilities are classified as held for trading if they are incurred for the purpose of repurchasing in the near term. This category also includes derivative financial instruments entered into by the Group that are not designated as hedging instruments in hedge relationships as defined by Ind AS 109 Financial Instruments.

Gains or losses on liabilities held for trading are recognised in the profit or loss.

Financial liabilities designated upon initial recognition at fair value through profit or loss are designated as such at the initial date of recognition, and only if the criteria in Ind AS 109 are satisfied. For liabilities designated as FVTPL, fair value gains/losses attributable to changes in own credit risk are recognized in OCI. These gains/loss are not subsequently transferred to P&L. However, the Group may transfer the cumulative gain or loss within equity. All other changes in fair value of such liability are recognised in the statement of profit or loss.

Loans and borrowings

This is the category most relevant to the Group. After initial recognition, interest-bearing loans and borrowings are subsequently measured at amortised cost using the EIR method. Gains and losses are recognised in profit or loss when the liabilities are derecognised as well as through the EIR amortisation process.

Financial guarantee contracts

Financial guarantee contracts are those contracts that require a payment to be made to reimburse the holder for a loss it incurs because the specified party fails to make a payment when due in accordance with the terms of a debt instrument. Financial guarantee contracts are recognised initially as a liability at fair value, adjusted for transaction costs that are directly attributable to the issuance of the guarantee. Subsequently, the liability is measured at the higher of the amount of expected loss allowance determined as per impairment requirements of Ind AS 109 Financial Instruments and the amount recognised less cumulative amortisation.

Derecognition of financial liabilities

A financial liability is derecognised when the obligation under the liability is discharged or cancelled or expires. When an existing financial liability is replaced by another from the same lender on substantially different terms, or the terms of an existing liability are substantially modified, such an exchange or modification is treated as the derecognition of the original liability and the recognition of a new liability. The difference in the respective carrying amounts is recognised in the Statement of Profit and Loss.

Offsetting of financial instruments

Financial assets and financial liabilities are offset and the net amount is reported in the balance sheet if there is a currently enforceable legal right to offset the recognised amounts and there is an intention to settle on a net basis, to realise the assets and settle the liabilities simultaneously.

Derivative financial instruments and Hedge accounting

Initial recognition and subsequent measurement

The Group uses derivative financial instruments, such as forward currency contracts to hedge its foreign currency risks arising from highly probable future forecasted sales. This derivative financial instrument are designated in a cash flow hedge relationship. Such derivative financial instruments are initially recognised at fair value on the date on which a derivative contract is entered into and are subsequently re-measured at fair value. Derivatives are carried as financial assets when the fair value is positive and as financial liabilities when the fair value is negative.

At the inception of a hedge relationship, the Group formally designates and documents the hedge relationship to which the Group wishes to apply hedge accounting and the risk management objective and strategy for undertaking the hedge. The documentation includes the Group's risk management objective and strategy for undertaking hedge, the hedging/economic relationship, the hedged item or transaction, the nature of the risk being hedged, hedge ratio and how the entity will assess the effectiveness

Summary of significant accounting policies and other explanatory information to the consolidated financial statements for the year ended 31 March 2021

(All amounts are in ₹ Lakhs, unless otherwise stated)

of changes in the hedging instrument's fair value in offsetting the exposure to changes in the hedged item's fair value or cash flows attributable to the hedged risk. Such hedges are expected to be highly effective in achieving offsetting changes in cash flows and are assessed on an on-going basis to determine that they actually have been highly effective throughout the financial reporting periods for which they were designated.

The effective portion of the gain or loss on the hedging instrument is recognised in OCI in the cash flow hedge reserve, while any ineffective portion is recognised immediately in the statement of profit and loss. Any gains or losses arising from changes in the fair value of derivatives are taken directly to profit or loss, except for the effective portion of cash flow hedges, which is recognised in OCI and later reclassified to profit or loss when the hedge item affects profit or loss and is reclassified to underlying hedged item. If the hedging instrument expires or is sold, terminated or exercised without replacement or rollover (as part of the hedging strategy), or if its designation as a hedge is revoked, or when the hedge no longer meets the criteria for hedge accounting, any cumulative gain or loss previously recognised in OCI remains separately in equity until the forecast transaction occurs.

t) Impairment of financial assets

In accordance with Ind AS 109 Financial Instruments, the Group applies expected credit loss (ECL) model for measurement and recognition of impairment loss for financial assets.

ECL is the difference between all contractual cash flows that are due to the Group in accordance with the contract and all the cash flows that the entity expects to receive (i.e., all cash shortfalls), discounted at the original EIR. When estimating the cash flows, an entity is required to consider:

- All contractual terms of the financial instrument over the expected life of the financial instrument. However, in rare cases when the expected life of the financial instrument cannot be estimated reliably, then the entity is required to use the remaining contractual term of the financial instrument.

- Cash flows from the sale of collateral held or other credit enhancements that are integral to the contractual terms.

Trade receivables

The Group applies approach permitted by Ind AS 109 Financial Instruments, which requires expected lifetime losses to be recognised from initial recognition of receivables.

Other financial assets

For recognition of impairment loss on other financial assets

and risk exposure, the Group determines whether there has been a significant increase in the credit risk since initial recognition and if credit risk has increased significantly, impairment loss is provided.

u) Fair value measurement

Fair value is the price that would be received to sell an asset or paid to transfer a liability in an orderly transaction between market participants at the measurement date. The fair value measurement is based on the presumption that the transaction to sell the asset or transfer the liability takes place either:

- In the principal market for the asset or liability, or
- In the absence of a principal market, in the most advantageous market for the asset or liability

The principal or the most advantageous market must be accessible by the Group.

The fair value of an asset or a liability is measured using the assumptions that market participants would use when pricing the asset or liability, assuming that market participants act in their economic best interest.

A fair value measurement of a non-financial asset takes into account a market participant's ability to generate economic benefits by using the asset in its highest and best use or by selling it to another market participant that would use the asset in its highest and best use.

The Group uses valuation techniques that are appropriate in the circumstances and for which sufficient data are available to measure fair value, maximising the use of relevant observable inputs and minimising the use of unobservable inputs.

All assets and liabilities for which fair value is measured or disclosed in the financial statements are categorised within the fair value hierarchy, described as follows:

Level 1 - Quoted (unadjusted) market prices in active markets for identical assets or liabilities

Level 2 - Valuation techniques for which the lowest level input that is significant to the fair value measurement is directly or indirectly observable

Level 3 - Valuation techniques for which the lowest level input that is significant to the fair value measurement is unobservable

v) Cash and cash equivalents

Cash and cash equivalent in the statement of financial position comprises cash at banks and on hand, demand deposits, short-term deposits with an original maturity of three months or less and highly liquid investments that are readily convertible into known amounts of cash, which are subject to an insignificant risk of changes in value.

Summary of significant accounting policies and other explanatory information to the consolidated financial statements for the year ended 31 March 2021

(All amounts are in ₹ Lakhs, unless otherwise stated)

w) Dividend distribution to equity holders

Dividends to the Company's equity shareholders are recognised when the dividends are approved for payment by the shareholders.

x) Assets held for sale

An entity shall classify a non-current asset (or disposal group) as held for sale if its carrying amount will be recovered principally through a sale transaction rather than through continuing use. This condition is regarded as met only when the asset is available for immediate sale in its present condition subject only to terms that are usual and customary for sale of such asset and its sale is highly probable. Management must be committed to sale which should be expected to qualify for recognition as a completed sale within one year from the date of classification.

Non-current assets classified as held for sale are presented separately and measured at the lower of their carrying amounts immediately prior to their classification as held for sale and their fair value less costs to sell. However, some held for sale assets such as financial assets, assets arising from employee benefits and deferred tax assets, continue to be measured in accordance with the Group's relevant accounting policy for those assets. Once classified as held for sale, the assets are not subject to depreciation or amortisation.

y) Segment reporting

Operating segments are reported in a manner consistent with the internal reporting provided to the chief operating decision maker. The Group is engaged in the business of manufacture and sale of Gelatin, Ossein, DCP and Collagen Peptide, which form broadly part of one product group and hence constitute a single business segment.

z) Earnings per Share (EPS)

Basic EPS is calculated by dividing the net profit or loss for the period attributable to equity shareholders by the weighted average number of equity shares outstanding during the period. Partly paid equity shares are treated as a fraction of an equity share to the extent that they are entitled to participate in dividends relative to a fully paid equity share during the reporting period. The weighted average number of equity shares outstanding during the period is adjusted for events such as bonus issue, bonus element in a rights issue to existing shareholders, share split and reverse share split (consolidation of shares) that have changed the number of equity shares outstanding, without a corresponding change in resources.

Diluted EPS is calculated by dividing the profit attributable to equity holders of the Group (after adjusting for interest on the convertible preference shares, if any) by the weighted average number of equity shares outstanding during the

year plus the weighted average number of equity shares that would be issued on conversion of all the dilutive potential equity shares into equity shares. Dilutive potential equity shares are deemed converted as of the beginning of the period, unless issued at a later date. Dilutive potential equity shares are determined independently for each period presented.

aa) Business combination of entities under common control

Business combinations involving entities that are controlled by the Company or ultimately controlled by the same party or parties both before and after the business combination, and that control is not transitory, are accounted for using the pooling of interests method as follows:

- i. The assets and liabilities of the combining entities are reflected at their carrying amounts.
- ii. No adjustments are made to reflect fair values, or recognise any new assets or liabilities. Adjustments are only made to harmonise accounting policies.
- iii. The financial information in the financial statements in respect of prior periods is restated as if the business combination had occurred from the beginning of the preceding period in the financial statements, irrespective of the actual date of the combination, however, where the business combination had occurred after that date, the prior period information is restated only from that date.
- iv. The balance of the retained earnings appearing in the financial statements of the transferor is aggregated with the corresponding balance appearing in the financial statements of the transferee or is adjusted against general reserve.
- v. The identity of the reserves is preserved and the reserves of the transferor become the reserves of the transferee.

The difference, if any, between the amounts recorded as share capital issued plus any additional consideration in the form of cash or other assets and the amount of share capital of the transferor is transferred to capital reserve and is presented separately as capital reserves.

ab) New standards and interpretations not yet adopted

The Company has applied the following amendments for the first time for their annual reporting period commencing 1 April 2020:

- Definition of material - amendments to Ind AS 1 and Ind AS 8
- Definition of business - amendments to Ind AS 103
- COVID-19 related concessions- amendments to Ind AS 116

The amendments listed above did not have any impact on the amounts recognised in prior periods and are not expected to significantly affect the current or future periods.

Summary of significant accounting policies and other explanatory information to the consolidated financial statements for the year ended 31 March 2021

(All amounts are in ₹ Lakhs, unless otherwise stated)

2.01 Property, plant and equipment (PPE) and Capital work-in-progress

	Freehold Land	Right Of Use Asset Leasehold Land	Building	Plant & Equipment	Furniture and fixtures	Office equipment	Vehicles	Total PPE	Capital work-in-progress
Gross carrying amount:									
Balance as at 1 April 2019	471.30	884.18	3,363.02	11,651.95	57.59	146.35	85.07	16,659.46	357.34
Additions	-	-	150.38	748.98	10.91	26.24	9.56	946.07	372.42
Disposals	-	-	14.28	152.94	0.92	9.42	11.62	189.18	313.65
Balance as at 31 March 2020	471.30	884.18	3,499.12	12,247.99	67.58	163.11	83.01	17,416.29	416.11
Additions	-	-	113.73	843.95	13.90	32.08	8.34	1,012.00	186.33
Disposals	-	-	0.87	247.87	0.19	27.02	12.74	288.69	416.96
Balance as at 31 March 2021	471.30	884.18	3,611.98	12,844.07	81.29	168.17	78.61	18,139.60	185.48
Accumulated depreciation and impairment									
Balance as at 1 April 2019	-	116.34	739.78	2,713.94	22.39	63.41	51.10	3,706.96	-
Depreciation charge for the year	-	9.09	247.35	1,223.44	10.48	44.48	12.62	1,547.46	-
Impairment Loss (refer note f below)	-	-	-	310.73	-	-	-	310.73	-
Disposals	-	-	11.72	143.48	0.90	8.99	9.18	174.27	-
Balance as at 31 March 2020	-	125.43	975.41	4,104.63	31.97	98.90	54.54	5,390.88	-
Depreciation charge for the year	-	9.10	229.62	1,247.69	9.87	35.42	9.04	1,540.74	-
Disposals	-	-	0.81	201.67	0.18	24.24	9.41	236.31	-
Impairment Loss (refer note f below)	-	-	-	200.00	-	-	-	200.00	-
Balance as at 31 March 2021	-	134.53	1,204.22	5,350.65	41.66	110.08	54.17	6,895.31	-
Net carrying amount									
As at 31 March 2020	471.30	758.75	2,523.71	8,143.36	35.61	64.21	28.47	12,025.41	416.11
As at 31 March 2021	471.30	749.65	2,407.76	7,493.42	39.63	58.09	24.44	11,244.29	185.48

Note:

a. Contractual obligations

Refer note 2.31.

b. Capitalised borrowing cost

There is no borrowing costs capitalised during the year ended 31 March 2021 (31 March 2020: Nil).

c. Property, plant and equipment pledged as security

Refer note 2.28

d. Additions to Plant & equipment include Research & Development assets capitalised during the year ₹ 24.48 Lakhs (31st March 2020 - ₹ 8.87 Lakhs) (Refer note 2.26.1)

e. The Gross Carrying value, Accumulated depreciation and Net Carrying value as at 31 March 2021 and 31 March 2020 includes the assets of M/s Reva Proteins Limited, erstwhile subsidiary company, (the 'Transferor company') which was merged with the Company w.e.f 01 April 2017 as per the orders of the National Company Law Tribunal, Chennai dated 27 March 2019. The carrying value of assets and liabilities of the Transferor company as of 01 April 2017 was taken over and included in

the values of assets and liabilities of the Holding Company.

f. In view of the existence of certain indicators of impairment for the assets of the Holding Company at its Reva division, Bharuch, the Holding Company has conducted an impairment testing of the carrying value of Property, Plant and Equipment as at 31 March 2021 in the manner prescribed in Ind AS 36. Based on the cash flow projections made by the Holding Company, the recoverable amount of the group of assets is determined to be ₹ 2345.43 Lakhs as against the carrying amount of ₹ 2856.16 Lakhs and therefore the Holding Company has made a provision for impairment in Plant and Equipment to the extent of ₹ 200 Lakhs during the year ended 31 March 2021 (₹ 310.73 Lakhs during the year ended 31 March 2020). The impairment provision is included within other expenses in the Statement of Profit and Loss.

g. Right of Use Asset includes "Leasehold land" which represents land obtained on long term lease from various Government authorities. The same has been reclassified to Right of Use Assets on account of adoption of Ind AS 116 "Leases".

Summary of significant accounting policies and other explanatory information to the consolidated financial statements for the year ended 31 March 2021

(All amounts are in ₹ Lakhs, unless otherwise stated)

2.02 Other Intangible assets	Software	Total
Gross carrying amount:		
Balance as at 1 April 2019	93.46	93.46
Additions	14.11	14.11
Disposals	2.13	2.13
Balance as at 31 March 2020	105.44	105.44
Additions	7.96	7.96
Disposals	0.85	0.85
Balance as at 31 March 2021	112.55	112.55
Accumulated depreciation		
Balance as at 1 April 2019	54.35	54.35
Amortisation for the year	15.60	15.60
Disposals	-	-
Balance as at 31 March 2020	69.95	69.95
Amortisation for the year	11.72	11.72
Disposals	0.81	0.81
Balance as at 31 March 2021	80.86	80.86
Net carrying amount		
As at 31 March 2020	35.49	35.49
As at 31 March 2021	31.69	31.69

Note:

Contractual obligations

There are no contractual commitments for the acquisition of intangible assets.

	As at 31 March 2021	As at 31 March 2020
2.03 Investments		
At FVOCI (Quoted)		
a) 4200 (4200) Equity Shares of ₹ 1 each in State Bank of India, fully paid up	15.29	8.27
b) 100 (100) Equity Shares of ₹ 10 each in Industrial Finance Corporation of India Limited, fully paid up	0.01	-
Aggregate amount of quoted investments	15.30	8.27
Valued at cost, Unquoted		
a) 60,000 (60,000) fully paid up Equity Shares of ₹ 10 each in Kerala Enviro Infrastructure Limited	6.00	6.00
b) 4,14,000 (4,14,000) fully paid up Equity Shares of ₹ 10 each in Narmada Clean Tech Limited	41.40	41.40
c) 300,000 (300,000) fully paid up Equity Shares of ₹ 10 each in Seafood Park India Limited	31.50	31.50
d) 50,000 (50,000) fully paid up Equity Shares of ₹ 10 each in Cochin Waste 2 Energy Private Limited	5.00	5.00
Less: Provision for impairment in value of investments	(5.00)	(5.00)
Aggregate amount of unquoted investments	78.90	78.90
	94.20	87.17
2.04 Loans		
Non-current		
<i>Unsecured (Considered Good)</i>		
Security deposits	409.72	412.68
Loan to employees	4.62	5.18
	414.34	417.86
Current		
<i>(Unsecured, considered good)</i>		
Security deposits	2.71	3.38
Loan to employees	3.61	3.62
	6.32	7.00

Summary of significant accounting policies and other explanatory information to the consolidated financial statements for the year ended 31 March 2021

(All amounts are in ₹ Lakhs, unless otherwise stated)

	As at 31 March 2021	As at 31 March 2020
2.05 Other financial assets		
Non-current		
<i>(Unsecured, considered good)</i>		
Balance with bank-deposit Accounts *	11.04	91.16
Earmarked balances with banks for unpaid dividend **	13.84	14.45
	24.88	105.61
Current		
<i>(Unsecured, considered good)</i>		
Advances recoverable in cash or in kind	75.06	75.95
Hedge asset	188.46	-
Interest receivable	10.49	12.25
Others	5.93	22.42
	279.94	110.62
* Balance with banks in Deposit accounts include deposits held as security against Letter of Credits/Guarantee with a maturity of more than 12 months.		
** Not due for deposit in the investor education and protection fund.		
2.06 Other assets		
Non-current		
<i>(Unsecured, considered good)</i>		
Capital advance	27.98	34.43
Prepaid lease rental	-	1.04
Prepaid expenses	17.77	16.35
Export incentive receivable [refer note (a) below]	420.02	646.95
VAT refund receivable	88.27	88.27
Deposit with Government authorities	78.16	78.16
<i>(Unsecured, considered doubtful)</i>		
Export incentive receivable [refer note (a) and (b) below]	177.76	177.76
Less: Provision for doubtful advances	(177.76)	(177.76)
	632.20	865.20
Current		
<i>(Unsecured, considered good)</i>		
Balances with statutory authorities	43.87	109.01
Prepaid expenses	146.42	102.27
Export entitlement receivable	68.55	228.17
Advances to suppliers and contractors	129.59	142.81
	388.43	582.26

Export incentives receivable includes:

(a) Claims amounting to ₹ 208.18 Lakhs (31 March 2020: ₹ 208.18 Lakhs) under Duty Entitlement Pass Book (DEPB) Scheme recognised as income in earlier years. The Holding Company had also availed Duty Drawback benefit for the corresponding periods amounting to ₹ 41.51 Lakhs (31 March 2020: ₹ 41.51 Lakhs). The Dy. Director General of Foreign Trade vide letter dt 03 October 2011 had informed the Company that the dual benefit of DEPB as well as Duty Drawback cannot be allowed and advised that either DEPB benefit or Duty Drawback on the export product may be availed. The Holding Company has been legally advised that it is entitled to both benefits as per the relevant regulations, based on which representations have been filed before higher authorities. During an earlier year, the Grievance Committee of the Directorate General of Foreign Trade have heard the Holding Company's grievance application and remanded the matter back to the original adjudicating authorities for re-examining and for issuing necessary clarification based on the provisions of Foreign Trade Policy. Though the management is of the opinion that these claims are fully recoverable, provision of ₹ 113.14 Lakhs has been created in the accounts towards Duty Drawback claim for the relevant period as a matter of prudence.

(b) Claim for duty drawback on furnace oil consumed relating to earlier years amounting to ₹ 64.62 Lakhs (31 March 2020: ₹ 64.62 Lakhs) which has been decided against the Holding Company by the division bench of the Hon'ble High Court of Kerala. The Holding Company has sought further appeal before Hon'ble Supreme Court and although the Holding Company is hopeful of favourable order, provision of ₹ 64.62 Lakhs has been created in respect of such disputed claims in the books of account as a matter of prudence.

Summary of significant accounting policies and other explanatory information to the consolidated financial statements for the year ended 31 March 2021

(All amounts are in ₹ Lakhs, unless otherwise stated)

	As at	
	31 March 2021	31 March 2020
2.07 Inventories		
Raw materials	2,287.26	2,019.05
Raw materials in-transit	185.14	81.65
Work-in-progress	4,144.17	3,709.81
Finished goods	1,972.21	2,547.97
Stores and spares #	634.29	700.12
Others	65.86	67.85
	9,288.93	9,126.45

net of provision made for non moving inventory amounting to ₹ 50.85 Lakhs and ₹ 112.01 Lakhs in the current year and previous year respectively.

Method of valuation of inventories - Refer 2(m) of Significant Accounting Policies. For inventories pledged as security refer note 2.28

2.08 Trade Receivables		
Considered good - Unsecured	2,608.79	1,885.89
Receivable from related parties (refer note 2.36)	3,643.46	1,542.06
Credit impaired	33.05	45.05
	6,285.30	3,473.00
Less: Allowances for doubtful trade receivables	(33.05)	(45.05)
	6,252.25	3,427.95

Trade receivables are non-interest bearing and are generally on terms of 30-180 days.

2.09 Cash and Cash Equivalents		
Balance with Banks		
- In Current Accounts	49.86	127.80
- In Deposit Accounts	40.16	-
Cash on hand	2.41	8.70
	92.43	136.50

2.10 Bank balances other than cash and cash equivalents		
Balance with Banks (with maturity more than three months but less than twelve months)		
- In Deposit Accounts *	174.80	88.87
	174.80	88.87

*Balance with banks in Deposit accounts include ₹ 48.79 Lakhs (31 March 2020: ₹ 78.19 Lakhs) with a maturity period of less than 12 months, which are held as security against Letter of Credits/Guarantee and Buyers Credit.

Particulars	As at 31 March 2021		As at 31 March 2020	
	No. of shares	Amount	No. of shares	Amount.
(a) Authorised				
Equity share of ₹ 10 each	40,000,000	4,000	40,000,000	4,000
Optionally Convertible non cumulative preference shares of ₹ 170 each	929,412	1,580	929,412	1,580
Optionally Convertible non cumulative preference shares of ₹ 10 each	20,000,000	2,000	20,000,000	2,000
Redeemable Preference Shares of ₹ 10 each	4,444,444	444.44	4,444,444	444.44
	65,373,856	8,024.44	65,373,856	8,024.44
(b) Issued, subscribed and fully paid-up				
Equity share of ₹ 10/- each	9,079,160	907.92	9,079,160	907.92
	9,079,160	907.92	9,079,160	907.92

(a) Reconciliation of the number of shares and amount outstanding at the beginning and at the end of the reporting period:

Particulars	As at 31 March 2021		As at 31 March 2020	
	No. of shares	Amount	No. of shares	Amount.
Equity share of ₹ 10/- each				
Opening balance	9,079,160	907.92	9,079,160	907.92
Issue of shares during the year	-	-	-	-
Closing balance	9,079,160	907.92	9,079,160	907.92

Summary of significant accounting policies and other explanatory information to the consolidated financial statements for the year ended 31 March 2021

(All amounts are in ₹ Lakhs, unless otherwise stated)

(b) Terms/ Rights attached to equity share holders:

The Holding company has only one class of shares referred to as equity shares with a face value of ₹ 10/- each. Each holder of equity share is entitled to one vote per share. The company declares and pays dividend in Indian Rupees. The dividend proposed/declared by the Board of Directors is subject to approval/regularisation of the shareholders' in the ensuing Annual General Meeting. In the event of liquidation of the company, the holders of equity shares will be entitled to receive remaining assets of the company after distribution of all preferential amounts, in proportion to the number of equity shares held by the shareholders.

(c) Details of shares held by each shareholder holding more than 5% of shares:

Particulars	As at 31 March 2021		As at 31 March 2020	
	No. of shares	%	No. of shares	%
Equity share of ₹ 10/- each				
Nitta Gelatin Inc. Japan	3,900,300	42.96	3,900,300	42.96
Kerala State Industrial Development Corporation Ltd	2,862,220	31.52	2,862,220	31.52

(d) Distribution of dividend paid and proposed

Particulars	As at 31 March 2021	As at 31 March 2020
Dividends on equity shares declared and paid (for the year ended 31 March 2020 ₹ 2.5 per equity share)	226.98	135.56
Proposed cash dividend for the year ended 31 March 2021 (₹ 3 per equity share)	272.37	226.98

(e) Aggregate number of bonus shares issued and shares issued for consideration other than cash during the period of five years immediately preceding the reporting date

Particulars	As at 31 March 2021	As at 31 March 2020	As at 31 March 2019	As at 31 March 2018
Equity shares allotted as fully paid Bonus shares by capitalisation of reserves (issued in the year 2013)	-	-	-	5.79

2.12 Other equity

Particulars	As at 31 March 2021	As at 31 March 2020
Securities Premium	2,895.90	2,895.90
Special Export Reserve (under the Income Tax Act, 1961)	79.00	79.00
Other Equity	984.43	984.43
General Reserve	7,947.86	7,918.86
Capital Reserve on Merger	2,750.62	2,750.62
Retained earnings	1,830.56	348.02
Items of Other comprehensive income		
- Hedge reserve	124.38	(450.33)
- Equity Instruments through OCI	10.94	5.37
- Remeasurement of defined benefit plans(net)	(228.64)	(105.33)
	16,395.05	14,426.54

Description of nature and purpose of each reserve:**a. Securities premium**

The amount received in excess of face value of the equity shares was recognised in securities premium. The reserve is utilised in accordance with the provisions of the Act.

b. Retained earnings

Retained earnings are the profits that the Group has earned till date, less any transfers to general reserve, dividends or other distributions paid to shareholders.

c. Special export reserve

Special export reserve was created as per the provisions of Income Tax Act, 1961 for availing the tax benefits for exports.

d. Other equity

The difference between the fair value and cost of the financial instrument has been considered as additional contribution and shown as part of Other equity.

e. General reserve

General reserve was created from time to time by way of transfer of profits from retained earnings for appropriation purposes.

f. Capital reserve on merger

Capital reserve was created on merger of erstwhile Subsidiary, Reva Proteins Limited with the Company. The Company uses capital reserve for transactions in accordance with the provisions of the Act.

g. Items of Other Comprehensive Income

i) **Hedge reserve:** Effective portion of fair value gain/(loss) on all financial instrument designated in cash flow hedge relationship are accumulated in hedge reserve.

Summary of significant accounting policies and other explanatory information to the consolidated financial statements for the year ended 31 March 2021

(All amounts are in ₹ Lakhs, unless otherwise stated)

ii) Equity Instruments through Other Comprehensive Income: The Group has elected to recognise the change in fair value of certain investments in other comprehensive income. These changes are accumulated within the Equity Instruments through OCI. The Group transfers amounts from this reserve to retained earnings when the relevant equity instruments are derecognised.

iii) Remeasurements of net defined benefit plans: Differences between the interest income on plan assets and there turn actually achieved, and any changes in the liabilities over the year due to changes in actuarial assumptions or experience adjustments within the plans, are recognised in 'Other comprehensive income' and subsequently not reclassified to the Statement of Profit and Loss.

2.13 Borrowings

Particulars	As at 31 March 2021	As at 31 March 2020
Non current		
<i>(Secured)</i>		
Term loans from banks		
Rupee Term Loans	-	32.50
Term loan from related party:		
- Kerala State Industrial Development Corporation	257.38	653.53
<i>(Unsecured)</i>		
Loan from Related Party		
- External Commercial Borrowings (ECB) from Nitta Gelatin Inc	789.94	1,152.17
Liability component of optionally convertible preference shares	1,462.99	1,380.61
Liability component of redeemable Preference shares	385.08	378.61
	2,895.39	3,597.42
Amount disclosed under "Other current liabilities" (refer note 2.16)	(586.00)	(728.50)
	2,309.39	2,868.92
Current		
<i>(Secured)</i>		
Loans repayable on demand		
From Banks:		
Cash credits/Working Capital Demand Loans	4,056.59	3,782.20
Bills Discounting	612.79	995.12
Buyer's Credit	443.61	-
	5,112.99	4,777.32

2.13 Borrowings (Non Current)

Sl. No.	Particulars	Nature of Security	Repayment details	As at 31 March 2021	As at 31 March 2020
	Term loans from banks (Secured)				
	i) HDFC Bank	Exclusive first charge over the Property, Plant and Equipment financed out of the term loan, second charge over the existing Property, Plant and Equipment of the Group.	Fully repaid during the year	-	32.50
				-	32.50
	Term loans from related party (Secured)				
	i) Kerala State Industrial Development Corporation	Exclusive first charge over the Property, Plant and Equipment of the company including leasehold assets, both present and future.	The principal is repayable in 22 quarterly installments, commencing from 11 March 2017 in the following manner: From, March 2017 to March 2022 - ₹ 54 Lakhs per quarter In June 2022 - ₹ 53.50 Lakhs per quarter.	257.38	473.38
		Secured by way of simple mortgage by way of extension of exclusive first charge over the leasehold property held under lease deed no 1237 of 2010 dated 07 July 2010, SRO Jhagadia.	Fully repaid during the year	-	180.15
				257.38	653.53

Summary of significant accounting policies and other explanatory information to the consolidated financial statements for the year ended 31 March 2021

(All amounts are in ₹ Lakhs, unless otherwise stated)

2.13 Borrowings (Non-Current) Contd.

Sl. No.	Particulars	Nature of Security	Repayment details	As at 31 March 2021	As at 31 March 2020
Term loans from related party (Unsecured)					
i.	ECB from Nitta Gelatin Inc	ECB's are unsecured	(a) The principal amount of ₹ 650 Lakhs taken by the Group is to be paid in five annual instalments of ₹ 130 Lakhs on 24 March 2019, 24 March 2020, 24 March 2021, 24 March 2022 and 24 March 2023 and the interest rate is payable @ 6 months USD LIBOR Rate + 5.00 % at half yearly rests. (b) The principal Amount of ₹ 900 Lakhs taken by the Group is to be paid in 15 Equal Instalments of ₹ 60 Lakhs each from Dec 2019 to Jun 2023. The interest is payable @ 6 months USD LIBOR Rate + 5.00 % at half yearly rests.	789.94	1,152.17
				789.94	1,152.17
The interest on above term loans from NGI are linked to LIBOR rates. The effective interest rates per annum ranges between +5.31 % to + 6.40 %.					
ii.	Optionally convertible preference shares		Refer note (2.13.1) below	1462.99	1380.61
iii	Redeemable Preference Shares		Refer note (2.13.2) below	385.08	378.61
				1,848.07	1,759.22

2.13.1 The Holding company has issued 929,412 Nos of Optionally Convertible Non-Cumulative Preference Shares (OCPS) with a face value of ₹ 170/- each for cash at par on a preferential basis to M/s. Nitta Gelatin Inc., Japan, a significant shareholder. Each holder of Preference shares is entitled to a preferential right for fixed dividend of 5.4029% (5 % + 6 months USD LIBOR as on record date ie, 17.04.2015) per annum on the face value of the OCPS, on a non-cumulative basis payable on prorata basis from date of allotment, if declared. The OCPS is convertible into an equal number of equity shares of face value of ₹ 10/- each within 18 months from the date of allotment (i.e 28.04.2015), in one or more financial years, at a price of ₹ 170/- each (inclusive of a premium of ₹ 160/- per share). All outstanding Optionally Convertible Non- Cumulative Preference Shares, which are not converted into equity shares at the end of the 18 months from the date of allotment are redeemable at par at the expiry of seven years from date of allotment or except as is otherwise repayable on the exercise of a put and call option at the expiry of five years from date of allotment subject to such approvals as may be required. No OCPS was converted into equity shares till the completion of the period of 18 months from the date of allotment.

2.13.2 Pursuant to the merger as detailed in Note 2.42, the company had issued 44,44,444 numbers of Redeemable Preference shares of ₹ 10/- each to Nitta Gelatin Inc., as consideration for their equity holding of 48,00,000 shares in the Transferor Company during the financial year 2019-20. These preference shares are redeemable at par at the expiry of seven years from the date of allotment. i.e. 3 April 2019.

Summary of significant accounting policies and other explanatory information to the consolidated financial statements for the year ended 31 March 2021

(All amounts are in ₹ Lakhs, unless otherwise stated)

2.13 Borrowings (Current)

Sl. No.	Particulars	Nature of Security	Repayment details	As at 31 March 2021	As at 31 March 2020
i	Working Capital Loans in Foreign currency from Banks (including Bills discounting & Buyer's Credit)	Secured by the hypothecation of entire current assets of the Group namely inventories, debtors, cash and bank balances, other current assets and loans and advances, present and future and by way of pari passu charge on the Property, Plant and Equipment of the Group. The Interest rate is 1 % to 2.5 % over the LIBOR rates.	The loans are repayable on demand	4,374.01	3,736.56
ii	Cash Credit/Short term loans in Indian Rupee from Banks/Financial Institutions	Secured by the hypothecation of entire current assets of the Group namely inventories, debtors, cash and bank balances, other current assets and loans and advances, present and future and by way of pari passu charge on the Property, Plant and Equipment of the Group. The Interest rate ranges from 7.90 % to 10.05%	The loans are repayable on demand	719.1	1,040.76
				5,093.11	4,777.32

Particulars	As at 31 March 2021	As at 31 March 2020
2.14 Deferred Tax Liabilities (Net)		
Deferred Tax Liability		
Differences between book balance and tax balance of property, plant and equipment	971.70	1,111.32
Timing differences on assessment of income	60.70	93.33
Deferred Tax Assets		
Unabsorbed depreciation and carried forward tax losses	-	(651.84)
Deferred tax impact on fair value changes	(42.76)	(168.00)
Provision for doubtful debts and others	(122.81)	(126.30)
Provision for employee benefits	(127.94)	(91.58)
Mat Credit Entitlement	(599.00)	(396.00)
Others	(6.96)	(26.26)
Deferred Tax Liabilities (Net)	132.93	(255.33)

Movement in Deferred Tax Liabilities/(assets) balances during the year ended 31 March 2021

Particulars	Opening Balance	Recognised in Statement of Profit and Loss	Recognised in Other Comprehensive Income	Closing Balance
Deferred tax liability /(assets)				
Differences between book balance and tax balance of property, plant and equipment	1,111.32	(139.62)	-	971.70
Timing differences on assessment of income	93.33	(32.63)	-	60.70
Deferred tax impact on fair value changes	(168.00)	(80.40)	205.64	(42.76)
Unabsorbed depreciation and carried forward tax losses	(651.84)	651.84	-	-
Provision for doubtful debts and others	(126.30)	3.49	-	(122.81)
Provision for employee benefits	(91.58)	(17.56)	(18.80)	(127.94)
MAT Credit entitlement	(396.00)	(203.00)	-	(599.00)
Others	(26.26)	19.30	-	(6.96)
Deferred Tax Liabilities (Net)	(255.33)	201.42	186.84	132.93

Summary of significant accounting policies and other explanatory information to the consolidated financial statements for the year ended 31 March 2021

(All amounts are in ₹ Lakhs, unless otherwise stated)

Movement in Deferred tax liabilities/(assets) balances during the year ended 31 March 2020

Particulars	Opening Balance	Recognised in Statement of Profit and Loss	Recognised in Other Comprehensive Income	Closing Balance
Deferred tax liability/(assets)				
Differences between book balance and tax balance of property, plant and equipment	1,400.73	(289.41)	-	1,111.32
Timing differences on assessment of income	95.02	(1.69)	-	93.33
Deferred tax impact on fair value changes	173.28	(93.65)	(247.63)	(168.00)
Unabsorbed depreciation and carried forward tax losses	(1,205.40)	553.56	-	(651.84)
Provision for doubtful debts and others	(144.00)	17.70	-	(126.30)
Provision for employee benefits	(115.87)	48.89	(24.60)	(91.58)
MAT credit entitlement	(278.00)	(118.00)	-	(396.00)
Others	-	(26.26)	-	(26.26)
Deferred Tax Liabilities (Net)	(74.24)	91.14	(272.23)	(255.33)

2.15 Trade payables

Dues to micro enterprises and small enterprises (refer note (a) below)	220.49	61.36
Dues to creditors other than micro enterprises and small enterprises		
- Related parties(Refer note 2.36):	-	-
Nitta Gelatin Inc	34.12	268.14
- Others	2,204.38	1,838.31
	2,458.99	2,167.81

(a) Dues to micro and small enterprises as defined under the Micro, Small and Medium Enterprises Development Act (MSMED), 2006 to the extent identified and information available with the Group. This has been relied upon by the auditors.

	As at 31 March 2021	As at 31 March 2020
i. Principal amount remaining unpaid (but within due date as per the Micro, Small and Medium Enterprises Development Act, 2006)	220.49	61.36
ii. Interest due thereon remaining unpaid	1.63	1.61
iii. Interest paid by the Group in terms of Section 16 of the Micro, Small and Medium Enterprises Development Act, 2006, along-with the amount of the payment made to the supplier beyond the appointed day during the period.	-	-
iv. Interest due and payable for the period of delay in making payment (which have been paid but beyond the appointed day during the period) but without adding interest specified under the Micro, Small and Medium Enterprises Development Act, 2006	-	-
v. Interest accrued and remaining unpaid	1.63	1.61
vi. Interest remaining due and payable even in the succeeding years, until such date when the interest dues as above are actually paid to the small enterprises	-	-

2.16 Other financial liabilities

	As at 31 March 2021	As at 31 March 2020
Current		
Current maturities of Non Current borrowings	586.00	728.50
Unpaid dividend*	13.84	14.45
Interest accrued and due on borrowings	-	13.22
Interest accrued but not due on borrowings	2.24	4.43
Hedge liability	-	626.12
Employee related liabilities	320.86	333.77
Creditors for capital goods	9.98	9.21
Others	19.22	18.16
	952.14	1,747.86

* Earmarked balances with banks for unpaid dividend

Summary of significant accounting policies and other explanatory information to the consolidated financial statements for the year ended 31 March 2021

(All amounts are in ₹ Lakhs, unless otherwise stated)

2.17 Provisions

	As at 31 March 2021	As at 31 March 2020
Non-current		
Provision for employee benefits (net) (Refer note 2.37)		
- Gratuity	94.03	43.84
- Compensated absence	240.93	182.05
	334.96	225.89
Current		
Provision for employee benefits (net)		
- Gratuity	78.68	13.20
- Compensated absence	86.25	55.37
Others (Refer note 2.30)	222.86	222.86
	387.79	297.97

2.18 Other liabilities

	Year ended 31 March 2021	Year ended 31 March 2020
Current		
Statutory dues	73.23	72.38
Deferred Customs duty payable	234.72	-
Advance received from customers	554.25	922.85
	862.20	995.23

2.19 Revenue from operations

	Year ended 31 March 2021	Year ended 31 March 2020
Revenue from Sale of goods		
Sale of products	39,095.12	33,797.15
Other Operating Revenues		
Scrap sale	55.41	52.62
Export Incentive	461.16	361.97
Liabilities/Provision written back	12.00	0.30
Other Miscellaneous income	1.85	4.82
	530.42	419.71
	39,625.54	34,216.86

2.19.1 Disclosure under Ind AS 115 -Revenue from contracts with customers

Disaggregation of revenue from contracts with customers

The management determines that the segment information reported under Note 2.29 Segment reporting is sufficient to meet the disclosure objective with respect to disaggregation of revenue under Ind AS 115 "Revenue from contract with Customers". Hence, no separate disclosures of disaggregated revenues are reported.

The Company's performance obligation are satisfied upon shipment and payment is generally due by 30 to 180 days.

2.19.2 Reconciliation of Revenue from sale of goods with the contracted price

Contracted price	39,190.02	33,931.93
Less : Trade discount, rebates etc	(94.90)	(134.78)
Net Revenue recognised from contracts with customers	39,095.12	33,797.15

2.20 Other Income

Interest Income	37.42	16.92
Interest received on income tax refund	11.00	0.71
Dividend income from non current investments	0.30	0.30
Net gain on foreign currency translation	56.42	82.70
Miscellaneous Income	38.36	60.69
	143.50	161.32

2.21 Cost of materials consumed

Opening Stock	2,100.70	1,638.42
Add: Purchases #	21,291.02	18,521.45
	23,391.72	20,159.87
Less: Closing Stock	2,287.26	2,100.70
	21,104.46	18,059.17

Disclosed based on derived figures

Summary of significant accounting policies and other explanatory information to the consolidated financial statements for the year ended 31 March 2021

(All amounts are in ₹ Lakhs, unless otherwise stated)

	Year ended 31 March 2021	Year ended 31 March 2020
2.22 Changes in inventories of finished goods, work-in-progress		
Opening Stock		
Finished Goods	2,547.97	1,485.57
Work-in-progress	3,709.81	2,947.42
	6,257.78	4,432.99
Less:		
Closing Stock		
Finished Goods	1,972.21	2,547.97
Work-in-progress	4,329.31	3,709.81
	6,301.52	6,257.78
	(43.74)	(1,824.79)
2.23 Employee benefits expense		
Salaries and Wages	3,459.86	3,309.61
Contribution to Provident and Other Funds	357.57	308.41
Workmen and Staff Welfare Expenses	432.50	469.01
Less: Transfer to Research & Development expenditure (Refer Note 2.26.1)	(120.64)	(121.39)
	4,129.29	3,965.64
2.24 Finance costs		
Interest expense - on bank borrowings	204.98	526.46
Other borrowing cost	298.28	251.05
	503.26	777.51
2.25 Depreciation and Amortisation Expense		
Depreciation of tangible assets (Refer note 2.01)	1,540.74	1,547.46
Amortisation of intangible assets (Refer note 2.02)	11.72	15.60
	1,552.46	1,563.06
2.26 Other Expenses		
Consumption of Stores, Spares and Consumables	809.78	797.13
Effluent Discharge Charges	134.69	145.59
Contract labour charges	145.92	165.89
Packing materials Consumed	326.90	307.69
Research and Development Expenditure (See Note 2.26.1)	171.45	146.39
Power, Fuel, Water and Gas	4,415.74	4,381.71
Repairs		
- Building	125.71	183.85
- Plant & Machinery	899.07	1,032.28
- Others	361.44	419.77
Loading, Transportation and Other charges on products	654.49	735.30
Freight on Exports	283.62	193.76
Insurance	105.13	79.46
Rent	36.03	41.84
Rates and Taxes	210.47	245.65
Postage and Telephone	41.34	45.05
Printing & Stationery	18.02	19.61
Travelling and Conveyance	120.11	273.40
Director's sitting fee	11.00	13.04
Payments to Statutory auditor (See Note 2.26.2)	27.34	26.29
Advertisement & Publicity	6.14	23.26
Professional & Consultancy charges	233.60	270.93
Bank Charges	55.11	62.71
Expenses on Corporate Social Responsibility activities (See Note 2.26.3)	29.65	32.78
Loss on assets sold/Written off (Net)	46.66	8.82
Security service charges	246.21	245.25
Provision for impairment on Plant and machinery	200.00	310.73
Net loss on cash flow hedges realised	14.23	-
Miscellaneous Expenses	261.55	288.10
	9,991.36	10,496.28

Summary of significant accounting policies and other explanatory information to the consolidated financial statements for the year ended 31 March 2021

(All amounts are in ₹ Lakhs, unless otherwise stated)

	Year ended 31 March 2021	Year ended 31 March 2020
2.26.1 Details of Research & Development Expenditure		
a) Revenue Expenditure charged to statement of profit & loss		
Salary and allowances	120.64	122.26
Other expenses (Net of recoveries)	50.81	24.13
	171.45	146.39
b) Capital expenditure in relation to tangible fixed assets for Research & Development facilities	24.48	8.87
2.26.2 Payments to Statutory auditor		
Statutory Audit Fees	26.21	25.00
Other Services		
Others (including certification)	0.60	0.55
Reimbursement of Expenses	0.53	0.74
	27.34	26.29
2.26.3 Details of expenses on Corporate Social Responsibility activities		
a. Gross amount required to be spent by the Group during the year	25.59	32.50
b. Amount spent during the year on:		
i. Construction/acquisition of any asset	-	-
ii. On purposes other than (i) above	29.65	32.78
2.27 Earnings per share (EPS) (basic and diluted)		
a) Profit after tax attributable to equity shareholders	1,738.52	1,124.16
b) Weighted average number of shares outstanding	9079160	9079160
c) Nominal value of shares (₹)	10	10
d) Basic earning per share (₹)	19.15	12.38
e) Number of equity shares used to compute diluted earnings per share	9079160	9079160
f) Diluted earnings per share (₹)	19.15	12.38
	As at	As at
	31 March 2021	31 March 2020
2.28 Assets pledged as security		
The carrying amounts of assets pledged as security for current and non-current borrowings are:		
Current		
First charge		
Financial assets		
Trade receivables	6,252.25	3,427.95
Cash and Cash Equivalents	92.43	136.50
Bank balances other than cash and cash equivalents	174.80	88.87
Other financial assets	279.94	110.62
Inventories	9,288.93	9,126.45
Other current assets	388.43	582.26
Total current assets pledged as securities	16,476.78	13,472.65
Non-current		
First charge		
Property, plant and equipment (PPE) and capital work-in-progress	11,429.77	12,441.52
Total non-current assets pledged as securities	11,429.77	12,441.52
Total assets pledged as security	27,906.55	25,914.17
2.29 Segment Information		
The Group is engaged in the manufacture and sale of products which form part of one product group which represents one operating segment, as the Chief Operating Decision Maker (CODM), reviews business performance at an overall company level. Entity-wide disclosure as required by Ind AS 108 "Operating Segment" are as follows:		
(i) Revenues from external customers for each product or each group of similar products:		
Particulars	Year ended	Year ended
	31 March 2021	31 March 2020
Sales by Products	39,095.12	33,797.15
	39,095.12	33,797.15

Summary of significant accounting policies and other explanatory information to the consolidated financial statements for the year ended 31 March 2021

(All amounts are in ₹ Lakhs, unless otherwise stated)

2.29 Segment Information (cont'd)

(ii) Revenues from external customers attributed to the Group's country of domicile and attributed to all foreign countries from which the Group derives revenues:

Particulars	Year ended 31 March 2021	Year ended 31 March 2020
India	17,660.00	20,130.01
Outside India	21,435.12	13,667.14
	39,095.12	33,797.15

(iii) Non-current assets (other than financial instruments, non current tax and deferred tax assets) located in the Group's country of domicile and in all foreign countries in which the Group holds assets:

Particulars	Year ended 31 March 2021	Year ended 31 March 2020
India	12,093.66	13,342.21
Outside India	-	-
	12,093.66	13,342.21

(iv) The following table gives details in respect of percentage of revenues generated from top customer and revenues from transactions with customers amounting to 10 percent or more of Group's revenues from product sale:

Particulars	Year ended 31 March 2021	Year ended 31 March 2020
Revenue from top customer	12,877.90	7,441.90
Revenue from customers contributing 10% or more to the Group's revenues from product sale	22,065.74	15,755.79

2.30 Provisions and Contingent Liabilities**2.30.1 Provisions**

Nature of Provision	Balance as at 01.04.2020	Additional Provision during the year	Amounts used/ charged during the year	Unused amounts reversed	Balance as at 31.03.2021
Provision for Central Excise Duty. (refer Note 2.30.1 (i))	132.29 (132.29)	- -	- -	- -	132.29 (132.29)
Provision for Central Sales Tax (refer Note 2.30.1 (ii))	28.74 (28.74)	- -	- -	- -	28.74 (28.74)
Provision for Water Cess (refer Note 2.30.2 (iv))	61.83 (61.83)	- -	- -	- -	61.83 (61.83)

(Figures in brackets represents corresponding figure for the previous financial year)

2.30.1(i) Central Excise authorities have issued show cause notices proposing to withdraw CENVAT credit availed by the Holding Company on Hydrochloric Acid used in the manufacture of Ossein consumed for Gelatin production amounting to ₹ 350.75 Lakhs (31 March 2020: ₹ 350.75 Lakhs) which has been disputed by the holding Company. Though no demand has been raised by the department, based on legal advice received, the company has created a provision of ₹ 132.29 Lakhs (31 March 2020 : ₹ 132.29 Lakhs) as a matter of prudence and the balance amount of ₹ 218.45 Lakhs (31 March 2020: ₹ 218.45 Lakhs) has been disclosed as a contingent liability.

2.30.1(ii) The Central Sales Tax authorities had raised demand on assessment for an earlier year amounting to ₹ 28.74 Lakhs (31 March 2020: ₹ 28.74 Lakhs) which has been disputed in appeal. Though the management is of the opinion that these demands are not fully sustainable, provision has been created in the accounts for the aforesaid amount as a matter of prudence.

2.30.2 Contingent Liabilities not provided for:

Particulars	Year ended 31 March 2021	Year ended 31 March 2020
1. Claims against the Company not acknowledged as debts:		
a. Income Tax (refer note 2.30.2(i))	167.61	167.61
b. Sales Tax (refer note 2.30.2(ii))	776.09	783.94
c. Excise Duty (refer note 2.30.1 (i) and note 2.30.2(iii))	300.50	297.12
d. Water Cess (refer note 2.30.2(iv))	653.01	653.01
e. Customs Duty (refer note 2.30.3)	1,968.36	1,968.36
2. Counter Guarantee issued in favour of bankers	1096.55	549.62
	4,962.12	4,419.66

Summary of significant accounting policies and other explanatory information to the consolidated financial statements for the year ended 31 March 2021

(All amounts are in ₹ Lakhs, unless otherwise stated)

2.30.2(i) The Income tax authorities has made certain disallowances on assessments completed for earlier years, which are pending on appeal before the appellate authority. In the opinion of the management no provision is considered necessary for the same at this stage. The Holding Company has received tax orders from the Income tax authorities reducing brought forward losses (including unabsorbed depreciation) amounting to ₹ 928.71 Lakhs (31 March 2020 : ₹ 928.71 Lakhs), primarily on denial of certain expenditure upon completion of tax assessment for the assessment years 2006-07, 2007-08, 2008-09, 2012-13, 2013-14 and 2014-15. There is no tax demand on account of the above. The Holding Company's appeal against the said demands are pending before appellate authorities in various stages of litigation. Further, the Holding Company has received tax orders from the transfer pricing authorities reducing brought forward losses (including unabsorbed depreciation) amounting to ₹ 512.07 Lakhs (31 March 2020: ₹ 512.07 Lakhs), primarily on transfer pricing adjustments upon completion of tax assessment for assessment years 2006-07, 2007-08 and 2008-09. There is no tax demand on account of the above. The Holding Company's appeal against the said demands are pending before appellate authorities in various stages of litigation. The Holding Company is contesting these litigations and the management believes that its position will be likely to be upheld in the appellate process and therefore will not impact these financial statements. Consequently no provision has been created in the financial statements for the above.

2.30.2(ii) The sales tax authorities had raised demands on assessment for some earlier years amounting to ₹ 776.09 Lakhs (31 March 2020: ₹ 783.94 Lakhs) (net of bank guarantees), excluding interest on demand not quantified by the management, which had been disputed by the Holding Company on appeal. Based on legal advice, no provision is considered necessary towards the said demands and the amount involved is disclosed as contingent liability.

2.30.2(iii) Includes demands raised by the Central Excise Authorities (including penalty thereon but excluding interest) for higher excise duties on a product of the Holding Company and towards cenvat credits availed aggregating to ₹ 7.21 Lakhs (31 March 2020: ₹ 7.21 Lakhs) which have been disputed by the Holding Company before the appellate authorities; and show cause notices received from such authorities for service tax on certain deemed services and ineligible cenvat credit availed aggregating to ₹ 74.84 Lakhs (31 March 2020: ₹ 71.46 Lakhs), which have been represented before adjudicating authorities. In the opinion of the management these demands/show cause notices issued are not sustainable, so no provision is considered at this stage.

2.30.2(iv) During an earlier year, an amount of ₹ 714.84 Lakhs was demanded as water cess for extraction of river water for industrial use during the period from 01 April 1979 to 31 December 2010, in accordance with a Government Order issued on 25 July 2009. The Holding Company had been legally advised that the demands may not be fully sustainable in law and had filed a writ petition before the Hon'ble High Court of Kerala against the proceedings, which is pending.

The Holding Company had also made a representation to the Secretary (Water resources), Government of Kerala which is pending consideration of the Government. Pursuant to discussions with Government authorities, the Holding Company had entered into an agreement for payment of such charges for the periods subsequent to 01 January 2011. Further, a provision of ₹ 61.83 Lakhs towards disputed charges for the period from 25 July 2009 to 31 December 2010, being periods subsequent to issue of the Government order, was made in the accounts in an earlier year as a matter of prudence.

In the opinion of the management, based on independent legal advice, no provision is considered necessary for charges for periods from 01 April 1979 to 24 July 2009 amounting to ₹ 653.01 Lakhs, being periods prior to the issue of the Government order which has been disclosed as contingent liability.

2.30.3 The customs authorities have issued show cause notice-cum-demand proposing classify/reassess import of a certain item of raw materials, which has been objected by the Holding Company. During an earlier year, the Commissioner of Customs had issued an order confirming demand of ₹ 877.15 Lakhs along with a penalty of ₹1091.21 Lakhs. The Holding Company has filed appeal before the appellate authorities which is pending for disposal at this stage. As per the independent legal advice, the proposal of the department is legally incorrect and the matter has not reached finality as the appellate proceedings are pending for adjudication and hence no provision is considered necessary at this stage.

2.31 Estimated amount of contracts remaining to be executed on capital account ₹ 125.57 Lakhs (31 March 2020: ₹ 151.12 Lakhs)

2.32 In respect of raw materials imported at concessional rate of duty under the Advance Authorisation Scheme, the Holding Company has fulfilled the export obligation which is required to be fulfilled as per the Licensing Norms and has settled the differential duty along with Interest for the portion of raw material which is used for domestic market requirements. However for certain portion of the material exported, the advance license number was not endorsed in the shipping bill due to oversight. The Holding Company is in the process of getting the endorsement effected by Customs Department for the exports so effected. The Holding Company's, application for endorsement of Advance Authorisation Number in the shipping bill for exports is pending for disposal before the Customs Authorities at this stage. Since the Holding Company's dispute on classification/reassessment of the raw material is pending for adjudication before the appellate tribunal and based on the legal advice received, the Holding Company is hopeful of a favourable decision. As on 31 March 2021 the Holding Company has created a provision of ₹ 68.28 Lakhs towards the duty along with applicable interest on the same as a matter of prudence.

2.33 In the opinion of the management, Current financial assets and Other current assets, have the value at which they are stated in the Balance Sheet, if realised in the ordinary course of business.

2.34 Leases

Rental expense recorded for short-term leases during the year ended 31 March 2021 is ₹ 36.03 Lakhs (31 March 2020: ₹ 41.84 Lakhs).

The Group's significant leasing arrangements, other than land, are in respect of office premises and warehouses taken on lease for which rent expenses has been charged to profit and loss. The arrangements generally range between 4 months to 11 months and are usually renewable by mutual consent on mutually agreeable terms. Under these arrangements, generally refundable interest free deposits have been given.

The Group's lease asset classes consist of leases for land, refer note 2.01 to the financial statements. The Group has not entered into any other material lease arrangements.

Summary of significant accounting policies and other explanatory information to the consolidated financial statements for the year ended 31 March 2021

(All amounts are in ₹ Lakhs, unless otherwise stated)

2.35 Income Tax

The major components of income tax expense are:

Particulars	Year ended 31 March 2021	Year ended 31 March 2020
Current income tax:		
Current income tax charge	552.45	326.17
Income Tax Relating to earlier years*	(14.71)	(310.97)
MAT credit entitlement	(203.00)	(118.00)
Relating to the origination and reversal of temporary differences	404.42	209.14
Income tax expense reported in Statement of Profit and Loss	739.16	106.34
Deferred tax related to items recognised in OCI		
Income tax relating to re-measurement gains on defined benefit plans	(48.60)	(24.60)
Income tax relating to measurement of financial assets through OCI	1.46	(1.08)
Income tax relating to gain on cash flow hedges	233.98	(246.55)
	186.84	(272.23)

*During the current financial year, the Subsidiary Company M/s Bamni Proteins Ltd has reversed excess provision provided in the books of accounts amounting to ₹ 14.71 Lakhs with respect to the Assessment years 2013-14, 2014-15 and 2017-18. During the previous financial year, the Income Tax Appellate Tribunal has passed appellate orders in favour of the Holding Company with respect to the Assessment years 2009-10 and 2010-11. Consequently, the provision for Income tax ₹ 310.97 Lakhs carried in the books relating to these assessment years have been reversed in the previous financial year.

The Holding Company has evaluated the impact of the newly introduced Section 115BAA of the Taxation Laws (Amendment) Ordinance, 2019 and has decided not to opt for the same in view of the carry forward losses and MAT Credit carried by the Holding Company in the tax books. The subsidiary M/s Bamni Proteins Limited has opted for lower rate of tax according to the newly introduced Section referred above .

Particulars	Year ended 31 March 2021	Year ended 31 March 2020
Reconciliation of deferred tax (net)		
Opening balance	(255.33)	(74.24)
Tax credit/(expense) during the year recognized in statement of profit and loss	404.42	209.14
Tax expense during the year recognised in OCI	186.84	(272.23)
MAT credit utilisation	(203.00)	(118.00)
Closing balance	132.93	(255.33)
Reconciliation of tax expense and the accounting profit multiplied by India's domestic tax rate		
Accounting profit before tax and exceptional item	2,531.95	1,341.31
Tax on accounting profit at statutory income tax rates	825.07	390.59
Tax Effect of:		
Non deductible expenses	(8.18)	9.39
Tax incentives and exempt income	(97.15)	(86.58)
Tax effect of change in tax rates	-	(25.92)
Income tax relating to earlier years	-	(310.97)
Effect of lower tax rate in subsidiary	-	(33.54)
Adjustment of tax with respect to earlier years	-	76.78
Others	19.42	86.59
Tax expense recognised in the Statement of Profit and Loss	739.16	106.34

There are no unrecognised Deferred tax assets as on 31 March 2021.

Summary of significant accounting policies and other explanatory information to the consolidated financial statements for the year ended 31 March 2021

(All amounts are in ₹ Lakhs, unless otherwise stated)

2.36 Disclosure of Related Party Transactions in accordance with Ind AS 24 - Related Party Disclosures

A. Related parties and nature of relationship

- | | |
|--|---|
| i. Nitta Gelatin Inc. | - Enterprise having substantial interest in the Holding Company |
| ii. Nitta Gelatin NA Inc. | - Subsidiary of Nitta Gelatin Inc |
| iii. Nitta Gelatin Canada Inc. | - Subsidiary of Nitta Gelatin Inc |
| iv. K.T Chandy Seiichi Nitta Foundation | - Trust controlled by the Holding Company |
| v. Kerala State Industrial Development Corporation | - Enterprise having substantial interest in the Holding Company |

vi. Key Managerial Personnel

Mr. Sajiv K. Menon	Managing Director
Dr. Shinya Takahashi	Whole Time Director
Dr. K. Ellangovan	Non Executive Director
Mr. S. Harikishore	Non Executive Director
Mr. M.G. Rajamanickam	Non Executive Director
Dr. K. Cherian Varghese	Independent Director
Mr. E. Nandakumar	Independent Director
Mrs. Radha Unni	Independent Director
Dr. Justice M. Jaichandren	Independent Director
Mr. Yoichiro Sakuma	Independent Director

**Summary of significant accounting policies and other explanatory information
to the consolidated financial statements for the year ended 31 March 2021**

(All amounts are in ₹ Lakhs, unless otherwise stated)

B. Detail of transactions

Nature of Transaction	Enterprise having substantial interest in the Holding Company and its Subsidiaries/ Trust controlled by the Holding Company		Key Management Personnel		Total	
	31 March 2021	31 March 2020	31 March 2021	31 March 2020	31 March 2021	31 March 2020
Sale and Income						
1 Sale of Goods						
Nitta Gelatin Inc	12,877.90	8136.88	-	-	12,877.90	8136.88
Nitta Gelatin NA Inc	5,677.65	3,962.19	-	-	5,677.65	3,962.19
Purchase and Expenses						
1 Commission expense:						
Nitta Gelatin Inc						
- For Sale of Gelatin	15.35	9.54	-	-	15.35	9.54
- For Sale of Peptide	0.78	4.60	-	-	0.78	4.60
2 Rebate/Discount expense:						
Nitta Gelatin Inc	-	8.57	-	-	-	8.57
Nitta Gelatin NA Inc	-	2.39	-	-	-	2.39
3 Technical Assistance Fee:						
Nitta Gelatin Inc	21.07	20.11	-	-	21.07	20.11
4 Interest expense on External Commercial Borrowings						
Nitta Gelatin Inc	100.18	101.15	-	-	100.18	101.15
5 Interest expense on loans						
Kerala State Industrial Development Corporation	37.76	83.72	-	-	37.76	83.72
6 Reimbursement of Expenses (Net):						
Nitta Gelatin Inc	33.11	24.24	-	-	33.11	24.24
7 Donations/Corporate Social Responsibility contribution						
K.T.Chandy Seiichi Nitta Foundation (See Note 3.29.3)	26.23	42.36	-	-	26.23	42.36
8 Remuneration (refer note (a) and (b) below)						
Mr. Sajiv K. Menon	-	-	111.15	170.56	111.15	170.56
Dr. Shinya Takahashi	-	-	24.54	24.47	24.54	24.47
Mr. E.Kesavan (Apr 20 - Dec 20)	-	-	29.32	34.32	29.32	34.32
9 Sitting fees						
Dr. K. Ellangovan	-	-	1.00	0.61	1.00	0.61
Mrs. Sharmila Mary Joseph	-	-	-	0.18	-	0.18
Mr. S. Harikishore	-	-	0.50	-	0.50	-
Dr. K Cherian Varghese	-	-	1.75	3.34	1.75	3.34
Mr. E. Nandakumar	-	-	3.00	3.16	3.00	3.16
Mrs.Radha Unni	-	-	2.50	2.55	2.50	2.55
Mr. M. Jaichandren	-	-	1.25	0.69	1.25	0.69
Mr. Yoichiro Sakuma	-	-	1.00	0.18	1.00	0.18
Dividend paid on equity shares						
Nitta Gelatin Inc	168.76	103.50	-	-	168.76	103.50
Kerala State Industrial Development Corporation	71.56	42.93	-	-	71.56	42.93
Dividend on preference shares						
Nitta Gelatin Inc	119.18	85.37	-	-	119.18	85.37

Notes:

a) Does not include gratuity and compensated absences as these are provided in the books on the basis of actuarial valuation for the Company as a whole and hence individual figures cannot be determined.

b) During the current year, the Managerial remuneration paid to Mr. E. Kesavan, erstwhile Managing Director of the Subsidiary Company is in excess of the limits laid down under Section 197 of the Companies Act 2013 by Rs.8.07 lakhs. The Subsidiary Company is in the process of obtaining approval from its share holders as per the provisions of the Companies Act, 2013 at the ensuing annual general meeting for such excess remuneration.

Summary of significant accounting policies and other explanatory information to the consolidated financial statements for the year ended 31 March 2021

(All amounts are in ₹ Lakhs, unless otherwise stated)

2.36 Disclosure of Related Party Transactions in accordance with Ind AS 24 - Related Party Disclosures (cont'd)
C. Balance outstanding as at year end:

Nature of Transaction	Enterprise having substantial interest in the Holding Company and its Subsidiaries/Trust controlled by the Holding Company		Total	
	31 March 2021	31 March 2020	31 March 2021	31 March 2020
Receivables				
- Nitta Gelatin Inc	1,961.81	517.48	1,961.81	517.48
- Nitta Gelatin NA Inc	1,681.65	1,024.58	1,681.65	1,024.58
Payables				
- Nitta Gelatin Inc				
Term loan	789.94	1,152.17	789.94	1,152.17
Other payables	34.12	268.14	34.12	268.14
- Nitta Gelatin NA Inc				
Other payables	23.60	-	23.60	-
- Kerala State Industrial Development Corporation				
Term loan	257.38	653.53	257.38	653.53

D. Transaction with related parties

In accordance with the applicable provisions of the Income Tax Act, 1961, the Group is required to use certain specified methods in assessing that the transactions with the related parties, are carried out at an arm's length price and is also required to maintain prescribed information and documents to support such assessment. The appropriate method to be adopted will depend on the nature of transactions/class of transactions, class of associated persons, functions performed and other factors as prescribed. Based on certain internal analysis carried out, management believes that transactions entered into with the related parties were carried out at arm's length prices. The Group is in the process of updating the transfer pricing documentation for the financial year ended 31 March 2021. In opinion of the management, the same would not have an impact on these financial statements. Accordingly, these financial statements do not include the effect of the transfer pricing implications, if any.

Summary of significant accounting policies and other explanatory information to the consolidated financial statements for the year ended 31 March 2021

(All amounts are in ₹ Lakhs, unless otherwise stated)

2.37 A. Defined benefit plan

The Group has gratuity fund for its employees. The Company provides for gratuity for employees as per the Payment of Gratuity Act, 1972. Employees who are in continuous service for a period of 5 years are eligible for gratuity at the rate of 15 days basic salary for each year of service until the retirement age. As at 31 March 2021 and 31 March 2020 the plan assets were invested in insurer managed funds.

The following tables set out the funded status of gratuity plans and the amount recognized in Group's financial statements:

Particulars	Year ended 31 March 2021	Year ended 31 March 2020
1 The amounts recognized in the Balance Sheet are as follows:		
Present value of the obligation as at the end of the year	1,074.49	908.55
Fair value of plan assets as at the end of the year	(894.58)	(845.49)
Net liability recognized in the Balance Sheet	179.91	63.06
2 Changes in the present value of defined benefit obligation		
Defined benefit obligation as at beginning of the year	908.55	841.64
Service cost	65.58	57.06
Interest cost	62.50	65.67
Actuarial losses/(gains) arising from	-	-
- change in demographic assumptions	-	-
- change in financial assumptions	163.79	87.52
- experience variance (i.e. Actual experiences assumptions)	-	-
Benefits paid	(125.93)	(143.34)
Defined benefit obligation as at the end of the year	1,074.49	908.55
3 Changes in the fair value of plan assets		
Fair value as at the beginning of the year	845.49	836.84
Return on plan assets	62.33	66.95
Actuarial (losses)/gains	(8.12)	(8.38)
Contributions	120.00	93.42
Benefits paid	(125.12)	(143.34)
Fair value as at the end of the year	894.58	845.49
Description of Plan Assets		
Insurer Managed Funds (LIC of India)	894.58	845.49
<i>Assumptions used in the above valuations are as under:</i>		
Discount rate	7.04%	7.50%
Salary increase	5.50%	5%
Superannuation age	58	58
Attrition rate	4%	3%
Mortality	Indian Assured Lives Mortality[1994-96] Ultimate	
4 Net gratuity cost for the year ended 31 March 2021 and 31 March 2020 comprises of following components.		
Service cost	65.58	57.06
Net interest cost on the net defined benefit liability	0.17	7.10
Net defined benefit expense debited to statement of profit and loss	65.75	64.16
5 Remeasurement (gain)/loss recognised in other comprehensive income		
Change in financial assumptions	(171.91)	(87.52)
Experience variance (i.e. actual experience vs assumptions)	-	-
Return on plan assets, excluding amount recognized in net interest expense	-	-
Change in demographic assumptions	-	-
Components of defined benefit costs recognized in other comprehensive income	(171.91)	(87.52)

Summary of significant accounting policies and other explanatory information to the consolidated financial statements for the year ended 31 March 2021

(All amounts are in ₹ Lakhs, unless otherwise stated)

2.37 B. Defined contribution plan

The Group provides benefits in the nature of defined contribution plans viz, provident fund, employee state insurance scheme and superannuation fund for qualifying employees. Under these Schemes, the Group is required to contribute a specified percentage of the payroll costs to fund the benefits. The Group recognised ₹ 292.31 Lakhs (31 March 2020: ₹ 295.21 Lakhs) towards contribution for mentioned funds in the Statement of Profit and Loss. The contributions payable to these plans by the Group are at rates specified in the rules of the Schemes.

C. Sensitivity analysis

Description of Risk Exposures

Valuations are performed on certain basic set of pre-determined assumptions which may vary over time. Thus, the Group is exposed to various risks in providing the above benefit which are as follows:

Interest Rate Risk: The plan exposes the Group to the risk of fall in interest rates. A fall in interest rates will result in an increase in the ultimate cost of providing the above benefit and will thus result in an increase in the value of liability (as shown in financial statements).

Liquidity Risk: This is the risk that the Group is not able to meet the short term benefit payouts. This may arise due to non availability of enough cash/cash equivalent to meet the liabilities or holding of illiquid assets not being sold in time.

Salary Escalation Risk: The present value of the above benefit plan is calculated with the assumption of salary increase rate of plan participants in future. Deviation in the rate of increase in salary in future for plan participants from the rate of increase in salary used to determine the present value of obligation will have a bearing on the plan's liability.

Demographic Risk: The Group has used certain mortality and attrition assumptions in valuation of the liability. The Group is exposed to the risk of actual experience turning out to be worse compared to the assumption.

Regulatory Risk: Gratuity benefit is paid in accordance with the requirements of the Payment of Gratuity Act, 1972 (as amended from time to time). There is a risk of change in regulations requiring higher gratuity payouts (for example, increase in the maximum liability on gratuity of ₹ 20,00,000).

Asset Liability Mismatching or Market Risk: The duration of the liability is longer compared to duration of assets exposing the Group to market risks for volatilities/fall in interest rate.

Investment Risk: The probability or likelihood of occurrence of losses relative to the expected return on any particular investment.

Significant actuarial assumptions for the determination of the defined benefit obligation are discount rate, expected salary increase and mortality. The sensitivity analysis below have been determined based on reasonably possible changes of the assumptions occurring at the end of the reporting period, while holding all other assumptions constant. The results of sensitivity analysis is given below:

Increase/(decrease) on present value of defined benefits obligations at the end of the year

Particulars	Year ended 31 March 2021		Year ended 31 March 2020	
	Increase by 1%	Decrease by 1%	Increase by 1%	Decrease by 1%
Discount Rate (- / + 1%)	(77.17)	88.92	(80.99)	95.33
Salary Growth Rate (- / + 1%)	87.95	(77.61)	87.45	(75.66)
Attrition rate (- / + 1%)	1.54	(1.60)	(3.32)	(8.02)

Sensitivity analysis presented above may not be representative of the actual change in the defined benefit obligation as it is unlikely that the change in assumptions would occur in isolation of one another as some of the assumptions may be correlated. There are no changes from the previous period in the methods and assumptions used in preparing the sensitivity analysis.

There is no change in the method of valuation for the prior period.

2.38 Fair value measurements

(i) Financial instruments by category

The carrying value and fair value of financial instruments by categories as of 31 March 2021 were as follows:

Particulars	Notes	Amortised cost	Financial assets/liabilities at FVTPL	Financial assets/liabilities at FVTOCI
Assets:				
Investments	2.03	-	-	94.20
Cash and cash equivalents	2.09	92.43	-	-
Bank balances other than cash and cash equivalents	2.10	174.80	-	-
Trade receivable	2.08	6,252.25	-	-
Loans	2.04	420.66	-	-
Other financial assets	2.05			
Advances recoverable in cash or in kind		75.06	-	-
Hedge asset		-	188.46	-
Interest receivable		10.49	-	-
Others		30.81	-	-
Total		7,056.50	188.46	94.20

**Summary of significant accounting policies and other explanatory information
to the consolidated financial statements for the year ended 31 March 2021**

(All amounts are in ₹ Lakhs, unless otherwise stated)

2.38 Fair value measurements (cont'd)

Particulars	Notes	Amortised cost	Financial assets/liabilities at FVTPL	Financial assets/liabilities at FVTOCI
Liabilities:				
Borrowings	2.13	7,422.38	-	-
Trade payable	2.15	2,458.99	-	-
Other financial liabilities	2.16			
Current maturities of long term borrowings		586.00	-	-
Unpaid Dividend		13.84	-	-
Employee related liabilities		320.87	-	-
Interest accrued but not due on borrowings		2.24	-	-
Creditors for capital goods		9.98	-	-
Others - Recoveries Payable		19.23	-	-
Total		10,833.53	-	-

The carrying value and fair value of financial instruments by categories as of 31 March 2020 were as follows:

Particulars	Notes	Amortised cost	Financial assets/liabilities at FVTPL	Financial assets/liabilities at FVTOCI
Assets:				
Investments	2.03	-	-	87.17
Cash and cash equivalents	2.09	136.50	-	-
Bank balances other than cash and cash equivalents	2.10	88.87	-	-
Trade receivable	2.08	3,427.95	-	-
Loans	2.04	424.86	-	-
Other financial assets	2.05			
Balances with Bank - Deposit Accounts		91.16	-	-
Earmarked balances with banks for unpaid dividend		14.45	-	-
Advances recoverable in cash or in kind		75.95	-	-
Interest receivable		12.25	-	-
Others		22.42	-	-
Total		4,294.41	-	87.17
Liabilities:				
Borrowings	2.13	7,646.24	-	-
Trade payable	2.15	2,167.81	-	-
Other financial liabilities	2.16			
Current maturities of long term borrowings		728.50	-	-
Unpaid Dividend		14.45	-	-
Employee related liabilities		333.77	-	-
Interest accrued and due on borrowings		13.22	-	-
Interest accrued but not due on borrowings		4.43	-	-
Creditors for capital goods		9.21	-	-
Hedge Liability			626.12	-
Others - Recoveries Payable		18.16	-	-
Total		10,935.79	626.12	-

The management assessed that the fair value of cash and cash equivalents, trade receivables, loans, other financial assets, trade payables and working capital loans approximate the carrying amount largely due to short-term maturity of this instruments.

The fair value of the financial assets and liabilities is included at the amount at which the instrument could be exchanged in a current transaction between willing parties, other than in a forced or liquidation sale.

(ii) Fair value of financial assets and liabilities measured at amortised cost

The management assessed that for amortised cost instruments, fair value approximate largely to the carrying amount.

(iii) Fair value hierarchy

Financial assets and financial liabilities measured at fair value in the statement of financial position are grouped into three Levels of a fair value hierarchy. The three Levels are defined based on the observability of significant inputs to the measurement, as follows:

Level 1: quoted prices (unadjusted) in active markets for financial instruments.**Level 2:** the fair value of financial instruments that are not traded in an active market is determined using valuation techniques which maximise the use of observable market data rely as little as possible on entity specific estimates.**Level 3:** If one or more of the significant inputs is not based on observable market data, the instrument is included in level 3.

Summary of significant accounting policies and other explanatory information to the consolidated financial statements for the year ended 31 March 2021

(All amounts are in ₹ Lakhs, unless otherwise stated)

2.38 Fair value measurements (cont'd)

a) Assets and liabilities measured at fair value - recurring fair value measurement

As at 31 March 2021	Notes	Level 1	Level 2	Level 3	Total
Assets measured at fair value					
Non current investments	2.03	15.30	-	78.90	94.20
Derivatives designated as cash flow hedges					
Foreign exchange forward contracts	2.16	-	188.46	-	188.46
As at 31 March 2020	Notes	Level 1	Level 2	Level 3	Total
Assets measured at fair value					
Investments	2.03	8.27	-	78.90	87.17
Derivatives designated as cash flow hedges					
Foreign exchange forward contracts	2.16	-	(626.12)	-	(626.12)

Foreign exchange forward contracts are valued using valuation techniques, which employs the use of market observable inputs. The valuation techniques uses the exchange rates provided by banks for revaluation of balance in forward contracts as on the reporting dates.

(iv) Valuation technique used to determine fair value

Specific valuation techniques used to value financial instruments include:

- the fair value of quoted investments is determined using the market value for the investment. The fair value estimates are included in level 1.
- the fair value of foreign exchange forward contracts is determined using market observable inputs, including prevalent forward rates for the maturities of the respective contracts and interest rate curves as indicated by banks and third parties.
- the fair value of other equity instruments have been computed based on income approach using a discounted cash flow model, which discounts the estimated cash flows using the appropriate discount rates.

2.39 Financial risk management

The Group's activities expose it to a variety of financial risks: market risk, credit risk and liquidity risk. The Group's focus is to foresee the unpredictability of financial markets and seek to minimize potential adverse effects on its financial performance. The primary market risk to the Group is foreign exchange exposure risk. The Group uses derivative financial instruments to mitigate foreign exchange related risk exposures. The Group's exposure to credit risk is influenced mainly by the individual characteristic of each customer.

The Group's risk management activity focuses on actively securing the Group's short to medium-term cash flows by minimising the exposure to volatile financial markets. Long-term financial investments are managed to generate lasting returns.

The Group does not actively engage in the trading of financial assets for speculative purposes nor does it write options. The most significant financial risks to which the Group is exposed are described below.

(A) Credit risk analysis

Credit risk is the risk that a counterparty fails to discharge an obligation to the Group, resulting in a financial loss. The Group is exposed to this risk for various financial instruments. The Group's maximum exposure to credit risk is limited to the carrying amount of financial assets, as summarised below:

Assets under credit risk	As at 31 March 2021	As at 31 March 2020
Trade receivable	6,252.25	3,427.95
Loans to employees	8.23	8.80
Security deposit	412.43	416.06
Balance with bank-Deposit Accounts	11.04	91.16
Earmarked balances with banks for unpaid dividend	13.84	14.45
Advances recoverable in cash or in kind	75.06	75.95
Hedge asset	188.46	-
Interest receivable	10.49	12.25
Investments	94.20	87.17
Cash and Cash Equivalents	92.43	136.50
Other bank balances	174.80	88.87
Others	5.93	22.42
Total	7,339.16	4,381.58

A1 Trade and other receivables

Trade receivables are typically unsecured and are derived from revenue earned from customers primarily located in India, USA, Japan and Europe. Credit risk has always been managed by the Group through credit approvals, establishing credit limits and continuously monitoring the creditworthiness of customers to which the Group grants credit terms in the normal course of business. The Group is exposed to a concentration of customer risk with respect to its trade receivable balances. At the reporting date, trade receivable balance from three customer represented 70 % (2020 - 70 %) of the total trade receivable balances, respectively. On account of adoption of Ind AS 109, Financial Instruments, the Group uses expected credit loss model to assess the impairment loss or gain. The provision for expected credit loss takes into account available external and internal credit risk factors and Group's historical experience for customers.

Summary of significant accounting policies and other explanatory information to the consolidated financial statements for the year ended 31 March 2021

(All amounts are in ₹ Lakhs, unless otherwise stated)

Particulars	As at 31 March 2021	As at 31 March 2020
Balance at the beginning	45.05	45.05
Impairment loss recognised	-	-
Impairment loss reversed	(12.00)	-
Balance at the end	33.05	45.05

A2 Cash and cash equivalents

The credit risk for cash and cash equivalents, and derivative financial instruments is considered negligible, since the counterparties are reputable banks with high quality external credit ratings.

Financial assets that are neither past due nor impaired

Cash and cash equivalents, advances recoverable, loans and advances to employees, security deposit and other financial assets are neither past due nor impaired.

Financial assets that are past due but not impaired

There is no other class of financial assets that is past due but not impaired.

(B) Liquidity risk

Liquidity risk is that the Group might be unable to meet its obligations. The Group manages its liquidity needs by monitoring scheduled debt servicing payments for long-term financial liabilities as well as forecast cash inflows and outflows due in day-to-day business. The data used for analysing these cash flows is consistent with that used in the contractual maturity analysis below. Liquidity needs are monitored in various time bands, usually on a month on month basis. Long-term liquidity needs for a 360-day lookout period are identified monthly. Net cash requirements are compared to available borrowing facilities in order to determine headroom or any shortfalls. This analysis shows that available borrowing facilities are expected to be sufficient over the lookout period.

The Group's objective is to maintain cash and marketable securities to meet its liquidity requirements for 30-day periods at a minimum. This objective was met for the reporting periods. Funding for long-term liquidity needs is additionally secured by an adequate amount of committed credit facilities and the ability to sell long-term financial assets.

As at 31 March 2021, the Group's non-derivative financial liabilities have contractual maturities (including interest payments where applicable) as summarised below:

Maturities of financial liabilities

As at 31 March 2021	Less than 1 year	1 year to 5 years	More than 5 years	Total
Borrowings	5,112.99	1,924.31	385.08	7,422.38
Trade payable	2,458.99	-	-	2,458.99
Other financial liabilities	952.16	-	-	952.16
Total	8,524.14	1,924.31	385.08	10,833.53
As at 31 March 2020	Less than 1 year	1 year to 5 years	More than 5 years	Total
Borrowings	4,777.32	2,490.31	378.61	7,646.24
Trade payable	2,167.81	-	-	2,167.81
Other Financial liabilities	1,747.86	-	-	1,747.86
Total	8,692.99	2,490.31	378.61	11,561.91

(C) Market risk

The Group is exposed to market risk through its use of financial instruments and specifically to currency risk, interest rate risk and certain other price risk, which result from both its operating and investing activities.

Foreign exchange risk

The Group operates internationally and a significant portion of the business is transacted in USD, JPY and EURO currencies and consequently the Group is exposed to foreign exchange risk through its sales and purchases from overseas suppliers in various foreign currencies. The Group holds derivative financial instruments such as foreign exchange forward contracts to mitigate the risk of changes in exchange rates on foreign currency exposures. The exchange rate between the rupee and foreign currencies has changed substantially in recent years and may fluctuate substantially in the future. Consequently, the results of the Group's operations are adversely affected as the rupee appreciates/depreciates against these currencies.

Foreign currency denominated financial assets and liabilities which expose the Group to currency risk are disclosed below. These include outstanding derivatives contracts entered into by the Group and unhedged foreign currency exposures.

Summary of significant accounting policies and other explanatory information to the consolidated financial statements for the year ended 31 March 2021

(All amounts are in ₹ Lakhs, unless otherwise stated)

2.39 Financial risk management (cont'd)

Particulars		As at 31 March 2021		As at 31 March 2020	
Included In	Currency	Amount in foreign currency	Amount in ₹ Lakhs	Amount in foreign currency	Amount in ₹ Lakhs
Financial assets					
Trade receivables	USD	50.08	3,655.73	29.14	2,185.97
	EURO	1.09	92.37	1.87	153.39
Financial liabilities					
Trade payables	USD	1.00	73.73	4.78	362.75
	Japanese YEN	27.00	18.13	16.87	11.64
Current Borrowings	USD	56.83	4,200.31	48.32	3,667.13
	EURO	1.99	173.70	0.82	69.43

Conversion rates	Financial Assets			Financial Liabilities		
	USD	EUR	USD	EUR	JPY	
As at 31 March 2021	72.99	84.74	73.91	87.29	0.67	
As at 31 March 2020	75.01	82.03	75.89	84.67	0.69	

Sensitivity

The following table details the Group's sensitivity to a 1% increase and decrease in the ₹ against the relevant foreign currencies net of forward contracts. 1% is the sensitivity rate used when reporting foreign currency risk internally to key management personnel and represents management's assessment of the reasonably possible change in foreign exchange rates. The sensitivity analysis includes only outstanding foreign currency denominated monetary items and adjusts their translation at the year-end for a 1% change in foreign currency rates, with all other variables held constant. A positive number below indicates an increase in profit or equity where ₹ strengthens 1% against the relevant currency. For a 1% weakening of ₹ against the relevant currency, there would be a comparable impact on profit or equity, and the balances below would be negative.

Particulars	Increase	Decrease	Increase	Decrease
	31 March 2021	31 March 2021	31 March 2020	31 March 2020
Sensitivity				
INR/USD	(5.66)	5.66	(14.98)	14.98
INR/EURO	0.92	(0.92)	0.86	(0.86)
INR/YEN	(0.18)	0.18	(0.12)	0.12

Derivative financial instruments

The Group holds derivative financial instruments such as foreign currency forward contracts to mitigate the risk of changes in exchange rates on foreign currency exposures. The counterparty for these contracts is generally a bank or a financial institution. These derivative financial instruments are valued based on quoted prices for similar assets and liabilities in active markets or inputs that are directly or in directly observable in the marketplace.

The following table gives details in respect of outstanding foreign exchange forward contracts.

Particulars	31 March 2021	31 March 2020
Forward Contracts		
In USD (Lakhs)	162.83	157.65

The foreign exchange forward contracts mature within twelve months. The table below analyses the derivative financial instruments into relevant maturity groupings based on the remaining period as of the Balance Sheet date:

Particulars	31 March 2021	31 March 2020
Not later than one month	13.27	16.24
Later than one month and not later than three months	24.28	40.43
Later than three months and not later a year	125.28	100.98

Summary of significant accounting policies and other explanatory information to the consolidated financial statements for the year ended 31 March 2021

(All amounts are in ₹ Lakhs, unless otherwise stated)

C2 Interest rate risk

(i)

Liabilities

The Group's policy is to minimise interest rate cash flow risk exposures on long-term financing. At 31 March 2021, the Group is exposed to changes in market interest rates through bank borrowings at variable interest rates. The Group's investments in fixed deposits all pay fixed interest rates.

Interest rate risk exposure

Below is the overall exposure of the Company to interest rate risk:

Particulars	As at 31 March 2021	As at 31 March 2020
Variable rate borrowing	2,895.39	3,597.42
Fixed rate borrowing	-	-
Total borrowings	2,895.39	3,597.42
Amount disclosed under other current financial liabilities	586.00	728.50
Amount disclosed under borrowings	2,309.39	2,868.92

Sensitivity

Below is the sensitivity of profit or loss in interest rates.

Particulars	31 March 2021	31 March 2020
Interest sensitivity		
Interest rates – increase by 100 basis points (100 bps)	28.95	35.97
Interest rates – decrease by 100 basis points (100 bps)	(28.95)	(35.97)

(ii)

Assets

The Group's fixed deposits are carried at amortised cost and are fixed rate deposits. They are therefore not subject to interest rate risk as defined in Ind AS 107, since neither the carrying amount nor the future cash flows will fluctuate because of a change in market interest rates.

C3

Equity price risk

The Group's listed and non-listed equity securities are susceptible to market price risk arising from uncertainties about future values of the investment securities. The investment in listed and unlisted equity securities are not significant.

2.40

Capital management

For the purpose of the Group's capital management, capital includes issued capital, additional paid in capital and all other equity reserves attributable to the equity holders of the parent. The primary objective of the Group's capital management is to maximise the shareholder value. In order to achieve this overall objective, the Group, amongst other things, aims to ensure that it meets financial covenants attached to the interest-bearing loans and borrowings that define capital structure requirements. Breaches in meeting the financial covenants would permit the bank to immediately call loans and borrowings. There have been no breaches in the financial covenants of any interest-bearing loans and borrowing in the current period.

The Group manages its capital structure and makes adjustments in light of changes in economic conditions and the requirements of the financial covenants. To maintain or adjust the capital structure, the Group may adjust the dividend payment to shareholders, return capital to shareholders or issue new shares. The Group monitors capital using a gearing ratio, which is net debt divided by total capital plus net debt. The Group includes within net debt, interest bearing loans and borrowings, trade payables, less cash.

Particulars	31 March 2021	31 March 2020
Long term borrowings	2,309.39	2,868.92
Current maturities of long term borrowings	586.00	728.50
Short term borrowings	5,112.99	4,777.32
Trade payables	2,458.99	2,167.81
Less: Cash and cash equivalents	-92.43	-136.5
Less: Bank balances other than cash and cash equivalents	-174.80	-88.87
Net debt	10,200.14	10,317.18
Equity	907.92	907.92
Other Equity	16,395.05	14,426.54
Capital and net debt	27,503.11	25,651.64
Gearing ratio	37.09%	40.22%

Summary of significant accounting policies and other explanatory information to the consolidated financial statements for the year ended 31 March 2021

(All amounts are in ₹ Lakhs, unless otherwise stated)

2.41 Disclosure of Additional Information pertaining to the Parent Company and Subsidiary as per Schedule III of the Companies Act, 2013

31 March 2021:

Name of the Company	Net assets (total assets - total liabilities)		Share in Profit/(loss)		Share in other comprehensive income		Share in total comprehensive income	
	As a % of consolidated net assets	Amount	As a % of consolidated profit/(loss)	Amount	As a % of consolidated comprehensive income	Amount	As a % of consolidated total comprehensive income	Amount
Parent Company -								
Nitta Gelatin India Limited	92.71%	16,310.28	99.87%	1,790.44	92.80%	429.51	98.42%	2,219.95
Subsidiary company - Indian								
Bamni Proteins Limited	9.34%	1,644.17	17.15%	307.47	7.2%	33.34	15.11%	340.82
Total		17,954.45		2,097.91		462.85		2,560.77
Consolidation adjustments	-2.05%	(361.29)	-17.02%	(305.12)	0%	-	-13.53%	(305.12)
Total	100%	17,593.16	100%	1,792.79	100%	462.86	100%	2,255.65
Minority Interests in subsidiary	1.65%	290.19	3.03%	54.27	1.27%	5.89	2.67%	60.16

31 March 2020:

Name of the Company	Net assets (total assets - total liabilities)		Share in Profit/(loss)		Share in other comprehensive income		Share in total comprehensive income	
	As a % of consolidated net assets	Amount	As a % of consolidated profit/(loss)	Amount	As a % of consolidated comprehensive income	Amount	As a % of consolidated total comprehensive income	Amount
Parent Company -								
Nitta Gelatin India Limited	91.57%	14,317.31	63.93%	789.54	86.38%	(588.23)	36.34%	201.31
Subsidiary company - Indian								
Bamni Proteins Limited	10.92%	1,707.07	50.84%	627.82	13.62%	(92.76)	96.58%	535.06
Total		16,024.38		1,417.36		(680.99)		736.37
Consolidation adjustments	-2.49%	(388.64)	-14.77%	(182.39)	-	-	-32.92%	(182.39)
Total	100%	15,635.74	100%	1,234.97	100%	(680.99)	100%	553.98
Minority Interests in subsidiary	1.93%	301.28	8.97%	110.81	2.40%	(16.37)	17.05%	94.44

2.42 Business Combination

Pursuant to the Scheme of Merger and Amalgamation (the "Scheme") under Section 230-232 of the Companies Act, 2013, duly approved by the Hon'ble National Company Law Tribunal, Chennai Bench by the Order dated 27th March 2019, erstwhile subsidiary company, M/S. Reva Proteins Limited (the "Transfer or Company") was merged with the Holding Company with effect from 1st April 2017. Accordingly, all the assets and liabilities of the Transfer or Company were transferred to and vested in the Holding Company, on a going concern basis with effect from the appointed date (1 April 2017). During the year the title deeds of Leasehold and Freehold land which was in the name of erstwhile M/s Reva Proteins Limited has been transferred in the name of Nitta Gelatin India Limited (Holding Company). The Holding Company is in the process of completing other statutory registrations.

Summary of significant accounting policies and other explanatory information to the consolidated financial statements for the year ended 31 March 2021

(All amounts are in ₹ Lakhs, unless otherwise stated)

2.43 Events after the Balance sheet date

The Board of Directors of Holding Company have recommended a final dividend of ₹ 3 per share to be paid on equity shares of ₹ 10 each. This equity dividend is subject to approval by share holders at the Annual General Meeting and has not been included as a liability in these financial statements. The proposed equity dividend is payable to all share holders on the Register of Members. Dividends will be taxed in the hands of recipient, hence there will be no liability in the hands of Holding Company.

2.44 Disclosure pursuant to Securities (Listing Obligations and Disclosure Requirements) Regulations, 2015 and Section 186 of the Companies Act, 2013

The details of loans, guarantees and investments under Section 186 of the Companies Act read with the Companies (Meeting of Board and its powers) rules 2014 are as follows:

- i) Details of investments are given in note 2.03.
- ii) Details of loans given are - Nil

2.45 The spread of COVID-19 has impacted the normal operations of the Group to a limited extent during the year. Supply of one of the major raw materials was adversely affected in the first three quarters but has shown some signs of easing in the fourth quarter, and its quality has deteriorated, impacting the yield of final product. The demand for this raw material continues to be higher than supply, resulting in increase in the purchase price. These factors have led to reduction in gross profit margin of the Group for the year ended 31 March 2021. In the opinion of the management, mismatch between demand and supply of this raw material together with quality issues is likely to continue till the COVID-19 related restrictions ease. The market for the products continues to be robust. The Group has taken into account the possible impacts of COVID-19 while preparing the financial results, including but not limited to its assessment of liquidity and going concern assumption, recoverable values of its financial and non-financial assets and impact on revenues and costs. The Group has been able to effectively manage the operations till now with appropriate safety precautions, with minimal impact of COVID-19 on the business. The actual impact of COVID-19 in future may be different from that of this year, depending on how the overall situation especially on availability of raw material evolves. The Group will continue to closely monitor future developments and take appropriate measures to protect the profit margin and to ensure business continuity.

2.46 Prior period/year comparatives have been regrouped/reclassified where necessary to conform with the current period/year classification.

This is the summary of accounting policies and other explanatory information referred to in our report of even date.

For Walker Chandio & Co LLP

Chartered Accountants
Firm's Registration No: 001076N/N500013

Krishnakumar Ananthasivan

Partner
Membership No.: 206229

Place: Kochi
Date: 7 May 2021

For and on behalf of the Board of Directors of Nitta Gelatin India Limited

Sajiv K. Menon
Managing Director
DIN : 00168228

Sahasranaman P.
Chief Financial Officer

E. Nandakumar
Director
DIN : 01802428

G. Rajesh Kurup
Company Secretary



FACTORY IN THE GARDEN

Concept of Garden Factory is successfully experimented at Ossein Division with dedicated butterfly park and thick growth of bamboo plantation. Gelatin Division (in picture) too depicts Companies' affinity for greenery and vegetation.



TECHNOLOGY DRIVEN PLANT

The Gelatin Division is unique for state of the art technology being used in production process.



COMMUNITY INITIATIVES

NGIL extends educational support to children around the factory location, focused mainly on the underprivileged, aimed at their overall personality development.




ENVIRONMENT FRIENDLY

The concept of Miyawaki Forestry lays thrust on clustered growth of selected plants and trees, tendered in a unique way so as to form the woods, or rather shaping up as an initiative for urban forestry. NGIL has one such Miyawaki forest in the making, at the Ossein Division.



Daily dose of **2 spoons**
Keeps **Knee Pain** away

The 3-month* wonder Routine
with CollagenPep



* For best results, take CollagenPep daily for 3 months @ 2 jars per month
This is based on independent studies. Product's result may vary from person to person.



- CollagenPep contains Collagen - A proven supplement for joint pain the world over.
- CollagenPep helps rebuild cartilage, helps reduce knee and joint pain and improves mobility.
- CollagenPep is clinically tested.
- CollagenPep is safe for people with diabetes or high cholesterol.

GELIXER™
CollagenPep™
For healthy joints



Brought to you by

Nitta Gelatin India Limited

(Promoted by KSIDC - A Kerala Govt. Undertaking and Nitta Gelatin Inc., Japan)

For Free Booklet / Info Contact: 18004259111 (Toll Free) / 93872 22324
www.gelixer.com / Available at all leading pharmacies