



GUJARAT THEMIS BIOSYN LIMITED

CIN: L24230GJ1981PLC004878

REGD. OFFICE & FACTORY: 69/C GIDC INDUSTRIAL ESTATE,
VAPI – 396 195, DIST. VALSAD, GUJARAT, INDIA

TEL: 0260-2430027 / 2400639

E-mail: hbm@gtbl.in.net

GTBL/BSE/NSE/2025-26/17

1st August, 2025

The Manager
Corporate Relationship Department
BSE Limited
Floor 25, Phiroze Jeejeebhoy Towers
Dalal Street, Mumbai- 400001
Scrip Code – 506879

The Manager – Listing Department
National Stock Exchange of India Limited
Exchange Plaza,
Bandra Kurla Complex,
Bandra (East), Mumbai- 400051
Symbol: GUJTHEM

Dear Sir / Madam,

Sub: Investor Presentation

In terms of Regulation 30 of the SEBI (Listing Obligations and Disclosure Requirements) Regulations, 2015 (as amended), we submit herewith the Investors' Presentation of the Gujarat Themis Biosyn Limited ('the Company') with respect to Company's Business Overview.

Further, a copy of the same is also available on the website of the Company, viz., <http://www.gtbl.in/>

Kindly take the same on record and acknowledge receipt of the same.

Thanking you,

Yours faithfully,

For **Gujarat Themis Biosyn Limited**

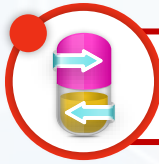
Vineet Gawankar
Company Secretary and Compliance Officer



Gujarat Themis Biosyn Limited

Investor Presentation

Q1 FY2025-26



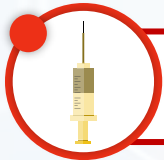
Disclaimer



*This presentation has been prepared by **Gujarat Themis Biosyn Limited (the “Company” or “GTBL”)** solely for information purposes and does not constitute any offer, recommendation or invitation to purchase or subscribe for any securities, and shall not form the basis or be relied on in connection with any contract or binding commitment what so ever. No offering of securities of the Company will be made except by means of a statutory offering document containing detailed information about the Company.*

This Presentation has been prepared by the Company based on information and data which the Company considers reliable, but the Company makes no representation or warranty, express or implied. This Presentation may not be all inclusive and may not contain all of the information that you may consider material. Any liability in respect of the contents of, or any omission from, this Presentation is expressly excluded.

Certain matters discussed in this Presentation may contain statements regarding the Company’s market opportunity and business prospects that are individually and collectively forward-looking statements. Such forward-looking statements are not guarantees of future performance and are subject to known and unknown risks, uncertainties and assumptions that are difficult to predict. These risks and uncertainties include, but are not limited to, the performance of the Indian economy and of the economies of various international markets, the performance of the industry in India and world-wide, competition, the company’s ability to successfully implement its strategy, the Company’s future levels of growth and expansion, technological implementation, changes and advancements, changes in revenue, income or cash flows, the Company’s market preferences and its exposure to market risks, as well as other risks. The Company’s actual results, levels of activity, performance or achievements could differ materially and adversely from results expressed in or implied by this Presentation. The Company assumes no obligation to update any forward-looking information contained in this Presentation. Any forward-looking statements and projections made by third parties included in this Presentation are not adopted by the Company and the Company is not responsible for such third party statements and projections.



Management Comment



Commenting on the result, **Dr. Sachin Patel, Director** said:

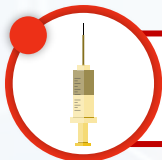
“This quarter’s performance has been in line with expectations. We continue to demonstrate resilience in navigating fluctuations and remain on-course with our expansion endeavors.

An unusual inventory volatility in some products kept the top line growth a bit muted. Plant tripping due to grid power failure and power fluctuations in the month of April hampered production. Except for these one-off impacts, our productivity continued to remain at optimal levels, adhering to the demand expectation.

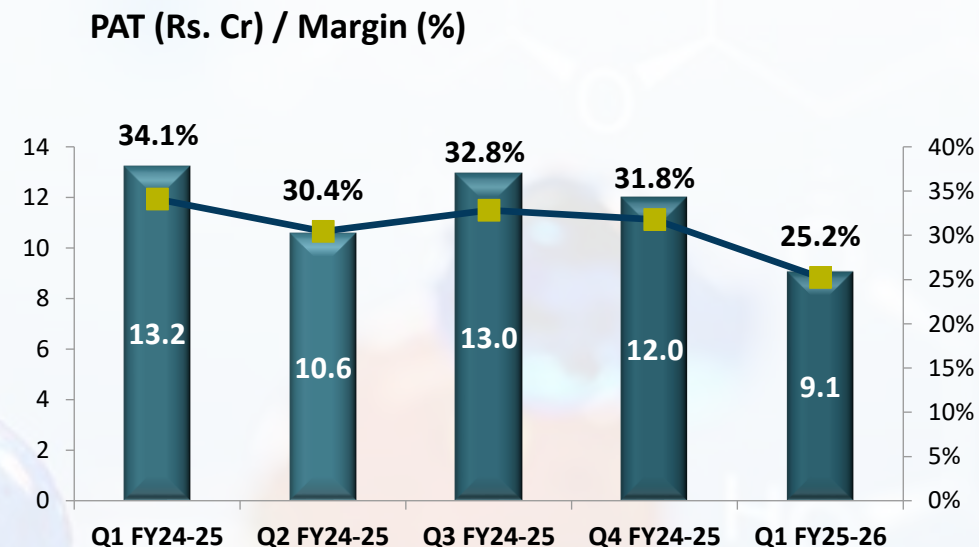
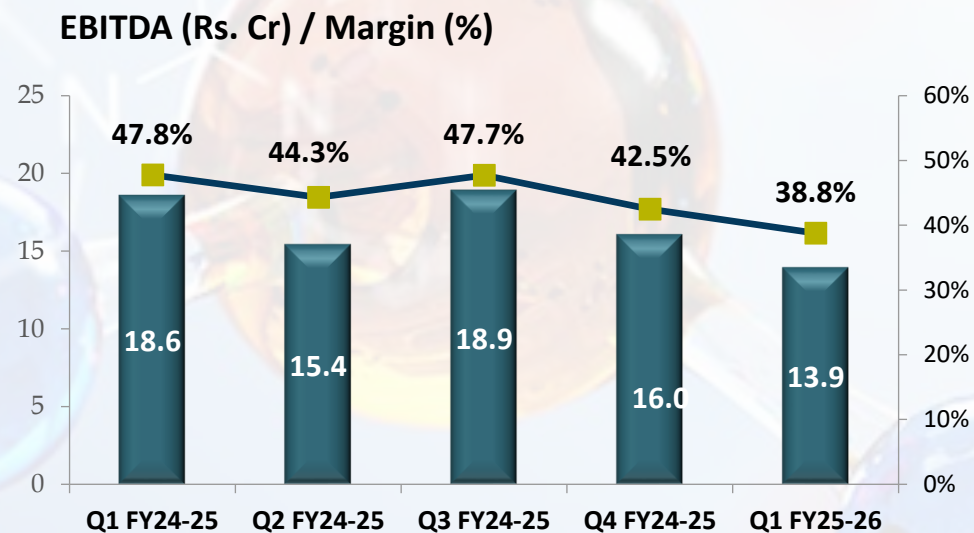
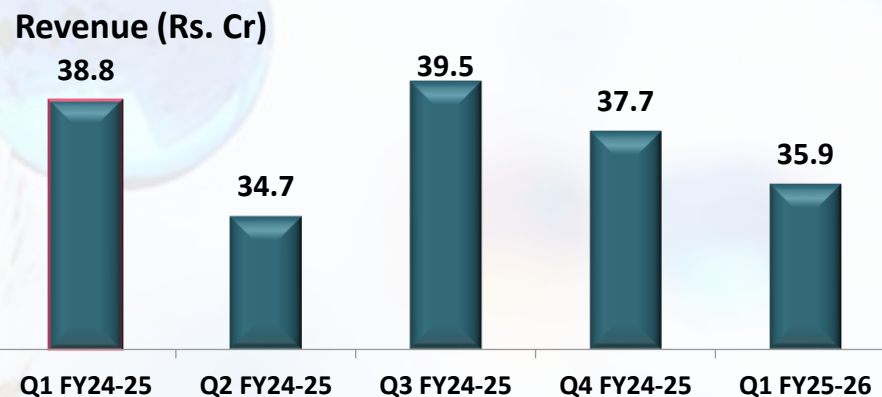
Our forward integration initiative through the new API unit is now operational. We began production in May 2025 and validation batches are in progress. Herein we shall be offering synthetic as well as fermentation-based APIs and will target export markets such as the US and Europe.

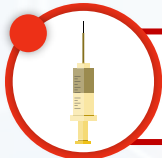
Moreover, R&D activity is ongoing at our new facilities, wherein new molecules are being developed. Our R&D spend during this quarter was approximately 6% of our revenue. The additional fermentation capacity that we are building is also well underway in terms of construction and delivery of equipment, the new unit is expected to be completed by the end of this calendar year.

In Q1 FY26, our top line, EBITDA and PAT stood at Rs. 35.9 crores, Rs. 13.9 crores, and Rs. 9.1 crores, respectively. EBITDA and PAT are impacted momentarily due to one-time impact from legal expenses and GST. The EPS (for each share of face value Re. 1) for the quarter is Rs. 0.83.”



Quarterly Financial Highlights





Q1 FY25-26 Financial Highlights



Rs. Cr.	Q1 FY25-26	Q1 FY24-25	YoY%	Q4 FY24-25
Income from Operations	35.87	38.83		37.74
Other Operating Income	0.00	0.00		0.00
Total Income from Operations	35.87	38.83	(7.62%)	37.74
Cost of Materials Consumed	6.83	6.16		6.85
Changes In Inventory	(0.20)	(0.12)		(0.63)
Employee Cost	3.11	3.20		3.14
Other Cost	12.22	11.04		12.33
Total Expenditure	21.96	20.28	8.30%	21.70
EBITDA	13.91	18.55	(25.01%)	16.04
EBITDA Margin %	38.78%	47.77%		42.50%
Other Income	0.27	0.52		1.35
Depreciation	2.03	1.15		1.23
Interest	0.04	0.07		0.07
Profit Before Tax	12.11	17.86	(32.20%)	16.09
Tax	3.06	4.62		4.09
Profit After Tax	9.05	13.24	(31.63%)	12.00
PAT Margin %	25.23%	34.09%		31.79%
EPS in Rs.	0.83	1.21	(31.40%)	1.10

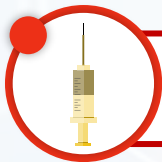
- Power fluctuations coupled with inventory volatility impacted top line
- Cascading effect of lower sales, depreciation from new API units, and one-time legal & GST expenses exerted pressure on margins



FY24-25 Financial Highlights



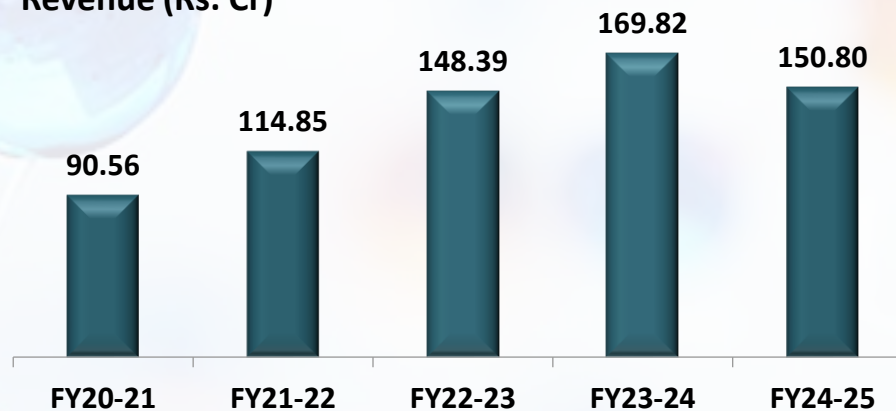
Rs. Crs	FY24-25	FY23-24	YoY%
Income from Operations	150.80	169.82	
Other Operating Income	0.00	0.00	
Total Income from Operations	150.80	169.82	(11.20%)
Cost of Materials Consumed	25.78	25.67	
Changes In Inventory	(1.27)	11.01	
Employee Cost	12.64	11.41	
Other Cost	44.81	42.99	
Total Expenditure	81.96	91.09	
EBITDA	68.84	78.73	(12.56%)
EBITDA Margin %	45.65%	46.36%	(71 bps)
Other Income	2.43	4.37	
Depreciation	5.37	3.54	
Interest	0.36	0.23	
Profit Before Tax	65.54	79.33	
Tax	16.77	20.17	
Profit After Tax	48.77	59.16	(17.56%)
PAT Margin %	32.34%	34.84%	(250 bps)
EPS in Rs.	4.48	5.43	(17.50%)



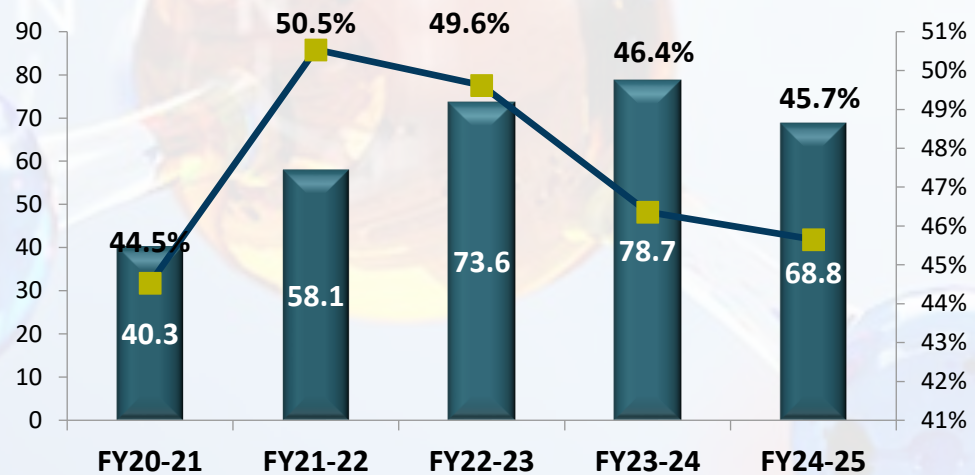
Annual Financial Highlights



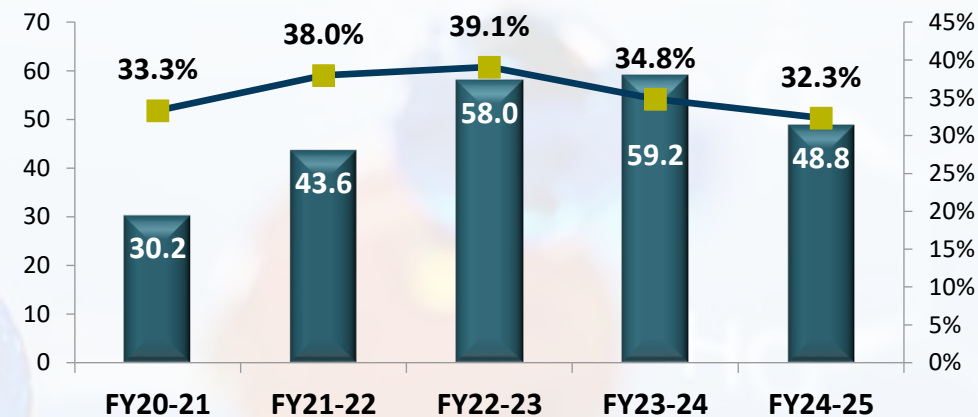
Revenue (Rs. Cr)

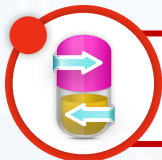


EBITDA (Rs. Cr) / Margin (%)



PAT (Rs. Cr) / Margin (%)



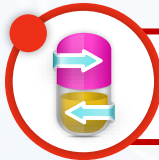


Balance Sheet Highlights – As on 31st March 2025

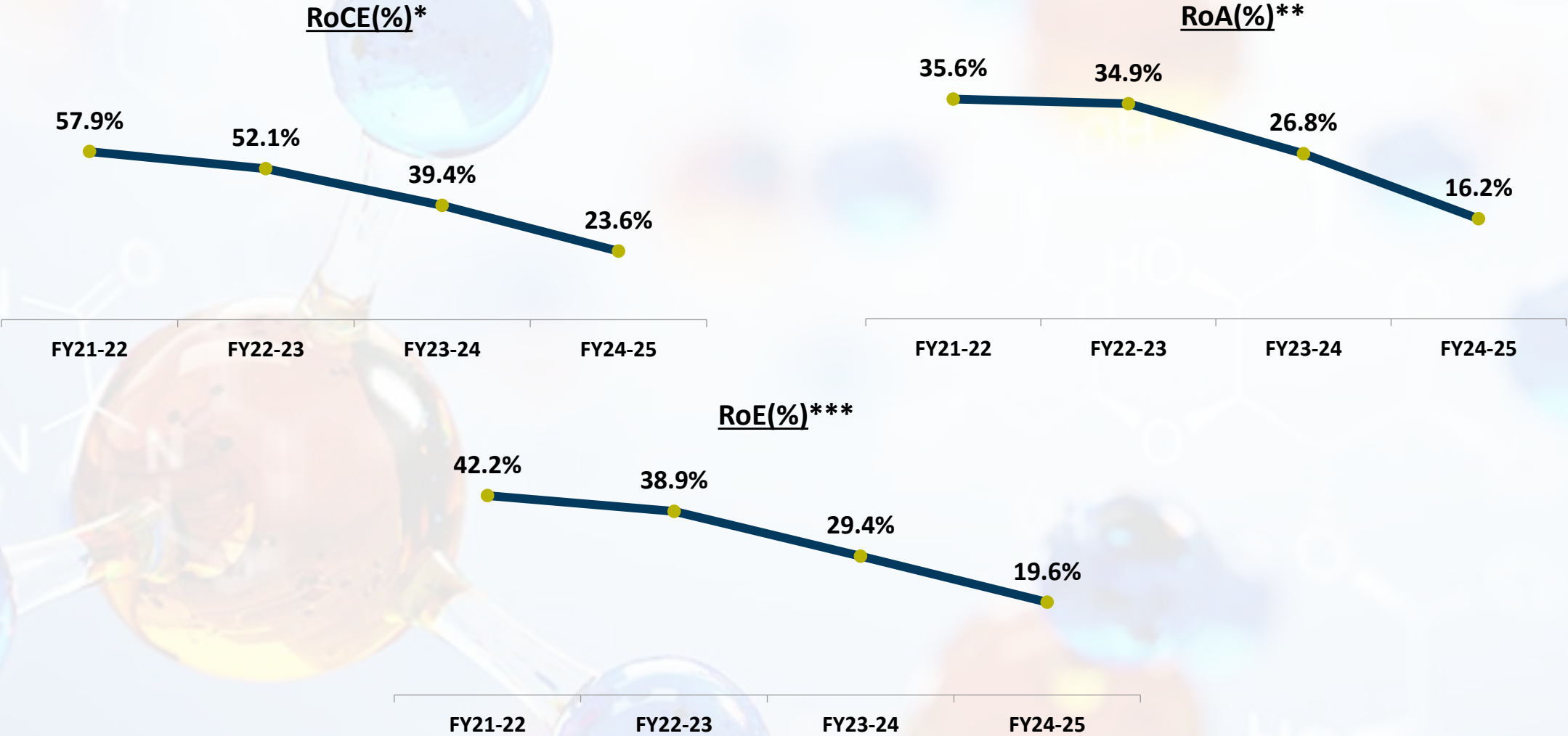
Rs. Cr.	As on 31 st Mar, 2025	As on 31 st Mar 2024
Total Equity & Liabilities		
Shareholders Funds	248.38	201.38
Share Capital	10.90	7.26
R&S	237.49	194.11
Non Current Liabilities	32.37	3.58
Financial Liabilities		
Borrowings	29.64	-
Lease Liabilities	-	1.22
Provisions	0.77	0.69
Deferred Tax Liabilities (Net)	1.96	1.66
Current Liabilities	20.56	16.16
Financial Liabilities		
Short term borrowing	0.25	-
Lease Liabilities	0.58	1.54
Trade Payables	14.65	9.91
Other financial liabilities	4.28	3.34
Provisions	0.28	0.31
Other Current Liabilities	0.51	1.06
Current Tax Liability (Net)	-	-
Total Equity & Liabilities	301.31	221.11

Rs. Cr.	As on 31 st Mar, 2025	As on 31 st Mar 2024
Total Assets		
Non Current Assets	249.34	173.55
Property Plant & Equipment	40.58	35.28
Capital work in progress	184.41	91.22
Right of use Assets	0.55	2.74
Financial Assets – Loans	0.75	0.75
Other Financial Assets	1.62	35.26
Other Non Current Assets	21.27	8.31
Other Intangible Assets	0.16	-
Current Assets	51.97	47.56
Inventories	5.05	3.33
Financial assets		
Investments	-	-
Trade receivables	31.24	27.03
Cash & Cash equivalents	11.73	6.47
Bank balance other than above	0.82	1.69
Short Term Loans	-	-
Other financial assets	0.99	8.18
Other Current Assets	2.14	0.87
Total Assets	301.31	221.11

GTBL issued 1 bonus share for every 2 equity shares held by equity shareholders of the Company, after shareholders, statutory & regulatory approvals



Key Balance Sheet Ratios



Company has been investing in Capex over last two years, leading to higher Capital Employed & Asset base

***RoE = Net Profit/Net Worth | **RoA = Net Profit/Average Total Assets / *RoCE = EBIT/(Shareholders Fund + Total Debt-non current investments)



Among India's few Fermentation based Intermediate manufacturer



GTBL among one of India's few fermentation-based manufacturers in pharmaceutical field

- Incorporated in 1981 as joint sector Company with GILC Ltd. and Chemosyn (P) Ltd.
- India's First Company to start commercial production of Antituberculosis drug Rifampicin

Product Portfolio – strong and growing

- Rifamycins – Treatment of Tuberculosis and digestive tract infections
- First to start commercial production of Rifampicin using Fermentation process

Focus on Research and Development

- Company is establishing state of art R&D facilities
- Focus now is to develop new products in line with business strategy

State of Art Manufacturing Facility

- Plant in Vapi (Gujarat)
- Over 200 Employees engaged at plant site

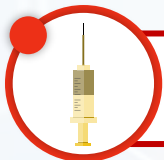
Strong Collaborations

- TML has been open to Technical and commercial collaborations so that GTBL can adopt best technologies and best processes

Strong Financial Performance

- Strong cash flows
- Low debt levels





Strong & Niche Product Portfolio – Growing at a fast pace



Current Product Portfolio

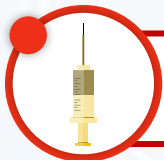
Rifamycin S

- An intermediate for manufacturing drug Rifampicin (Anti biotic used for treatment of several types of bacterial infections, including tuberculosis, Mycobacterium avium complex, leprosy, and Legionnaires' disease)

Rifamycin O

- An intermediate for manufacturing drug Rifaximin (Antibiotic used for treatment of traveler's diarrhea, irritable bowel syndrome, and hepatic encephalopathy)

Fungible Capacities of up to 16,000 KG/Months



Expansion Strategy to Spur Growth



Capex Plan



Research & Development

- ❖ New Product Development
- ❖ R&D Unit Commissioned, as per International Standards
- ❖ R&D Initiatives towards developing new Intermediate molecules



Forward Integration

- ❖ Ventured into API production as part of forward integration strategy
- ❖ Recently started commercial operations at new API unit
- ❖ Leverage expertise in Rifa-based products, amongst others, to develop range of APIs



Fermentation

- ❖ Expanding fermentation capacity
- ❖ Additional capacity to be used for newly developed products
- ❖ Expand Product portfolio & target domestic as well as export markets



State of Art Manufacturing Facilities at Vapi



Among very few companies in India with fermentation capabilities for Intermediates

Environment Friendly & Sustainable Process Using Aerobic Bacteria for Fermentation



Our Way Ahead



New Product Development & Forward Integration



- In process of identifying new products which have good domestic & export potential
- Company strategizing to move up the value chain through forward integration into API – recently began commercial operations at new API facility

New Infrastructure Development



- New infrastructure would be compliant with strictest regulatory authorities
- Focusing on enhancing fermentation capacities

Focus on Establishing R&D Centre



- In process of establishing new R&D lab to take care of technology development for new products and for examining whether existing products can be used for more applications

Geographical Diversification



- Further expanding in geographically strategic locations in India
- Targeting at export opportunities

Enhance Capacity to meet future growth



- Requisite Environmental Clearance already obtained for capacity expansion at current location
- Open to both Organic and Inorganic opportunities for growth in Specialty Chemical space



Thank You



For further information, please contact:

Company :

Gujarat Themis Biosyn Limited

Mr. Pradeep Chandan

pradeep.chandan@themismedicare.com

www.gtbl.in

Investor Relations Advisors :

Adfactors PR Pvt. Ltd.

Mr. Rahul Trivedi

Mr. Amit Sharma

rahul.trivedi@adfactorspr.com

amit.sharma@adfactorspr.com

www.adfactorspr.com